

1 **Disruptions to schistosomiasis programmes due to COVID-19: an**
2 **analysis of potential impact and mitigation strategies**

3 **Klodeta Kura^{a,b,c*}, Diepreye Ayabina^d, Jaspreet Toor^d, T. Deirdre Hollingsworth^d,**
4 **Roy M. Anderson^{a,b,c,e}**

5
6 ^a London Centre for Neglected Tropical Disease Research, London, United Kingdom.

7 ^b Department of Infectious Disease Epidemiology, School of Public Health, Faculty of
8 Medicine, St Mary's Campus, Imperial College London, London, United Kingdom.

9 ^cMRC Centre for Global Infectious Disease Analysis.

10 ^dBig Data Institute, Li Ka Shing Centre for Health Information and Discovery, University
11 of Oxford, Oxford OX3 7LF, UK.

12 ^eThe DeWorm3 Project, The Natural History Museum of London, London, United
13 Kingdom.

14

15

16 * Corresponding author

17 E-mail: k.kura@imperial.ac.uk

18

19 **Abstract**

20 **Background:** The 2030 goal for schistosomiasis is elimination as a public health
21 problem (EPHP), with mass drug administration (MDA) of praziquantel to school-aged
22 children (SAC) a central pillar of the strategy. However, due to COVID-19, many mass
23 treatment campaigns for schistosomiasis have been halted with uncertain implications
24 for the programmes.

25 **Method:** We use mathematical modelling to explore how postponement of MDA and
26 various mitigation strategies affect achievement of the EPHP goal for *Schistosoma*
27 *mansonii* and *S. haematobium*.

NOTE: This preprint reports new research that has not been certified by peer review and should not be used to guide clinical practice.

28 **Results:** In moderate and some high prevalence settings, the disruption may delay
29 the goal by up to two years. In some high prevalence settings EPHP is not achievable
30 with current strategies, and so the disruption will not impact this. Here, increasing SAC
31 coverage and treating adults can achieve the goal.

32 The impact of MDA disruption and the appropriate mitigation strategy varies according
33 to the baseline prevalence prior to treatment, the burden of infection in adults and
34 stage of the programme.

35 **Conclusions:** Schistosomiasis MDA programmes in medium and high prevalence
36 areas should restart as soon as is feasible, and mitigation strategies may be required
37 in some settings.

38

39 **Keywords:** COVID-19, Elimination as a public health problem, Mass drug
40 administration, Modelling, Schistosomiasis

41

42

43 **Introduction**

44 Schistosomiasis is a parasitic disease affecting millions of people in several endemic
45 regions. ¹ Intestinal (caused by *Schistosoma mansoni* or *S. japonicum*) and urogenital
46 (caused by *S. haematobium*) are the two most prevalent forms of human
47 schistosomiasis. ² At present, mass drug administration (MDA) of praziquantel to
48 school-aged children (SAC; 5-14 years old) is the main method of reducing the burden
49 of morbidity associated with this infection. ^{3,4} Control programmes additionally include
50 recommending behaviour modification and improvements in sanitation to lower the
51 intensity of transmission. ^{5,6}

52 MDA is mostly targeted at school-aged children since age-intensity profiles are convex
53 in shape with a peak in infection levels typically seen amongst SAC and teenagers. ^{7,8}
54 Additionally, this age category can be reached through school-based treatment
55 programmes which have been shown to be cost-effective in reaching these
56 populations. ⁹ It should be noted that in some high-risk areas, treatment of adults is
57 also recommended. ¹⁰

58 The 2030 World Health Organization (WHO) target for schistosomiasis is elimination
59 as a public health problem (EHP), achieved when the heavy-intensity prevalence in
60 SAC reduces to less than 1%.^{11,12} For *S. mansoni*, heavy-intensity infection is defined
61 as having over 400 eggs per gram of feces and for *S. haematobium* is defined as
62 having over 50 eggs per 10mL of urine.¹³ Heavy-intensity infections can be diagnosed
63 by using the Kato-Katz technique and urine filtration respectively.^{14–16} Morbidity is
64 thought to be associated most strongly with these heavy burdens, hence the target to
65 reduce the number of these infections.

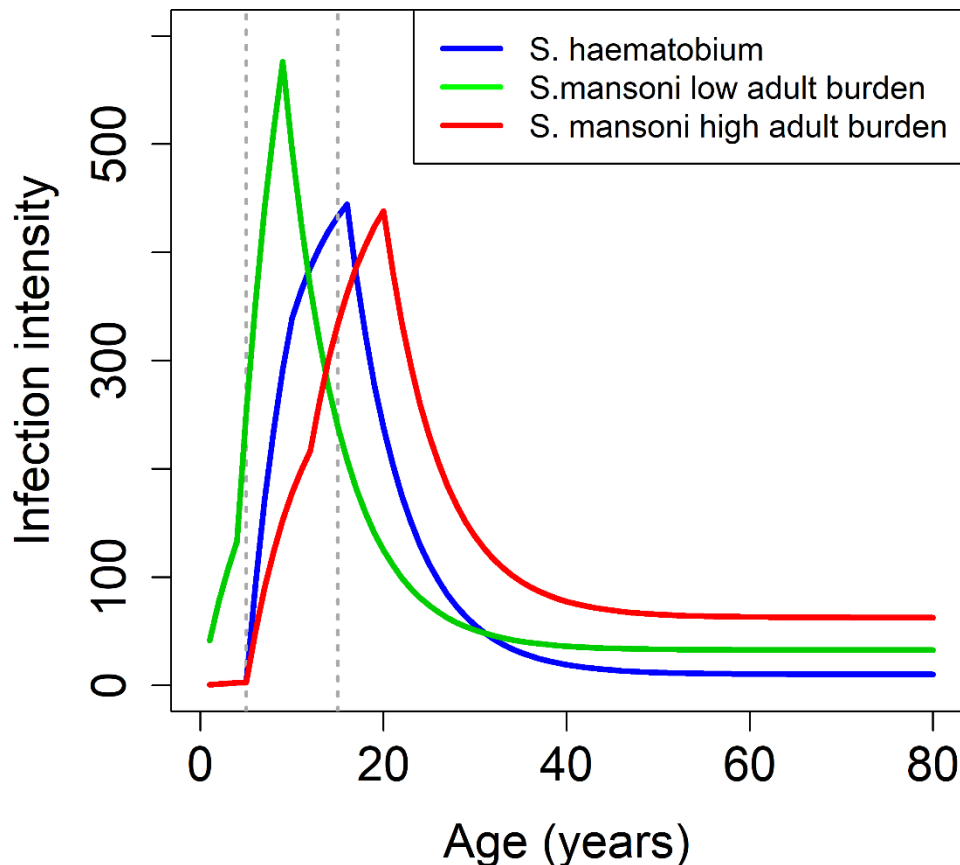
66 Previous mathematical modelling for schistosomiasis has shown that EHP can be
67 achieved in low (< 10% baseline prevalence among SAC) to moderate (10 – 50%
68 baseline prevalence among SAC) transmission settings, but in certain high
69 transmission settings (\geq 50% baseline prevalence among SAC) inclusion of adults in
70 MDA programmes would be needed to achieve the EHP goal.^{2,11,17–19}

71 Due to the coronavirus 2019 (COVID-19) pandemic, the WHO has advised
72 governments to postpone MDA for schistosomiasis (and other neglected tropical
73 diseases).²⁰ It is likely that the MDA postponement will have a different impact in
74 different transmission settings as the level of resurgence or bounce back varies across
75 settings since it depends on the magnitude of the basic reproductive number, R_0 .
76 Particularly, we expect the postponement to have a greater impact in high
77 transmission settings, as they face the greatest risk since resurgence will be high in
78 these areas. Although missed MDAs will certainly lead to resurgence in infection
79 levels, the epidemiological impact of such postponement is not known.

80 The stage (how many rounds of MDA prior to the delay) and effectiveness of the
81 programme (coverage and compliance) will clearly play a role in the resurgence or
82 bounce back rate. Programmes in their early stages may return to pre-treatment
83 endemicity levels faster, whereas, programmes further in which have managed to
84 significantly reduce the intensity of transmission, will observe lower levels of
85 resurgence, provided the transmission rate is not too high. However, in high
86 transmission settings, programmes further in will have a risk of losing much of the
87 long-term benefit of multiple rounds of MDA.

88 In this paper, we use mathematical models of parasite transmission and control by
89 MDA to estimate the impact of temporarily delaying MDA on achieving the EHP goal.

90 Once MDA programmes resume, it will be of great importance for health workers and
91 programme managers to have guidelines on mitigation strategies, in order to get back
92 on track for achieving EPHP. We consider various stages of the programme at which
93 the disruption occurs (early or late into the programme) and investigate the impact of
94 mitigation strategies for *S. mansoni* and *S. haematobium*. For *S. mansoni* we also use
95 two different age-intensity profiles, corresponding to low and high adult burdens of
96 infection to determine if this would have an impact on missing MDA (**Figure 1**).



97

98 **Figure 1:** *S. mansoni* and *S. haematobium* age-intensity profiles of infection
99 (eggs/10mL for *S. haematobium* and eggs/gram for *S. mansoni*, showing low and high
100 burden of adult infection settings).^{17 21}

101

102 **Methods**

103 **Transmission model**

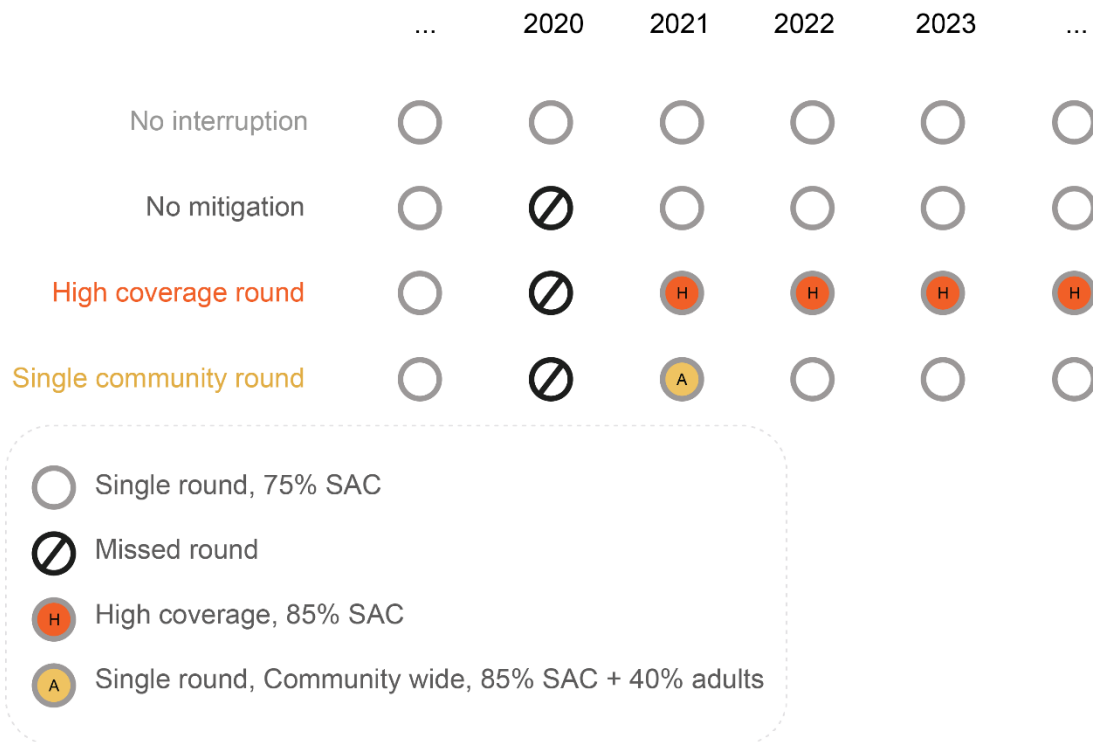
104 We adopt an age-structured deterministic model developed by Imperial College
105 London (ICL).^{8,22} This model has an individual based stochastic analogue^{8,22} but the
106 mean derived from this model is identical to the deterministic model prediction. The

107 model incorporates treatment by MDA and is parameterised for *S. mansoni* and *S.*
108 *haematobium* with previously published data and estimated parameter values derived
109 from past epidemiological studies (supplementary **Table S1**).^{17,23} Briefly, the model
110 describes the dynamics of the adult worms in the human host population and a single
111 reservoir of infectious material (infected snails-are short lived).²² This model assumes
112 a negative binomial distribution of parasites per host with a fixed aggregation
113 parameter, k , density-dependent fecundity, and assumes monogamous sexual
114 reproduction among worms. The egg contribution to the reservoir depends on the age-
115 specific contact rate for each individual in the population.

116 The numerical simulations were run for a single community with a population size set
117 at 1000, assuming no migration. In our simulations, treatment is delivered at random
118 at each round i.e. no systematic non-adherers and no non-access to treatment
119 individuals. Acquired immunity is not taken into consideration.²⁴ To simulate moderate
120 and high baseline prevalence settings (for low and high adult burden of infection), the
121 intrinsic intensity of transmission, i.e. basic reproductive number (R_0), is varied (higher
122 prevalence settings corresponding to higher R_0 values).

123 **Scenarios and mitigation strategies**

124 In our investigation, we consider moderate ($10 - 50\%$ baseline prevalence among
125 SAC) and high ($\geq 50\%$ baseline prevalence among SAC) prevalence settings prior to
126 MDA.^{2,11} In addition to this, for *S. mansoni* we use two different age intensity profiles
127 (low and high adult burden of infection) to determine whether this would differentially
128 influence the impact of missing MDA. In the model, we implement MDA annually at a
129 75% coverage level of SAC only.¹¹ We simulate one MDA round being missed either
130 early or late (second or sixth round of MDA, respectively) into the programme. For all
131 of our scenarios, we determine the time taken to achieve EPHP. After a missed round
132 of MDA, we consider three mitigation strategies (**Figure 2**): (i) return with annual 75%
133 coverage level of SAC-only, (ii) return with annual 85% coverage level of SAC only
134 and (iii) return with one-year community-wide coverage (85% SAC +40% adults)
135 followed by 75% coverage of SAC-only in the years following this.



136

137 **Figure 2:** Visual representation of the scenarios and mitigation strategies analysed.

138 For each transmission setting and age profile (**Figure 1**), we simulate the impact of
 139 the different control strategies over a period of 15 years. For each point in time, we
 140 determine the prevalence of heavy-intensity infections (eggs per gram, $epg \geq 400$ for
 141 *S. mansoni* and over 50 eggs per 10mL of urine for *S. haematobium*) in SAC to
 142 investigate whether the EPHP goal has been achieved.

143 Results

144 We present results for the effect of MDA postponement due to COVID-19 and the
 145 impact of mitigation strategies in going back on track to achieving EPHP by 2030. The
 146 results are presented for *Schistosoma mansoni* and *S. haematobium* by considering
 147 the scenarios and mitigation strategies described in **Figure 2**.

148 Results for *Schistosoma mansoni*

149 For moderate transmission settings with a low or high adult burden of infection,
 150 missing the second round of MDA (refer to **Table 1**), requires an additional year of
 151 intervention to achieve EPHP, regardless of the mitigation strategy. It should be noted
 152 that in lower moderate transmission settings (i.e. just above 10% SAC prevalence),
 153 with 75% coverage and random compliance the EPHP goal is achieved after one

154 round of MDA so there is no delay to the goal when the second MDA is missed.
155 Missing the sixth round of MDA does not have any impact on the time required to
156 achieve the EPHP goal as the goal has already been reached prior to the sixth round
157 (refer to **Table 2**).

158 **Table 1:** Years of MDA to achieve EPHP ($\leq 1\%$ heavy-intensity prevalence in SAC) for
159 *S. mansoni*. The second round of MDA is missed. NA: not achievable by 2030 (for
160 baseline higher than 59% in SAC). Results are shown for low and high adult burden
161 of infection settings using the Imperial College London deterministic model.

Prevalence in SAC	Moderate (10 – 50%)	High ($\geq 50\%$)
Time to EPHP if no postponement to annual 75% SAC MDA	Low adult burden: 1-3 years High adult burden: 1-3 years	Low adult burden: 3-8 years High adult burden: 3 – NA years
Delay to EPHP if 2nd MDA missed + return with 75% SAC	Low adult burden: 0- 1 years High adult burden: 0 – 1 years	Low adult burden: 1-2 years High adult burden: 1 – NA years
Delay to EPHP if 2nd MDA missed + return with 85% SAC	Low adult burden: 0 - 1 years High adult burden: 0 – 1 years	Low adult burden: 1 - 0 years High adult burden: 1 - NA years
Delay to EPHP if 2nd MDA missed + return with 1 community-wide MDA (85% SAC + 40% adults) followed by 75% SAC	Low adult burden: 0 - 1 years High adult burden: 0 -1 years	Low adult burden: 1-1 years High adult burden: 1 - NA years

162

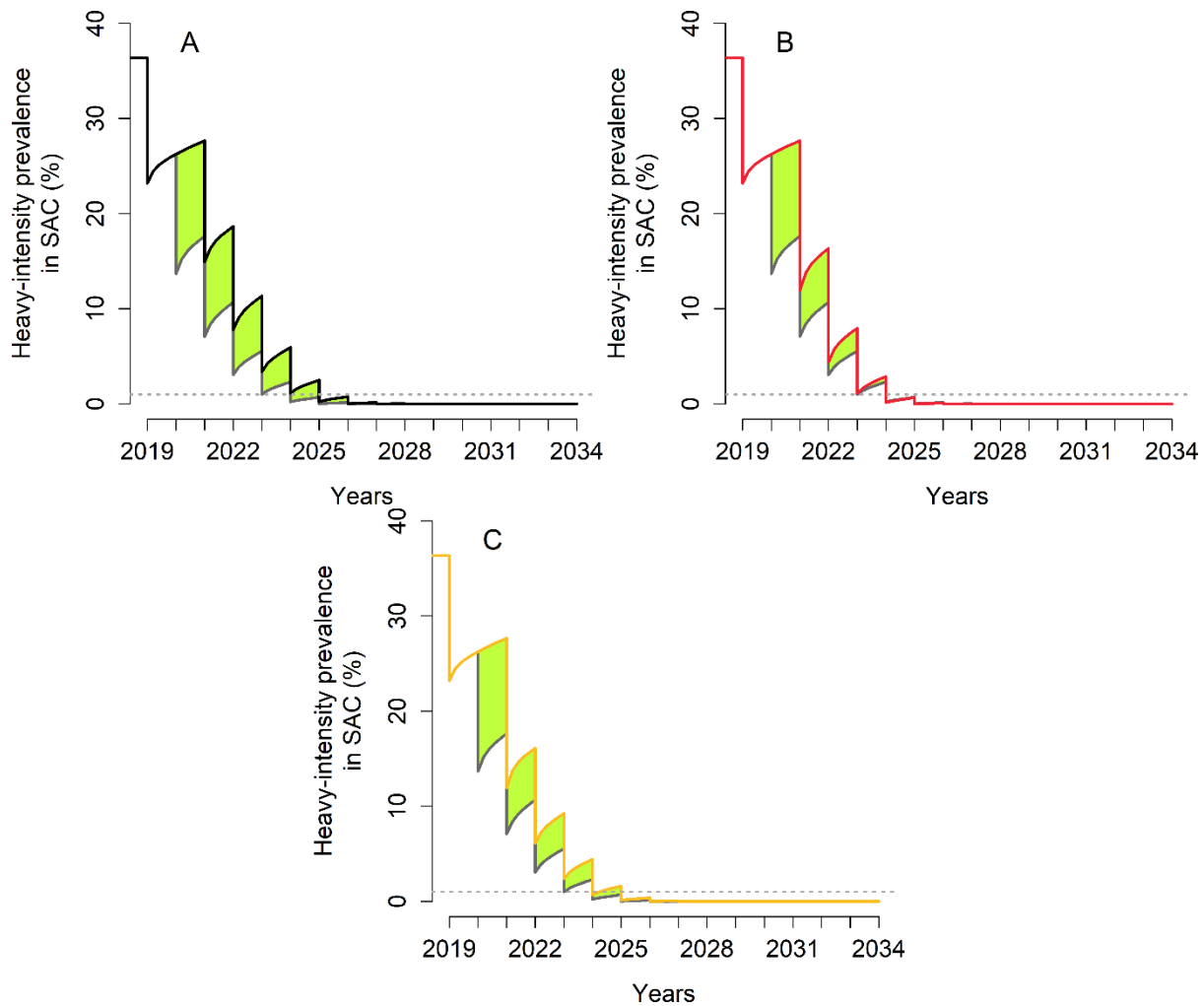
163 **Table 2:** Years of MDA to achieve EPHP ($\leq 1\%$ heavy-intensity prevalence in SAC) for
164 *S. mansoni*. The sixth round of MDA is missed. NA: not achievable by 2030. Results
165 are shown for low and high adult burden of infection settings using the Imperial College
166 London deterministic model

Prevalence in SAC	Moderate (10 – 50%)	High ($\geq 50\%$)
Time to EPHP if no postponement to annual 75% SAC MDA	Low adult burden: 1-3 years High adult burden: 1-3 years	Low adult burden: 3-8 years High adult burden: 3 – NA years
Delay to EPHP if 6th MDA missed + return with 75% SAC	Low adult burden: 0 years High adult burden: 0 years	Low adult burden: 0- 2 years High adult burden: 0 – NA years

Delay to EPHP if 6th MDA missed + return with 85% SAC	Low adult burden: 0 years High adult burden: 0 years	Low adult burden: 0 - 2 years High adult burden: 0 - NA years
Delay to EPHP if 6th MDA missed + return with 1 community-wide MDA (85% SAC + 40% adults) followed by 75% SAC	Low adult burden: 0 years High adult burden: 0 years	Low adult burden: 0 – 2 years High adult burden: 0 – NA years

167

168 For high transmission settings with a low adult burden of infection, if the programme
 169 is reintroduced at the previous 75% SAC-only coverage, then it is predicted that up to
 170 two years of delay will result in reaching EPHP (**Tables 1, 2** and **Figure 3**), regardless
 171 of the time MDA is missed. Increasing coverage level to 85% of SAC (or having one
 172 round of community-wide MDA), requires up to one additional year if the second round
 173 of MDA is missed. From **Figure 3**, during the postponement of MDA there is an
 174 increase in the heavy – intensity infection (illustrated by the black, red, and yellow
 175 lines). As a result of this there is an increase in prevalence of heavy intensity (related
 176 to increased morbidity), illustrated by the green area. Hence, this is an additional
 177 burden of infection which would not have happened if the treatment programme had
 178 gone as planned.



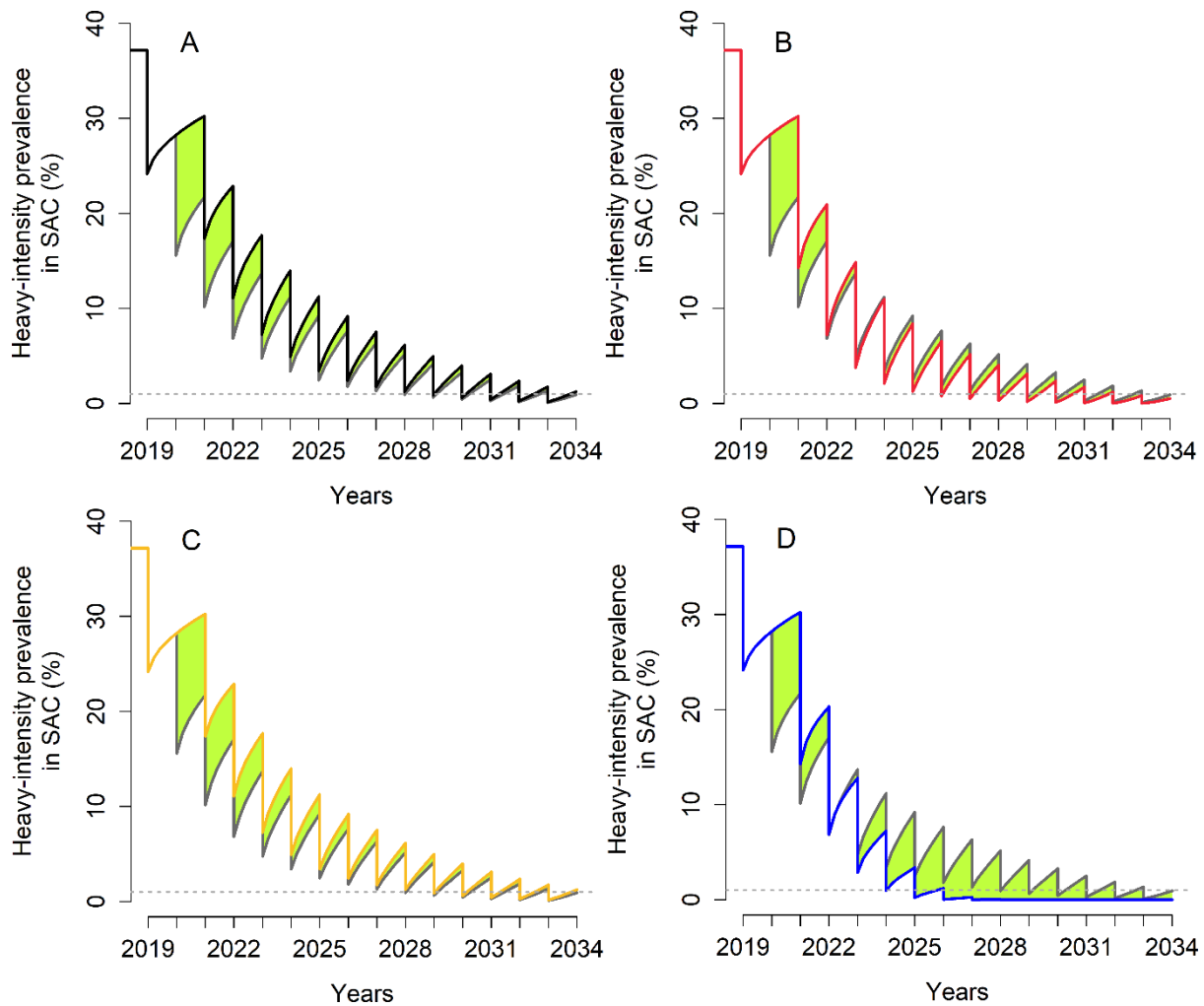
179

180 **Figure 3:** Heavy-intensity prevalence in SAC for *S. mansoni* in high transmission
181 settings with a low adult burden of infection. The second round of MDA is missed. The
182 grey line gives the prevalence of heavy infection if the treatment had gone ahead as
183 planned. (A) the programme is restarted by treating 75% of SAC (black line). (B) the
184 programme is restarted by treating 85% of SAC (red line). (C) the programme is
185 restarted with one community-wide MDA (85% SAC + 40% adults) followed by 75%
186 SAC (yellow line). The green area shows the increased level of infection in the
187 community.

188

189 For high transmission settings with a high adult burden, the outcome depends on the
190 baseline SAC prevalence. For baseline SAC prevalence below 59%, missing the
191 second round of MDA, a one-year delay in achieving EPHP is predicted. This holds
192 for any mitigation strategy considered. However, for baseline SAC prevalence above
193 59%, EPHP is not achieved by 2030 regardless of the mitigation strategy described in
194 **Figure 2** (refer to **Table 1**, **Table 2** and **Figure 4A**, **Figure 4B**, **Figure 4C**). This is
195 because MDA of SAC only is having a small impact on reducing transmission. To

196 achieve EPHP within a shorter time frame, higher coverage of SAC and treating adults
197 would be needed for this setting. These coverage levels can be determined by
198 collecting SAC and adult data once programmes resume. ¹⁷ In **Figure 4D**, it is shown
199 that once the MDA programme resumes, increasing the SAC coverage to 85% and
200 including 40% of adults for every MDA round, can achieve the goal by 2030.



201

202 **Figure 4:** Heavy-intensity prevalence in SAC for *S. mansoni* in high transmission
203 settings with a high adult burden of infection. The second round of MDA is missed.
204 The grey line gives the prevalence of heavy infection if the treatment had gone ahead
205 as planned. (A) the programme is restarted by treating 75% of SAC (black line). (B)
206 the programme is restarted by treating 85% of SAC (red line). (C) the programme is
207 restarted with one community-wide MDA (85% SAC + 40% adults) followed by 75%
208 SAC (yellow line). (D) the programme is restarted by treating 85% of SAC and 40% of
209 adults (blue line). The green area shows the increased level of infection in the
210 community.

211

212 If the sixth round of MDA is missed and the baseline SAC prevalence is below 59%,
213 no additional year of intervention is required, regardless of the mitigation strategy.
214 However, for baseline SAC prevalence above this threshold, EPHP is not achieved by
215 2030 with any of the mitigation strategies considered in **Figure 2**. Similarly, as when
216 the second round of MDA is postponed, increasing the SAC coverage to 85% and
217 treating 40% of adults in every round after the programme resumes, can achieve the
218 EPHP goal by 2030.

219 Our simulations show that missing the second round of MDA for baseline SAC
220 prevalence of 30% (moderate transmission setting), may take from four to ten years
221 for SAC prevalence to catch up to the state where no MDA rounds are missed
222 (depending on the scenario and adult burden of infection, refer to supplementary
223 **Table S2** and **Table S3**). Missing the sixth round of MDA does not have any impact
224 on the time required to achieve the EPHP goal but it might take up to five years for the
225 SAC prevalence to catch up to what would have been achieved without missing MDA
226 rounds.

227 For a baseline SAC prevalence of 70% (high transmission setting) with a low adult
228 burden, it may take from five to 12 years for the SAC prevalence to catch up
229 (supplementary **Table S2**). For the high transmission setting with a high adult burden,
230 it is predicted that it may take more than three years for the SAC prevalence to get
231 back to the level under no missed rounds (depending on the scenario, refer to
232 supplementary **Table S3**).

233 **Results for *S. haematobium***

234 Here, results of the impact of COVID -19 on *S. haematobium*, and the effect of
235 mitigation strategies on getting the programmes back on track when MDA resumes
236 are presented.

237 For moderate transmission settings with no postponement of MDA, it takes up to two
238 years for the elimination as a public health problem to be achieved (**Table 3** and **Table**
239 **4**). For lower moderate prevalence settings (i.e. just above 10% SAC prevalence), the
240 heavy-intensity prevalence in SAC may be less than 1% before the start of the
241 treatment. Therefore, EPHP goal is met without any MDA intervention. Missing the
242 second round of MDA (**Table 3**), will require up to one additional year to achieve the

243 goal, regardless of the mitigation strategy. However, missing the sixth round of MDA
244 does not have any effect on the goal because it has been achieved prior to the missed
245 MDA (**Table 4**).

246 **Table 3:** Years of MDA to achieve EPHP ($\leq 1\%$ heavy-intensity prevalence in SAC) for
247 *S. haematobium*. The second round of MDA is missed.

Prevalence in SAC	Moderate (10 – 50%)	High ($\geq 50\%$)
Time to EPHP if no postponement to annual 75% SAC MDA	0 – 2 years	2-9 years
Delay to EPHP if 2 nd MDA missed + return with 75% SAC	0 – 1 years	1 year
Delay to EPHP if 2 nd MDA missed + return with 85% SAC	0 – 1 years	1 - 0 years
Delay to EPHP if 2 nd MDA missed + return with 1 community-wide MDA (85% SAC + 40% adults) followed by 75% SAC	0 – 1 years	1-0 years

248

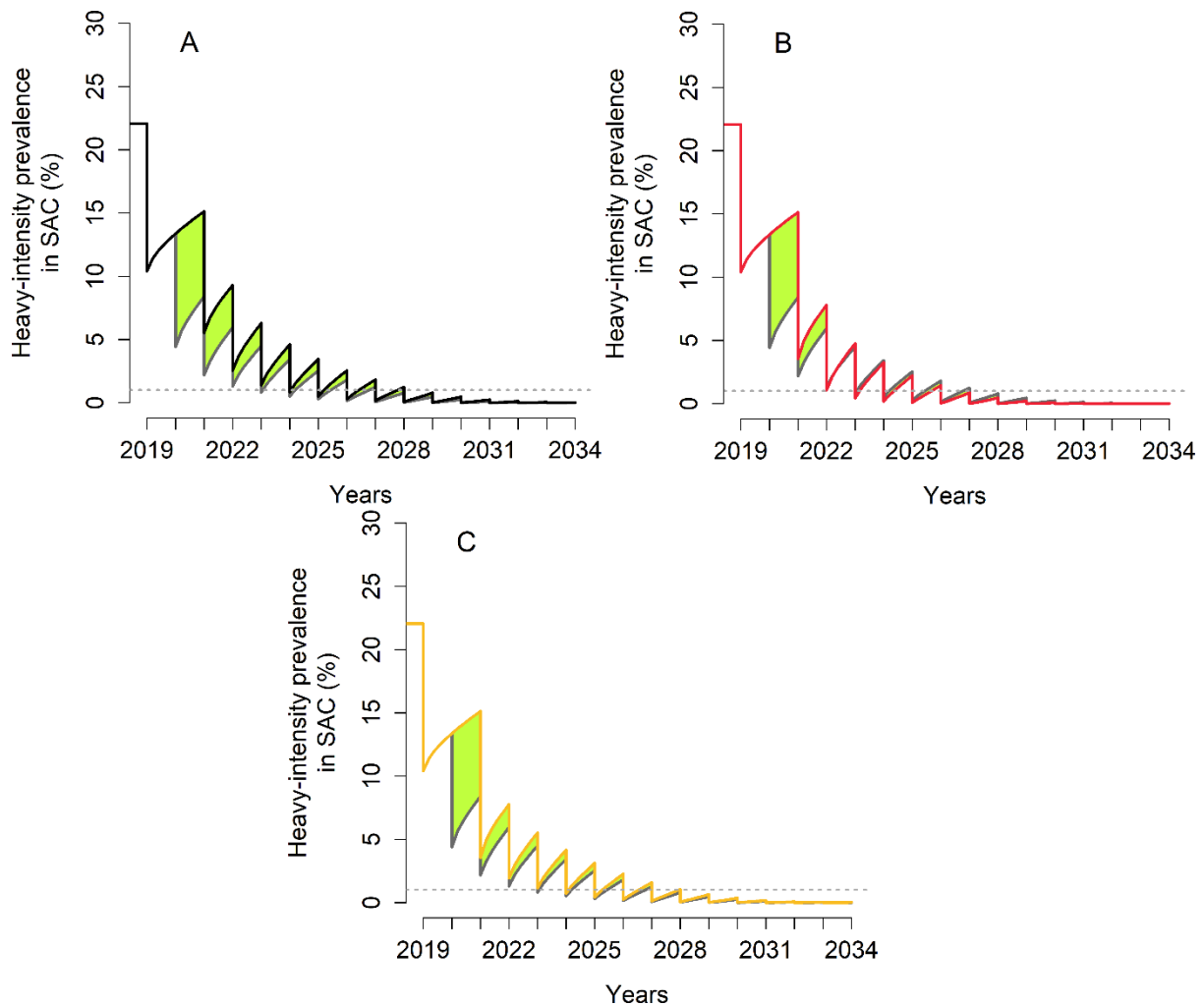
249 **Table 4:** Years of MDA to achieve EPHP ($\leq 1\%$ heavy-intensity prevalence in SAC) for
250 *S. haematobium*. The sixth round of MDA is missed.

Prevalence in SAC	Moderate (10 – 50%)	High ($\geq 50\%$)
Time to EPHP if no postponement to annual 75% SAC MDA	0 – 2 years	2 -9 years
Delay to EPHP if 6 th MDA missed + return with 75% SAC	0 years	0 - 1 years
Delay to EPHP if 6 th MDA missed + return with 85% SAC	0 years	0 years
Delay to EPHP if 6 th MDA missed + return with 1 community-wide MDA (85% SAC + 40% adults) followed by 75% SAC	0 years	0 – 1 years

251

252 For high transmission settings, depending on the baseline SAC prevalence, it takes
253 two to nine years to achieve EPHP (no delay to MDA treatment). For scenarios where
254 it takes two years to EPHP, missing the second round of MDA will require one
255 additional year of intervention, regardless of the mitigation strategies. For scenarios
256 where it takes longer than two years to achieve EPHP, a one year delay is also
257 expected when the programme is reintroduced at the previous coverage level after

258 missing the second round of MDA (refer to **Table 3** and **Figure 5**). However, increasing
259 the coverage level to 85% SAC (or having one round of community-wide treatment),
260 does not require the additional year of MDA. Missing the sixth round of MDA has a
261 smaller effect on the time to achieve the goal. Increasing the coverage level to 85%
262 SAC only, does not require any additional years of treatment (**Table 4**).



263

264 **Figure 5:** Heavy-intensity prevalence in SAC for *S. haematobium*. The second round
265 of MDA is missed. The grey line gives the prevalence of heavy infection if the treatment
266 had gone ahead as planned. **(A)** the programme is restarted by treating 75% of SAC
267 (black line). **(B)** the programme is restarted by treating 85% of SAC (red line). **(C)**
268 the programme is restarted with one community-wide MDA (85% SAC + 40% adults)
269 followed by 75% SAC (yellow line). The green area shows the increased level of
270 infection in the community.

271

272 **Discussion**

273 We have presented analyses of the impact of delaying MDA due to COVID-19 spread
274 and considered various mitigation strategies to get the programme back on track for
275 achieving EPHP by 2030 for both *S. mansoni* and *S. haematobium*. We assumed that
276 MDA will be delayed for one year, either early or late into the programme (second or
277 sixth round of treatment). Once the programme resumes, the delay in achieving EPHP
278 is calculated for various mitigation strategies.

279 For *S. mansoni*, our analyses suggest that in moderate transmission settings treating
280 75% of SAC annually can achieve EPHP within three years. This holds for low and
281 high adult burden of infection. Missing the second round of MDA can delay EPHP by
282 up to one year, whereas missing the sixth round of MDA does not have any effect on
283 EPHP. This is because the goal is achieved before the delay occurs and hence it takes
284 longer to resurge back to pre-MDA levels. In high transmission settings, the results
285 depend on the baseline prevalence and the burden of infection in adults. For low adult
286 burden of infection, treating 75% of SAC annually can achieve EPHP within eight years
287 of MDA treatment. Missing one round of MDA, delays the goal by up to two years. For
288 high adult burden of infection, we might not achieve the EPHP goal, regardless of the
289 postponement. If the baseline SAC prevalence rises above 59%, and the second or
290 the sixth round of MDA is missed, an increase in SAC coverage and inclusion of adults
291 is necessary to achieve EPHP by 2030.

292 We acknowledge that due to limited praziquantel supplies (donations),²⁵ including
293 adults in treatment may not be feasible in all areas. Hence, it is important that surveys
294 are conducted to collect SAC and adult data to determine the optimal coverage levels
295 and whether adult treatment is required.²³ This will then allow for community-wide
296 treatment to be prioritised as necessary in high transmission settings where there is a
297 high adult burden of infection.

298 For *S. haematobium*, it is predicted that in moderate transmission settings, missing
299 the second round of MDA delays EPHP by up to one year. However, missing the sixth
300 round of MDA does not affect the goal. In high transmission settings, EPHP can be
301 delayed by up to one year, regardless of the time of the delay. Annual 75% SAC only
302 treatment is sufficient for achieving EPHP by 2030, even when MDA is postponed for
303 one year.

304 Overall, postponing MDA for one-year results in a delay of up to two years for
305 achieving EPHP. The impact of missing MDA depends on the baseline prevalence
306 prior to treatment, the burden of infection in adults and the time at which we miss MDA
307 (early or late into the programme).

308 However, care should be taken when deciding to stop MDA after EPHP has been
309 achieved as there will be a risk of resurgence/bounce back. This is because the overall
310 prevalence might still be high, so that infection persists, despite the heavy-intensity
311 prevalence in SAC being reduced to less than 1%.²⁶ Additionally, it is predicted that it
312 takes longer for the SAC prevalence to catch-up to what would have been achieved
313 by full MDA rounds, than it takes for the heavy-intensity prevalence.

314 In this study, we assume that control programmes will return to their pre-COVID-19
315 effectiveness within one year, but this might not be feasible for various reasons.
316 Training programmes may have been disrupted by the COVID-19 and health workers
317 might have been re-deployed to other tasks. Another important factor is that schools
318 may not open when the programme restarts or parents may decide not to send their
319 children back to school. As the MDA programme is mainly focused in SAC, this will
320 have a major impact on the mitigation strategies. We also need to take into
321 consideration that stocks of praziquantel in government warehouses may have past
322 their expiry dates, or that praziquantel production and supply chains of MDA treatment
323 may be disrupted due to travel restrictions. Thus, it might take some time to achieve
324 the desired coverage once the programme restarts. As a result, postponing
325 programmes for longer or returning with reduced effectiveness will mean that we might
326 ultimately be facing longer delays in achieving the EPHP goal.

327 When considering a longer postponement of MDA, of 18 months, analyses suggest
328 that the EPHP goal could be delayed by an extra six months, depending on the
329 transmission setting and adult burden of infection. Hence, the longer the delay, the
330 longer it will take programmes to achieve EPHP. Mitigation strategies upon resumption
331 will be increasingly important in areas where programmes are delayed for longer.

332 It is important to note one important caveat on the predictions made in this study. It
333 has been assumed that for a fixed MDA coverage level, treatment is at random in the
334 population. This may not be the case, as persistent non-adherers to treatment (due to

335 many different factors) are an important feature of most MDA based control
336 programmes. If this is the case for treating schistosome infections, our predictions may
337 err on the side of being too optimistic.

338 The model-based predictions can be tested once the MDA programme is resumed as
339 we expect to see a large increase in prevalence of infection after a long period of no
340 intervention, particularly in high transmission settings. Data collection on SAC and
341 adults needs to be done at the start of the resumed intervention. The ongoing
342 Geshiyaro project can address this. ²⁷

343 **Conclusions**

344 In this study we show that postponement of rounds of MDA due to the COVID-19
345 pandemic will lead to an increase in *S. mansoni* and *S. haematobium* infection. As a
346 result, more resources will be needed to reach the 2030 goal of EPHP once the full
347 MDA programmes restart. The transmission setting, duration of the delay in delivering
348 MDA, stage of programme, age-intensity profile will all have an impact on achieving
349 WHO goals for control of both morbidity and transmission. Mitigation strategies can
350 help in accelerating progress towards EPHP by 2030. In some high transmission
351 settings, EPHP may not be reached regardless of the length of the delay and hence,
352 upon resumption it is important that surveys are done to collect SAC and adult infection
353 data in order to determine the desired coverage levels for MDA to reach the defined
354 control objectives. We hope this study will provide health workers with important
355 quantitative tools to assess what mitigation strategies are best applied in given
356 epidemiological settings.

357 **Authors' contributions:**

358 KK, DA, JT, TDH and RMA conceived and designed the study. KK carried out the
359 analysis, interpreted the outputs and drafted the manuscript. DA, JT, TDH and RMA
360 reviewed and edited the manuscript. All authors read and approved the final
361 manuscript.

362 **Acknowledgements**

363 We thank Simon Brooker, Amadou Garba Djirmay and Andreia Vasconcelos for helpful
364 comments and discussions on the study.

365 **Funding**

366 All authors gratefully acknowledge research grant support from the Bill and Melinda
367 Gates Foundation (Grant No. OPP1184344) through the NTD Modelling Consortium.

368 **Competing interests**

369 None declared.

370 **Ethical approval**

371 Not required.

372

373 **References**

- 374 1. WHO | Weekly Epidemiological Record, 13 December 2019, vol. 94, 50 (pp.
375 601–612). Accessed June 4, 2020. <http://www9.who.int/wer/2019/wer9450/en/>
- 376 2. WHO | Schistosomiasis: progress report 2001–2011, strategic plan 2012–2020.
377 WHO. Published online 2017. Accessed April 30, 2019.
378 https://www.who.int/neglected_diseases/resources/9789241503174/en/
- 379 3. Doenhoff MJ, Hagan P, Cioli D, Southgate V, Pica-Mattoccia L, Botros S, Coles
380 G, Tchuem Tchuente LA, Mbaye A, Engels D. Praziquantel: Its use in control of
381 schistosomiasis in sub-Saharan Africa and current research needs.
382 *Parasitology*. Published online 2009. doi:10.1017/S0031182009000493
- 383 4. Colley DG, Bustinduy AL, Secor WE, King CH. Human schistosomiasis. In: *The*
384 *Lancet*. ; 2014. doi:10.1016/S0140-6736(13)61949-2
- 385 5. Knopp S, Person B, Ame SM, Ali SM, Hattendorf J, Juma S, Muhsin J, Khamis
386 IS, Mohammed KA, Utzinger J, Hollenberg E, Kabole F, Rollinson D. Evaluation
387 of integrated interventions layered on mass drug administration for urogenital
388 schistosomiasis elimination: a cluster-randomised trial. *Lancet Glob Heal*.
389 Published online 2019. doi:10.1016/S2214-109X(19)30189-5

- 390 6. Turner HC, Truscott JE, Bettis AA, Farrell SH, Deol AK, Whitton JM, Fleming
391 FM, Anderson RM. Evaluating the variation in the projected benefit of
392 community-wide mass treatment for schistosomiasis: Implications for future
393 economic evaluations. *Parasites and Vectors*. Published online 2017.
394 doi:10.1186/s13071-017-2141-5
- 395 7. Raso G, Vounatsou P, McManus DP, N’Goran EK, Utzinger J. A Bayesian
396 approach to estimate the age-specific prevalence of *Schistosoma mansoni* and
397 implications for schistosomiasis control. *Int J Parasitol*. 2007;37(13):1491-1500.
398 doi:10.1016/j.ijpara.2007.05.004
- 399 8. Anderson RM, Turner HC, Farrell SH, Truscott JE. Studies of the Transmission
400 Dynamics, Mathematical Model Development and the Control of Schistosome
401 Parasites by Mass Drug Administration in Human Communities. *Adv Parasitol*.
402 Published online 2016. doi:10.1016/bs.apar.2016.06.003
- 403 9. World Health Organization. *Schistosomiasis and Soil-Transmitted*
404 *Helminthiasis: Number of People Treated in 2016.; 2017.*
405 doi:10.1016/j.actatropica.2012.04.013.
- 406 10. World Health Organization. *Preventive in Human Helminthiasis Chemotherapy.;*
407 2006.
408 [https://apps.who.int/iris/bitstream/handle/10665/43545/9241547103_eng.pdf?s](https://apps.who.int/iris/bitstream/handle/10665/43545/9241547103_eng.pdf?sequence=1)
409 [equence=1](https://apps.who.int/iris/bitstream/handle/10665/43545/9241547103_eng.pdf?sequence=1)
- 410 11. WHO | *Helminth Control in School Age Children: A Guide for Managers of*
411 *Control Programmes*. World Health Organization; 2016. Accessed April 30,
412 2019. https://www.who.int/neglected_diseases/resources/9789241548267/en/
- 413 12. World Health Organization. *Accelerating Work to Overcome the Global Impact*
414 *of Neglected Tropical Diseases: A Roadmap for Implementation.;* 2012.
415 www.who.int/neglected_diseases/en
- 416 13. WHO Expert Committee on the Control of Schistosomiasis. *Prevention and*
417 *Control of Schistosomiasis and Soil-Transmitted Helminthiasis : Report of a*
418 *WHO Expert Committee*. World Health Organization; 2002.

- 419 14. Mott KE, Cline BL. Advances in epidemiology survey methodology and
420 techniques in schistosomiasis. *Bull World Health Organ.* 1980;58(4):639-647.
421 Accessed December 2, 2019. <http://www.ncbi.nlm.nih.gov/pubmed/6969136>
- 422 15. Katz N, Chaves A, Pellegrino J. A simple device for quantitative stool thick-
423 smear technique in Schistosomiasis mansoni. *Rev Inst Med Trop Sao Paulo.*
424 Published online 1972.
- 425 16. Healy GR. Bench Aids for the Diagnosis of Intestinal Parasites. *Am J Trop Med*
426 *Hyg.* Published online 1996. doi:10.4269/ajtmh.1996.54.5.tn0540050548a
- 427 17. Toor J, Rollinson D, Turner HC, Gouvras A, King CH, Medley GF, Hollingsworth
428 TD, Anderson RM. Achieving Elimination as a Public Health Problem for
429 Schistosoma mansoni and S. haematobium: When Is Community-Wide
430 Treatment Required? *J Infect Dis.* Published online 2019.
431 doi:10.1093/infdis/jiz609
- 432 18. Kura K, Truscott JE, Toor J, Anderson RM. Modelling the impact of a
433 Schistosoma mansoni vaccine and mass drug administration to achieve
434 morbidity control and transmission elimination. Akullian A, ed. *PLoS Negl Trop*
435 *Dis.* 2019;13(6):e0007349. doi:10.1371/journal.pntd.0007349
- 436 19. Kura K, Collyer BS, Toor J, Truscott JE, Hollingsworth TD, Keeling MJ,
437 Anderson RM. Policy implications of the potential use of a novel vaccine to
438 prevent infection with Schistosoma mansoni with or without mass drug
439 administration. *Vaccine.* 2020;38(28):4379-4386.
440 doi:10.1016/j.vaccine.2020.04.078
- 441 20. WHO | COVID-19: WHO issues interim guidance for implementation of NTD
442 programmes. Accessed June 30, 2020.
443 [https://www.who.int/neglected_diseases/news/COVID19-WHO-interim-](https://www.who.int/neglected_diseases/news/COVID19-WHO-interim-guidance-implementation-NTD-programmes/en/)
444 [guidance-implementation-NTD-programmes/en/](https://www.who.int/neglected_diseases/news/COVID19-WHO-interim-guidance-implementation-NTD-programmes/en/)
- 445 21. Truscott JE, Gurarie D, Alsallaq R, Toor J, Yoon N, Farrell SH, Turner HC,
446 Phillips AE, Aurelio HO, Ferro J, King CH, Anderson RM. A comparison of two
447 mathematical models of the impact of mass drug administration on the

448 transmission and control of schistosomiasis. *Epidemics*. 2017;18:29-37.
449 doi:10.1016/j.epidem.2017.02.003

450 22. Anderson RM, May RM. Helminth Infections of Humans: Mathematical Models,
451 Population Dynamics, and Control. *Adv Parasitol*. Published online 1985.
452 doi:10.1016/S0065-308X(08)60561-8

453 23. Toor J, Turner HC, Truscott JE, Werkman M, Phillips AE, Alsallaq R, Medley
454 GF, King CH, Anderson RM. The design of schistosomiasis monitoring and
455 evaluation programmes: The importance of collecting adult data to inform
456 treatment strategies for *Schistosoma mansoni*. Shiff C, ed. *PLoS Negl Trop Dis*.
457 2018;12(10):e0006717. doi:10.1371/journal.pntd.0006717

458 24. Woolhouse MEJ, Taylor P, Matanhire D, Chandiwana SK. Acquired immunity
459 and epidemiology of *Schistosoma haematobium*. *Nature*. Published online
460 1991. doi:10.1038/351757a0

461 25. WHO. WHO | New agreement expands access to schistosomiasis treatment for
462 millions. *WHO*. Published online 2016. Accessed June 30, 2020.
463 https://www.who.int/neglected_diseases/schistosomiasis_Merck_2013/en/

464 26. Insights from quantitative and mathematical modelling on the proposed WHO
465 2030 goal for schistosomiasis. *Gates Open Res*. 2019;3:1517.
466 doi:10.12688/gatesopenres.13052.1

467 27. Mekete K, Ower A, Dunn J, Sime H, Tadesse G, Abate E, Nigussu N, Seife F,
468 McNaughton E, Anderson RM, Phillips AE. The Geshiyaro Project: A study
469 protocol for developing a scalable model of interventions for moving towards the
470 interruption of the transmission of soil-transmitted helminths and schistosome
471 infections in the Wolaita zone of Ethiopia. *Parasites and Vectors*.
472 2019;12(1):503. doi:10.1186/s13071-019-3757-4

473

474