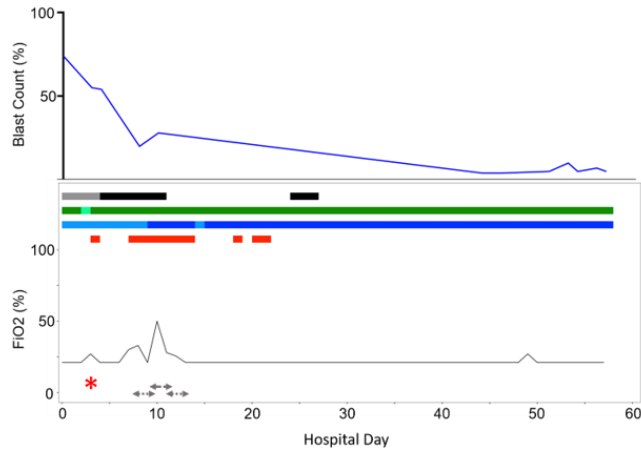


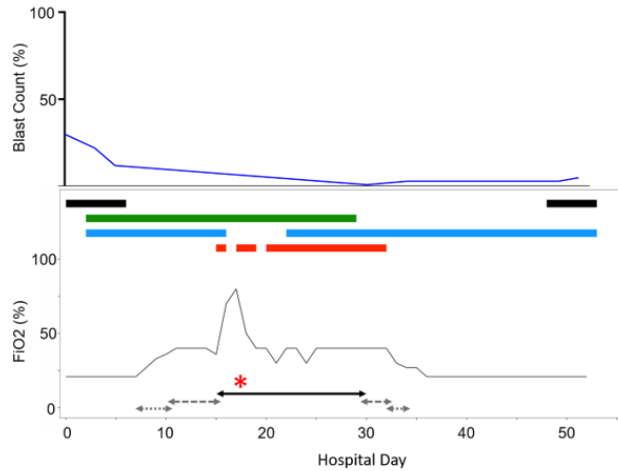
Figure E2: Patient course diagrams. New AML (N-AML_1-6) patient courses cover duration of hospital admission. Relapsed AML (RR-AML_1-12) patient courses include blast data prior to admission (up to 6 months prior) and duration of hospital admission.

N-AML_1

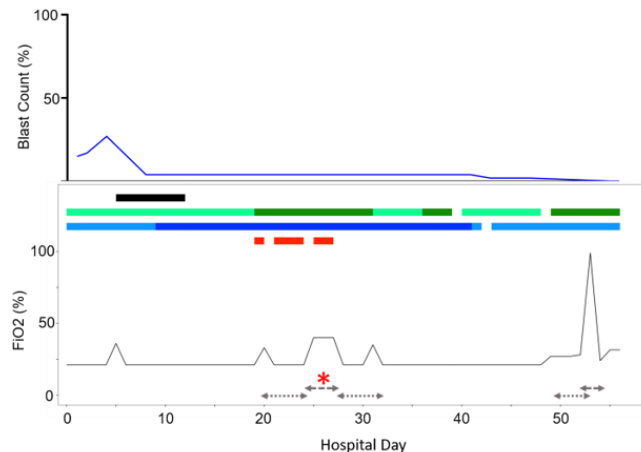


- Chemotherapy
- Hydroxyurea
- Prophylactic Antibiotics
- Broad Spectrum Antibiotics
- Prophylactic Antifungal
- Antifungal
- Febrile
- IPPV
- NIPPV
- HFNC/Aerosol mask
- Nasal Cannula
- * Bronchoscopy

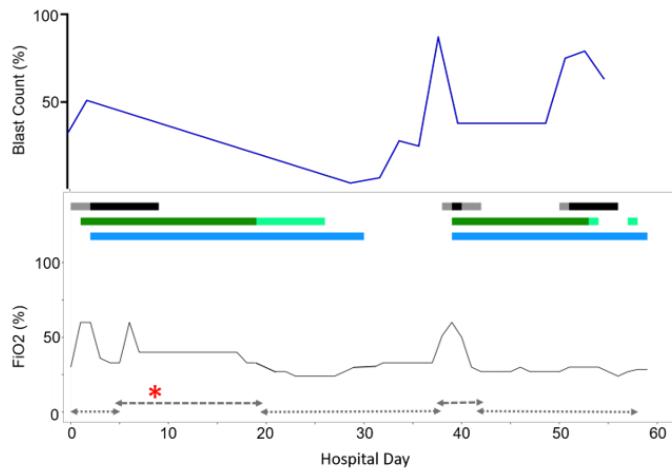
N-AML_2



N-AML_3

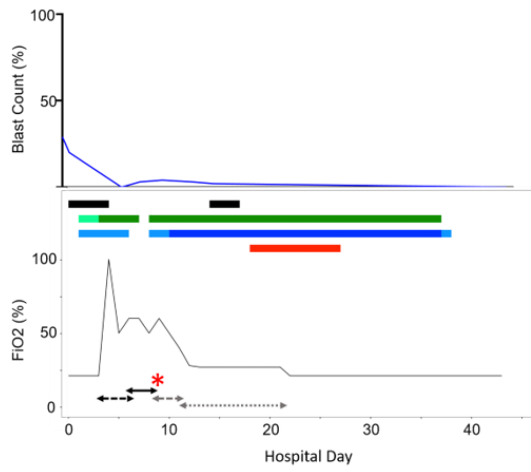


N-AML_4

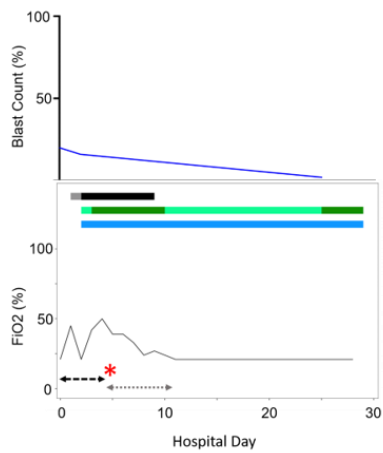


- Chemotherapy
- Hydroxyurea
- Prophylactic Antibiotics
- Broad Spectrum Antibiotics
- Prophylactic Antifungal
- Antifungal
- Febrile
- IPPV
- NIPPV
- HFNC/Aerosol mask
- Nasal Cannula
- * Bronchoscopy

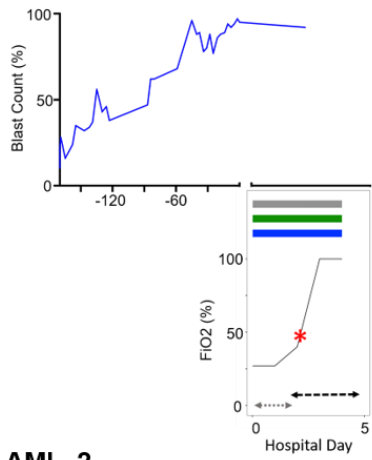
N-AML_5



N-AML_6

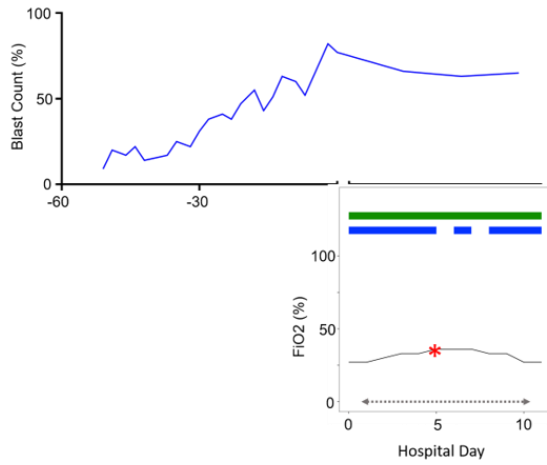


RR-AML_1

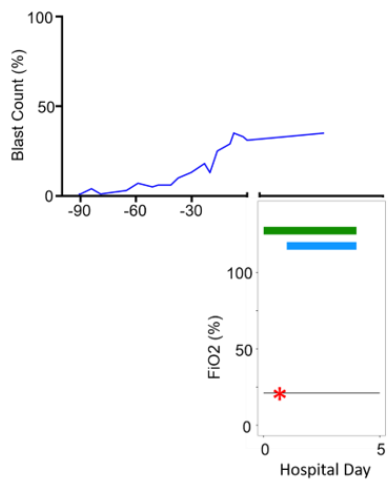


- Chemotherapy
 - Hydroxyurea
 - Prophylactic Antibiotics
 - Broad Spectrum Antibiotics
 - Prophylactic Antifungal
 - Antifungal
 - Febrile
- IPPV
 - NIPPV
 - HFNC/Aerosol mask
 - Nasal Cannula
 - * Bronchoscopy

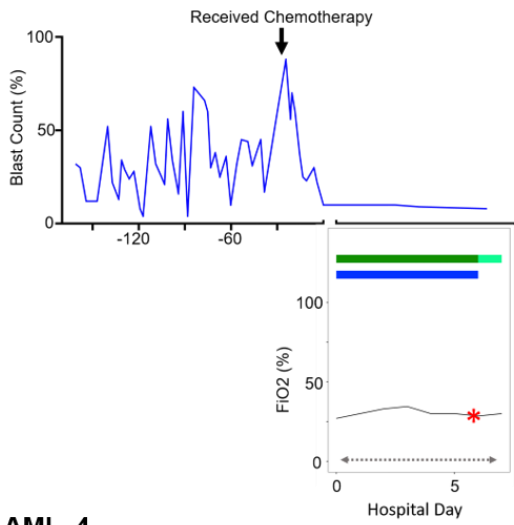
RR-AML_2



RR-AML_3

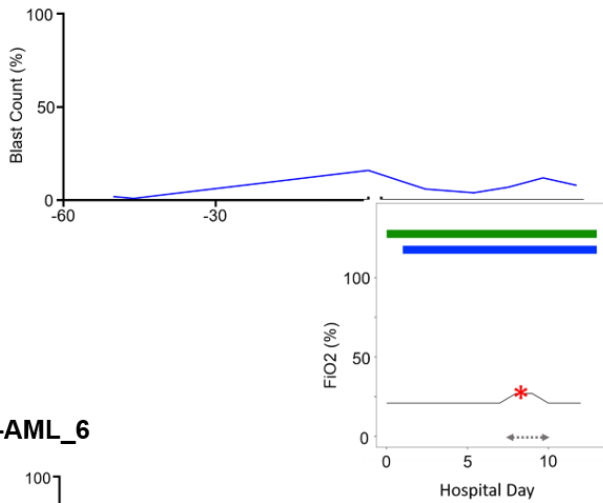


RR-AML_5

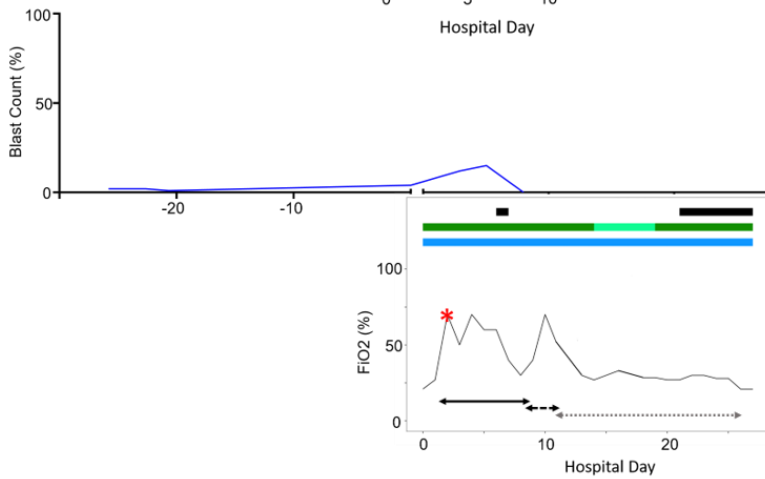


- Chemotherapy
- Hydroxyurea
- Prophylactic Antibiotics
- Broad Spectrum Antibiotics
- Prophylactic Antifungal
- Antifungal
- Febrile
- IPPV
- NIPPV
- HFNC/Aerosol mask
- Nasal Cannula
- * Bronchoscopy

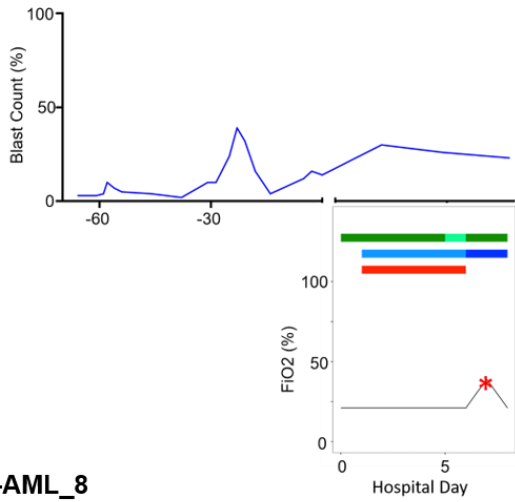
RR-AML_4



RR-AML_6

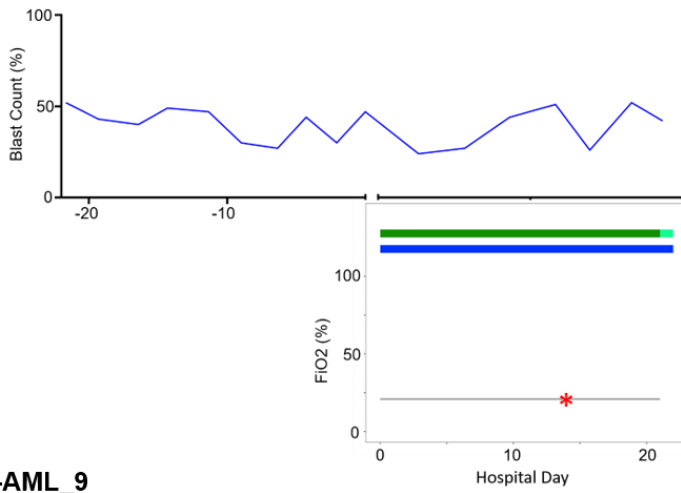


RR-AML_7

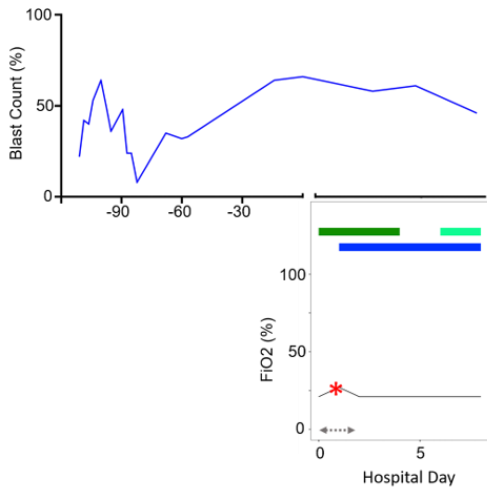


- Chemotherapy
 - Hydroxyurea
 - Prophylactic Antibiotics
 - Broad Spectrum Antibiotics
 - Prophylactic Antifungal
 - Antifungal
 - Febrile
- IPPV
 - NIPPV
 - HFNC/Aerosol mask
 - Nasal Cannula
 - * Bronchoscopy

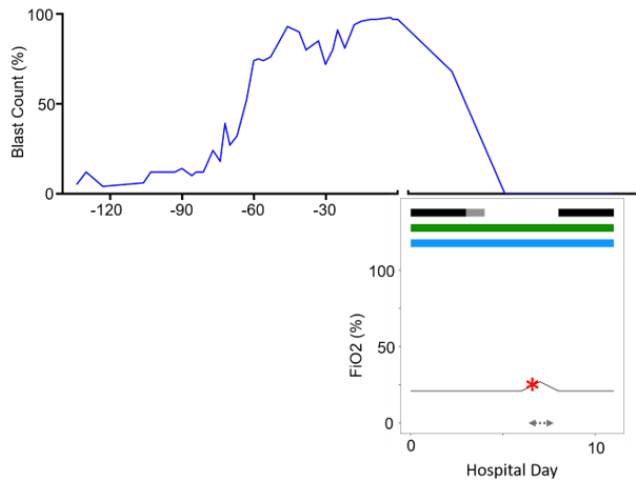
RR-AML_8



RR-AML_9



RR-AML_10



- Chemotherapy
 - Hydroxyurea
 - Prophylactic Antibiotics
 - Broad Spectrum Antibiotics
 - Prophylactic Antifungal
 - Antifungal
 - Febrile
- IPPV
 - NIPPV
 - HFNC/Aerosol mask
 - Nasal Cannula
 - * Bronchoscopy

RR-AML_11

