

A co-infection model for Two-Strain Malaria and Cholera with Optimal Control

K. U. Egeonu^a, S. C. Inyama^b and A. Omame^{c,†}

Abstract

A mathematical model for two strains of Malaria and Cholera with optimal control is studied and analyzed to assess the impact of treatment controls in reducing the burden of the diseases in a population, in the presence of malaria drug resistance. The model is shown to exhibit the dynamical property of backward bifurcation when the associated reproduction number is less than unity. The global asymptotic stability of the disease-free equilibrium of the model is proven not to exist. The necessary conditions for the existence of optimal control and the optimality system for the model is established using the Pontryagin's Maximum Principle. Numerical simulations of the optimal control model reveal that malaria drug resistance can greatly influence the co-infection cases averted, even in the presence of treatment controls for co-infected individuals.

Keywords: Drug-resistance, Malaria, Cholera, Stability, Optimal control.

NOTE: This preprint reports new research that has not been certified by peer review and should not be used to guide clinical practice.

^{a,b,c} Department of Mathematics, Federal University of Technology, Owerri, Nigeria

[†] Corresponding author: omame2020@gmail.com, andrew.omame@futo.edu.ng

1 Introduction

Malaria is one of the febrile illnesses and the most common deadly disease in the world caused by one or more species of plasmodium. These are *Plasmodium falciparum*, *Plasmodium vivax*, *Plasmodium ovale*, *Plasmodium malariae*, and *Plasmodium knowlesi*. Approximately half of the world population is at risk of malaria. Most of malaria cases and deaths occur in sub-Saharan Africa [1]. According to the World Malaria Report 2018, there were about 228 million cases of malaria and an estimated 405 000 deaths in 2018 [2]. More than 50% of all cases were reported in six countries in Africa, with Nigeria recording 25% of the total global cases. Other African countries include Democratic Republic of Congo (12%); Uganda (5%); Cote d'Ivoire, Mozambique and Niger (4% each) [2].

Cholera is an acute, diarrheal disease caused by infection of the intestine with the toxigenic bacterium *Vibrio cholerae serogroup O1 or O139*. About 2.9 million persons are estimated to be infected worldwide, with roughly 95,000 deaths annually [3]. Mostly, the infection is mild or without symptoms, although can sometimes be severe. "Approximately 10% of those infected with the cholera will develop severe disease characterized by profuse watery diarrhea, vomiting, and leg cramps. In these people, rapid loss of body fluids leads to dehydration and shock. Without treatment, death can occur within hours" [3].

Mathematical models have been used extensively in studying the behaviour of infectious diseases [4, 5, 6, 7, 8, 9, 10, 11]. A lot of models have been developed for the dynamics of the co-infections of two diseases [12, 13, 14, 15, 16, 17, 18]. In this study, we shall be investigating the impact of malaria drug resistance on the co-infection malaria and cholera, using a mathematical model. Furthermore, optimal control analysis shall be carried out on the model to assess the impact of some control strategies.

2 Model formulation

The total human population at time t , denoted by $N_h(t)$, is divided into eleven mutually exclusive classes, namely: susceptible humans ($S_h(t)$), untreated individuals with the sensitive malaria strain ($I_{US}^M(t)$), individuals treated of sensitive malaria strain ($I_{TS}^M(t)$), infectious individuals with resistant malaria strain ($I_R^M(t)$), individual that recovered from malaria infection $R_m(t)$, individuals with cholera infection ($I_c(t)$), individuals who have recovered from cholera ($R_c(t)$), individuals untreated of sensitive malaria and infected with cholera, ($I_{USC}^M(t)$), infectious individual treated of sensitive malaria but with cholera infection ($I_{TSC}^M(t)$), individual with drug resistant malaria and cholera ($I_{RC}^M(t)$), individuals who have recovered from both malaria and cholera ($R_{MC}(t)$). Thus

$$N_h(t) = S_h(t) + I_{US}^M(t) + I_{TS}^M(t) + I_R^M(t) + R_m(t) + I_c(t) + R_c(t) + I_{USC}^M(t) + I_{TSC}^M(t) + I_{RC}^M(t) + R_{MC}(t) \quad (1)$$

The total vector population N_v is divided into three mutually exclusive classes: susceptible vectors, S_v , vectors infected with the sensitive malaria strain, I_{vs} , vectors infected with the resistant malaria strain I_{vr} . Thus, $N_v = S_v + I_{vs} + I_{vr}$. Also, the bacteria population is given by (B_c). Hence, the two strain malaria-cholera co-infection model is given by the following system of deterministic differential equations (the flow diagram of the model is shown in Figure 1 and the associated variables and parameters of the model are presented in Tables 1 and 2, respectively):

$$\begin{aligned}
\frac{dS_H}{dt} &= \pi_H - \frac{\beta_M b(I_{VS} + \eta_R I_{VR})}{N_H} S_H - \frac{B_C \varphi}{\kappa + B_C} S_H - \mu_H S_H + \omega_M R_M + \omega_C R_C + \omega_{MC} R_{MC} \\
\frac{dI_{US}^M}{dt} &= \beta_M b \frac{I_{VS}}{N_H} S_H - (\tau_{M1} + \mu_H + \alpha_{MS} + \delta_{MS1}) I_{US}^M - \frac{B_C \varphi}{\kappa + B_C} I_{US}^M + \frac{\beta_V b I_{VS}}{N_H} R_C + h\theta_1(1-f) I_{USC}^M \\
\frac{dI_{TS}^M}{dt} &= \tau_{M1} I_{US}^M - (\sigma_{M1} + \mu_H + \alpha_{MT} + \phi_1 \delta_{MS1}) I_{TS}^M - \frac{B_C \varphi}{\kappa + B_C} I_{TS}^M + h\theta_2(1-f) I_{TSC}^M \\
\frac{dI_R^M}{dt} &= \sigma_{M1} I_{TS}^M + \frac{\beta_M b \eta_R I_{VR}}{N_H} S_H - (\mu_H + \alpha_{MR} + \delta_{MR1}) I_R^M - \frac{B_C \varphi}{\kappa + B_C} I_R^M + \frac{\beta_M b \eta_R I_{VR}}{N_H} R_C + h\theta_3(1-f) I_{RC}^M \\
\frac{dR_M}{dt} &= \alpha_{MS} I_{US}^M + \alpha_{MT} I_{TS}^M + \alpha_{MR} I_R^M - (\mu + \omega_M) R_M - \frac{B_C \varphi}{\kappa + B_C} R_M \\
\frac{dI_C}{dt} &= \frac{\beta_C \varphi}{\kappa + B_C} (S_H + R_M) - (\delta_{C1} + \mu_H + \gamma_C) I_C - \frac{\beta_V b I_{VS}}{N_H} I_C - \frac{\beta_M b \eta_R I_{VR}}{N_H} I_C \\
&\quad + f\theta_1 I_{USC}^M + f\theta_2 I_{TSC}^M + f\theta_3 I_{RC}^M \\
\frac{dR_C}{dt} &= \gamma_C I_C - (\mu_H + \omega_C) R_C - \frac{\beta_M b(I_{VS} + \eta_R I_{VR})}{N_H} R_C \\
\frac{dB_C}{dt} &= \rho_C I_C + \rho_C (I_{USC}^M + \sigma_T I_{TSC}^M + \sigma_R I_{RC}^M) - \mu_B B_C \\
\frac{dI_{USC}^M}{dt} &= \frac{B_C \varphi}{\kappa + B_C} I_{US}^M + \frac{\beta_M b I_{VS}}{N_H} I_C - \mu_H I_{USC}^M - \delta_{MS2} I_{USC}^M - \delta_{C2} I_{USC}^M - \tau_{M2} I_{USC}^M - \theta_1 I_{USC}^M \\
\frac{dI_{TSC}^M}{dt} &= \frac{B_C \varphi}{\kappa + B_C} I_{TS}^M + \tau_{M2} I_{USC}^M - \mu_H I_{TSC}^M - \phi_2 \delta_{MS2} I_{TSC}^M - \theta_2 I_{TSC}^M - \sigma_{M2} I_{TSC}^M - \delta_{C2} I_{TSC}^M \\
\frac{dI_{RC}^M}{dt} &= \sigma_{M2} I_{TSC}^M + \frac{B_C \varphi}{\kappa + B_C} I_R^M + \frac{\beta_V b \eta_R I_{VR}}{N_H} I_C - \mu_H I_{RC}^M - \delta_{MR2} I_{RC}^M - \delta_{C2} I_{RC}^M - \theta_3 I_{RC}^M \\
\frac{dR_{MC}}{dt} &= \theta_1(1-f)(1-h) I_{USC}^M + \theta_2(1-f)(1-h) I_{TSC}^M + \theta_3(1-f)(1-h) I_{RC}^M - (\omega_{MC} + \mu_H) R_{MC} \\
\frac{dS_V}{dt} &= \pi_V - \frac{\beta_V b(I_{US}^M + \eta_T I_{TS}^M + \eta_R I_{RC}^M)}{N_H} S_V - \frac{\beta_V b(I_{USC}^M + \eta_T I_{TSC}^M + \eta_R I_{RC}^M)}{N_H} S_V - \mu_V S_V \\
\frac{dI_{VS}^M}{dt} &= \frac{\beta_V b(I_{US}^M + \eta_T I_{TS}^M)}{N_H} S_V + \frac{\beta_V b(I_{USC}^M + \eta_T I_{TSC}^M)}{N_H} S_V - \mu_V I_{VS}^M \\
\frac{dI_{VR}^M}{dt} &= \frac{\beta_V b \eta_R I_{RC}^M}{N_H} S_V + \frac{\beta_V b \eta_R I_{RC}^M}{N_H} S_V - \mu_V I_{VR}^M
\end{aligned} \tag{2}$$

$$G = (S_H, I_{US}^M, I_{RC}^M, R_C, I_{TSC}^M, I_{USC}^M, R_{MC}, I_{RC}^M) \in \mathbb{R}_+^{10} : N \leq \frac{\pi}{\mu_H}$$

3 Mathematical analysis of the co-infection model

In this section, we qualitatively analyze the model (2) to better understand the dynamics of the co-infection of drug-resistant Malaria and cholera in a population.

3.1 Basic properties of the Malaria-Cholera co-infection model

3.2 Positivity and boundedness of solutions

For the model (2) to be epidemiologically meaningful, it is important to prove that all its state variables are non-negative for all time (t). In other words, solutions of the model system (2) with positive initial data will remain positive for all time $t > 0$.

Theorem 3.1 *Let the initial data $S_H > 0, I_{US}^M > 0, I_{TS}^M > 0, I_R^M > 0, R_M > 0, I_C > 0, R_C > 0, B_C > 0, I_{USC}^M > 0, I_{TSC}^M > 0, I_{RC}^M > 0, R_{MC} > 0, S_V > 0, I_{VS}^M > 0, I_{VR}^M > 0$. Then the solution of the model are positive for all $t > 0$*

Proof. Let

$t_1 = \sup\{t > 0 : S_H > 0, I_{US}^M > 0, I_{TS}^M > 0, I_R^M > 0, R_M > 0, I_C > 0, R_C > 0, B_C > 0, I_{USC}^M > 0, I_{TSC}^M > 0, I_{RC}^M > 0, R_{MC} > 0, S_V > 0, I_{VS} > 0, I_{VR} > 0 \in [0, t]\}$. Thus, $t_1 > 0$.

We have, from the first equation of the system (2) that

$$\begin{aligned}\frac{dS_H}{dt} &= \pi_H - (\lambda_{VS} + \lambda_{VR} + \lambda_{CL} + \mu_H)S_H + \omega_M R_M + \omega_C R_C + \omega_{MC} R_{MC} \\ \frac{dS_H}{dt} &> \pi_H - (\lambda_{VS} + \lambda_{VR} + \lambda_{CL} + \mu_H)S_H\end{aligned}$$

which can be re-written as

$$\frac{d}{dt} \left\{ S_H(t) \exp \left[\int_0^t (\lambda_{VS}(u) + \lambda_{VR}(u)) du + \lambda_{CL}(u) + \mu_H(t) \right] \right\} > \pi_H \exp \left[\int_0^t (\lambda_{VS}(u) + \lambda_{VR}(u)) du + \lambda_{CL}(u) + \mu_H(t) \right]$$

Hence:

$$\frac{d}{dt} \left\{ S_H(t_1) \exp \left[\int_0^{t_1} (\lambda_{VS}(u) + \lambda_{VR}(u)) du + \lambda_{CL}(u) + \mu_H(t_1) \right] \right\} - S_H(0) > \pi_H \int_0^{t_1} \exp \left[\int_0^x (\lambda_{VS}(u) + \lambda_{VR}(u)) du + \lambda_{CL}(u) + \mu_H(x) \right] dx$$

so that

$$\begin{aligned}S_H(t_1) &> S_H(0) \exp \left[- \int_0^{t_1} (\lambda_{VS}(u) + \lambda_{VR}(u) + \lambda_{CL}(u)) du - \mu_H t_1 \right] + \exp \left[- \int_0^{t_1} (\lambda_{VS}(u) + \lambda_{VR}(u) + \lambda_{CL}(u)) du - \mu_H t_1 \right] \\ &\quad \times \Pi_M \int_0^{t_1} \exp \left[\int_0^x (\lambda_{VS}(u) + \lambda_{VR}(u) + \lambda_{CL}(u)) du + \mu_H(x) \right] dx > 0\end{aligned}$$

Similarly, it can be shown that:

$I_{US}^M > 0, I_{TS}^M > 0, I_R^M > 0, R_M > 0, I_C > 0, R_C > 0, B_C > 0, I_{USC}^M > 0, I_{TSC}^M > 0, I_{RC}^M > 0, R_{MC} > 0, S_V > 0, I_{VS} > 0, I_{VR} > 0$.

3.3 Invariant regions

The co-infection model (2) will be analyzed in a biologically feasible region as follows. We first show that the system (4) is dissipative in a proper subset $\mathcal{D} \subset \mathfrak{R}_+^{15}$. The system (2) is split into two parts, namely the human population (N_H) (with $N_H = S_H + I_{US}^M + I_{TS}^M + I_R^M + R_M + I_C + R_C + I_{USC}^M + I_{TSC}^M + I_{RC}^M + R_{MC}$), the bacteria population, B_C and the vector population, (N_V) (with $N_V = S_V + I_{VS} + I_{VR}$).

$$\begin{aligned}\mathcal{D}_H &= \left\{ (S_H, I_{US}^M, I_{TS}^M, I_R^M, R_M, I_C, R_C, I_{USC}^M, I_{TSC}^M, I_{RC}^M, R_{MC}) : \right. \\ &\quad \left. S_H + I_{US}^M + I_{TS}^M + I_R^M + R_M + I_C + R_C + I_{USC}^M + I_{TSC}^M + I_{RC}^M + R_{MC} \leq \frac{\pi_H}{\mu_H} \right\}, \\ \mathcal{D}_B &= \left\{ B_C : B_C \leq \frac{(2\rho_C + \rho_C \sigma_T + \rho_C \sigma_R) \pi_H}{\mu_H \mu_B} \right\} \\ \mathcal{D}_V &= \left\{ (S_V, I_{VS}, I_{MVR}) :: S_V + I_{VS} + I_{VR} \leq \frac{\pi_V}{\mu_V} \right\}\end{aligned}$$

The following steps are followed to establish the positive invariance of \mathcal{D} (i.e. solutions in \mathcal{D} remain in \mathcal{D} for all time $t > 0$).

Adding human, bacteria and vector components of the differential system (2), respectively, gives

$$\begin{aligned}\frac{dN_H}{dt} &= \pi_H - \mu_H N_H(t) - [\delta_{MS1} I_{US}^M + \phi_1 \delta_{MS1} I_{TS}^M + \delta_{MR1} I_R^M + \delta_{C1} I_C - \delta_{MS2} I_{USC}^M - \delta_{C2} I_{USC}^M \\ &\quad - \phi_2 \delta_{MS2} I_{TSC}^M - \delta_{MR2} I_{RC}^M - \delta_{C2} I_{RC}^M] \\ \frac{dB_C}{dt} &= \rho_C I_C + \rho_C (I_{USC}^M + \sigma_T I_{TSC}^M + \sigma_R I_{RC}^M) - \mu_B B_C(t) \\ \frac{dN_V}{dt} &= \pi_V - \mu_V N_V(t)\end{aligned}\tag{3}$$

From (3), we have that

$$\begin{aligned} \pi_H - (\mu + 9\delta_H)N_H &\leq \frac{dN_H}{dt} < \pi_H - \mu_H N_H \\ \pi_H - (\mu + 9\delta_H)N_H &\leq \frac{dN_H}{dt} < \pi_H - \mu_H N_H \\ \frac{dN_V}{dt} &\leq \pi_V - \mu_V N_V \end{aligned}$$

where $\delta_H = \min\{\delta_{MS1}, \phi_1\delta_{MS1}, \delta_{MR1}, \delta_{C1}, \delta_{MS2}, \delta_{C2}, \phi_2\delta_{MS2}, \delta_{MR2}\}$

Using the Comparison theorem [19], we have that $N_H(t) \leq \frac{\pi_H}{\mu_H}$ and $N_V(t) \leq \frac{\pi_V}{\mu_V}$ if $N_H(0) \leq \frac{\pi_H}{\mu_H}$ and $N_V(0) \leq \frac{\pi_V}{\mu_V}$ respectively. Thus, the region \mathcal{D} is positively invariant. Hence, it is sufficient to consider the dynamics of the flow generated by the system (2) in \mathcal{D} . In this region, the model can be considered as being epidemiologically and mathematically well-posed [20]. Thus, every solution of the model (2) with initial conditions in \mathcal{D} remains in \mathcal{D} for all time $t \geq 0$. Therefore, the ω -limit sets of the system (2) are contained in \mathcal{D} . This result is summarized thus.

Lemma 3.1 *The region $\mathcal{D} = \mathcal{D}_H \cup \mathcal{D}_B \cup \mathcal{D}_V \subset \mathfrak{R}_+^{11} \times \mathfrak{R}_+ \times \mathfrak{R}_+^3$ is positively-invariant for the model (2) with initial conditions in \mathfrak{R}_+^{15} .*

3.4 Basic reproduction number of the co-infection model (2)

The Malaria-Cholera co-infection model (2) has a DFE, obtained by setting the right-hand sides of the equations in the model (2) to zero, given by

$$\begin{aligned} \xi_0 &= (S_H^*, I_{US}^*, I_{TS}^*, I_R^*, R_M^*, I_C^*, R_C^*, B_C^*, I_{USC}^*, I_{TSC}^*, I_{RC}^*, R_{MC}^*, S_V^*, I_{VS}^*, I_{VR}^*) \\ &= \left(\frac{\pi_H}{\mu_H}, 0, 0, 0, 0, 0, 0, 0, 0, 0, 0, 0, \frac{\pi_V}{\mu_V}, 0, 0 \right) \end{aligned} \quad (4)$$

The matrices F and V , for the new infection terms and the remaining transfer terms, evaluated at the disease free equilibrium (DFE) are, respectively, given by

$$F = \begin{pmatrix} 0 & 0 & 0 & 0 & 0 & 0 & 0 & 0 & \beta_M b & 0 \\ 0 & 0 & 0 & 0 & 0 & 0 & 0 & 0 & 0 & 0 \\ 0 & 0 & 0 & 0 & 0 & 0 & 0 & 0 & 0 & \beta_M b \eta_R \\ 0 & 0 & 0 & 0 & \frac{\varphi S_H}{K} & 0 & 0 & 0 & 0 & 0 \\ 0 & 0 & 0 & 0 & 0 & 0 & 0 & 0 & 0 & 0 \\ 0 & 0 & 0 & 0 & 0 & 0 & 0 & 0 & 0 & 0 \\ 0 & 0 & 0 & 0 & 0 & 0 & 0 & 0 & 0 & 0 \\ 0 & 0 & 0 & 0 & 0 & 0 & 0 & 0 & 0 & 0 \\ \frac{\beta_V b S_V}{N_H} & \frac{\eta_T \beta_V b S_V}{N_H} & 0 & 0 & 0 & \frac{\beta_V b S_V}{N_H} & \frac{\eta_T \beta_V b S_V}{N_H} & 0 & 0 & 0 \\ 0 & 0 & \frac{\beta_V b \eta_R S_V}{N_H} & 0 & 0 & 0 & 0 & \frac{\beta_V b \eta_R S_V}{N_H} & 0 & 0 \end{pmatrix}$$

$$V = \begin{pmatrix} H_1 & 0 & 0 & 0 & 0 & G_1 & 0 & 0 & 0 & 0 \\ \tau_{M1} & H_2 & 0 & 0 & 0 & 0 & G_2 & 0 & 0 & 0 \\ 0 & -\sigma_{M1} & H_3 & 0 & 0 & 0 & 0 & G_3 & 0 & 0 \\ 0 & 0 & 0 & H_4 & 0 & -f\theta_1 & f\theta_2 & -f\theta_3 & 0 & 0 \\ 0 & 0 & 0 & -\rho_C & \mu & -\rho_C & \rho_C \sigma_T & \rho_C \sigma_R & 0 & 0 \\ 0 & 0 & 0 & 0 & 0 & H_5 & 0 & 0 & 0 & 0 \\ 0 & 0 & 0 & 0 & 0 & 0 & H_6 & 0 & 0 & 0 \\ 0 & 0 & 0 & 0 & 0 & 0 & \sigma_{M1} & H_7 & 0 & 0 \\ 0 & 0 & 0 & 0 & 0 & 0 & 0 & 0 & H_8 & 0 \\ 0 & 0 & 0 & 0 & 0 & 0 & 0 & 0 & 0 & H_9 \end{pmatrix}$$

where

$$\begin{aligned} H_1 &= \tau_{M1} + \mu_H + \alpha_{MS} + \delta_{MS1}, & H_2 &= \sigma_{M1} + \mu_H + \alpha_{MT} + \phi_1 \delta_{MS1}, & H_3 &= \mu_H + \alpha_{MR} + \delta_{MR1}, & H_4 &= \delta_{C1} + \mu_H + \gamma_C \\ H_5 &= \mu_H + \delta_{MS2} + \delta_{C2} + \tau_{M2} + \theta_1, & H_6 &= \phi_1 \delta_{MS2} + \mu_H + \theta_2 \sigma_{M2} + \delta_{C2}, & H_7 &= \delta_{MR2} + \mu_H + \delta_{C2} + \theta_3 \end{aligned}$$

The basic reproduction number of the Malaria-Cholera co-infection model (2), using the approach illustrated in van den Driessche and Watmough [21], is given by $\mathcal{R}_0 = \max\{\mathcal{R}_{0HP}, \mathcal{R}_{0CL}\}$ where \mathcal{R}_{0M} and \mathcal{R}_{0C} are, respectively, the Malaria and Cholera associated reproduction numbers, given by

$$\mathcal{R}_{0MS} = \sqrt{\frac{b^2 \beta_M \beta_V (H_2 + \eta_T \tau_{M1}) S_V^*}{H_1 H_2 \mu_V N_H^*}}$$

$$\mathcal{R}_{0MR} = \sqrt{\frac{b^2 \eta_R^2 \beta_M \beta_V S_V^*}{H_3 \mu_V N_H^*}}$$

and

$$\mathcal{R}_{0CL} = \frac{\varphi S_H^* \rho_C}{\mu_B \kappa H_4}$$

3.5 Local asymptotic stability of disease-free equilibrium (DFE) of the co-infection model (2)

Lemma 3.2 *The DFE, ξ_0 , of the Malaria-Cholera co-infection model (2) is locally asymptotically stable if $\mathcal{R}_0 < 1$, and unstable if $\mathcal{R}_0 > 1$.*

Proof

The local stability of the co-infection model is analysed by the Jacobian matrix of the system (2) at ξ_0 , given by:

$$J(\xi_0) = \begin{pmatrix} -\mu_H & 0 & 0 & 0 & \omega_M & 0 & \omega_C & -\frac{\varphi S_H^*}{\kappa} & 0 & 0 & 0 & \omega_{MC} & 0 & -\beta_M b & -\beta_M \eta_R b \\ 0 & -H_1 & 0 & 0 & 0 & 0 & 0 & 0 & G_1 & 0 & 0 & 0 & 0 & \beta_M b & 0 \\ 0 & \tau_{M1} & -H_2 & 0 & 0 & 0 & 0 & 0 & 0 & G_2 & 0 & 0 & 0 & 0 & 0 \\ 0 & 0 & \sigma_{M1} & -H_3 & 0 & 0 & 0 & 0 & 0 & 0 & G_3 & 0 & 0 & 0 & 0 \\ \alpha_{M2} & \alpha_{MT} & \alpha_{MR} & -D_1 & 0 & 0 & 0 & 0 & 0 & 0 & 0 & 0 & 0 & 0 & 0 \\ 0 & 0 & 0 & 0 & 0 & -H_4 & 0 & \frac{\varphi S_H^*}{\kappa} & f\theta_1 & f\theta_2 & f\theta_3 & 0 & 0 & 0 & 0 \\ 0 & 0 & 0 & 0 & 0 & \gamma_C & -D_2 & 0 & 0 & 0 & 0 & 0 & 0 & 0 & 0 \\ 0 & 0 & 0 & 0 & 0 & \rho_C & 0 & -\mu_B & \rho_C & \rho_C \sigma_T & \rho_C \sigma_R & 0 & 0 & 0 & 0 \\ 0 & 0 & 0 & 0 & 0 & 0 & 0 & 0 & -H_5 & 0 & 0 & 0 & 0 & 0 & 0 \\ 0 & 0 & 0 & 0 & 0 & 0 & 0 & 0 & \tau_{M2} & -H_6 & 0 & 0 & 0 & 0 & 0 \\ 0 & 0 & 0 & 0 & 0 & 0 & 0 & 0 & 0 & \sigma_{M2} & -H_7 & 0 & 0 & 0 & 0 \\ 0 & 0 & 0 & 0 & 0 & 0 & 0 & 0 & G_4 & G_5 & G_6 & -D_3 & 0 & 0 & 0 \\ 0 & -\Phi & -\Phi \eta_T & -\Phi \eta_R & 0 & 0 & 0 & 0 & -\Phi & -\Phi \eta_T & -\Phi \eta_R & 0 & -\mu_V & 0 & 0 \\ 0 & \Phi & \Phi \eta_T & 0 & 0 & 0 & 0 & 0 & \Phi & \Phi \eta_T & 0 & 0 & 0 & -\mu_V & 0 \\ 0 & 0 & 0 & \Phi \eta_R & 0 & 0 & 0 & 0 & 0 & 0 & \Phi \eta_R & 0 & 0 & 0 & -\mu_V \end{pmatrix}$$

with,

$$H_1 = \tau_{M1} + \mu_H + \alpha_{MS} + \delta_{MS1}, \quad H_2 = \sigma_{M1} + \mu_H + \alpha_{MT} + \phi_1 \delta_{MS1}, \quad H_3 = \mu_H + \alpha_{MR} + \delta_{MR1}, \quad H_4 = \delta_{C1} + \mu_H + \gamma_C$$

$$H_5 = \mu_H + \delta_{MS2} + \delta_{C2} + \tau_{M2} + \theta_1, \quad H_6 = \phi_1 \delta_{MS2} + \mu_H + \theta_2 \sigma_{M2} + \delta_{C2}, \quad H_7 = \delta_{MR2} + \mu_H + \delta_{C2} + \theta_3$$

$$G_1 = h\theta_1(1-f), \quad G_2 = h\theta_2(1-f), \quad G_3 = h\theta_3(1-f), \quad G_4 = \theta_1(1-f)(1-h), \quad G_5 = \theta_2(1-f)(1-h)$$

$$G_6 = \theta_3(1-f)(1-h), \quad D_1 = \mu_H + \omega_M, \quad D_2 = \mu_H + \omega_C, \quad D_3 = \mu_H + \omega_{MC}, \quad \Phi = \frac{\beta_V b S_V^*}{N_H^*}$$

The eigenvalues are $\lambda_1 = -D_1$, $\lambda_2 = -D_2$, $\lambda_3 = -D_3$, $\lambda_4 = -H_5$, $\lambda_5 = -H_6$, $\lambda_6 = -H_7$, $\lambda_7 = -\mu_H$, $\lambda_8 = -\mu_V$ and the solutions of the characteristic polynomials:

$$\lambda^2 + (H_3 + \mu_V)\lambda + \mu_V H_3 (1 - \mathcal{R}_{0MR}^2) = 0, \quad (5)$$

$$\lambda^3 + (H_1 + H_2 + \mu_V)\lambda^2 + \left(H_1 H_2 + \mu_V H_1 + \mu_V H_2 - \frac{b^2 \beta_M \beta_V S_V^*}{N_H^*} \right) \lambda + \mu_V H_1 H_2 (1 - \mathcal{R}_{0MT}^2), \quad (6)$$

and

$$\lambda^2 + (\mu_B + H_4)\lambda + \mu_B H_4 (1 - \mathcal{R}_{0CL}) \quad (7)$$

Applying the Routh-Hurwitz criterion, the quadratic equations (5), (6) and (7) will have roots with negative real parts if and only if $\mathcal{R}_0 < 1$. As a result, the disease-free equilibrium, ξ_0 is locally asymptotically stable if $\mathcal{R}_0 < 1$.

3.6 Global asymptotic stability(GAS) of the disease-free equilibrium(DFE) ξ_0 of the co-infection model (2)

The approach illustrated in [22] is used to investigate the global asymptotic stability of the disease free equilibrium of the co-infection model. In this section, we list two conditions that if met, also guarantee the global asymptotic stability of the disease-free state. First, system (2) must be written in the form:

$$\begin{aligned} \frac{dX}{dt} &= F(X, I) \\ \frac{dI}{dt} &= G(X, I), G(X, 0) = 0 \end{aligned} \quad (8)$$

where $X \in R^m$ denotes (its components) the number of uninfected individuals and $I \in R^n$ denotes (its components) the number of infected individuals including latent, infectious, etc. $U_0 = (X^*, 0)$ denotes the disease-free equilibrium of this system. The conditions (H1) and (H2) below must be met to guarantee local asymptotic stability:

(H1): For $\frac{dX}{dt} = F(X, 0)$, X^* is globally asymptotically stable (GAS),

(H2): $G(X, I) = AI - \hat{G}(X, I)X$, $G(X, I) \geq 0$ for $(X, I) \in \Omega$,

where $A = D_1G(X^*, 0)$ is an M-matrix (the off-diagonal elements of A are nonnegative) and Ω is the region where the model makes biological sense. If System (2) satisfies the above two conditions then the following theorem holds:

Theorem 3.2 *The fixed point $U_0 = (X^*, 0)$ is a globally asymptotic stable (GAS) equilibrium of (2) provided that $R_0 < 1$ (LAS) and that assumptions (H1) and (H2) are satisfied*

$$\begin{aligned} \frac{dX}{dt} = F(X, I) &= \begin{pmatrix} \pi_H - \frac{\beta_M b(I_{VS} + \eta_R I_{VR})}{N_H} S_H - \frac{B_C \varphi}{\kappa + B_C} S_H - \mu_H S_H + \omega_M R_M + \omega_C R_C + \omega_{MC} R_{MC} \\ \alpha_{MS} I_{US}^M + \alpha_{MT} I_{TS}^M + \alpha_{MR} I_R^M - (\mu + \omega_M) R_M - \frac{B_C \alpha}{\kappa + B_C} R_M \\ \gamma_C I_C - (\mu_H + \omega_C) R_C - \frac{\beta_M b(I_{VS} + \eta_R I_{VR})}{N_H} R_C \\ \theta_1(1-f)(1-h) I_{USC}^M + \theta_2(1-f)(1-h) I_{TSC}^M + \theta_3(1-f)(1-h) I_{RC}^M - (\omega_{MC} + \mu_H) R_{MC} \\ \pi_V - \frac{\beta_V b(I_{US}^M + \eta_T I_{TS}^M + \eta_R I_R^M)}{N_H} S_V - \frac{\beta_V b(I_{USC}^M + \eta_T I_{TSC}^M + \eta_R I_{RC}^M)}{N_H} S_V - \mu_V S_V \end{pmatrix} \\ G(X, I) &= \begin{pmatrix} \beta_M b \frac{I_{VS}}{N_H} S_H - H_1 I_{US}^M - \frac{B_C \varphi}{\kappa + B_C} I_{US}^M + \frac{\beta_V b I_{US}^M}{N_H} R_C - G_1 I_{USC}^M \\ \tau_{M1} I_{US}^M - H_2 I_{TS}^M - \frac{B_C \varphi}{\kappa + B_C} I_{TS}^M + \frac{\beta_V b \eta_T I_{TS}^M}{N_H} R_C - G_2 I_{TSC}^M \\ \sigma_{M1} I_{TS}^M + \frac{\beta_M b \eta_R I_{VR}}{N_H} S_H - H_3 I_R^M - \frac{B_C \alpha}{\kappa + B_C} I_R^M + \frac{\beta_V b \eta_R I_R^M}{N_H} R_C - G_3 I_{RC}^M \\ \frac{\beta_C \alpha}{\kappa + B_C} (S_H + R_M) - H_4 I_C - \frac{\beta_V b (I_{US}^M + \eta_T I_{TS}^M)}{N_H} I_C - \frac{\beta_V b \eta_R I_C}{N_H} I_C + f \theta_1 I_{USC}^M + f \theta_2 I_{TSC}^M + f \theta_3 I_{RC}^M \\ \rho_C I_C + \rho_C H_5 - \mu_B B_C \\ \frac{B_C \varphi}{\kappa + B_C} I_{US}^M + \frac{\beta_V b I_{US}^M}{N_H} I_C - H_6 I_{USC}^M \\ \frac{B_C \varphi}{\kappa + B_C} I_{TS}^M + \frac{\beta_V b \eta_T I_{TS}^M}{N_H} I_C - H_7 I_{TSC}^M \\ \sigma_{M2} I_{TSC}^M + \frac{B_C \varphi}{\kappa + B_C} I_R^M + \frac{\beta_V b \eta_R I_R^M}{N_H} I_C - H_8 I_{RC}^M \\ \frac{\beta_V b (I_{US}^M + \eta_T I_{TS}^M)}{N_H} S_V - H_9 I_{VS} + \frac{\beta_V b (I_{USC}^M + \eta_T I_{TSC}^M)}{N_H} S_V \\ \frac{\beta_V b \eta_R I_R^M}{N_H} S_V - H_9 I_{VR} + \frac{\beta_V b \eta_R I_{RC}^M}{N_H} S_V \end{pmatrix} \end{aligned}$$

where X denotes the number of non-infectious individuals and I denotes the number of infected individuals.

$$F(X, 0) = \begin{pmatrix} \pi_H - \mu_H S_H \\ 0 \\ 0 \\ 0 \\ \pi_V - \mu_V S_V \end{pmatrix}$$

$$A = \begin{pmatrix} -H_1 & 0 & 0 & 0 & 0 & G_1 & 0 & 0 & \beta_M b & 0 \\ \tau_{M1} & -H_2 & 0 & 0 & 0 & 0 & G_2 & 0 & 0 & 0 \\ 0 & \sigma_{M1} & -H_3 & 0 & 0 & 0 & 0 & G_3 & 0 & \beta_M \eta_R b \\ 0 & 0 & 0 & -H_4 & \frac{\varphi S_H^*}{\kappa} & f\theta_1 & f\theta_2 & f\theta_3 & 0 & 0 \\ 0 & 0 & 0 & \rho_C & -\mu_B & \rho_C & \rho_C \sigma_T & \rho_C \sigma_R & 0 & 0 \\ 0 & 0 & 0 & 0 & 0 & -H_5 & 0 & 0 & 0 & 0 \\ 0 & 0 & 0 & 0 & 0 & \tau_{M2} & -H_6 & 0 & 0 & 0 \\ 0 & 0 & 0 & 0 & 0 & 0 & \sigma_{M2} & -H_7 & 0 & 0 \\ \frac{\beta_V b S_H^*}{N_H^*} & \frac{\beta_V b \eta_T S_H^*}{N_H^*} & 0 & 0 & 0 & \frac{\beta_V b S_H^*}{N_H^*} & \frac{\beta_V b \eta_T S_H^*}{N_H^*} & 0 & -\mu_V & 0 \\ 0 & 0 & \frac{\beta_V b \eta_R S_H^*}{N_H^*} & 0 & 0 & 0 & 0 & \frac{\beta_V b \eta_R S_H^*}{N_H^*} & 0 & -\mu_V \end{pmatrix}$$

$$AI = \begin{pmatrix} -H_1 I_{US}^M + G_1 I_{USC}^M + \beta_M b I_{VS} \\ \tau I_{US}^M - H_2 I_{TS}^M + G_2 I_{TSC}^M \\ \sigma_{M1} I_{TS}^M - H_3 I_R^M + G_3 I_{RC}^M + \beta_M b \eta_R I_{VR} \\ -H_4 I_C + f\theta_1 I_{USC}^M + f\theta_2 I_{TSC}^M + f\theta_3 I_{RC}^M \\ \rho_C I_C + \mu_B B_C + \rho_C I_{USC}^M + \sigma_T \rho_C I_{TSC}^M + \sigma_R \rho_C I_{RC}^M \\ -H_6 I_{USC}^M \\ -H_7 I_{TSC}^M \\ \sigma_{M2} I_{TSC}^M - H_8 I_{RC}^M \\ -H_9 I_{VS} \\ -H_{10} I_{VR} \end{pmatrix}$$

$$\hat{G}(X, I) = AI - G(X, I) = \begin{pmatrix} \beta_M b I_{VS} (1 - \frac{S_H}{N_H}) + \frac{B_C \varphi}{k+B_C} I_{US}^M - \frac{\beta_V b I_{US}^M}{N_H} R_C \\ \frac{B_C \varphi}{k+B_C} I_{TS}^M - \frac{\beta_V b \eta_T I_{TS}^M}{N_H} R_C \\ \beta_V b \eta_R I_{VR} (1 - \frac{S_H}{N_H}) + \frac{B_C \varphi}{k+B_C} I_R^M - \frac{\beta_V b \eta_R I_R^M}{N_H} R_C \\ \frac{B_C \varphi}{k+B_C} (S_H + R_M) + \frac{\beta_V b (I_{US}^M + \eta I_{TS}^M)}{N_H} I_C + \frac{\beta_V b \eta_R I_C}{N_H} \\ - \frac{B_C \varphi}{k+B_C} I_{US}^M - \frac{\beta_V b I_{US}^M}{N_H} I_C \\ - \frac{B_C \varphi}{k+B_C} I_{TS}^M - \frac{\beta_V b \eta_T I_{TS}^M}{N_H} I_C \\ - \frac{B_C \varphi}{k+B_C} I_R^M - \frac{\beta_V b \eta_R I_R^M}{N_H} I_C \\ - \frac{\beta_V b (I_{US}^M + \eta I_{TS}^M)}{N_H} S_V + \frac{\beta_V b (I_{USC}^M + \eta I_{TSC}^M)}{N_H} S_V \\ - \frac{\beta_V b \eta_R I_R^M}{N_H} S_V - \frac{\beta_V b \eta_R I_{RC}^M}{N_H} S_V \end{pmatrix}$$

It is clear from the above, that, $\hat{G}(X, I) \not\equiv 0$. Hence the DFE **may not** be globally asymptotically stable, suggesting the possibility of a backward bifurcation.

3.7 Backward bifurcation analysis of the full co-infection model (2)

In this section, we shall seek to determine the type of bifurcation the model (2) will exhibit, using the approach illustrated by Castillo-Chavez and Song [23]. We establish the result below

Theorem 3.3 Suppose a backward bifurcation coefficient $a > 0$, (with a defined below), when $\mathcal{R}_0 < 1$

$$a = -\frac{2\beta_M b (\nu_2 \omega_{14} + \eta_R \nu_4 \omega_{15})}{N_H^*} (\omega_2 + \omega_3 + \omega_4 + \omega_5 + \omega_6) - \frac{2\beta_M b \omega_6}{N_H^*} [(\omega_{14} + \eta_R \omega_{15}) \nu_6 - \nu_9 \omega_{14} - \nu_{11} \omega_{15}]$$

$$- \frac{2\beta_V b \nu_{14} (\omega_2 + \eta_T \omega_3)}{N_H^{*2}} [(\omega_1 + \omega_2 + \omega_3 + \omega_4 + \omega_5 + \omega_6 + \omega_7) x_{13}^* - \omega_{13} N_H^*]$$

$$- \frac{2\beta_V \eta_R b \nu_{15} \omega_4}{N_H^{*2}} [(\omega_1 + \omega_2 + \omega_3 + \omega_4 + \omega_5 + \omega_6 + \omega_7) x_{13}^* - \omega_{13} N_H^*]$$

then model (2) undergoes the phenomenon of backward bifurcation at $\mathcal{R}_0 = 1$. If $a < 0$, then the system (2) exhibits a forward bifurcation at $\mathcal{R}_0 = 1$.

Proof

Suppose

$$\xi_e = (S_H^{**}, I_{US}^{**}, I_{TS}^{**}, I_R^{**}, R_M^{**}, I_C^{**}, R_C^{**}, B_C^{**}, I_{USC}^{**}, I_{TSC}^{**}, I_{RC}^{**}, R_{MC}^{**}, S_V^{**}, I_{VS}^{**}, I_{VR}^{**})$$

represents any arbitrary endemic equilibrium of the model. The existence of backward bifurcation will be studied using the Centre Manifold Theory by Castillo-Chavez and Song [23]. To apply this theory, it is appropriate to do the following change of variables.

Let

$$S_H = x_1, I_{US}^M = x_2, I_{TS}^M = x_3, I_R^M = x_4, R_M = x_5, I_C = x_6, R_C = x_7, B_C = x_8, I_{USC}^M = x_9, I_{TSC}^M = x_{10}, I_{RC}^M = x_{11}, R_{MC} = x_{12}, S_V = x_{13}, I_{VS} = x_{14}, I_{VR} = x_{15}$$

Moreover, using the vector notation

$$X = (x_1, x_2, x_3, x_4, x_5, x_6, x_7, x_8, x_9, x_{10}, x_{11}, x_{12}, x_{13}, x_{14}, x_{15})^T$$

the model (2) can be re-written in the form

$$\frac{dX}{dt} = f = (f_1, f_2, f_3, f_4, f_5, f_6, f_7, f_8, f_9, f_{10}, f_{11}, f_{12}, f_{13}, f_{14}, f_{15})^T$$

as follows:

$$\begin{aligned} \frac{dx_1}{dt} &= \pi_H - \frac{\beta_M b(x_{14} + \eta_R x_{15})}{N_H} x_1 - \frac{x_8 \varphi}{\kappa + x_8} x_1 - \mu_H x_1 + \omega_M x_5 + \omega_C x_7 + \omega_{MC} x_{12} := f_1 \\ \frac{dx_2}{dt} &= \beta_M b \frac{x_{14}}{N_H} x_1 - (\tau_{M1} + \mu_H + \alpha_{MS} + \delta_{MS1}) x_2 - \frac{x_8 \varphi}{\kappa + x_8} x_2 + \frac{\beta_M b x_{14}}{N_H} x_7 + h\theta_1(1-f)x_9 := f_2 \\ \frac{dx_3}{dt} &= \tau_{M1} x_2 - (\sigma_{M1} + \mu_H + \alpha_{MT} + \phi_1 \delta_{MS1}) x_3 - \frac{x_8 \varphi}{\kappa + x_8} x_3 + h\theta_2(1-f)x_{10} := f_3 \\ \frac{dx_4}{dt} &= \sigma_{M1} x_3 + \frac{\beta_M b \eta_R x_{15}}{N_H} x_1 - (\mu_H + \alpha_{MR} + \delta_{MR1}) x_4 - \frac{x_8 \varphi}{\kappa + x_8} x_4 + \frac{\beta_M b \eta_R x_{15}}{N_H} x_7 + h\theta_3(1-f)x_{11} := f_4 \\ \frac{dx_5}{dt} &= \alpha_{MS} x_2 + \alpha_{MT} x_3 + \alpha_{MR} x_4 - (\mu + \omega_M) x_5 - \frac{x_8 \varphi}{\kappa + x_8} x_5 := f_5 \\ \frac{dx_6}{dt} &= \frac{x_8 \varphi}{\kappa + x_8} (x_1 + x_5) - (\delta_{C1} + \mu_H + \gamma_C) x_6 - \frac{\beta_M b x_{14}}{N_H} x_6 - \frac{\beta_M b \eta_R x_{15}}{N_H} x_6 \\ &\quad + f\theta_1 x_9 + f\theta_2 x_{10} + f\theta_3 x_{11} := f_6 \\ \frac{dx_7}{dt} &= \gamma_C x_6 - (\mu_H + \omega_C) x_7 - \frac{\beta_M b(x_{14} + \eta_R x_{15})}{N_H} x_7 := f_7 \\ \frac{dx_8}{dt} &= \rho_C x_6 + \rho_C(x_9 + \sigma_T x_{10} + \sigma_R x_{11}) - \mu_B x_8 := f_8 \\ \frac{dx_9}{dt} &= \frac{x_8 \varphi}{\kappa + x_8} x_2 + \frac{\beta_M b x_{14}}{N_H} x_6 - (\mu_H + \delta_{MS2} + \delta_{C2} + \tau_{M2} + \theta_1) x_9 := f_9 \\ \frac{dx_{10}}{dt} &= \frac{x_8 \varphi}{\kappa + x_8} x_3 + \tau_{M2} x_9 - (\mu_H + \phi_2 \delta_{MS2} + \theta_2 + \sigma_{M2} + \delta_{C2}) x_{10} := f_{10} \\ \frac{dx_{11}}{dt} &= \sigma_{M2} x_{10} + \frac{x_8 \varphi}{\kappa + x_8} x_4 + \frac{\beta_M b \eta_R x_{15}}{N_H} x_6 - (\mu_H + \delta_{MR2} + \delta_{C2} + \theta_3) x_{11} := f_{11} \\ \frac{dx_{12}}{dt} &= \theta_1(1-f)(1-h)x_9 + \theta_2(1-f)(1-h)x_{10} + \theta_3(1-f)(1-h)x_{11} - (\omega_{MC} + \mu_H) x_{12} := f_{12} \\ \frac{dx_{13}}{dt} &= \pi_V - \frac{\beta_V b(x_2 + \eta_T x_3 + \eta_R x_4)}{N_H} x_{13} - \frac{\beta_V b(x_9 + \eta_T x_{10} + \eta_R x_{11})}{N_H} x_{13} - \mu_V x_{13} := f_{13} \\ \frac{dx_{14}}{dt} &= \frac{\beta_V b(x_2 + \eta_T x_3)}{N_H} x_{13} + \frac{\beta_V b(x_9 + \eta_T x_{10})}{N_H} x_{13} - \mu_V x_{14} := f_{14} \\ \frac{dx_{15}}{dt} &= \frac{\beta_V b \eta_R x_4}{N_H} x_{13} + \frac{\beta_V b \eta_R x_{11}}{N_H} x_{13} - \mu_V x_{15} := f_{15} \end{aligned} \tag{9}$$

$$J(\xi_0) = \begin{pmatrix} -\mu_H & 0 & 0 & 0 & \omega_M & 0 & \omega_C & -\frac{\varphi x_1^*}{\kappa} & 0 & 0 & 0 & \omega_{MC} & 0 & -\beta_M b & -\beta_M \eta_R b \\ 0 & -H_1 & 0 & 0 & 0 & 0 & 0 & 0 & G_1 & 0 & 0 & 0 & 0 & \beta_M b & 0 \\ 0 & \tau_{M1} & -H_2 & 0 & 0 & 0 & 0 & 0 & 0 & G_2 & 0 & 0 & 0 & 0 & 0 \\ 0 & 0 & \sigma_{M1} & -H_3 & 0 & 0 & 0 & 0 & 0 & 0 & G_3 & 0 & 0 & 0 & 0 \\ \alpha_{M2} & \alpha_{MT} & \alpha_{MR} & -D_1 & 0 & 0 & 0 & 0 & 0 & 0 & 0 & 0 & 0 & 0 & 0 \\ 0 & 0 & 0 & 0 & 0 & -H_4 & 0 & \frac{\varphi x_1^*}{\kappa} & f\theta_1 & f\theta_2 & f\theta_3 & 0 & 0 & 0 & 0 \\ 0 & 0 & 0 & 0 & 0 & \gamma_C & -D_2 & 0 & 0 & 0 & 0 & 0 & 0 & 0 & 0 \\ 0 & 0 & 0 & 0 & 0 & \rho_C & 0 & -\mu_B & \rho_C & \rho_C \sigma_T & \rho_C \sigma_R & 0 & 0 & 0 & 0 \\ 0 & 0 & 0 & 0 & 0 & 0 & 0 & 0 & -H_5 & 0 & 0 & 0 & 0 & 0 & 0 \\ 0 & 0 & 0 & 0 & 0 & 0 & 0 & 0 & \tau_{M2} & -H_6 & 0 & 0 & 0 & 0 & 0 \\ 0 & 0 & 0 & 0 & 0 & 0 & 0 & 0 & 0 & \sigma_{M2} & -H_7 & 0 & 0 & 0 & 0 \\ 0 & 0 & 0 & 0 & 0 & 0 & 0 & 0 & G_4 & G_5 & G_6 & -D_3 & 0 & 0 & 0 \\ 0 & -\Phi & -\Phi \eta_T & -\Phi \eta_R & 0 & 0 & 0 & 0 & -\Phi & -\Phi \eta_T & -\Phi \eta_R & 0 & -\mu_V & 0 & 0 \\ 0 & \Phi & \Phi \eta_T & 0 & 0 & 0 & 0 & 0 & \Phi & \Phi \eta_T & 0 & 0 & 0 & -\mu_V & 0 \\ 0 & 0 & 0 & \Phi \eta_R & 0 & 0 & 0 & 0 & 0 & 0 & \Phi \eta_R & 0 & 0 & 0 & -\mu_V \end{pmatrix}$$

with,

$$\begin{aligned} H_1 &= \tau_{M1} + \mu_H + \alpha_{MS} + \delta_{MS1}, & H_2 &= \sigma_{M1} + \mu_H + \alpha_{MT} + \phi_1 \delta_{MS1}, & H_3 &= \mu_H + \alpha_{MR} + \delta_{MR1}, & H_4 &= \delta_{C1} + \mu_H + \gamma_C \\ H_5 &= \mu_H + \delta_{MS2} + \delta_{C2} + \tau_{M2} + \theta_1, & H_6 &= \phi_1 \delta_{MS2} + \mu_H + \theta_2 \sigma_{M2} + \delta_{C2}, & H_7 &= \delta_{MR2} + \mu_H + \delta_{C2} + \theta_3 \\ G_1 &= h\theta_1(1-f), & G_2 &= h\theta_2(1-f), & G_3 &= h\theta_3(1-f), & G_4 &= \theta_1(1-f)(1-h), & G_5 &= \theta_2(1-f)(1-h) \\ G_6 &= \theta_3(1-f)(1-h), & D_1 &= \mu_H + \omega_M, & D_2 &= \mu_H + \omega_C, & D_3 &= \mu_H + \omega_{MC}, & \Phi &= \frac{\beta_V b x_{13}^*}{N_H^*} \end{aligned}$$

Consider the case when $\mathcal{R}_{0MR} = 1$. Assume, further, that the product $\beta_M \eta_R$ is chosen as a bifurcation parameter. Solving for $\beta_M \eta_R = \beta^*$ from $\mathcal{R}_{0MR} = 1$ gives

$$\beta_M^* \eta_R^* = \beta^* = \frac{\mu_V N_H^* H_3}{b \eta_R \beta_V S_V^*}$$

Evaluating the Jacobian of the system (9) at the DFE, $J(\xi_0)$, and using the approach in Castillo-Chavez and Song [23], we have that $J(\xi_0)$ has a right eigenvector (associated with the non-zero eigenvalue) given by

$$\mathbf{w} = [\omega_1, \omega_2, \omega_3, \omega_4, \omega_5, \omega_6, \omega_7, \omega_8, \omega_9, \omega_{10}, \omega_{11}, \omega_{12}, \omega_{13}, \omega_{14}, \omega_{15}]^T$$

where,

$$\begin{aligned} \omega_1 &= \frac{1}{\mu_H} \left[\omega_M \omega_5 + \frac{\omega_C \gamma_C \varphi x_1^*}{\mu_B \kappa D_2 H_4} - \frac{H_1}{\Phi(1 + \eta_T \tau_{M1})} - \frac{\beta_V \beta_M^2 \eta_R^2 b_3 \sigma_{M1} \tau_{M1}}{\mu_V^3 N_H^* (1-b) H_1 H_3} \right] \\ \omega_2 &= \frac{\beta_M b}{\mu_V H_1}, & \omega_3 &= \frac{\beta_M b \tau_{M1}}{\mu_V H_1}, & \omega_4 &= \frac{\sigma_{M1} \beta_M b \tau_{M1}}{\mu_V^2 (1-b) H_1 H_3} \\ \omega_5 &= \frac{\beta_M b [\alpha_{M2} \mu_V (1-b) H_3 + \alpha_{MT} \mu_V (1-b) H_3 \tau_{M1} + \alpha_{MR} \sigma_{M1} \beta_M b \tau_{M1}]}{\mu_V^2 (1-b) H_1 H_3 D_1} \\ \omega_6 &= \frac{\varphi x_1^*}{\mu_B \kappa H_4}, & \omega_7 &= \frac{\gamma_C \varphi x_1^*}{\mu_B \kappa H_4 D_2}, & \omega_8 &= \frac{H_4 \kappa}{\rho_C \varphi x_1^*} \\ \omega_9 &= \omega_{10} = \omega_{11} = \omega_{12} = 0 \\ \omega_{13} &= -\frac{1}{\mu_V} \left[\frac{\Phi \beta_M b (1 + \eta_T \tau_{M1})}{\mu_V H_1} + \frac{\Phi \eta_R \sigma_{M1} \beta_M b \tau_{M1}}{\mu_V^2 (1-b) H_1 H_3} \right], & \omega_{14} &= \frac{H_1}{\beta_M b \Phi (1 + \eta_T \tau_{M1})} \\ \omega_{15} &= \frac{\beta_V \beta_M \eta_R \sigma_{M1} \tau_{M1} b^2}{\mu_V^3 N_H^* (1-b) H_1 H_3} \end{aligned}$$

Similarly, the components of the left eigenvector of $J(\xi_0)|_{\beta=\beta_M^* \eta_R^*}$, $\mathbf{v} = (\nu_1, \nu_2, \dots, \nu_{15})$, satisfying $\mathbf{v} \cdot \mathbf{w} = 1$, are given by:

$$\begin{aligned} \nu_1 &= \nu_5 = \nu_7 = \nu_{12} = \nu_{13} = 0, & \nu_2 &= \nu_2 > 0 \\ \nu_3 &= \frac{1}{H_2} \left[\frac{\sigma_{M1} \Phi \eta_R}{\mu_V H_3} + \frac{\Phi \eta_T \beta_M b \nu_2}{\mu_V} \right], & \nu_4 &= \frac{\Phi \eta_R}{\mu_V H_3}, & \nu_6 &= \frac{\rho_C}{\mu_B H_1}, & \nu_8 &= \frac{\kappa H_1}{\rho_C \varphi x_1^*} \\ \nu_9 &= \frac{\mu_B H_1 G_2 \varphi x_1^* \nu_2 + \varphi x_1^* f \theta_1 \rho_C + \mu_B H_1^2 \kappa}{\mu_B H_1 H_5 \varphi x_1^*}, & \nu_{10} &= \frac{G_2 \nu_3 + f \theta_2 \nu_6 + \rho_C \sigma_T \nu_8 + \sigma_{M2} \nu_{11}}{H_6} \\ \nu_{11} &= \frac{G_3 \nu_4 + f \theta_3 \nu_6 + \rho_C \sigma_R \nu_8 + \Phi \eta_R \nu_{15}}{H_7}, & \nu_{14} &= \frac{\beta_M b \nu_2}{\mu_V}, & \nu_{15} &= \frac{H_3}{\Phi \beta_M b \eta_R^2} \end{aligned}$$

The non-zero second partial derivatives of the functions $f_i (i = 1, \dots, 15)$ are given by

$$\begin{aligned} \frac{\partial^2 f_2}{\partial x_1 \partial x_{14}} &= \frac{\partial^2 f_2}{\partial x_7 \partial x_{14}} = -\frac{\beta_M b x_1^*}{N_H^{*2}} + \frac{\beta_M b}{N_H^*}, \\ \frac{\partial^2 f_2}{\partial x_2 \partial x_{14}} &= \frac{\partial^2 f_2}{\partial x_3 \partial x_{14}} = \frac{\partial^2 f_2}{\partial x_4 \partial x_{14}} = \frac{\partial^2 f_2}{\partial x_5 \partial x_{14}} = \frac{\partial^2 f_2}{\partial x_6 \partial x_{14}} = -\frac{\beta_M b x_1^*}{N_H^{*2}} \\ \frac{\partial^2 f_4}{\partial x_1 \partial x_{15}} &= \frac{\partial^2 f_4}{\partial x_7 \partial x_{15}} = -\frac{\beta_M b \eta_R x_1^*}{N_H^{*2}} + \frac{\beta_M b \eta_R}{N_H^*}, \\ \frac{\partial^2 f_4}{\partial x_2 \partial x_{15}} &= \frac{\partial^2 f_4}{\partial x_3 \partial x_{15}} = \frac{\partial^2 f_4}{\partial x_4 \partial x_{15}} = \frac{\partial^2 f_4}{\partial x_5 \partial x_{15}} = \frac{\partial^2 f_4}{\partial x_6 \partial x_{15}} = -\frac{\beta_M b \eta_R x_1^*}{N_H^{*2}} \\ \frac{\partial^2 f_6}{\partial x_6 \partial x_{14}} &= -\frac{\beta_M b}{N_H^*}, & \frac{\partial^2 f_6}{\partial x_6 \partial x_{15}} &= -\frac{\beta_M b \eta_R}{N_H^*}, & \frac{\partial^2 f_9}{\partial x_6 \partial x_{14}} &= \frac{\beta_M b}{N_H^*}, & \frac{\partial^2 f_{11}}{\partial x_6 \partial x_{15}} &= \frac{\beta_M b \eta_R}{N_H^*} \\ \frac{\partial^2 f_{14}}{\partial x_1 \partial x_2} &= \frac{\partial^2 f_{14}}{\partial x_2 \partial x_2} = \frac{\partial^2 f_{14}}{\partial x_2 \partial x_4} = \frac{\partial^2 f_{14}}{\partial x_2 \partial x_5} = \frac{\partial^2 f_{14}}{\partial x_2 \partial x_6} = \frac{\partial^2 f_{14}}{\partial x_2 \partial x_7} = -\frac{\beta_V b x_{13}^*}{N_H^{*2}} \\ \frac{\partial^2 f_{14}}{\partial x_1 \partial x_3} &= \frac{\partial^2 f_{14}}{\partial x_3 \partial x_4} = \frac{\partial^2 f_{14}}{\partial x_3 \partial x_5} = \frac{\partial^2 f_{14}}{\partial x_3 \partial x_6} = \frac{\partial^2 f_{14}}{\partial x_3 \partial x_7} = -\frac{\beta_V b \eta_T x_{13}^*}{N_H^{*2}} \\ \frac{\partial^2 f_{14}}{\partial x_2 \partial x_3} &= \frac{\beta_V b x_{13}^*}{N_H^{*2}} - \frac{\beta_V b x_{13}^* \eta_T}{N_H^{*2}}, & \frac{\partial^2 f_{14}}{\partial x_3^2} &= -\frac{2\beta_V b x_{13}^* \eta_T}{N_H^{*2}}, & \frac{\partial^2 f_{14}}{\partial x_2 \partial x_{13}} &= \frac{\beta_V b}{N_H^*}, & \frac{\partial^2 f_{14}}{\partial x_3 \partial x_3} &= \frac{\beta_V b \eta_T}{N_H^*} \\ \frac{\partial^2 f_{15}}{\partial x_1 \partial x_4} &= \frac{\partial^2 f_{15}}{\partial x_2 \partial x_4} = \frac{\partial^2 f_{15}}{\partial x_3 \partial x_4} = \frac{\partial^2 f_{15}}{\partial x_4 \partial x_5} = \frac{\partial^2 f_{15}}{\partial x_4 \partial x_6} = \frac{\partial^2 f_{15}}{\partial x_4 \partial x_7} = -\frac{\beta_V b \eta_R x_{13}^*}{N_H^{*2}} \\ \frac{\partial^2 f_{15}}{\partial x_4^2} &= -\frac{2\beta_V b \eta_R}{N_H^{*2}}, & \frac{\partial^2 f_{15}}{\partial x_4 \partial x_{13}} &= \frac{\beta_V b \eta_R}{N_H^*} \end{aligned}$$

The associated bifurcation coefficients defined by a and b , given by:

$$a = \sum_{k,i,j=1}^n \nu_k \omega_i \omega_j \frac{\partial^2 f_k}{\partial x_i \partial x_j}(0,0) \quad \text{and} \quad b = \sum_{k,i=1}^n \nu_k \omega_i \frac{\partial^2 f_k}{\partial x_i \partial \beta_{HP}^*}(0,0),$$

are computed to be

$$\begin{aligned} a &= -\frac{2\beta_M b(\nu_2 \omega_{14} + \eta_R \nu_4 \omega_{15})}{N_H^*} (\omega_2 + \omega_3 + \omega_4 + \omega_5 + \omega_6) - \frac{2\beta_M b \omega_6}{N_H^*} [(\omega_{14} + \eta_R \omega_{15}) \nu_6 - \nu_9 \omega_{14} - \nu_{11} \omega_{15}] \\ &\quad - \frac{2\beta_V b \nu_{14} (\omega_2 + \eta_T \omega_3)}{N_H^{*2}} [(\omega_1 + \omega_2 + \omega_3 + \omega_4 + \omega_5 + \omega_6 + \omega_7) x_{13}^* - \omega_{13} N_H^*] \\ &\quad - \frac{2\beta_V \eta_R b \nu_{15} \omega_4}{N_H^{*2}} [(\omega_1 + \omega_2 + \omega_3 + \omega_4 + \omega_5 + \omega_6 + \omega_7) x_{13}^* - \omega_{13} N_H^*] \end{aligned} \tag{10}$$

and

$$b = \sum_{k,i=1}^{20} \nu_k \omega_i \frac{\partial^2 f_k}{\partial x_i \partial \beta^*}(0,0) = (\omega_{14} + \eta_R \omega_{15}) \nu_2 > 0$$

Since the bifurcation coefficient b is positive, it follows from Theorem 4.1 in Castillo-Chavez and Song [23] that the model (2), or the transformed model (9), will undergo the phenomenon of backward bifurcation if the coefficient, a , given by (10) is positive.

4 Analysis of the optimal control model

$$\begin{aligned}
 \frac{dS_H}{dt} &= \pi_H - \frac{\beta_M b(I_{VS} + \eta_R I_{VR})}{N_H} S_H - \frac{B_C \varphi}{\kappa + B_C} S_H - \mu_H S_H + \omega_M R_M + \omega_C R_C + \omega_{MC} R_{MC} \\
 \frac{dI_{US}^M}{dt} &= \beta_M b \frac{I_{VS}}{N_H} S_H - (\tau_{M1} + \mu_H + \alpha_{MS} + \delta_{MS1}) I_{US}^M - \frac{B_C \varphi}{\kappa + B_C} I_{US}^M + \frac{\beta_V b I_{VS}}{N_H} R_C + hu_1(t) \theta_1 (1-f) I_{USC}^M \\
 \frac{dI_{TS}^M}{dt} &= \tau_{M1} I_{US}^M - (\sigma_{M1} + \mu_H + \alpha_{MT} + \phi_1 \delta_{MS1}) I_{TS}^M - \frac{B_C \varphi}{\kappa + B_C} I_{TS}^M + hu_2(t) \theta_2 (1-f) I_{TSC}^M \\
 \frac{dI_R^M}{dt} &= \sigma_{M1} I_{TS}^M + \frac{\beta_M b \eta_R I_{VR}}{N_H} S_H - (\mu_H + \alpha_{MR} + \delta_{MR1}) I_R^M - \frac{B_C \varphi}{\kappa + B_C} I_R^M + \frac{\beta_M b \eta_R I_{VR}}{N_H} R_C + hu_3(t) \theta_3 (1-f) I_{RC}^M \\
 \frac{dR_M}{dt} &= \alpha_{MS} I_{US}^M + \alpha_{MT} I_{TS}^M + \alpha_{MR} I_R^M - (\mu + \omega_M) R_M - \frac{B_C \varphi}{\kappa + B_C} R_M \\
 \frac{dI_C}{dt} &= \frac{\beta_C \varphi}{\kappa + B_C} (S_H + R_M) - (\delta_{C1} + \mu_H + \gamma_C) I_C - \frac{\beta_V b I_{VS}}{N_H} I_C - \frac{\beta_M b \eta_R I_{VR}}{N_H} I_C \\
 &\quad + fu_1(t) \theta_1 I_{USC}^M + fu_2(t) \theta_2 I_{TSC}^M + fu_3(t) \theta_3 I_{RC}^M \\
 \frac{dR_C}{dt} &= \gamma_C I_C - (\mu_H + \omega_C) R_C - \frac{\beta_M b (I_{VS} + \eta_R I_{VR})}{N_H} R_C \\
 \frac{dB_C}{dt} &= \rho_C I_C + \rho_C (I_{USC}^M + \sigma_T I_{TSC}^M + \sigma_R I_{RC}^M) - \mu_B B_C \\
 \frac{dI_{USC}^M}{dt} &= \frac{B_C \varphi}{\kappa + B_C} I_{US}^M + \frac{\beta_M b I_{VS}}{N_H} I_C - \mu_H I_{USC}^M - \delta_{MS2} I_{USC}^M - \delta_{C2} I_{USC}^M - \tau_{M2} I_{USC}^M - u_1(t) \theta_1 I_{USC}^M \\
 \frac{dI_{TSC}^M}{dt} &= \frac{B_C \varphi}{\kappa + B_C} I_{TS}^M + \tau_{M2} I_{USC}^M - \mu_H I_{TSC}^M - \phi_2 \delta_{MS2} I_{TSC}^M - u_2(t) \theta_2 I_{TSC}^M - \sigma_{M2} I_{TSC}^M - \delta_{C2} I_{TSC}^M \\
 \frac{dI_{RC}^M}{dt} &= \sigma_{M2} I_{TSC}^M + \frac{B_C \varphi}{\kappa + B_C} I_R^M + \frac{\beta_V b \eta_R I_R^M}{N_H} I_C - \mu_H I_{RC}^M - \delta_{MR2} I_{RC}^M - \delta_{C2} I_{RC}^M - u_3(t) \theta_3 I_{RC}^M \\
 \frac{dR_{MC}}{dt} &= u_1(t) \theta_1 (1-f) (1-h) I_{USC}^M + u_2(t) \theta_2 (1-f) (1-h) I_{TSC}^M + u_3(t) \theta_3 (1-f) (1-h) I_{RC}^M - (\omega_{MC} + \mu_H) R_{MC} \\
 \frac{dS_V}{dt} &= \pi_V - \frac{\beta_V b (I_{US}^M + \eta_T I_{TS}^M + \eta_R I_R^M)}{N_H} S_V - \frac{\beta_V b (I_{USC}^M + \eta_T I_{TSC}^M + \eta_R I_{RC}^M)}{N_H} S_V - \mu_V S_V \\
 \frac{dI_{VS}^M}{dt} &= \frac{\beta_V b (I_{US}^M + \eta_T I_{TS}^M)}{N_H} S_V + \frac{\beta_V b (I_{USC}^M + \eta_T I_{TSC}^M)}{N_H} S_V - \mu_V I_{VS}^M \\
 \frac{dI_{VR}^M}{dt} &= \frac{\beta_V b \eta_R I_R^M}{N_H} S_V + \frac{\beta_V b \eta_R I_{RC}^M}{N_H} S_V - \mu_V I_{VR}^M
 \end{aligned} \tag{11}$$

The control functions, $u_1(t)$, $u_2(t)$, and $u_3(t)$ are bounded, Lebesgue integrable functions. The control $u_1(t)$ represents treatment efforts for co-infected individuals in I_{USC}^M compartment. $u_2(t)$ represents treatment efforts for co-infected individuals in I_{TSC}^M compartment. The control $u_3(t)$ represents treatment efforts for co-infected individuals in I_{RC}^M compartment. The controls u_1, u_2, u_3 satisfies $0 \leq u_1, u_2, u_3 \leq 1$. The optimal control system examines scenarios where the number of co-infected cases and the cost of implementing the controls $u_1(t)$, $u_2(t)$, and $u_3(t)$ are minimized subject to the state system (11). For this, we consider the objective functional

$$J[u_1, u_2, u_3] = \int_0^T [I_{USC}^M(t) + I_{TSC}^M(t) + I_{RC}^M(t) + \frac{B_1}{2} u_1^2 + \frac{B_2}{2} u_2^2 + \frac{B_3}{2} u_3^2] dt \tag{12}$$

T is the final time. We seek to find an optimal control, u_1^*, u_2^*, u_3^* , such that

$$J(u_1^*, u_2^*, u_3^*) = \min\{J(u_1^*, u_2^*, u_3^*) | u_1, u_2, u_3 \in U\} \tag{13}$$

where $U = \{(u_1^*, u_2^*, u_3^*)\}$ such that u_1^*, u_2^*, u_3^* are measurable with $0 \leq u_1^* \leq 1, 0 \leq u_2^* \leq 1, 0 \leq u_3^* \leq 1$, for $t \in [0, T]$ is the control set. The Pontryagin's Maximum Principle [28] gives the necessary conditions which an optimal control pair must satisfy. This principle transforms (11), (12) and (13) into a problem

of minimizing a Hamiltonian, \mathcal{H} , pointwisely with regards to the control functions, u_1, u_2, u_3 :

$$\begin{aligned}
 \mathcal{H} = & I_{\text{USC}}^{\text{M}}(t) + I_{\text{TSC}}^{\text{M}}(t) + I_{\text{RC}}^{\text{M}}(t) + \frac{B_1}{2}u_1^2 + \frac{B_2}{2}u_2^2 + \frac{B_3}{2}u_3^2 + \frac{B_4}{2}u_4^2 \\
 & + \lambda_{S_{\text{H}}} \left[\pi_{\text{H}} - \frac{\beta_{\text{M}}b(I_{\text{VS}} + \eta_{\text{R}}I_{\text{VR}})}{N_{\text{H}}}S_{\text{H}} - \frac{B_{\text{C}}\varphi}{\kappa + B_{\text{C}}}S_{\text{H}} - \mu_{\text{H}}S_{\text{H}} + \omega_{\text{M}}R_{\text{M}} + \omega_{\text{C}}R_{\text{C}} + \omega_{\text{MC}}R_{\text{MC}} \right] \\
 & + \lambda_{I_{\text{US}}^{\text{M}}} \left[\beta_{\text{M}}b\frac{I_{\text{VS}}}{N_{\text{H}}}S_{\text{H}} - (\tau_{\text{M1}} + \mu_{\text{H}} + \alpha_{\text{MS}} + \delta_{\text{MS1}})I_{\text{US}}^{\text{M}} - \frac{B_{\text{C}}\varphi}{\kappa + B_{\text{C}}}I_{\text{US}}^{\text{M}} + \frac{\beta_{\text{V}}bI_{\text{VS}}}{N_{\text{H}}}R_{\text{C}} + hu_1(t)\theta_1(1-f)I_{\text{USC}}^{\text{M}} \right] \\
 & + \lambda_{I_{\text{TS}}^{\text{M}}} \left[\tau_{\text{M1}}I_{\text{US}}^{\text{M}} - (\sigma_{\text{M1}} + \mu_{\text{H}} + \alpha_{\text{MT}} + \phi_1\delta_{\text{MS1}})I_{\text{TS}}^{\text{M}} - \frac{B_{\text{C}}\varphi}{\kappa + B_{\text{C}}}I_{\text{TS}}^{\text{M}} + hu_2(t)\theta_2(1-f)I_{\text{TSC}}^{\text{M}} \right] \\
 & + \lambda_{I_{\text{R}}^{\text{M}}} \left[\sigma_{\text{M1}}I_{\text{TS}}^{\text{M}} + \frac{\beta_{\text{M}}b\eta_{\text{R}}I_{\text{VR}}}{N_{\text{H}}}S_{\text{H}} - (\mu_{\text{H}} + \alpha_{\text{MR}} + \delta_{\text{MR1}})I_{\text{R}}^{\text{M}} - \frac{B_{\text{C}}\varphi}{\kappa + B_{\text{C}}}I_{\text{R}}^{\text{M}} + \frac{\beta_{\text{M}}b\eta_{\text{R}}I_{\text{VR}}}{N_{\text{H}}}R_{\text{C}} + hu_3(t)\theta_3(1-f)I_{\text{RC}}^{\text{M}} \right] \\
 & + \lambda_{R_{\text{M}}} \left[\alpha_{\text{MS}}I_{\text{US}}^{\text{M}} + \alpha_{\text{MT}}I_{\text{TS}}^{\text{M}} + \alpha_{\text{MR}}I_{\text{R}}^{\text{M}} - (\mu + \omega_{\text{M}})R_{\text{M}} - \frac{B_{\text{C}}\varphi}{\kappa + B_{\text{C}}}R_{\text{M}} \right] \\
 & + \lambda_{I_{\text{C}}} \left[\frac{\beta_{\text{C}}\varphi}{\kappa + B_{\text{C}}}(S_{\text{H}} + R_{\text{M}}) - (\delta_{\text{C1}} + \mu_{\text{H}} + \gamma_{\text{C}})I_{\text{C}} - \frac{\beta_{\text{V}}bI_{\text{VS}}}{N_{\text{H}}}I_{\text{C}} - \frac{\beta_{\text{M}}b\eta_{\text{R}}I_{\text{VR}}}{N_{\text{H}}}I_{\text{C}} + fu_1(t)\theta_1I_{\text{USC}}^{\text{M}} + fu_2(t)\theta_2I_{\text{TSC}}^{\text{M}} + fu_3(t)\theta_3I_{\text{RC}}^{\text{M}} \right] \\
 & + \lambda_{R_{\text{C}}} \left[\gamma_{\text{C}}I_{\text{C}} - (\mu_{\text{H}} + \omega_{\text{C}})R_{\text{C}} - \frac{\beta_{\text{M}}b(I_{\text{VS}} + \eta_{\text{R}}I_{\text{VR}})}{N_{\text{H}}}R_{\text{C}} \right] \\
 & + \lambda_{B_{\text{C}}} \left[\rho_{\text{C}}I_{\text{C}} + \rho_{\text{C}}(I_{\text{USC}}^{\text{M}} + \sigma_{\text{T}}I_{\text{TSC}}^{\text{M}} + \sigma_{\text{R}}I_{\text{RC}}^{\text{M}}) - \mu_{\text{B}}B_{\text{C}} \right] \\
 & + \lambda_{I_{\text{USC}}^{\text{M}}} \left[\frac{B_{\text{C}}\varphi}{\kappa + B_{\text{C}}}I_{\text{US}}^{\text{M}} + \frac{\beta_{\text{M}}bI_{\text{VS}}}{N_{\text{H}}}I_{\text{C}} - \mu_{\text{H}}I_{\text{USC}}^{\text{M}} - \delta_{\text{MS2}}I_{\text{USC}}^{\text{M}} - \delta_{\text{C2}}I_{\text{USC}}^{\text{M}} - \tau_{\text{M2}}I_{\text{USC}}^{\text{M}} - u_1(t)\theta_1I_{\text{USC}}^{\text{M}} \right] \\
 & + \lambda_{I_{\text{TSC}}^{\text{M}}} \left[\frac{B_{\text{C}}\varphi}{\kappa + B_{\text{C}}}I_{\text{TS}}^{\text{M}} + \tau_{\text{M2}}I_{\text{USC}}^{\text{M}} - \mu_{\text{H}}I_{\text{TSC}}^{\text{M}} - \phi_2\delta_{\text{MS2}}I_{\text{TSC}}^{\text{M}} - u_2(t)\theta_2I_{\text{TSC}}^{\text{M}} - \sigma_{\text{M2}}I_{\text{TSC}}^{\text{M}} - \delta_{\text{C2}}I_{\text{TSC}}^{\text{M}} \right] \\
 & + \lambda_{I_{\text{RC}}^{\text{M}}} \left[\sigma_{\text{M2}}I_{\text{TSC}}^{\text{M}} + \frac{B_{\text{C}}\varphi}{\kappa + B_{\text{C}}}I_{\text{R}}^{\text{M}} + \frac{\beta_{\text{V}}b\eta_{\text{R}}I_{\text{R}}^{\text{M}}}{N_{\text{H}}}I_{\text{C}} - \mu_{\text{H}}I_{\text{RC}}^{\text{M}} - \delta_{\text{MR2}}I_{\text{RC}}^{\text{M}} - \delta_{\text{C2}}I_{\text{RC}}^{\text{M}} - u_3(t)\theta_3I_{\text{RC}}^{\text{M}} \right] \\
 & + \lambda_{R_{\text{MC}}} \left[u_1(t)\theta_1(1-f)(1-h)I_{\text{USC}}^{\text{M}} + u_2(t)\theta_2(1-f)(1-h)I_{\text{TSC}}^{\text{M}} + u_3(t)\theta_3(1-f)(1-h)I_{\text{RC}}^{\text{M}} - (\omega_{\text{MC}} + \mu_{\text{H}})R_{\text{MC}} \right] \\
 & + \lambda_{S_{\text{V}}} \left[\pi_{\text{V}} - \frac{\beta_{\text{V}}b(I_{\text{US}}^{\text{M}} + \eta_{\text{T}}I_{\text{TS}}^{\text{M}} + \eta_{\text{R}}I_{\text{R}}^{\text{M}})}{N_{\text{H}}}S_{\text{V}} - \frac{\beta_{\text{V}}b(I_{\text{USC}}^{\text{M}} + \eta_{\text{T}}I_{\text{TSC}}^{\text{M}} + \eta_{\text{R}}I_{\text{RC}}^{\text{M}})}{N_{\text{H}}}S_{\text{V}} - \mu_{\text{V}}S_{\text{V}} \right] \\
 & + \lambda_{I_{\text{VS}}^{\text{M}}} \left[\frac{\beta_{\text{V}}b(I_{\text{US}}^{\text{M}} + \eta_{\text{T}}I_{\text{TS}}^{\text{M}})}{N_{\text{H}}}S_{\text{V}} + \frac{\beta_{\text{V}}b(I_{\text{USC}}^{\text{M}} + \eta_{\text{T}}I_{\text{TSC}}^{\text{M}})}{N_{\text{H}}}S_{\text{V}} - \mu_{\text{V}}I_{\text{VS}}^{\text{M}} \right] \\
 & + \lambda_{I_{\text{VR}}^{\text{M}}} \left[\frac{\beta_{\text{V}}b\eta_{\text{R}}I_{\text{R}}^{\text{M}}}{N_{\text{H}}}S_{\text{V}} + \frac{\beta_{\text{V}}b\eta_{\text{R}}I_{\text{RC}}^{\text{M}}}{N_{\text{H}}}S_{\text{V}} - \mu_{\text{V}}I_{\text{VR}}^{\text{M}} \right]
 \end{aligned} \tag{14}$$

Theorem 4.1 For an optimal control set u_1, u_2, u_3 that minimizes J over U , there are adjoint variables, $\lambda_1, \lambda_2, \dots, \lambda_{15}$ satisfying

$$-\frac{\partial \lambda_i}{\partial t} = \frac{\partial \mathcal{H}}{\partial i}$$

and with transversality conditions

$$\lambda_i(t_f) = 0, \quad \text{where, } i = S_{\text{H}}, I_{\text{US}}^{\text{M}}, I_{\text{TS}}^{\text{M}}, I_{\text{R}}^{\text{M}}, R_{\text{M}}, I_{\text{C}}, R_{\text{C}}, B_{\text{C}}, I_{\text{USC}}^{\text{M}}, I_{\text{TSC}}^{\text{M}}, I_{\text{RC}}^{\text{M}}, R_{\text{US}}, S_{\text{V}}, I_{\text{VS}}, I_{\text{VR}}. \tag{15}$$

Furthermore,

$$\begin{aligned}
 u_1^* &= \max \left\{ 0, \min \left(1, \frac{[(\lambda_9 - f\lambda_6) - (1-f)(1-h)\lambda_{12} - h(1-f)\lambda_2]\theta_1 I_{\text{USC}}^{\text{M}}}{B_1} \right) \right\}, \\
 u_2^* &= \max \left\{ 0, \min \left(1, \frac{[(\lambda_{10} - f\lambda_6) - (1-f)(1-h)\lambda_{12} - h(1-f)\lambda_3]\theta_2 I_{\text{TSC}}^{\text{M}}}{B_2} \right) \right\}, \\
 u_3^* &= \max \left\{ 0, \min \left(1, \frac{[(\lambda_{11} - f\lambda_6) - (1-f)(1-h)\lambda_{12} - h(1-f)\lambda_4]\theta_3 I_{\text{RC}}^{\text{M}}}{B_3} \right) \right\},
 \end{aligned} \tag{16}$$

Proof of Theorem 4.1

Suppose $U^* = (u_1^*, u_2^*, u_3^*)$ is an optimal control and $S_{\text{H}}, I_{\text{US}}^{\text{M}}, I_{\text{TS}}^{\text{M}}, I_{\text{R}}^{\text{M}}, R_{\text{M}}, I_{\text{C}}, B_{\text{C}}, I_{\text{USC}}^{\text{M}}, I_{\text{TSC}}^{\text{M}}, I_{\text{RC}}^{\text{M}}, R_{\text{US}}, S_{\text{V}}, I_{\text{VS}}, I_{\text{VR}}$ are the corresponding state solutions. Applying the Pontryagin's Maximum Principle [28], there exist

adjoint variables satisfying:

$$\begin{aligned}
 -\frac{d\lambda_{S_H}}{dt} &= \frac{\partial \mathcal{H}}{\partial S_H}, & \lambda_{S_H}(t_f) &= 0, & -\frac{d\lambda_{I_{US}^M}}{dt} &= \frac{\partial \mathcal{H}}{\partial I_{US}^M}, & \lambda_{I_{US}^M}(t_f) &= 0, & -\frac{d\lambda_{I_{TS}^M}}{dt} &= \frac{\partial \mathcal{H}}{\partial I_{TS}^M}, & \lambda_{I_{TS}^M}(t_f) &= 0, \\
 -\frac{d\lambda_{I_R^M}}{dt} &= \frac{\partial \mathcal{H}}{\partial I_R^M}, & \lambda_{I_R^M}(t_f) &= 0, & -\frac{d\lambda_{R_M}}{dt} &= \frac{\partial \mathcal{H}}{\partial R_M}, & \lambda_{R_M}(t_f) &= 0, & -\frac{d\lambda_{I_C}}{dt} &= \frac{\partial \mathcal{H}}{\partial I_C}, & \lambda_{I_C}(t_f) &= 0, \\
 -\frac{d\lambda_{I_C}}{dt} &= \frac{\partial \mathcal{H}}{\partial I_C}, & \lambda_{I_C}(t_f) &= 0, & -\frac{d\lambda_{B_C}}{dt} &= \frac{\partial \mathcal{H}}{\partial B_C}, & \lambda_{B_C}(t_f) &= 0 \\
 -\frac{d\lambda_{I_{USC}^M}}{dt} &= \frac{\partial \mathcal{H}}{\partial I_{USC}^M}, & \lambda_{I_{USC}^M}(t_f) &= 0, & -\frac{d\lambda_{I_{TSC}^M}}{dt} &= \frac{\partial \mathcal{H}}{\partial I_{TSC}^M}, & \lambda_{I_{TSC}^M}(t_f) &= 0 \\
 -\frac{d\lambda_{I_{RC}^M}}{dt} &= \frac{\partial \mathcal{H}}{\partial I_{RC}^M}, & \lambda_{I_{RC}^M}(t_f) &= 0, & -\frac{d\lambda_{R_{MC}}}{dt} &= \frac{\partial \mathcal{H}}{\partial R_{MC}}, & \lambda_{R_{MC}}(t_f) &= 0 \\
 -\frac{d\lambda_{S_V}}{dt} &= \frac{\partial \mathcal{H}}{\partial S_V}, & \lambda_{S_V}(t_f) &= 0, & -\frac{d\lambda_{I_{VS}}}{dt} &= \frac{\partial \mathcal{H}}{\partial I_{VS}}, & \lambda_{I_{VS}}(t_f) &= 0, & -\frac{d\lambda_{I_{VR}}}{dt} &= \frac{\partial \mathcal{H}}{\partial I_{VR}}, & \lambda_{I_{VR}}(t_f) &= 0
 \end{aligned} \tag{17}$$

with transversality conditions;

$S_H = I_{US}^M = I_{TS}^M = I_R^M = R_M = I_C = B_C = I_{USC}^M = I_{TSC}^M = I_{RC}^M = R_{US} = S_V = I_{VS} = I_{VR} = 0$ We can determine the behaviour of the control by differentiating the Hamiltonian, \mathcal{H} with respect to the controls (u_1, u_2, u_3, u_4) at t . On the interior of the control set, where $0 < u_j < 1$ for all ($j = 1, 2, 3, 4$), we obtain

$$\begin{aligned}
 0 &= \frac{\partial \mathcal{H}}{\partial u_1} = B_1 u_1^* - \theta_1 I_{USC}^M [\lambda_9 - f\lambda_6 - (1-f)(1-h)\lambda_{12} - h(1-h)\lambda_2], \\
 0 &= \frac{\partial \mathcal{H}}{\partial u_2} = B_2 u_2^* - I_{TSC}^M \theta_2 [\lambda_{10} - f\lambda_6 - (1-f)(1-h)\lambda_{12} - h(1-f)\lambda_3], \\
 0 &= \frac{\partial \mathcal{H}}{\partial u_3} = B_3 u_3^* - I_{RC}^M \theta_3 [\lambda_{11} - f\lambda_6 - (1-f)(1-h)\lambda_{12} - h(1-f)\lambda_4],
 \end{aligned} \tag{18}$$

Therefore, we have that [29]

$$\begin{aligned}
 u_1^* &= \frac{[(\lambda_9 - f\lambda_6) - (1-f)(1-h)\lambda_{12} - h(1-f)\lambda_2] \theta_1 I_{USC}^M}{B_1}, \\
 u_2^* &= \frac{[(\lambda_{10} - f\lambda_6) - (1-f)(1-h)\lambda_{12} - h(1-f)\lambda_3] \theta_2 I_{TSC}^M}{B_2}, \\
 u_3^* &= \frac{[(\lambda_{11} - f\lambda_6) - (1-f)(1-h)\lambda_{12} - h(1-f)\lambda_4] \theta_3 I_{RC}^M}{B_3}, \\
 u_1^* &= \max \left\{ 0, \min \left(1, \frac{[(\lambda_9 - f\lambda_6) - (1-f)(1-h)\lambda_{12} - h(1-f)\lambda_2] \theta_1 I_{USC}^M}{B_1} \right) \right\}, \\
 u_2^* &= \max \left\{ 0, \min \left(1, \frac{[(\lambda_{10} - f\lambda_6) - (1-f)(1-h)\lambda_{12} - h(1-f)\lambda_3] \theta_2 I_{TSC}^M}{B_2} \right) \right\}, \\
 u_3^* &= \max \left\{ 0, \min \left(1, \frac{[(\lambda_{11} - f\lambda_6) - (1-f)(1-h)\lambda_{12} - h(1-f)\lambda_4] \theta_3 I_{RC}^M}{B_3} \right) \right\},
 \end{aligned} \tag{20}$$

5 Numerical simulations

Figure 2 shows the simulation of the total number of individuals untreated of sensitive strain and co-infected with cholera, when there is no drug resistance. it is observed that a total of 1,590 co-infected cases were averted. However as presented in Figure 3 when there is drug resistance, a total of 237 co-infection cases were averted. figure 4 shows the simulations of the total number of individuals treated of sensitive malaria strain and co-infected with cholera. It is observed that a total of 2,527 co-infection cases were prevented, when there is no resistance. However, when there is malaria drug resistance, as depicted figure 5, a total of 116 co-infection cases were averted. Figure 6 depicts the simulations of the total number of individuals co-infected with resistant malaria and cholera. It is seen that in the absence of malaria drug resistance, the treatment control applied prevented a total of 36,350 co-infection cases. However, in the presence of malaria drug resistance, as shown Figure 7 a total of 40,590 co-infection cases were averted when the treatment control is applied. It is imperative to note that in the presence of

treatment controls, more co-infection cases were averted when there is drug resistance, than when there is no drug resistance, for co-infected individuals in compartments I_{USC}^M and I_{TSC}^M . However, it is observed that for co-infected individuals in compartment I_{RC}^M , more co-infection cases were averted in the presence of malaria drug resistance than when there is no drug resistance, when treatment controls are applied in both cases. This points to the fact that malaria drug resistance can greatly influence the co-infection cases averted, even in the presence of treatment controls for co-infected individuals.

Table 2: Description of parameters in the model (2).

Parameter	Description	Value (per day)	References
π_H	Recruitment rate for humans	100	[24]
π_V	Recruitment rate for vectors	1000	[24]
β_M	Probability of humans getting infected with malaria	0.181	[27]
β_V	Probability of vectors getting infected with malaria	0.181	[27]
b	average biting rate for vectors	0.5	[26]
φ	Bacteria contact rate for humans	0.05	[13]
μ_H	Natural death rate for humans	$\frac{1}{(70 \times 365)}$	Assumed
μ_V	Natural death rate for vectors	$\frac{1}{15}, 0.143$	[24]
ω_M	Malaria waning rate	$\frac{1}{(60 \times 365)}$	[24]
ω_C	Cholera waning rate	0.001	[27]
ω_{MC}	co-infected waning rate	0.001-0.02	[13]
$\theta_1, \theta_2, \theta_3$	Recovery rate of co-infected	0.5	Assumed
γ_C	Recovery rate of cholera infected	0.07	[27]
α_{MS}	Recovery rate from sensitive malaria strain	0.0078	[10, 27]
α_{MT}	Recovery rate from sensitive malaria strain for treated individuals	0.1404	[10, 27]
α_{MR}	Recovery rate from resistant malaria strain	0.0078	[10, 27]
η_T	modification parameter for reduced infectiousness of treated individuals	0.8	[10]
η_R	modification parameter for reduced infectiousness of malaria resistant individuals	variable	
τ_{M1}, τ_{M2}	Rate of administration of antimalarial drugs	variable	
σ_{M1}, σ_{M2}	rate of resistance development to antimalarial drugs	variable	
f	fraction of co-infected who recover from malaria only	0.2	Assumed
h	fraction of co-infected who recover from cholera only	0.5	Assumed
ρ_C	cholera infected contribution to aquatic	0.7	Assumed
σ_T, σ_R	modification parameters	0.9	Assumed
$\delta_{MS1}, \delta_{MS2}$	Malaria induced death rates	0.05-0.1	[13, 25]
δ_{MT}	Malaria induced death rates for treated individuals	0.05	Assumed
δ_{C1}, δ_{C2}	Cholera induced death rates	0.0001	Assumed
ϕ_1, ϕ_2	Modification parameters	0.7	Assumed

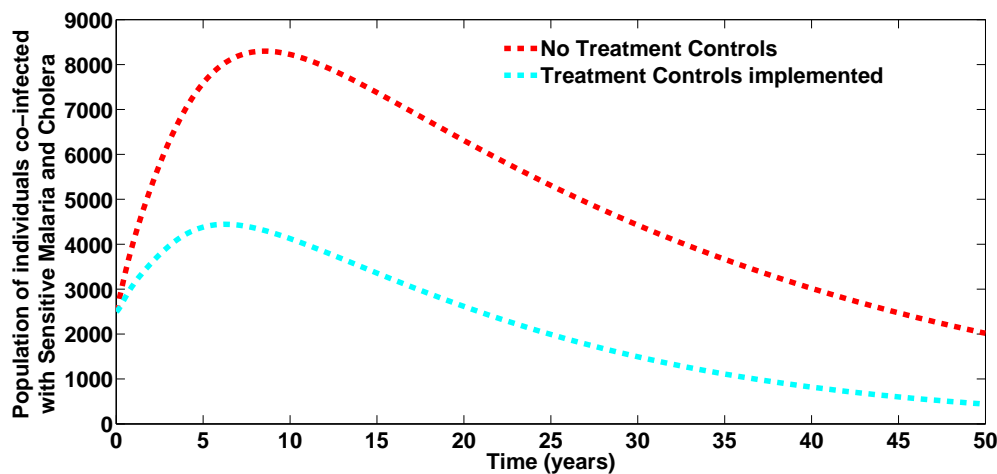


Figure 2: Simulations of the model (2) showing the total number of untreated of sensitive strain and co-infected with cholera, when there is no drug resistance. Here, $\sigma_{m1} = \sigma_{m2} = 0$. All other parameters as in Table 2

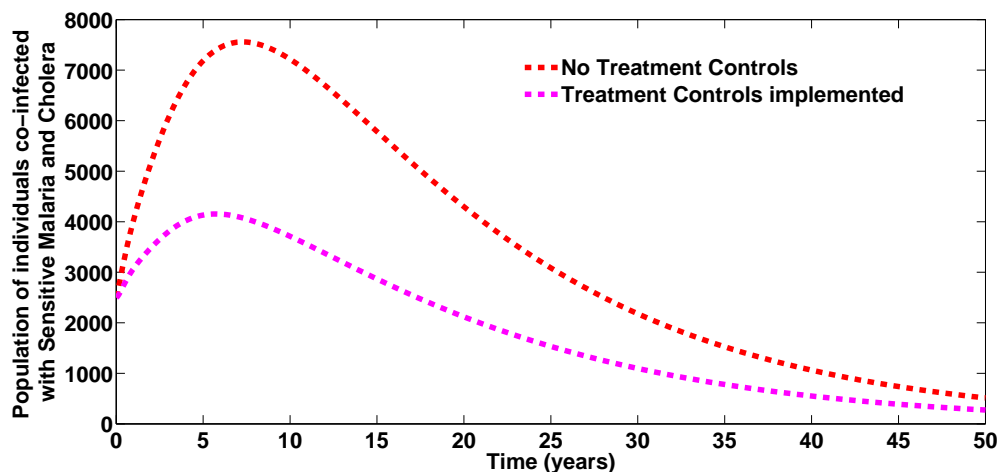


Figure 3: Simulations of the model (2) showing the total number of untreated of sensitive strain and co-infected with cholera, when there is drug resistance. Here, $\sigma_{m1} = \sigma_{m2} = 0.4$. All other parameters as in Table 2

Figure 8 shows the simulation of the total number of infected individual at different initial conditions. It is observed that the resistant strain drives the sensitive strain to extinction when both reproduction numbers are greater than unity, with $(1 < \mathcal{R}_{0MS} < \mathcal{R}_{0MR})$. both strains co-exist with the sensitive strains dominating the resistant strain when both reproduction number are greater than unity $(1 < \mathcal{R}_{0MR} < \mathcal{R}_{0MS})$. Likewise when both reproduction numbers are greater than unity with $(\mathcal{R}_{0MS} = 3.54103 \approx 3.54688 = \mathcal{R}_{0MR})$, both strain co-exist with th sensitive strain dominating but not driving the resistant strain to extinction.

6 Conclusion

In this work, we have considered and analyzed a mathematical model for two strains of Malaria and Cholera with optimal control. The model assessed the impact of treatment controls in reducing the burden of the two diseases in a population, in the presence of malaria drug resistance. The model was shown to exhibit the dynamical property of backward bifurcation when the associated reproduction number is less than unity. The global asymptotic stability of the disease-free equilibrium of the model was proven not to exist. The necessary conditions for the existence of optimal control and the optimality system for the model is established using the Pontryagin's Maximum Principle. Numerical simulations

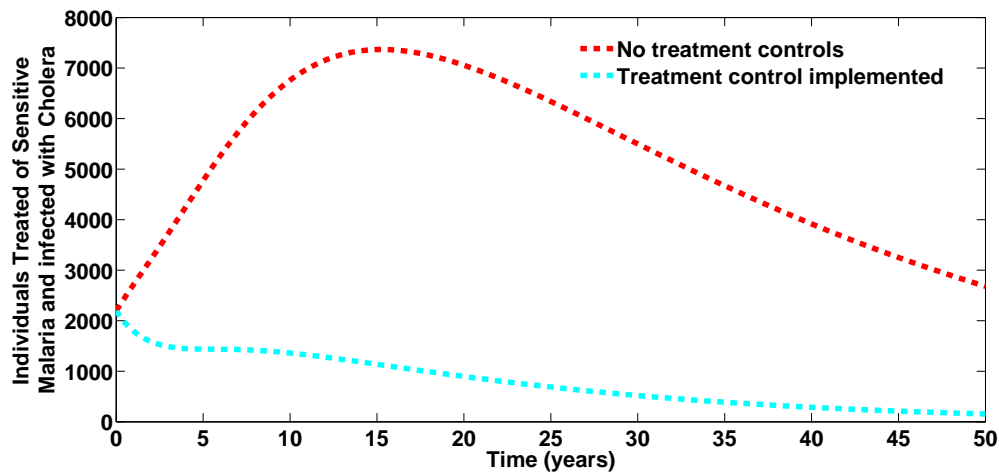


Figure 4: Simulations of the model (2) showing the total number of treated of sensitive strain and co-infected with cholera, when there is no drug resistance. Here, $\sigma_{M1} = \sigma_{M2} = 0$. All other parameters as in Table 2

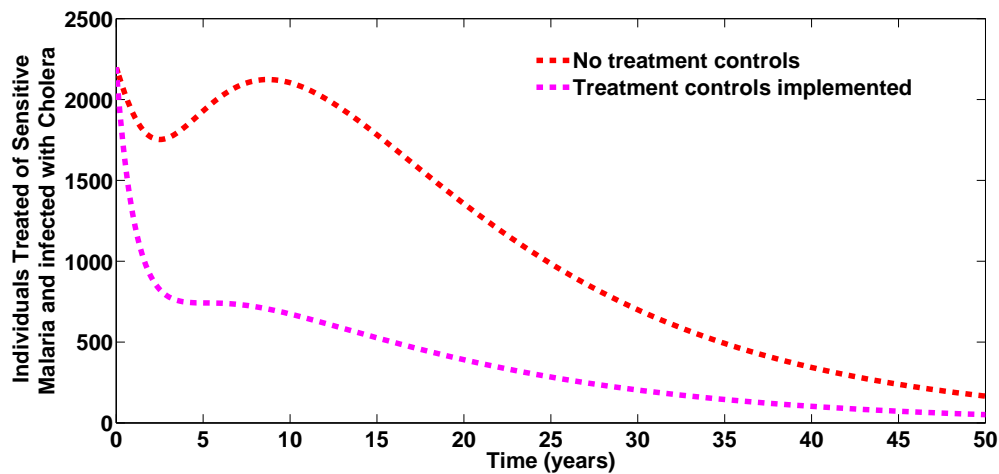


Figure 5: Simulations of the model (2) showing the total number of treated of sensitive strain and co-infected with cholera, when there is drug resistance. Here, $\sigma_{M1} = \sigma_{M2} = 0.4$. All other parameters as in Table 2

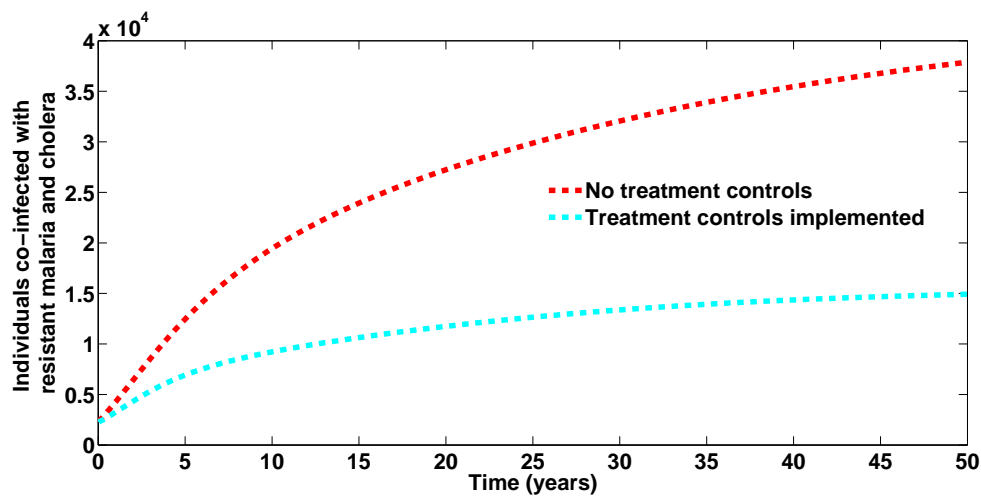


Figure 6: Simulations of the model (2) showing the total number of individuals co-infected with resistant malaria and cholera, when there is no drug resistance. Here, $\sigma_{M1} = \sigma_{M2} = 0$. All other parameters as in Table 2

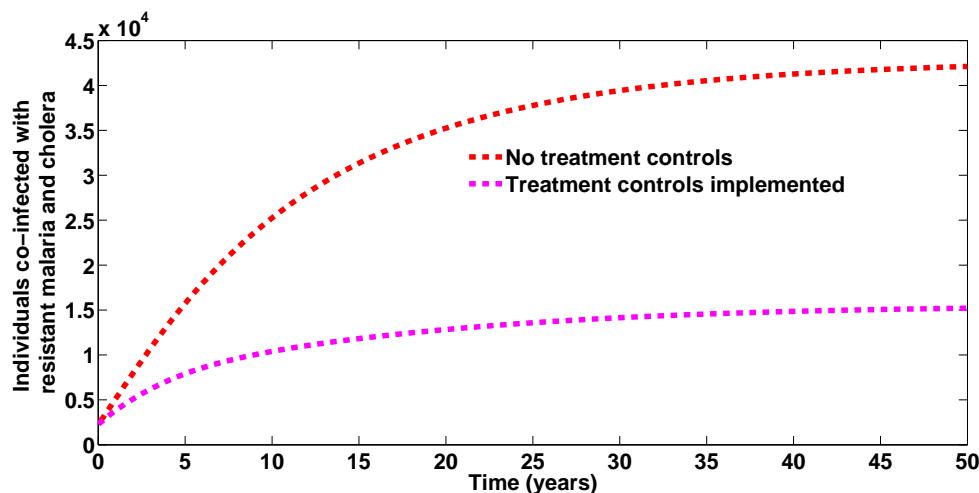


Figure 7: Simulations of the model (2) showing the total number of individuals co-infected with resistant malaria and cholera, when there is drug resistance. Here, $\sigma_{M1} = \sigma_{M2} = 0.4$. All other parameters as in Table 2

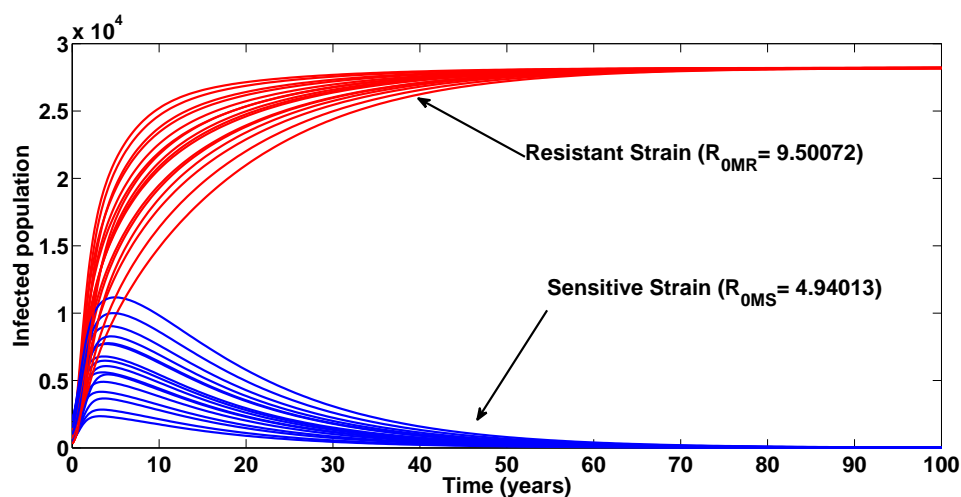


Figure 8: Simulations of the model (2) showing the total number of infected individuals at different initial conditions. Here, $\beta_M = 7.034$, $\beta_T = 7.09$, $\eta_R = 1.2$, (so that $\mathcal{R}_{0MS} = 4.94013 < \mathcal{R}_{0MR} = 9.50072$). All other parameters as in Table 2

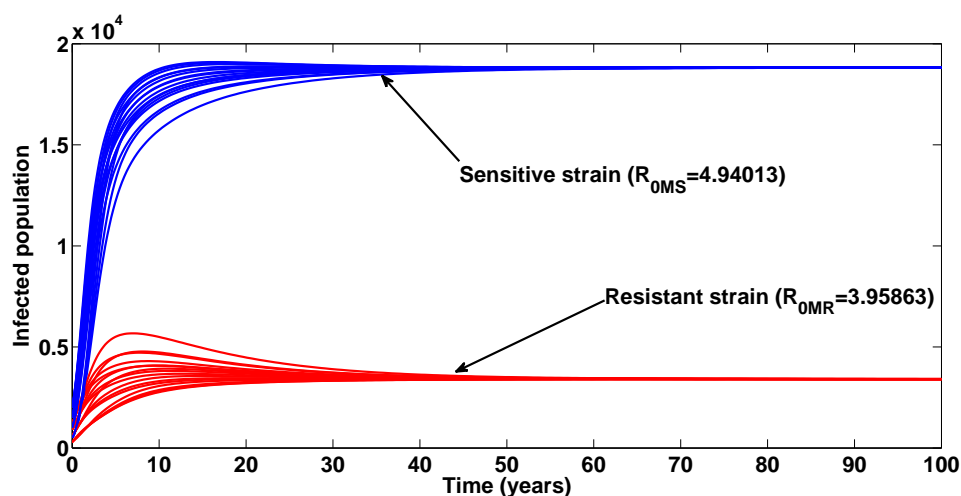


Figure 9: Simulations of the model (2) showing the total number of infected individuals at different initial conditions. Here, $\beta_M = 7.034$, $\beta_T = 7.09$, $\eta_R = 0.5$, (so that $\mathcal{R}_{0MS} = 4.94013 > \mathcal{R}_{0MR} = 3.95863$). All other parameters as in Table 2

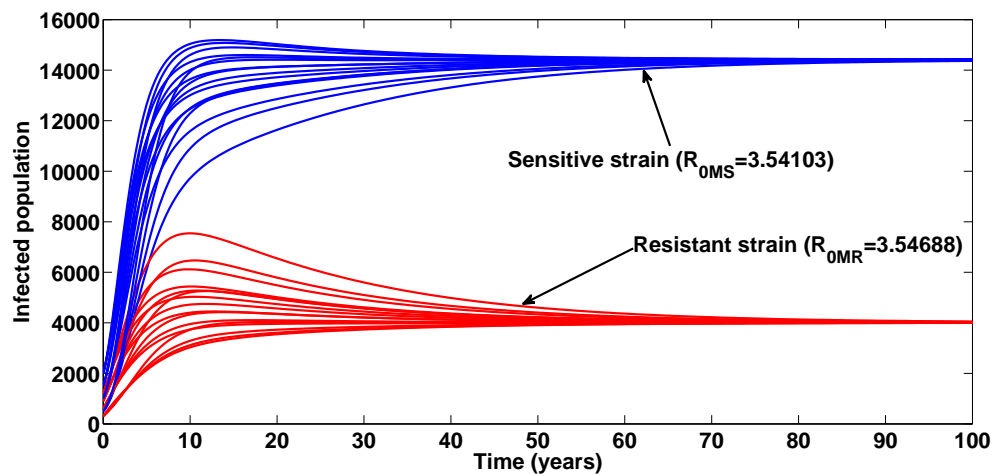


Figure 10: Simulations of the model (2) showing the total number of infected individuals at different initial conditions. Here, $\beta_M = 5.034$, $\beta_V = 5.09$, $\eta_r = 0.625$, (so that $\mathcal{R}_{0MS} = 3.954103 \approx \mathcal{R}_{0MR} = 3.54688$). All other parameters as in Table 2

of the optimal control model revealed that malaria drug resistance can greatly influence the co-infection cases averted, even in the presence of treatment controls for co-infected individuals

References

- [1] Birhanie M, Tessema B, Ferede G, Endris M, Enawgaw B (2014) Malaria Typhoid Fever, and Their Coinfection among Febrile Patients at a Rural Health Center in Northwest Ethiopia: A Cross-Sectional Study, *Advances in Medicine* Volume 2014, Article ID 531074, <http://dx.doi.org/10.1155/2014/531074>.
- [2] The World malaria report 2019, <https://www.who.int/malaria/publications/world-malaria-report-2019/en/>
- [3] Centres for Disease Control and Prevention (CDC) Cholera - *Vibrio cholerae* infection, <https://www.cdc.gov/cholera/general/index.html>. Accessed, 12th August, 2020.
- [4] Okuonghae D, Omame A, Analysis of a mathematical model for COVID-19 population dynamics in Lagos, Nigeria, *Chaos Solitons Fractals* 2020;139:110032
- [5] Omame A, Umana RA, Okuonghae D, Inyama SC, Mathematical analysis of a two-sex Human Papillomavirus (HPV) model, *International Journal of Biomathematics*, 11 (2018) (7)
- [6] Omame A, Okuonghae D, Umana RA, Inyama SC, Analysis of a co-infection model for HPV-TB, *Applied Mathematical Modelling*, 77 (2020) 881-901.
- [7] Omame A, Okuonghae D, Inyama SC, A mathematical study of a model for HPV with two high risk strains, in *Mathematics Applied to Engineering, Modelling, and Social Issues Studies in Systems, Decision and Control* (2020) 200, F. Smith, H. Dutta and J. N. Mordeson (eds.)
- [8] Umana RA, Omame A, Inyama SC, Deterministic and Stochastic Models of the Dynamics of Drug Resistant Tuberculosis; *FUTO Journals Series*, (2016) 2 (2) 173-194.
- [9] Uwakwe JI, Inyama SC, Omame A, Mathematical Model and Optimal Control of New-Castle Disease (ND). *Applied and Computational Mathematics*. (2020) 9 (3) 70-84. doi: 10.11648/j.acm.20200903.14
- [10] Esteva L, Gumel AB, de Leon CV, Qualitative study of transmission dynamics of drug-resistant malaria *Math. Comput. Model.* 50 (2009) 611-630.
- [11] Edward S, Nyerere N, A Mathematical Model for the Dynamics of Cholera with Control Measures, *Appl, Comput. Math.* 4(2);2015:53-63.
- [12] Agosto FB, Adekunle AI, Optimal control of a two-strain tuberculosis-HIV/AIDS co-infection model, *BioSystems*, (2014) (119) 20-24.
- [13] Okosun KO, Makinde OD, Optimal control analysis of malaria in the presence of non-linear incidence rate, *Appl. Comput. Math.* 12 (1) (2013) 20-32.
- [14] Omame A, Sene N, Nometa I, Nwakanma CI, Nwafor EU, Iheonu NO, Okuonghae D, Analysis of COVID-19 and comorbidity co-infection Model with Optimal Control, medRxiv preprint doi: <https://doi.org/10.1101/2020.08.04.20168013>.
- [15] Z. Mukandavire, A. B. Gumel, W. Garira and J.M Tchuente, Mathematical Analysis of a Model for HIV-Malaria Co-infection, *Math. Biosci. Eng.* 6 (2) (2009) 333-362.

- [16] S. Mushayabasa, J. M. Tchuente, C. P. Bhunu and E. Ngarakana-Gwasira, Modeling gonorrhoea and HIV co-interaction, *BioSystems*, 103 (1) (2011) 27-37.
- [17] J. Naresh and A. Tripathi, Modelling and analysis of HIV-TB co-infection in a variable size population, *Math. Model. Anal.* 10 (3) (2005) 275-286.
- [18] A. Nwankwo and D. Okuonghae, Mathematical analysis of the transmission dynamics of HIV Syphilis Co-infection in the presence of treatment for Syphilis, *Bull. Math. Biol.* 80 (3) (2018) 437-492.
- [19] Lakshmikantham S, Leela S, Martynuk AA, *Stability Analysis of Nonlinear Systems*, Marcel Dekker, Inc., New York, 1989.
- [20] Hethcote HW, The mathematics of infectious diseases, *SIAM Rev.* 2000;42(4):599-653.
- [21] van den Driessche P, Watmough J, Reproduction numbers and sub-threshold endemic equilibria for compartmental models of disease transmission, *Math. Biosci.* 180 (2002) 29-48.
- [22] Castillo-Chavez C, Feng Z, Huang W, On the computation of R_0 and its role on global stability, in *Mathematical Approaches for Emerging and Reemerging Infectious Diseases: An Introduction* (Minneapolis, MN, 1999), 229-250, IMA Vol. Math. Appl., 125 Springer New York.
- [23] Castillo-Chavez C, Song B, Dynamical models of tuberculosis and their applications, *Math. Biosci. Eng.* 2 (2004) 361-404.
- [24] Blayneh KW, Cao Y, Kwon HD, Optimal control of vector-borne diseases: treatment and Prevention, *Discrete Cont. Dyn. Syst. B* 11 (3) (2009) 587-611.
- [25] Robert JS, Hove-Musekwa SD, Determining effective spraying periods to control malaria via indoor residual spraying in sub-saharan Africa, *J. Appl. Math. Decis. Sci.* (2008) ArticleID 745463, Hindawi Publishing Corporation.
- [26] Aron JL, May RM, The Population Dynamics of Malaria, in: R.M. Anderson (Ed.), *Population Dynamics of Infectious Diseases*, Chapman and Hall, London, 1982, pp. 139-179.
- [27] Ishikawa H, Ishii A, Nagai N, Ohmae H, Harada M, Suguri S, Leafasia J, A mathematical model for the transmission of *Plasmodium vivax* malaria, *Parasitol. Internat.* 52 (2003) 81-93.
- [28] Pontryagin LS, Boltyanskii VG, Gamkrelidze RV, Mishchenko EF, *The Mathematical Theory of Optimal Processes*, Wiley, New York, 1962.
- [29] Lenhart, S., Workman, J.T., *Optimal Control Applied to Biological Models*. Chapman & Hall, Boca Raton, (2007).