

1 **TITLE PAGE**

2

3 **Manuscript title:** A systematic review of the smartphone applications available for corona virus disease 2019
4 (COVID19) and their assessment using the mobile app rating scale (MARS).

5 **Author Names and Affiliations:**

6 Samira Davalbhakta¹; Shailesh Advani, MD, PhD²; Shobhit Kumar³; Vishwesh Agarwal⁴; Samruddhi Bhoyar⁵;
7 Elizabeth Fedirko, ⁵; Durga Prasanna Misra, MD, DM, FRCP⁷; Ashish Goel, MD, MPH⁶; Latika Gupta, MD,
8 DM⁷, Vikas Agarwal, MD, DM, FRCP⁷.

9 **Affiliation/ institution:**

10 ¹ Byramjee Jeejeebhoy Government Medical College and Sassoon General Hospitals, Pune, India

11 ² Social Behavioural Research Unit, National Human Genome Research Institute, National Institutes of Health,
12 Bethesda, Maryland, USA

13 ³ King George's Medical University, Lucknow, India

14 ⁴ Mahatma Gandhi Missions Medical College, Navi Mumbai, India

15 ⁵ University of Massachusetts, Amherst, Massachusetts, USA

16 ⁶ Department of Medicine, University College of Medical Sciences, New Delhi, India

17 ⁷ Department of Clinical Immunology, Sanjay Gandhi Postgraduate Institute of Medical Sciences, Lucknow,
18 India

19

20 **Acknowledgements**

21 Michael Beadle, Arya Ghatge- Participated in the mobile application screening and rating process.

22 **Corresponding Author:**

23 Latika Gupta, MD, DM, Assistant Professor

24 Department of Clinical Immunology and Rheumatology

25 Sanjay Gandhi Postgraduate Institute of Medical Sciences

26 Lucknow, India

27 Phone- +91 05222495182

28 Email- drlatikagupta@gmail.com

29

30 Declarations:

31 **Funding-** None

32 **Conflict of interest:** The authors declare that there is no conflict of interest.

33 Code Availability: Not Applicable

34 **Author Contributions:** All authors were involved with study design, data collection, analysis, manuscript
35 preparation and finalizing the draft.

36 **Article type:** Review

37 **Keywords:** Smartphone application; COVID-19; Pandemic; Contact tracing; Mobile application rating scale.

38 **Running head:** Systematic review of smartphone apps for COVID-19.

39

40

41

42

43

44

45

46

47

48

49

50

51

52

53

54

55

56

57

58

59

60

61
62
63
64
65
66
67
68
69
70
71
72
73
74
75
76
77
78
79
80
81
82
83

Abstract

The global impact of COVID-19 pandemic has increased the need to rapidly develop and improve utilization of mobile applications across the healthcare continuum to address rising barriers of access to care due to social distancing challenges and allow continuity in sharing of health information, assist with COVID-19 activities including contact tracing, and providing useful information as needed. Here we provide an overview of mobile applications being currently utilized for COVID-19 related activities. We performed a systematic review of the literature and mobile platforms to assess mobile applications been currently utilized for COVID-19, and quality assessment of these applications using the Mobile Application Rating Scale (MARS) for overall quality, Engagement, Functionality, Aesthetics, and Information. Finally, we provide an overview of the key salient features that should be included in mobile applications being developed for future use. Our search identified 63 apps that are currently being used for COVID-19. Of these, 25 were selected from the Google play store and Apple App store in India, and 19 each from the UK and US. 18 apps were developed for sharing up to date information on COVID-19, and 8 were used for contact tracing while 9 apps showed features of both. On MARS Scale, overall scores ranged from 2.4 to 4.8 with apps scoring high in areas of functionality and lower in Engagement. Future steps should involve developing and testing of mobile applications using assessment tools like the MARS scale and the study of their impact on health behaviors and outcomes.

84 **Background**

85 As the Covid-19 pandemic unfolds, it becomes imperative to expand public health activities to estimate the
86 epidemiology for this virus and assess its short term and long term impacts. ¹ This medical disaster necessitates
87 innovative solutions to address unmet needs as the disease continues to evolve and infect people globally. ²
88 Collection of adequate exposure information, characterizing disease burden and dissemination of information
89 that helps with prevention, containment and contact tracing are vital to supporting public health efforts. In such
90 situations, the use of mobile health applications facilitates self-guided collection of population-level data,
91 delivery of information, addresses knowledge gaps, prevents the spread of misinformation, navigate individuals
92 to accurate and validated health resources. ³

93 Mobile applications provide a unique opportunity in terms of its ability to allow distant connectivity
94 with flexibility of function, design and accessibility. ⁴ Current estimates suggest that the global usage of
95 smartphones stands at 3.5 billion as of June 2020 that provides a large userbase to help coordinate and
96 implement mobile interventions to disseminate and help with pandemic response. ^{5,6} For example, the
97 Singaporean government released a mobile phone app, TraceTogether, that is designed to assist health officials
98 in tracking down exposures after an infected individual is identified. ⁷ Further, Israel passed a legislation to
99 allow the Government to track people with suspected infection through access of their mobile phone data. ⁸ In
100 the U.S. recent legislations have expanded scope of telemedicine to involve use of mobile applications for
101 healthcare and preventive reasons. ⁹ Numerous applications have already been developed globally and are
102 available on the website ((see <https://mhealth-hub.org/mhealth-solutions-against-covid-19>) . In the U.S and UK,
103 the COVID Symptom tracker app developed with the Coronavirus Pandemic Epidemiology Consortium (COPE)
104 is being widely used to track COVID-related exposure and infections. ¹⁰ However, the downside of this involves
105 access to a large number of applications, some of which can be sources of misinformation or information
106 overload thereby creating barriers to containment and mitigation efforts. Moreover, no universal guidelines exist
107 to ensure quality of these mobile applications to a gold standard.

108 Our current project aims to provide a systematic review of the literature on mobile
109 applications with multiple function including: information dissemination (ID), ID with symptom checking
110 (SSC), contact tracing alone, SSC, training health care workers, disinfection checklist, and service Apps around
111 COVID-19. Further, we provide an overall rating of the quality of the apps using The Mobile App Rating Scale
112 (MARS) ¹¹, a standardized metric, after providing an overview of their functions.

113

114 **METHODS**

115 Our systematic review was registered with PROSPERO (CRD 42020180878), consisted of a mixed methods
116 study where we provide an overview of smartphone applications designed for COVID-19 through both a
117 literature search as well as a search of mobile platforms for applications. We describe the app features and
118 assessed their quality in terms of engagement, functionality, aesthetics, and information provided using the
119 MARS instrument..¹¹

120

121 Search strategy

122 Mobile applications were searched on the Apple AppStore (AAS), Google Play Store (GPS), National Health
123 Services (NHS) Apps library and Myhealthapps.net. using the keywords- Covid, Corona, Pandemic, Covid-19,
124 SARS-COV2, Symptom, Health, Tracing, Novel coronavirus, 2019-nCoV, and Tracking. We limited our search
125 to applications released or updated for COVID-19 till May 5th, 2020 and screened these applications for their
126 title, description of the application on mobile platforms, its functions around COVID-19 and then completed a
127 comprehensive assessment of these mobile applications (**Figure 1a**). Due to rapidly evolving nature of the
128 COVID-19 pandemic and language restrictions, we limited our search to the United States, United Kingdom and
129 India. Only those smartphone applications with the main subject matter as Covid-19 and in the languages
130 English or Hindi were included in the study. Those applications that were duplicates and pay to download were
131 excluded. Two reviewers each, based across the United Kingdom, United States and India and with access to
132 these applications performed a comprehensive assessment of these mobile applications. Discrepancies
133 regarding selection of apps were resolved by a third reviewer in order to reach a consensus.. (Supplementary
134 Table 1).

135 Subsequently, data was extracted from each app (Supplementary **Table 2**) and each app was assessed
136 using the MARS rating scale.¹¹ The MARS evaluation tool is divided into three broad sections- App overall
137 quality, App subjective quality, and App specific quality. It consists of twenty-three questions that are designed
138 to help analyse engagement, functionality, aesthetics, information, and subjective quality of the mobile
139 applications. In addition, there are six final app specific questions that can be tailored to represent the target
140 health behaviour/ function of the application/study (**Figure 2**). The mean scores for each of the four subscales
141 (Engagement, Functionality, Aesthetics, and Information) was calculated, and the mean scores of those
142 subsections, used to rate the total quality score of the app ranged from zero to five. Hence the overall score on
143 these subscales would range from 0 to 5 and we would develop an average score by dividing the total sum score

144 by 4 i.e. 4 domains. The App subjective quality section and App specific section was calculated similarly.
145 These, however, were regarded separate from the app quality score. All reviewers underwent training in the use
146 of MARS using a 37-minute video available on YouTube ¹² which was followed by an independent review
147 exercise of a common app and discussion of scores to assess consensus. Disagreements were discussed with a
148 third reviewer, and ambiguous MARS items were clarified to ensure full comprehension of the scale. ¹¹

149 Statistical analysis

150 Unpaired students t-test was performed to analyse the difference in the means obtained in each section by Asian,
151 European, and North American apps with a p value of <0.05 considered as significant. Pearson's correlations
152 were used to analyse correlations between app downloads and MARS ratings. Microsoft excel was used for data
153 segregation and analysis.

154

155 **Literature search:**

156 A systematic search was conducted on PubMed (Medline), Cochrane central register for controlled trials,
157 Google Scholar and Turning Research Into Practice medical database from 9-10th of May 2020 to identify peer-
158 reviewed publications and grey literature on the utility of smartphone applications in the Covid-19 pandemic
159 and help aid our ongoing assessment of mobile platforms. ¹³

160 The screening process was conducted by two review team members using the keywords: "Covid",
161 "Corona", "Pandemic", "Covid-19", "SARS-COV2", "Novel coronavirus", "2019-nCoV", and "smartphone".
162 The articles were screened for relevance by title, abstract and eventually full-text review was performed for
163 included abstracts (**Figure 1b**). Articles in languages other than English were excluded. Those studies in which
164 the subject matter was unrelated to the use of smartphone apps in Covid-19 were excluded.

165

166

167

168

169

170

171

172

173

174

175 **RESULTS**

176 Our search identified 63 apps that were reviewed and performed a quality assessment on using the MARS scale.
177 Of these, 21 apps originated from Asia, 17 from Europe, 22 from North America, 2 from Australia, and 1 from
178 Russia (**Supplementary Figure 1**). Apps were classified based on their key functions- ID (n=18), ID with
179 tracking of individuals (n=9), or ID with SSC (n=15), contact tracing alone (n=8), SSC (n=7), training of
180 healthcare workers (n=3), disinfection checklist (n=1), and service apps [Delivery or fund-raising] (n=2).

181

182 **An overview of Characteristics of apps**

183 Of all the apps, 27 (39%) were developed through federal efforts, 14 (21%) by commercial units, 5 (7%) by a
184 University, 1 (1%) by an NGO and 16 (24%) by unknown organisations/ entities (**Supplementary Table 2**).
185 Data extraction for the number of downloads of the app was only possible on the android apps as that
186 information is not available on the Apple app store (AAS). The average star rating of apps on both the stores
187 was 4.2 (± 0.07)

188

189 The number of app downloads ranged from 10+ to 50,000,000+. The most downloaded and reviewed app on the
190 Google play store (GPS) was *Aarogya Setu* developed by the Government of India (50,000,000+ downloads and
191 343,842 reviews), with a government mandate for download by all Indians especially those who travel or are
192 diagnosed with COVID-19, with a GPS star rating of 4.6 out of 5 (Supplementary Table 2). In addition to
193 providing self-screening technology, it displays alerts of COVID-19 patients diagnosed within a 500 meter, 1, 2,
194 5, and 10-kilometre radius of the user which is a useful tool to understand the disease load in the proximity of an
195 individual. Average star rating on play store was 4.2 (± 0.5).

196

197 **Mobile Applications Overview**

198 **App quality assessments and ratings using MARS**

199 The mean overall MARS score obtained was 3.7 of 5 ($SD = \pm 0.58$). Of 63 applications, 23 apps had a score
200 above and equal to 4, most of which were from the information with symptom checker (8), information with
201 tracking (6), and purely information dissemination (5) categories. Eleven apps had a score of less than 3
202 (**Table 1**). The highest rated app was *Covid-19 UAE* (4.8) closely followed by *First Responder Covid-19* (4.8)
203 and the lowest score was for *Corona 360* (2.4).

204 All the apps were initially assessed using MARS for Engagement, Functionality, Aesthetics and
205 Information mean scores for each subscale (out of 5) calculated (details in Figure 2). Overall, apps scored
206 highest in the functionality (4.5, SD=0.6) domain, followed by aesthetics (3.8, SD=0.8), information (3.5,
207 SD=0.8) and engagement (3.1, SD= ±0.8).

208 *Covid-19 UAE* scored a 5 in the Engagement, Functionality, and Aesthetics and 4.2 in the information
209 sub-scale. In comparison, *Corona360* scored 1.6 in engagement, 3.3 in functionality, 3.3 in aesthetics and 2 in
210 information. *Corona360* is an app developed by a private company, which aimed to create a map based visual
211 database of individuals infected with COVID-19 by allowing anonymous sharing of the users' status of infection
212 along with their approximate location. This app lacked methods of customisation or user engagement. The
213 singular graphic used in the app for a map with locations of infected individuals made it difficult to use and slow
214 to load, which might have contributed to low engagement.

215 Apps from Asia scored higher in functionality (mean difference 0.54 (± 0.13) 95% CI= 0.3 to 0.8, p=
216 0.0001), while the UK (8 of 17 from Europe) and North American apps together scored higher in the
217 information subscale (mean difference 0.6 (± 0.2) 95% CI= -1.0 to -0.1, p= 0.01). Aesthetics, engagement and
218 total scores did not differ between the western and Asian Apps. Thus, the apps based in the Indian subcontinent
219 were sufficiently interactive and functioned smoothly, but lacked in either quality, or quantity of information
220 provided. In comparison, those apps developed in North America of the United Kingdom had credible,
221 necessary information, but lacked in creative methods of presentation of this information which could be
222 understood by the masses. A detailed analysis into each sub-scale was performed using the components of the
223 MARS scale¹¹ as previously described:

224

225 **1) Engagement**

226 Two apps scored a 5 in this section- *First Responder* and *Covid-19 UAE* while Pakistan's National Action Plan
227 scored the lowest, with a score of 1.4. *First Responder* was developed by Stanford University and designed
228 especially for healthcare workers to screen their symptoms and, if needed, schedule a testing appointment at
229 Stanford Health Care. The app has a well-chosen colour scheme. Key features of this app included the use of
230 pictorial representations of healthcare workers admixed with color-coded sections that make it easy for the users
231 to navigate through different sections. It increased its level of interaction with the user by the self-screening
232 feature of the app, wherein the user can assess their health themselves and be given further guidance as to

233 whether they should self-quarantine or go to a health care provider. Enough customisation was present in the
234 form of an edit function in self-screening history and the notification settings.

235 The *Covid-19 UAE* developed by the Ministry of Health UAE's official mobile app on Coronavirus
236 management provides users with real-time Coronavirus case information and keeps the app users engaged by
237 sharing news up to date with regional news and events. Its content presentation includes eye catching graphics
238 such as use of cartoon graphics representing viruses on top of each section. The app gives a color-coded
239 description of current status of patients: including newly diagnosed cases, deaths and those that recovered.
240 Moreover, it allows customisation to three different languages, including English, and a self-assessment section
241 for Covid-19.

242 Pakistan's National Action Plan for Covid-19 was created by a private company and aimed to provide
243 information on the steps the country will take to tackle Covid-19. This app scored low in this section as it lacked
244 any form of graphics altogether. The information was present as a PDF with the only interaction being the
245 ability to change the pages and did not engage its users overall.

246

247 **2) Functionality**

248 Twenty-eight apps scored a 5 in the functionality sub-scale. Of these, *Jaano* and *COVA Punjab* worked with
249 appropriate speed and switching between sections of the app was smooth. The menu labels and icons were
250 interactive and clear instructions and navigations made apps like *Babylon- Healthcare service* and
251 *NHS24: Covid-19* easy to use and easily comprehensible.

252 As for those apps which scored the lowest (<2.5), the main operation of the app did not work appropriately. For
253 example, if the purpose of the app was to provide a map of infected individuals in the locality, the map itself
254 would not open.

255

256 **3) Aesthetics**

257 *T COVID'19* and *Odisha Covid Dashboard* both available on the GPS and AAS, scored a 5 in this section. *T*
258 *COVID'19* developed by Government of Telangana, India from provides updates regarding the cases and deaths
259 due to Covid-19, information about the nearest health centres, essential services, and Government
260 announcements, and allows self-symptom checks and tracking of infected individuals. The salient feature of this
261 application involves use of interactive icons used to depict different sub-sections of the app; for example, the
262 icon for 'telemedicine' included a doctor with a chat box next to him. *Odisha COVID Dashboard* utilises colour

263 codes to depict the main sections of the app, which increases its visual appeal. Each graph is explained carefully
264 and clearly with the colours to depict the case burden i.e. red, orange, green and grey depicting confirmed,
265 active, recovered and deceased cases respectively. Further the map provides a heatmap of the State to represent
266 Covid-19 infection burden across state districts. The graphics used were overall of a high quality. Further, the
267 app posts important announcements including health advisories in forms of health posters.

268 The apps scoring the lowest in this section (2.3) intended to track the user's location and alert of a
269 possibility of exposure. Poor aesthetics, including low quality graphics, and small buttons and icons made
270 navigation difficult, and hampered the ability to perform its main function.

271

272 4) Information

273 The highest rated app in the information sub-scale was *1-Check COVID* (4.8) followed closely by *NHS24:*
274 *Covid-19* (4.75). *1-Check COVID* was developed by health experts from the University of Nebraska Medical
275 Center. It has an accurate and precise description on the app store, which clearly depicts the goals, i.e. providing
276 a real-time situational awareness of Covid-19 and public health risk assessment survey. The app asked for
277 details about the users' symptoms, travel, medical conditions, and exposure with clarity, and provided credible
278 health information links (e.g. Centre of Disease Control) to help the user learn more about Covid-19 features.
279 Further, the NHS:24 app provides appropriate advice based on a simple symptom assessment. It may advise its
280 users to call an NHS number (111) or advise self-isolation for a period, based on NHS guidelines. This
281 information is easy to comprehend and written in simple and easy language. Besides, numerous sections covered
282 a range of topics, and many of these contained further links to other reliable websites (e.g. NHS Inform). The
283 Information was presented under a clear heading, categorised into sections e.g. General Advice, Testing and
284 Physical Distancing.

285

286 **App subjective quality items and App specific items** (Figure 2)

287 The median app subjective quality score was 3.25 (± 1.01). Top and lowest scoring apps in the specific items are
288 summarized in **Table 1**.

289

290 **Correlation between MARS app quality score, and the number of downloads/ app star rating**

291 The MARS scores and number of downloads did not correlate [$r^{(2)} = 0.082, p = 0.65$]. No correlation was found
292 between the MARS score and app star ratings either [$r^{(2)} = 0.064, p = 0.64$]. However, a significant correlation

293 was found between app star ratings and MARS scores for those apps used in North America [$r(2)$
294 = 0.6, $p = 0.006$].

295

296 **Literature Search**

297 We identified 144 articles based on our search strategy (Figure 1B). After reviewing our inclusion and exclusion
298 criteria, 134 research studies were excluded, majority of which were due to their content being unrelated to our
299 study. For example, those articles which focused on specialty practice during COVID-19 and telemedicine,
300 smartphone enabled technology that did not involve an application, or studies that utilized apps to assess for
301 mental health outcomes among COVID-19 patients.

302 A total of ten studies were found on this subject and have been detailed in **table 2**. Majority of ongoing research
303 focused towards development of smartphone app technology for contact tracing with the preservation of user
304 data, apps for information dissemination to healthcare workers in a region ($n=1$), and smartphone app enabled
305 technology for diagnostics. The more descriptive studies reviewed the evidence of the utility of smartphone apps
306 for COVID-19 based on countries' experiences (**Table 2**). Only one application included in our study, The
307 *COVID-19 Symptom Tracker* mobile application, conducted an observational study to provide scientific
308 evidence of the app's utility. Through the application, they were able to acquire important information regarding
309 the population dynamics of the disease amongst the users. Comparisons between symptoms of users and test
310 results allowed generation of hypotheses for further research. Important results in their study demonstrated that
311 the app could predict in advance the COVID-19 incidence of a region. ¹⁴

312

313 **DISCUSSION**

314 To our knowledge, our study is one of the first to perform a comprehensive assessment of mobile applications
315 being used during the COVID-19 pandemic. Smartphone applications have an immense potential to control the
316 spread of misinformation associated with the COVID-pandemic, raise awareness, allow contact tracing and
317 finally, help improve provision of the preventive and clinical care of patients. We identified 63 mobile
318 applications from different regions which scored across the MARS continuum and differed in terms of their
319 functionality, aesthetics, information sharing and overall purpose. The app downloads did not correlate with
320 quality, suggesting the need to revisit the app usage strategies among individuals and advisories by federal or
321 health authorities.

322 Our results identified 63 apps that are currently being utilised across different arenas of the pandemic.
323 Overall, the apps analysed by us demonstrated above average quality. Most (53) of the apps acquired 5/5 in
324 functionality of which only one fifth (12) apps scored similarly in Engagement. This shows that most apps focus
325 on their functioning without considering features that make the app equally engaging and important to an
326 increased userbase. Moreover, the large number of apps delegated by various countries and organisations could
327 potentially cause confusion amongst users regarding the utility and preference. The fact that the app quality did
328 not correlate with downloads supports this possibility. Moreover, extending the usage of quality apps designed
329 in one region to others may be a cost-efficient and relevant administrative exercise in the face of a global
330 economic collapse. We identified *Covid-19 UAE*, *NHS24: Covid-19*, *Odisha Covid Dashboard*, and *I-Check*
331 *COVID* as exemplary apps in the engagement, functionality, aesthetics, and information domains respectively.

332 Interestingly, the apps developed in Asia were user-friendly and designed to ensure that most of the
333 users understood the application and used it effectively. With over 500,000,000 smartphone users in this
334 country¹⁵ and considerable variations in socioeconomic status including differences in education attainment
335 these characteristics are extremely necessary to be considered in developing a user-friendly app. On the other
336 hand, the apps accessed from Europe/ North America remained focused on information. Though high quality
337 and from credible sources, they often lacked creative or interactive methods to portray this information. This
338 may potentially decrease the assimilation of the knowledge amongst the users, defeating the purpose.

339 Besides, apps developed in the west tended to focus on information dissemination, with very few
340 contact tracing or symptom checking apps. On the contrary, most apps developed in India have been created
341 with the main purpose of contact tracing, or symptom checking. Emerging events of data leaks and
342 technological failure have raised heightened concerns over data-safety laws which range from very stringent
343 (e.g. Germany) to blurry, and almost non-existent in some countries. In a time with abundant anxiety and chaos
344 alongside over uncertainty about the future, this could be a recipe for disaster.

345 ‘*Aarogya Setu*’ a contact tracing app developed by the Government of India ¹⁶ has 50,000,000+
346 downloads. It’s ability to function adequately and provide credible information make it a suitable app to reach
347 out to the large population of India. However, the requirement of constant blue-tooth access and location
348 tracking, has been perceived as a violation of privacy, more so as it lacks the mandatory layers of system
349 privacy expected by an App promoted at such a scale. ^{17,18} The use of centralized digital contact tracing is
350 debatable. Governments like France, UK, and Italy favour centralization wherein their public health authorities
351 receive information immediately, about contacts of infection. Others including companies like Google and

352 Apple prefer a decentralized approach. Here, the contacts are notified of proximity to an infected individual and
353 can choose to share this information with health authorities. Recently a mandate to download the Aarogya Setu
354 app for screening in public spaces received harsh criticism from proponents of ethics and cyber-laws.¹⁹
355 Although the use of smartphone applications comes with numerous concerns regarding data privacy, studies
356 have shown that it may be possible to use apps to fight Covid-19 while preserving an individual's right to
357 privacy.^{20,21}

358

359 Repurposing can deliver useful and quality apps in a timely fashion, with the added advantage of
360 accessing active users who have already downloaded the app. Apps such as *Babylon-Healthcare service*, *CDC*,
361 *WebMD*, and *MyGov* have been repurposed for COVID-19. Updating these to perform functions like contact
362 tracing could save time and effort. Moreover, merely 24 of the 63 apps assessed by us had overlapping functions
363 (Information dissemination with self-symptom checker/ contact tracing). The presence of most necessary
364 functions in one place is essential to facilitate a wide usage of the app.

365 Research into smartphone applications for Covid-19 is sparse. Despite the plethora of Apps in the
366 market, our literature search identified only ten studies pertaining to this subject. Most of them demonstrated
367 that the development of a privacy preserving contact tracing technology enabled by a smartphone app is
368 possible. Two studies focused on the utility of smartphone apps in diagnostics for Covid-19 patients, advocating
369 its use due to its ease and self-diagnostic nature. Patients in need of heart rate monitoring, or those requiring
370 Covid-19 testing could possibly use this novel technology themselves and report it to a healthcare provider.
371 Future Randomised Controlled Trials (RCTs) using mobile applications for Covid-19 and its impact on public
372 awareness, disease spread, and healthcare delivery are warranted. Health apps advocated for the protection of
373 users during a global pandemic such as this must be backed by scientific evidence, without which a strong hold
374 on the quality and utility of the app is bound to be missing.

375 The psychometric properties of the MARS scale are proven to be reliable and valid, thus the use of this
376 tool provides great strength to our study.¹¹ With a large range of keywords and an additional literature search,
377 our study has a very wide reach by using a mixed methods approach. Further, our study provides a
378 comprehensive assessment of all mobile applications across three regions which are currently experiencing
379 rapidly rising burden of COVID-19 related cases and deaths and hence, identifying the key scientific features of
380 mobile applications that should be used in design and engagement remains very crucial to sustained public
381 health efforts aimed at mitigating this disaster. However, apps in languages other than English and Hindi could

382 not be assessed, which limits the generalizability of our results to other regions. Despite a high interrater
383 reliability ¹¹ the reviewer's subjectivity might have influenced the ratings awarded and caution must be
384 exercised while interpreting the results portrayed in this review. In addition, there is a likelihood that the
385 features of the apps portrayed by us are different from the updated versions of the app and might have been
386 addressed in apps developed after this review. This possibility is inevitable considering the rapidity with which
387 apps are developed and reformed.

388

389

390 **CONCLUSION**

391 In the recent Covid-times, the market has seen the appearance of numerous mobile-applications for tracking and
392 managing the pandemic. The app-market remains disorganized and unregulated in several countries. The present
393 review provides an overview of mobile applications available in United Kingdom, USA and India; summarize
394 their strengths and limitations through a qualitative assessment; and delineates key functions and features
395 needed for future applications. Rapid population-based longitudinal studies and randomized trials would
396 characterize the use and efficacy of mobile apps on health knowledge, behaviours and use to limit the spread of
397 COVID-19 and help reduce its burden on the public health and clinical systems.

398

399

400

401

402

403 **Legends to figures and tables**

404 Figure 1a: PRISMA- Mobile app search

405 Figure 1b: PRISMA- Literature search

406 Table 1: App quality ratings

407 Table 2: Literature search results.

408 **Supplementary files**

409 Supplementary Table 1: Discrepancies resolved while eliminating apps by name and abstract review

410 Supplementary Table 2: Characteristics of apps assessed using the MARS

411 Figure 2: MARS structure

412 Figure 3: Map of country of origin

413

414

415

416

417

418

419

420 REFERENCES

- 421 1. Shereen MA, Khan S, Kazmi A, Bashir N, Siddique R. COVID-19 infection: Origin, transmission, and
422 characteristics of human coronaviruses. *J Adv Res.* 2020;24:91-98. doi:10.1016/j.jare.2020.03.005
- 423 2. Agarwal V, Sharma S, Gupta L, et al. COVID-19 And Psychological Disaster Preparedness – An Unmet
424 Need. *Disaster Med Public Health Prep.* Published online June 25, 2020:1-9. doi:10.1017/dmp.2020.219
- 425 3. Wood CS, Thomas MR, Budd J, et al. Taking connected mobile-health diagnostics of infectious diseases
426 to the field. *Nature.* 2019;566(7745):467-474. doi:10.1038/s41586-019-0956-2
- 427 4. Nayak S, Blumenfeld NR, Laksanasopin T, Sia SK. Point-of-Care Diagnostics: Recent Developments in a
428 Connected Age. *Anal Chem.* 2017;89(1):102-123. doi:10.1021/acs.analchem.6b04630
- 429 5. Udugama B, Kadhiresan P, Kozlowski HN, et al. Diagnosing COVID-19: The Disease and Tools for
430 Detection. *ACS Nano.* 2020;14(4):3822-3835. doi:10.1021/acsnano.0c02624
- 431 6. Infectious disease experts provide evidence for a coronavirus mobile app for instant contact tracing |
432 University of Oxford. Accessed May 28, 2020. [http://www.ox.ac.uk/news/2020-03-17-infectious-disease-](http://www.ox.ac.uk/news/2020-03-17-infectious-disease-experts-provide-evidence-coronavirus-mobile-app-instant-contact)
433 [experts-provide-evidence-coronavirus-mobile-app-instant-contact](http://www.ox.ac.uk/news/2020-03-17-infectious-disease-experts-provide-evidence-coronavirus-mobile-app-instant-contact)
- 434 7. Cho H, Ippolito D, Yu YW. Contact Tracing Mobile Apps for COVID-19: Privacy Considerations and
435 Related Trade-offs. *ArXiv200311511 Cs.* Published online March 30, 2020. Accessed May 17, 2020.
436 <http://arxiv.org/abs/2003.11511>
- 437 8. Lomas N. Israel passes emergency law to use mobile data for COVID-19 contact tracing | TechCrunch.
438 Tech Crunch. Published March 18, 2020. Accessed May 19, 2020.
439 [https://techcrunch.com/2020/03/18/israel-passes-emergency-law-to-use-mobile-data-for-covid-19-contact-](https://techcrunch.com/2020/03/18/israel-passes-emergency-law-to-use-mobile-data-for-covid-19-contact-tracing/)
440 [tracing/](https://techcrunch.com/2020/03/18/israel-passes-emergency-law-to-use-mobile-data-for-covid-19-contact-tracing/)
- 441 9. Keesara S, Jonas A, Schulman K. Covid-19 and Health Care’s Digital Revolution. *N Engl J Med.*
442 Published online April 2, 2020:NEJMp2005835. doi:10.1056/NEJMp2005835
- 443 10. Mayor S. Covid-19: Researchers launch app to track spread of symptoms in the UK. *BMJ.* Published
444 online March 27, 2020:m1263. doi:10.1136/bmj.m1263
- 445 11. Stoyanov SR, Hides L, Kavanagh DJ, Zelenko O, Tjondronegoro D, Mani M. Mobile App Rating Scale:
446 A New Tool for Assessing the Quality of Health Mobile Apps. *JMIR MHealth UHealth.* 2015;3(1):e27.
447 doi:10.2196/mhealth.3422
- 448 12. *MARS Training Video.* Accessed May 26, 2020.
449 <https://www.youtube.com/watch?v=25vBwJQIOcE&feature=youtu.be>
- 450 13. Trip Medical Database. Accessed July 2, 2020. <https://www.tripdatabase.com/>

- 451 14. Drew DA, Nguyen LH, Steves CJ, et al. *Rapid Implementation of Mobile Technology for Real-Time*
452 *Epidemiology of COVID-19*. *Epidemiology*; 2020. doi:10.1101/2020.04.02.20051334
- 453 15. Smartphone Users in India Crossed 500 Million in 2019, States Report. News18. Published January 30,
454 2020. Accessed May 28, 2020. [https://www.news18.com/news/tech/smartphone-users-in-india-crossed-](https://www.news18.com/news/tech/smartphone-users-in-india-crossed-500-million-in-2019-states-report-2479529.html)
455 [500-million-in-2019-states-report-2479529.html](https://www.news18.com/news/tech/smartphone-users-in-india-crossed-500-million-in-2019-states-report-2479529.html)
- 456 16. Government of India. Aarogya Setu Mobile App | MyGov.in. my Gov. Accessed May 17, 2020.
457 <https://www.mygov.in/aarogya-setu-app/>
- 458 17. Biswas AC Soutik. Why is India's contact tracing app controversial? *BBC News*.
459 <https://www.bbc.com/news/world-asia-india-52659520>. Published May 15, 2020. Accessed May 28,
460 2020.
- 461 18. Digital Smartphone Tracking for COVID-19: Public Health and Civil Liberties in Tension | Infectious
462 Diseases | JAMA | JAMA Network. Accessed May 28, 2020.
463 [https://jamanetwork.com/journals/jama/fullarticle/2766675?guestAccessKey=33c7c499-0432-4a44-ad24-](https://jamanetwork.com/journals/jama/fullarticle/2766675?guestAccessKey=33c7c499-0432-4a44-ad24-a7197bce54d8&utm_source=silverchair&utm_medium=email&utm_campaign=article_alert-jama&utm_content=olf&utm_term=052720)
464 [a7197bce54d8&utm_source=silverchair&utm_medium=email&utm_campaign=article_alert-](https://jamanetwork.com/journals/jama/fullarticle/2766675?guestAccessKey=33c7c499-0432-4a44-ad24-a7197bce54d8&utm_source=silverchair&utm_medium=email&utm_campaign=article_alert-jama&utm_content=olf&utm_term=052720)
465 [jama&utm_content=olf&utm_term=052720](https://jamanetwork.com/journals/jama/fullarticle/2766675?guestAccessKey=33c7c499-0432-4a44-ad24-a7197bce54d8&utm_source=silverchair&utm_medium=email&utm_campaign=article_alert-jama&utm_content=olf&utm_term=052720)
- 466 19. Aarogya Setu: Why India's Covid-19 contact tracing app is controversial - BBC News. Accessed June 18,
467 2020. <https://www.bbc.com/news/world-asia-india-52659520>
- 468 20. Yasaka TM, Lehrich BM, Sahyouni R. Peer-to-Peer Contact Tracing: Development of a Privacy-
469 Preserving Smartphone App. *JMIR MHealth UHealth*. 2020;8(4):e18936. doi:10.2196/18936
- 470 21. Abeler J, Bäcker M, Buermeyer U, Zillessen H. COVID-19 Contact Tracing and Data Protection Can Go
471 Together. *JMIR MHealth UHealth*. 2020;8(4):e19359. doi:10.2196/19359
- 472
- 473
- 474
- 475
- 476

Figure 1a : PRISMA-mobile app search

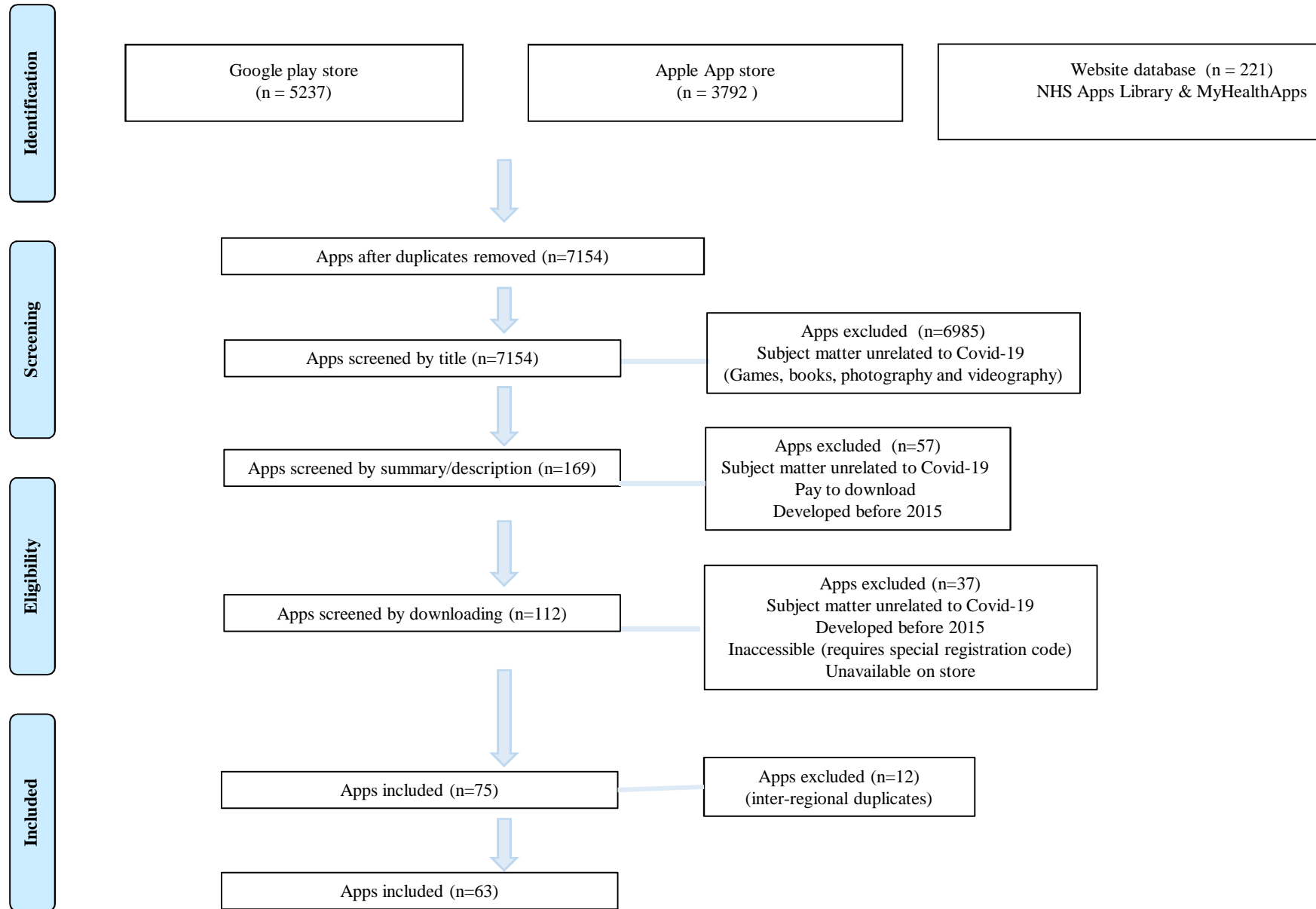


Figure 1b: PRISMA literature search

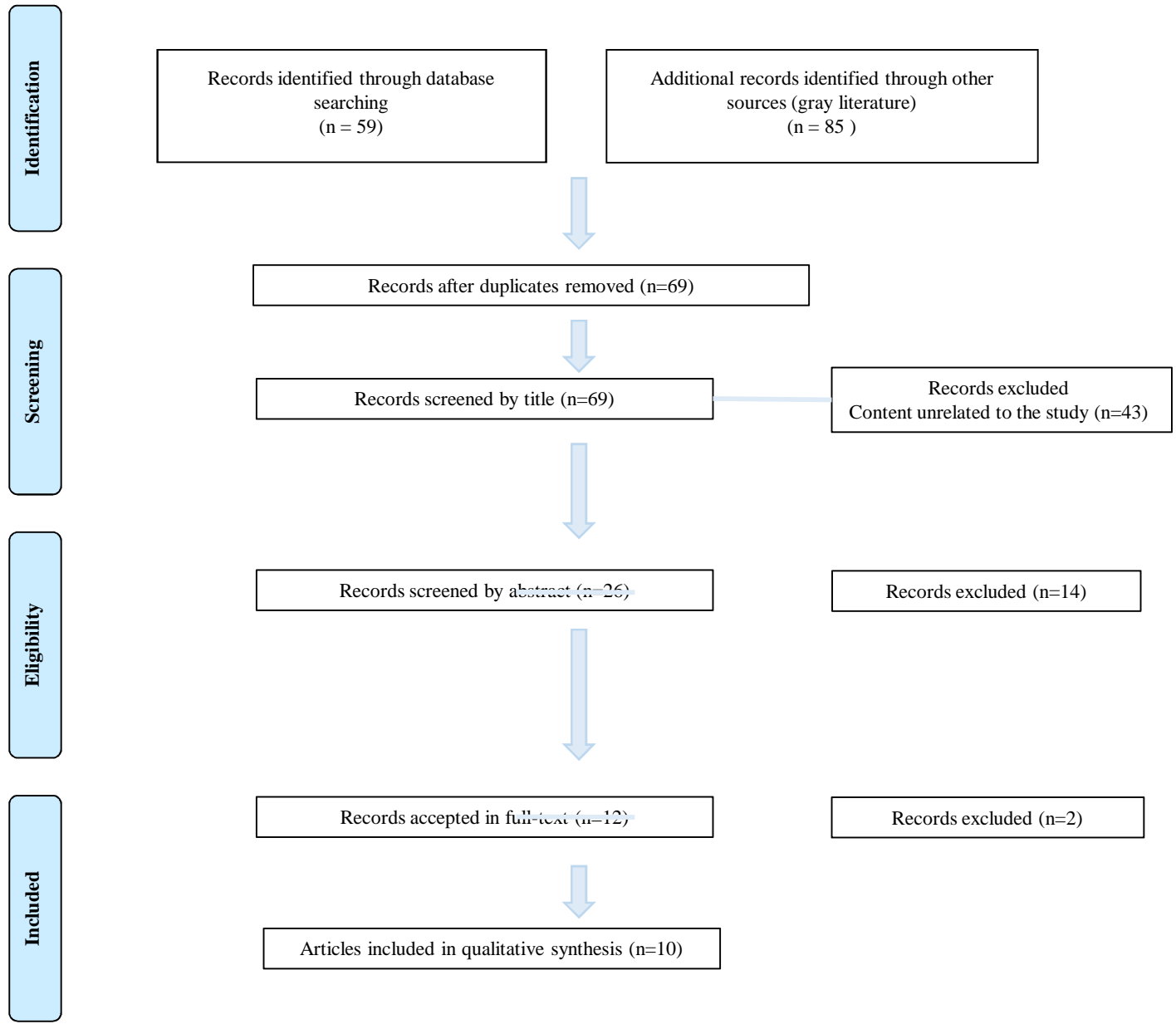


Figure 2: MARS structure

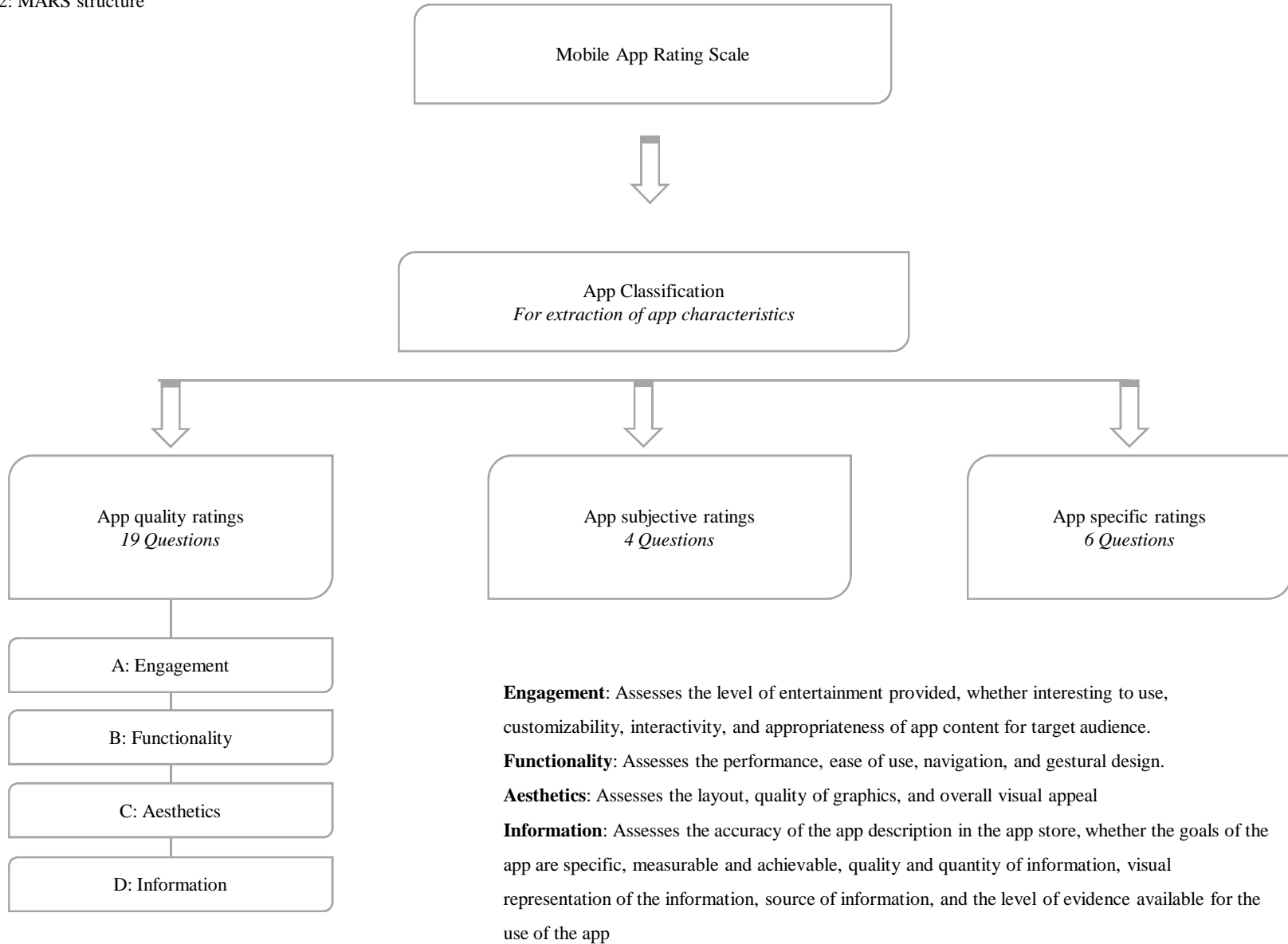


Figure 3: Map of country of origin

- Information D + Tracking
- Information d + check symptoms
- Information dissemination
- Contact tracing
- Service apps (Deivery) + Raise funds
- Disinfection check
- HCW training
- Self symptom checker

