

1 **Country differences in hospitalisation, length of stay, admission to Intensive Care Units,**
2 **and mortality due to SARS-CoV-2 infection at the end of the first wave in Europe: a rapid**
3 **review of available literature**

4

5 Elizabeth A Lane^{1, 2}, Damien J Barrett^{2, 5}, Miriam Casey¹, Conor G. McAloon³, Áine B. Collins^{1,}
6 ², Kevin Hunt⁴, Andrew W. Byrne⁵, David McEvoy⁶, Ann Barber¹, John Griffin¹, Patrick Wall⁶
7 and Simon J. More¹

8

9 ¹ Centre for Veterinary Epidemiology and Risk Analysis, UCD School of Veterinary

10 Medicine, University College Dublin, Belfield, Dublin D04 W6F6, Ireland;

11 ² Department of Agriculture, Food and the Marine, Administration Building, Backweston

12 Campus, Celbridge, Co. Kildare, Ireland;

13 ³ Section of Herd Health and Animal Husbandry, UCD School of Veterinary Medicine,

14 University College Dublin, Dublin D04 W6F6, Ireland;

15 ⁴ School of Biosystems and Food Engineering, University College Dublin, Belfield, Dublin

16 4, Ireland;

17 ⁵ One Health Scientific Support Unit, Department of Agriculture, Food and the Marine,

18 Kildare Street, Dublin 2;

19 ⁶ School of Public Health, Physiotherapy and Sports Science, University College Dublin,

20 Belfield, Dublin 4, Ireland.

21

22 Running title: Country differences in hospitalisation and length of stay following SARS-CoV-2

23 infection

24 Corresponding author: Elizabeth A Lane

25 Tel: Int-353-01-5058706; Mobile: Int-353-87-2433849

26 Email: Elizabeth.lane@ucd.ie

NOTE: This preprint reports new research that has not been certified by peer review and should not be used to guide clinical practice.

27 **Abstract**

28 **Objectives:** Coronavirus disease (COVID-19) caused by the SARS-CoV-2 virus is spreading
29 rapidly worldwide and threatening the collapse of national health care systems. The
30 development of effective resource models are critical for long term health planning. The aim
31 was to evaluate the available literature, to consider parameters affecting hospital resources,
32 to effectively guide health policy and planning for future waves of infection.

33 **Design:** A detailed search of the literature, using Google Scholar, PubMed, MedRxiv and
34 BioRxiv, was conducted for the time period 1st Dec 2019 to 31st May 2020; using appropriate
35 keywords: resultant articles were scrutinised in detail, and appraised for reported data
36 pertaining to hospitalization and hospital length of stay (LOS).

37 **Results:** Disease presentation was described in China; 81 % mild, 14 % moderate and 5 %
38 severe. The experience, thus far, in Europe and the USA are suggestive of a higher degree of
39 severity. Initial reports suggest high hospitalisation and ICU admittance rates. More recent
40 reports from the European Centre for Disease Prevention and Control (ECDC) lower this
41 estimation. Perhaps the relative age, the level of pre-existing conditions, and other health
42 factors may be contributors to differences. Data from Irish cases suggest hospitalisation rate
43 may be lower in parts of Europe and time dependent. Hospital LOS is described in 55 articles,
44 with median lengths of stay between 3 and 52 days. The evidence regarding the LOS in ICU is
45 reported in 31 studies, 26 deemed relevant. The majority of studies report ICU LOS between
46 7 to 11 days. Many of these studies are likely skewed towards shorter stay due to study cut-
47 off dates. Indications based on ICU LOS reported for patients continuing care suggest median
48 ICU stay will progressively increase.

49 **Conclusions:** These parameter estimates are key to the development of an effective health
50 care resource model. Based on our appraisal of the literature, is it essential that Europe
51 manages mitigation measures to ensure that hospital and ICU capacity does not become
52 overwhelmed to manage COVID-19 in subsequent infection waves.

53

54 **Keywords:** Hospitalisation, Length of Stay, Hospital stay, ICU, SARS-CoV-2, COVID-19

55

56 **Strengths and limitations of this study**

- 57
- The study provides timely information on the differences in hospitalisation, length of
58 stay and ICU length of stay due to COVID-19 in a number of countries worldwide at
59 the end of wave one in Europe;
 - This rapid review builds on a previously available review paper that reported length
60 of stay in the early phase of the pandemic; many more studies outlining length of
61 stay, and in particular, ICU length of stay, are now available;
 - This rapid review reports on study mortality rate giving an interesting insight into
62 differences across countries and continents;
 - Limitations associated with any rapid review are pertinent to this study; a narrow
63 aim was set, and the sources of the literature may be limited by the time-limited
64 constraint of gathering relevant literature; and a number of articles available were in
65 pre-print form and only undergoing peer review; and
 - This rapid review provides evidence-based estimates of Hospital and ICU length of
66 stay due to COVID-19 infection across a number of countries to steer policy and
67 provide parameter estimates for utilisation within a hospital resource model as
68 preparations are made for subsequent waves of infection.
- 69
- 70
- 71
- 72

73

74

75 **INTRODUCTION**

76 Coronavirus disease (COVID-19) caused by the SARS-CoV-2 virus is spreading rapidly across
77 the world, threatening the collapse of many national health care systems and exerting a
78 grave impact on the global economy. As of 31st May 2020, data compiled from the European

79 Centre for Disease Prevention and Control (ECDC) [1] reported 6,028,135 confirmed
80 infections of COVID-19 cases worldwide with 368,944 deaths recorded. The SARS-CoV-2
81 virus, first reported in December 2019 in Wuhan China, has spread to 213 countries and
82 territories. By 31st May 2020, European countries, including the European Union (EU-27), the
83 UK, Norway, Switzerland and Iceland have reported 1,429,104 cases and 166,421 deaths
84 following infection with SARS-CoV-2 infection [1]
85
86 Clinical presentations of COVID-19 range from asymptomatic to life threatening and fatal. In
87 China, 81 % of COVID-19 cases were considered mild, 14 % severe and 5 % critical [2,3]. The
88 experience in European countries has differed, and varied among countries. The eighth
89 update report from the ECDC [4] indicates that up to 30 % of diagnosed COVID-19 cases
90 were hospitalised in some countries. Individual studies from Italy [5,6] indicated a higher
91 proportion were accessing intensive care unit (ICU) care, with 16 and 18 % of all COVID-19
92 patients being cared for in an ICU setting. However, the European wide analysis report [4]
93 suggests that 2.4 % of cases presented with severe illness requiring respiratory support or
94 ICU care; the most recent report; the ninth update [7] lowers this estimate (median 2 %).
95
96 Worldwide, age and co-morbidities have been demonstrated as major risk factors for the
97 development of severe disease [3,4,7-14]. Children are implicated as possible asymptomatic
98 carriers of SARS-CoV-2 virus and a number of articles report both symptomatic and
99 asymptomatic infection in children [3,15-20]. Many, but not all [17], studies indicate a higher
100 proportion of cases are male [4,7-9, 21-24]; and recent risk assessments conducted by the
101 ECDC [4,7] indicates that males are at higher risk of death compared with their female
102 contemporaries. Close contact with a case is a risk factor [2], and the basis of public health
103 advice includes social distancing and staying at home apart from essential activity [4]. Other

104 factors, including smoking [25] have been highlighted as risk factors for severe infection.
105 There are indications too that infection rate may be altered by blood-group [21,26].
106
107 The prevention of infection among health care workers is of critical importance to the
108 management of this pandemic. Of serious concern to policymakers is the clear evidence
109 indicating that both healthcare workers and hospitalised persons are at particularly high risk
110 of exposure [2, 27]. Indeed some of the work conducted early in the epidemic reported that
111 hospital-associated transmission of virus was suspected in 41% of patients [28]. Of concern
112 too, many healthcare authorities are bringing retired medics and nurses back into service.
113 The placement of these people considered vulnerable due to their age must be considered.
114 At a national level, the latest work by Stier et al. [29] emphasizes population density, with
115 attack rates increasing with city size.
116
117 Preparedness is key and resource matching to clinical requirement essential. Previous work
118 [30] suggests a large variation in availability of critical care bed in the EU / EEA area, ranging
119 from 29.2 in Germany to 4.2 in Portugal for critical care beds per 100,000 population.
120 Perhaps this is key to understanding the difference in coping between different EU
121 countries. Clearly too, differences will exist between cultures, few western governments will
122 seek to use hospitalisation as a tool for quarantine. An comprehensive review on length of
123 hospital stay in the early part of the pandemic was conducted by Rees et al. [31]. Large
124 variations across studies within China (4 to 53 days) and outside China (4 to 21 days) were
125 reported. However the early studies offered limited evidence for length of ICU stay. Rees et
126 al. [31] reports ICU stay in 8 studies, four within and four outside China, and limited by study
127 subjects so early in the pandemic. Many of the early studies reported hospital length of stay
128 (LOS) for groups with a defined outcome, died or discharged, many too indicated a short
129 follow up time. It is key to consider the influence of those continuing in care. As the infection

130 is spreading across the world, this rapid review paper considers parameters affecting
131 hospital resources resulting from infection with SARS-CoV-2 beyond the evidence published
132 from China. The objective is to evaluate the current scientific literature from across the
133 developed world with the overall aim to influence health policy and support evidence-based
134 decision-making as countries in Europe prepare for a second wave of infection. The
135 proportion of patients hospitalized and their outcomes in terms of mortality rate due to
136 infection with SARS-CoV-2 infection is discussed. The proportion of patients who required
137 critical or ICU care is outlined. Time spent hospitalised, both in a general and an ICU setting,
138 is considered. For those who have been admitted to an ICU, the length of time pre-ICU, the
139 length of time in ICU was collated from available literature. These estimates are central to
140 national resource modelling, which are being developed to aid policymakers to ensure
141 optimal resourcing during subsequent infection waves in this pandemic.

142

143 **MATERIALS AND METHODS**

144 *Initial study appraisal*

145 This paper follows the Preferred Reporting Items for Systematic Reviews and Meta-
146 Analyses—Extension for Scoping Reviews (PRISMA-ScR) checklist [32]. A comprehensive
147 search of the scientific literature and national and international government reports was
148 conducted by contributing researchers for the time period 1st December 2019 to 20th May
149 2020. The search engines Google Scholar, PubMed, MedRxiv and BioRxiv were used, using
150 the following keywords: (“Novel coronavirus” OR “SARS-CoV-2” OR “2019-nCoV” OR “COVID-
151 19”) AND (“length of stay” OR “duration of stay” OR “hospital stay” OR “ICU”). No restriction
152 on language was imposed as long as the abstract was available in English. References within
153 these publications were also searched as additional possibilities for inclusion. Inclusion
154 criteria for ‘the proportion of cases hospitalised’ were papers that reported the proportion
155 of hospitalised and proportion of those hospitalised accessing higher level care including

156 critical care and ICU care. Inclusion criteria for LOS included articles that reported length of
157 hospital stay, length of stay in ICU, and length of stay prior to admission to ICU. Each article
158 was assessed briefly for suitability for inclusion in this study. Papers that did not report
159 hospitalisation, length or duration of time in hospital or in ICU were discarded. The latest
160 governmental reports from the Health Protection Surveillance Centre (HPSC), Ireland [33],
161 and from the Intensive Care National Audit and Research Centre (ICNARC), UK [24] were
162 consulted after the 30th May cut-off.

163

164 *Study appraisal*

165 All articles and reports that described the proportion of COVID-19 positive cases
166 hospitalised, the proportion of cases that were admitted to higher level care including
167 critical or ICU care, the length of hospital stay or the duration of hospital stay or length of
168 time in critical care or ICU were scrutinised in detail, and appraised for reported data and
169 quality of the scientific evidence. Parameter estimates for the length of stay in non-ICU or in
170 an ICU setting from the relevant articles were recorded and evaluated.

171

172 For quality control, studies were (1) selected from search terms outlined above and initially
173 screened by three members of the team (*KH, SM and LL*), with parameters identified and
174 recorded; (2) reviewed and supplemented by manual search by *LL*, again with parameters
175 identified and recorded, and (3) the review was then internally reviewed by an additional
176 three members of the team (*SM, DB, MC*), and cross-referenced with other parameter
177 synthesis documents being developed by the group (*all authors*). Details of the resultant list
178 (*n = 263*), which included published and pre-printed articles, were entered in an Excel file.

179

180 Some 55 studies relating to hospital LOS and 31 studies or reports relating to LOS in ICU
181 were selected for detailed scrutiny as they each reported summary estimates with a
182 corresponding variance.

183

184 *Source data and management*

185 Data tabulating the number of notified cases and deaths for all countries and Territories
186 worldwide for each calendar date was downloaded in Excel format from the European
187 Centre for Disease Prevention and Control [1]. Data was imported into STATA version 14
188 (STATA Corporation, USA). Sum of cases and deaths were tabulated for European countries
189 of the EU, the UK, Switzerland, Iceland and Norway (n = 31). Cumulative cases and deaths
190 were generated for each calendar day for countries of interest and expressed as a
191 percentage of cumulative deaths to cumulative cases. The crude mortality rate was
192 expressed as a percentage over time, from day of outbreak, defined as the day on which the
193 tenth case was reported, in selected European Countries.

194

195 Data regarding the epidemiological situation in Ireland was extracted from the Health
196 Protection Surveillance Centre daily epidemiological reports [33]. Data were entered into
197 Excel, then imported into STATA 14 to generate the trends in cumulative cases, percentage
198 of known cases hospitalised and the percentage of confirmed cases admittance into ICU over
199 time.

200

201 **RESULTS**

202

203 **TIMEPOINT OF THE PANDEMIC**

204 At study cut-off (31MAY2020), the European first wave of COVID-19 infection was ending
205 and government managed lockdown measures were being eased across the EU, the UK,

206 Switzerland, Norway and Iceland. Figure 1. Illustrates the European Centre for Disease
207 Control and Prevention (ECDC) notified COVID-19 cases and deaths in 31 European countries
208 (EU-27, UK, Switzerland, Norway and Iceland), and the seven day moving average during the
209 first wave of the pandemic; while a mean of 33k cases were notified daily in the 31 European
210 countries during the peak of the first wave of COVID-19 infections between 27MAR2020 to
211 05APR2020; the ten day period beginning 05JUN2020 recorded just mean of 5.5k daily.

212

213 << Insert Figure 1 here >>

214

215 **HOSPITALISATION RATE**

216 A summary of available scientific literature from the outbreaks worldwide relating to the
217 proportion of COVID-19 cases requiring hospitalisation and the need for stepped up medical
218 care, including critical care and ICU, by country, and hospital length of stay (LOS) where
219 reported is presented in Table 1. Data from 81 studies or reports are presented, of which 55
220 describe to hospital LOS.

221

222 << Insert Table 1 here >>

223

224 *European Centre for Disease Prevention and Control (ECDC updates)*

225 The European Centre for Disease Prevention and Control (ECDC) collates the laboratory-
226 confirmed cases reported to the European Surveillance System (TESSy) and thus far has
227 published nine update reports as the situation unfolds across Europe [4,7]. Preliminary
228 estimates of severity were collated based on the analysis of data from EU and EEA countries
229 and from the UK. As expected, some data were incomplete or missing in TESSy. The eight
230 update [4] indicates that 48,755 of 152,375 (32 %) were hospitalised based on data from 26
231 European countries; with a country median 28 % (IQR 14 to 63 %). Severe presentations that

232 required ICU and or respiratory support accounted for 2,859 of 120,788 (2.4 %) cases from
233 16 countries; median 1.4 % (IQR 0 to 33 %). Among hospitalized cases only, severe illness
234 was reported in 3,567 of 38,960 (9.2 %) cases from 19 countries, median 15 % (IQR 3.8 to 35
235 %). Death occurred in 1,005 of 9,368 (11 %) of hospitalized cases from 21 countries (3.9 %,
236 IQR 0 to 13 %). Age-specific risk increased among those 60 years and older, thus
237 consideration to age profile within a country is important. The report of 23rd April [7]
238 reported increased rate of hospitalisation with a pooled estimate of 42 % (160,485 of
239 381,410 cases); based on data from 19 countries, however the country median was 28 %
240 (IQR 16 to 39 %). Severe presentations that required ICU and or respiratory support
241 accounted for 5,456 of 220,412 (2 %) cases with data from 14 countries; median 2 % (IQR 0
242 to 4 %). Again, hospitalisation increased with age, and for males from 30 years. The changes
243 over time in the crude mortality rate for all notified cases since day of outbreak, defined as
244 the day on which the tenth case was notified, for selected European countries is presented
245 in Figure 2.

246

247 << Insert Figure 2 here >>

248

249 *USA Studies*

250 Admission rates to ICU in the USA varied between 4.9 to 11.5 % in the report conducted by
251 the CDC [85]. Myers et al. [89] indicated 8.7 % ICU admission in a study conducted in
252 California in March, whereas Lewnard et al. [99] observed a higher ICU admission rate (25.6
253 %) also in California. A number of studies conducted in New York outlined ICU admission
254 rates of 14.2 % [13]; 22 % [14]; 23.6 % [92]; and 36% [11]. Of significance, are the mortality
255 rates in hospitalised groups (and specifically not ICU only groups) reported in a number of US
256 studies: 15.4 % [89]; 15.6 % [85]; 21 % [13]; 21 % [91]; and 29 % [11].

257

258 In Ireland, the proportion of COVID-19 test positives cases (confirmed cases) hospitalised is
259 reducing with time (Figure 3). Daily epidemiology reports compiled by the Health Protection
260 Surveillance Centre [79] with data to March 30th reports a hospitalisation rate of 27.9 % (834
261 of 2,990 cases hospitalised) and admission to ICU in 4.2 % of cases (126 of 2,990). The
262 hospitalisation rate reduced over time to 17.5 % (1,968 of 11,261) by April 13th [80]; 13.5 %
263 (2,669 of 9,723) by 29nd April [81]; and 13.1 (2,878 of 21,908 cases by 4th May [82]. The rate
264 of admission to ICU reduced, concomitantly, from 4.2 % of cases (126 of 2,990) [79] to 1.7 %
265 (373 of 21,908) [82] of cases by May 4th. The reports collated by the HPSC [33] in Ireland
266 indicate that proportion of hospitalisations and transfer to ICU increased occurred with age.

267

268 << Insert Figure 2 here >>

269

270 **LENGTH OF STAY (LOS)**

271 *Hospital length of stay*

272 A summary of the literature pertaining to length of hospital stay in non-ICU settings due to
273 COVID-19, by country, is reported in Table 1. The overall length of hospital stay is reported in
274 55 studies or reports, with overall median lengths of stay between three days and fifty-five
275 days. Figure 4 illustrates the median (and IQR or range) of hospital LOS for relevant articles
276 within China (Figure 4a) and outside China (Figure 4b).

277

278 << Insert Figure 3 here >>

279

280 *Length of stay in ICU*

281 The literature pertaining to length of ICU stay due to COVID-19 is reported in Table 2,
282 including 31 studies and reports. Figure 5 illustrates the central tendency (and IQR or range)
283 for length of stay in ICU for relevant articles. In this figure, 26 studies are presented; Three

284 case studies were excluded due to small numbers of relevant cases [8,55,57]. Median
285 lengths of stay in ICU between 7 to 10 days were observed in studies based in China
286 [21,35,38,39,44,51]. European studies conducted by Graselli et al. [63] in Italy, Ceruti et al.
287 [75] in Switzerland, and the ICNARC report [24] report similar LOS between 7 to 11 days.
288 Earlier reports from the ICNARC [23] indicated shorter LOS for ICU patients, indicating the
289 bias towards shorter stay as fewer patients had progress through their complete stay.
290 However median LOS outlined by studies based in North America were more variable and
291 reported lengths of stay between 3.8 to 14 days for various resolved groups (Figure 3);
292 however three studies highlight the continuing care groups with extended median ICU stays
293 of 20 [101], 23 [110] and 36 days [96]. The Reyes-Gil et al. [90] study was excluded from
294 consideration as it was suspected that all patients contributed to the ICU LOS, even if not
295 admitted to ICU.

296

297 << Insert Figure 4 here >>

298

299 << Insert Table 2 combined here >>

300

301 *Length of hospital stay prior to transfer to ICU*

302 Length of hospital stay prior to transfer to ICU due to COVID-19, by country, is presented in
303 Table 2. Six studies made reference to time in hospital prior to ICU transfer, including two
304 small case series [57,83], thus excluded from consideration. A short LOS prior to ICU
305 admission is outlined in the remainder articles; including 0 days in Fan et al. [21], 1 day in the
306 UK ICNARC report [24] and Kim et al [104], and 2 days in Vanderburg et al [98].

307

308

309 *Length of hospital post ICU*

310 Length of hospital stay was rarely reported among the studies scrutinized, and thus not
311 described here.

312

313 **STUDY MORTALITY RATE**

314 The overall mortality rate for each study is illustrated in Figure 6.

315

316 **DISCUSSION**

317 **HOSPITALISATION RATE**

318 The relative variation in disease severity is very clear in the published literature from China,
319 with 81 % mild presentation, 14 % moderate presentation with 5 % severe or critical
320 presentations that require high-level on-going care in critical care beds or within the ICU
321 environment [3]. Nevertheless, the experience, thus far, in Europe and the USA would
322 suggest some countries are experiencing a higher degree of severity of COVID-19 being
323 reported. Early indications from Italy suggested hospitalisation rates of 30 % and admission
324 to ICU between 16 to 18 % [5,6]. While the eighth update report from the ECDC [4] restates
325 this but suggests, based on data from 16 EU countries, that respiratory and or ICU support is
326 needed in 2.4 % of cases; the ninth ECDC report [7] slightly revises this country specific
327 median 2 % (IQR 0 to 4 %). Observational studies conducted in the USA also report high rates
328 of hospitalisation [85], high proportion of patients admitted to ICU care and very high
329 mortality rates in hospitalised patients, even among studies with large numbers
330 [11,89,91,91,99,104]. The cause of the differences in disease presentation between
331 countries is not clear. Perhaps differences in case definition, the relative age of the
332 population, the level of pre-existing conditions within the population, and other health
333 factors may be contributing to these differences. Thus far, the experience in Italy suggests
334 that mitigation measures must be carefully managed to ensure ICU capacity is not reached
335 or breached. However, another major influencer on hospitalisation rate will be the definition

336 of a suspect case and the extent of COVID-19 testing within the community; the detection of
337 a greater number of milder cases, diagnosed within the community will ultimately influence
338 the hospitalisation rate. The influence of community testing is becoming evident in Ireland;
339 as April progressed, it was clear in each subsequent HPSC report [79,80,81,82] that the rate
340 of hospitalisation and proportion of patients admitted to ICU was reducing. This is evidence
341 perhaps that a broader case suspect definition and a wider testing approach will impact the
342 overall rate of hospitalisation and admission to ICU.

343

344 **LENGTH OF STAY (LOS)**

345 *Length of stay in hospital (Non-ICU)*

346 The overall length of hospital stay varied between 3 and 52 days among studies. Two of
347 these studies were case series based on the observations of 10 [56] or 12 [83] patients, a
348 further article [22] was based on data extracted from publicly available datasets. The studies
349 are very diverse in their reporting and presentation of hospital length data. The largest study
350 is from Italy [66] reporting the median hospital stay of 5 days for cases that did not require
351 ICU level of care. However, no range or confidence interval is described by this report.
352 Similar to the shorter duration of hospital stay in Italy, a more recent study conducted in the
353 USA [13], which examined hospital records of 5,700 sequential admissions to New York
354 hospitals, reported a short length of stay, with a median 4.1 days (IQR 2.3 to 6.8). The
355 hospital length of stay varies dramatically among different studies. Perhaps differences in
356 hospital capacity, overcrowding, government policy, funding source and other factors might
357 influence length of stay. Of interest Richardson et al. [13] indicates 45 patients were re-
358 admitted to hospital for further care, indicating perhaps the pressure on bed availability.
359 Argenziano et al. [92] outlines the critical situation faced in some Emergency Departments in
360 New York and describes the death of 14.7 % of ED only patients; patients who died in the
361 emergency room prior to being admitted to hospital. Given the large variation in length of

362 stay and the difference between continents; the studies relating to hospital LOS outside an
363 ICU setting were not appropriate to use to calculate a central tendency.

364

365 *Length of stay in hospital (ICU)*

366 With the exception of Bi et al. [51], the majority of Chinese studies reported median ICU
367 stays of 7 to 10 days [21,35,38,39,44]. The Bi et al. [51] study reported exceptionally long
368 hospital and ICU stays, with a median 34 day duration of stay in ICU, for 19 critically ill
369 patients. Similar median lengths of stay have been reported in Italy. The Italian report [66]
370 dated 28th May 2020 describes median LOS of 9 days if admitted to an ICU setting (n =
371 31,851); however, actual length of time in ICU and proportion or number of patients cared
372 for in ICU were not specified. It is important to note too that this report while including a
373 large number of cases, only includes those who have died, and hence will not reflect the
374 possible longer stay of survivors. Another Italian study conducted by Grasselli et al. [63]
375 reports the median length of ICU stay was 9 days (IQR 6 to 13 days) for 1,581 patients. A
376 Swiss study, too, outlined the median length of stay was 9 days for 41 patients followed to
377 discharge [75]. It is noticeable that length of ICU stay is more variable in US studies. In
378 particular studies that breakdown length of stay into those completed stay compared to
379 patients continuing care. It is evident that care must be taken with interpretation, continuing
380 care groups are reported to have longer stays; median LOS of 11.4 [96]; 14 [109]; and 23
381 days [92] are outlined. Albeit, the Argenziano et al. study [92] similar to the Italian report
382 [66] reports hospital LOS rather than specific ICU LOS. A smaller case series conducted by
383 Valente-Acosta [110] in Mexico highlights this continuing care group; this study describes a
384 case series of 33 patients admitted to ICU in Mexico city, the median LOS of 23 days is
385 indicative that LOS in ICU can be significant; although their continuing care group is only n =
386 4. The authors of the UK ICNARC [24] report highlight the continued bias towards shorter
387 stay; with both survivor and non-survivor groups reported to have a median LOS of 11 and 9

388 days, respectively [24]. Indeed, earlier reports from INCARC [23] reported shorter LOS of ICU
389 patients, as fewer persons had progressed through to completion of treatment. It is evident
390 that study cut-off, and short follow ups, have influenced reported ICU LOS; it is clear that the
391 influence of continuing care groups will lengthen length of ICU stay somewhat in time.

392

393 *Length of hospital stay prior to transfer to ICU*

394 The Median length of hospital stay prior to transfer to ICU was short varying from 0 to 2 days
395 in the relevant articles (21,24,98,104) indicating the short time at which patients not
396 admitted directly to ICU are identified for stepped up care.

397

398 **STUDY MORTALITY RATE**

399 It is evident from the data reported in Figure 6 that overall mortality rate varies among
400 studies. In the studies from Asia, the mortality rates were generally low, although rates
401 higher than 10% were noted in 6 studies. In contrast, the mortality rates reported in
402 European and North American studies were substantially higher, in almost all cases
403 exceeding 10% and often much higher. Apparent too, that median (or mean) age differs
404 among these studies; the median age is lower in Asia, only two (of 31) studies report groups
405 with a median age in their sixties, while Wu and Grogan [3] report an overall mortality rate
406 of 2.3 % with 87 % of participants aged between 30 and 79. In contrast, the European and
407 North American studies document an older median age, only one UK study conducted by
408 Boddington et al. [67] reports a median age in the forties (48) for the first few hundred UK
409 COVID-19 cases; indeed 23 of 26 studies conducted in Europe and North America report
410 median age above 60 in Europe of North America. Criteria for hospitalisation will have
411 varied between countries and continents, and are thus likely to influence the relative
412 severity among hospitalised patients. Important too, to note, that some studies such as Bi et
413 al. [51] have clearly indicated that hospitalisation was used as a tool for isolation or

414 quarantine, which is a practice not generally conducted in Europe or North America. An
415 alteration in case definition may also be a factor, and should be further explored. Atypical
416 case presentations for pneumonia are described in the elderly [112,113], and a US review
417 [113] outlines tachypnoea, delirium, unexplained tachycardia or lowered blood pressure as
418 presenting symptoms in the elderly. Early studies from China refer to COVID-19 pneumonia,
419 while more recent studies refer to COVID-19 illness. Differences in case presentation due to
420 age might be a contributor to the relative lower numbers of elderly patients not being
421 included in the studies within China. The influence of pre-existing conditions and BMI within
422 the geographical area also cannot be overlooked.

423

424 **CONCLUSIONS**

425 Differences in the severity of case presentations and outcomes have been described
426 between continents, and countries should base its expectation on those cases observed in
427 countries of similar demographics. Advice from the ECDC suggests hospitalisation rates of up
428 to 42 % can be expected; and admission to critical care and ICU levels in up to 3 % of cases,
429 to allow for spare capacity, as mitigation measures are relaxed in our jurisdiction. There is no
430 doubt that the case definition in use and the availability of community testing will determine
431 the hospitalisation rate within a country. In countries where community testing has been
432 significant, we can expect the rate of hospitalisation and the proportion requiring ICU level
433 care to be lower. Data in Ireland certainly supports this assertion.

434

435 The length of stay in hospital outside of the ICU setting, due to COVID-19 is highly variable in
436 the literature, with median estimates varying from 3 to 52 days. Studies diverged in their
437 inclusion criterion. It is likely that the aim of hospitalisation varied among countries.
438 Discharge criteria diverged in different jurisdictions, whether it related to a patient required
439 to test negative prior to discharge or where there was pressure to free up overcrowded

440 hospitals. Indeed, it is reported that some countries used hospitalisation to ensure
441 quarantine.

442

443 As the pandemic spreads rapidly throughout the world, more and more evidence regarding
444 the length of stay in ICU following COVID-19 has been reported. Many of these reports
445 indicate a median ICU length of stay between 7 to 11 days; however a number of these
446 studies report length of stay based only on resolved cases, and as such duration of stay is
447 likely skewed towards a short stay due to bias towards those who have completed their ICU
448 stay and are now discharged or have died. Thus the upper estimates of the range should be
449 considered for use in resource models. It is apparent too that the data generated by each
450 individual country during the initial months of the outbreak will be critical to estimate the
451 parameters used for any national resource model.

452

453 *Word count 4,511*

454

455 **CONFLICT OF INTEREST STATEMENT**

456 The authors do not have a financial or personal relationship with other people or
457 organisations that could inappropriately influence or bias the content of the paper.

458

459

460 **FUNDING**

461 All authors were employed through their home institutions. No additional funding was
462 used.

463

464

465 **REFERENCES**

- 466 1. European Centre for Disease Prevention and Control. Download today's data on the
467 geographic distribution of COVID-19 cases worldwide. 2020. Accessed 31MAY2020 at:
468 [https://www.ecdc.europa.eu/en/publications-data/download-todays-data-geographic-](https://www.ecdc.europa.eu/en/publications-data/download-todays-data-geographic-distribution-covid-19-cases-worldwide)
469 [distribution-covid-19-cases-worldwide](https://www.ecdc.europa.eu/en/publications-data/download-todays-data-geographic-distribution-covid-19-cases-worldwide)
- 470 2. World Health Organization (WHO). 2020. Report of the WHO-China Joint Mission on
471 Coronavirus Disease 2019 (COVID-19) 2020 [cited 2020 1 March]. Accessed at:
472 [https://www.who.int/docs/defaultsource/coronaviruse/who-china-joint-mission-on-](https://www.who.int/docs/defaultsource/coronaviruse/who-china-joint-mission-on-covid-19-final-report.pdf)
473 [covid-19-final-report.pdf](https://www.who.int/docs/defaultsource/coronaviruse/who-china-joint-mission-on-covid-19-final-report.pdf).
- 474 3. Wu Z, McGoogan JM. Characteristics of and Important Lessons From the Coronavirus
475 Disease 2019 (COVID-19) Outbreak in China: Summary of a Report of 72 314 Cases From
476 the Chinese Center for Disease Control and Prevention. *JAMA* 2020: E1-E4. ePUB
477 February 24, 2020. DOI:10.1001/jama.2020.2648 5.
- 478 4. European Centre for Disease Prevention and Control 2020. Coronavirus disease 2019
479 (COVID-19) pandemic: increased transmission in the EU/EEA and the UK – eighth
480 update, 8th April 2020. Stockholm. Accessed at:
481 [https://www.ecdc.europa.eu/sites/default/files/documents/covid-19-rapid-risk-](https://www.ecdc.europa.eu/sites/default/files/documents/covid-19-rapid-risk-assessment-coronavirus-disease-2019-eighth-update-8-april-2020.pdf)
482 [assessment-coronavirus-disease-2019-eighth-update-8-april-2020.pdf](https://www.ecdc.europa.eu/sites/default/files/documents/covid-19-rapid-risk-assessment-coronavirus-disease-2019-eighth-update-8-april-2020.pdf)
- 483 5. Cereda D, Tirani M, Rovida F, *et al*. The early phase of the COVID-19 outbreak in
484 Lombardy, Italy. Preprint. 2020. Accessed at: <https://arxiv.org/pdf/2003.09320.pdf>
- 485 6. Grasselli G, Presenti A, Cecconi M. Critical care Utilization for the COVID 19 outbreak in
486 Lombardy Italy. *JAMA Opinion* 2020; E1 – E2. ePUB March 13, 2020. Accessed at:
487 <https://jamanetwork.com/> by a NUS Libraries User
- 488 7. European Centre for Disease Prevention and Control 2020. Coronavirus disease 2019
489 (COVID-19) pandemic: increased transmission in the EU/EEA and the UK – ninth update,
490 23rd April 2020. Stockholm. Accessed at:

- 491 <https://www.ecdc.europa.eu/sites/default/files/documents/covid-19-rapid-risk->
492 [assessment-coronavirus-disease-2019-ninth-update-23-april-2020.pdf](https://www.ecdc.europa.eu/sites/default/files/documents/covid-19-rapid-risk-assessment-coronavirus-disease-2019-ninth-update-23-april-2020.pdf)
- 493 8. Chen N, Zhou M, Dong X, *et al.* Epidemiological and clinical characteristics of 99 cases of
494 2019 novel coronavirus pneumonia in Wuhan, China: a descriptive study. *Lancet*. 2020;
495 395: 507–13.
- 496 9. COVID-19 Surveillance Group. Istituto Superiore di Sanità. Sorveglianza Integrata.
497 Characteristics of SARS-CoV-2 patients dying in Italy. Report based on available data on
498 April 13th, 2020. Accessed 15APR2020.
- 499 10. Gang S, Kim L, Whitaker M, *et al.* Hospitalization Rates and Characteristics of Patients
500 Hospitalized with Laboratory-Confirmed Coronavirus Disease 2019 — COVID-NET, 14
501 States, March 1–30, 2020. *Morbidity and Mortality Weekly Report* 2020; 69: 458-464.
502 DOI: <http://dx.doi.org/10.15585/mmwr.mm6915e3>
- 503 11. Paranjpe I, RussakAJ, De Freitas JK, *et al.* Clinical characteristics of hospitalized Covid-19
504 patients in New York City. MedRxiv Preprint 2020.
505 DOI: <https://doi.org/10.1101/2020.04.19.20062117>
- 506 12. Qian Z, Alaa AM, van der Schaar M, Ercole A. 2020 Between-centre differences for
507 COVID-19 ICU mortality from early data in England. MedRxiv Preprint 2020. DOI:
508 <https://doi.org/10.1101/2020.04.19.20070722>.
- 509 13. Richardson S, Hirsch JS, Narasimhan M, *et al.* Presenting Characteristics, Comorbidities,
510 and Outcomes Among 5700 Patients Hospitalized With COVID-19 in the New York City
511 Area. *JAMA* 2020. ePUB April 22, 2020. DOI:10.1001/jama.2020.6775.
- 512 14. Russell, TW, Hellewell J, Jarvis CI, *et al.* Estimating the infection and case fatality ratio
513 for coronavirus disease (COVID-19) using age-adjusted data from the outbreak on the
514 Diamond Princess cruise ship, February 2020. *Eurosurveillance* 2020; 25(12):
515 pii=2000256. <https://doi.org/10.2807/1560-7917.ES.2020.25.12.2000256>

- 516 15. Chan JF-W, Yuan S, Kok K-H, et al. A familial cluster of pneumonia associated with the
517 2019 novel coronavirus indicating person-to-person transmission: a study of a family
518 cluster. *Lancet* 2020; 395: 514-523.
- 519 16. Hu Z, Song C, Xu C, et al. 2020. Clinical characteristics of 24 asymptomatic infections
520 with COVID-19 screened among close contacts in Nanjing, China, *Sci China Life Sci* 63.
- 521 17. Korean Society of Infectious Diseases, et al., 2020 Report on the Epidemiological
522 Features of Coronavirus Disease 2019 (COVID-19) Outbreak in the Republic of Korea
523 from January 19 to March 2, 2020 *J Korean Med Sci*. 2020 Mar 16;35(10):e112. doi:
524 10.3346/jkms.2020.35.e112
- 525 18. Liao J, Fan S, Chen J et al. Epidemiological and clinical characteristics of COVID 19 in
526 adolescents and young adults. *MedRxiv Preprint* 2020.
527 doi: <https://doi.org/10.1101/2020.03.10.20032136>
- 528 19. Qiu H, Wu J, Hong L, Luo Y, Song Q, Chen D. 200 Clinical and epidemiological features of
529 36 children with coronavirus disease 2019 (COVID-19) in Zhejiang, China: an
530 observational cohort study *Lancet Inf Dis* DOI: 10.1016/S1473-3099(20)30198-5.
- 531 20. Tao Y, Cheng P, Chen W, Wan P, Chen Y, Yuan G, Chen J, Huo D, Guan G, Sun D, Tan J,
532 Yang G, Zeng W, Zhu C. 2020 High incidence of asymptomatic SARS-CoV-2 infection,
533 Chongqing, China. *MedRxiv*; 2020 <https://doi.org/10.1101/2020.03.16.20037259>.
- 534 21. Fan H, Zhang L, Huang B, et al. Retrospective Analysis of Clinical Features in 101 Death
535 Cases with COVID-19. *MedRxiv* 2020; <https://doi.org/10.1101/2020.03.09.20033068>
- 536 22. Linton NM, Kobayashi T, Yang Y et al., Incubation Period and Other Epidemiological
537 Characteristics of 2019 Novel Coronavirus Infections with Right Truncation: A Statistical
538 Analysis of Publicly Available Case Data. *Journ Clin Med* 2020; 9: 538. DOI:
539 10.3390/jcm9020538
- 540 23. Intensive Care National Audit & Research Centre (ICNARC). Report on COVID-19 in
541 critical care 01 May 2020. Assessed at:

- 542 <https://www.icnarc.org/DataServices/Attachments/Download/f48efee2-d38b-ea11->
543 9125-00505601089b on 02MAY2020
- 544 24. Intensive Care National Audit & Research Centre (ICNARC). Report on COVID-19 in
545 critical care 29 May 2020. Assessed at:
546 <https://www.icnarc.org/DataServices/Attachments/Download/8419d345-c7a1-ea11->
547 9126-00505601089b 30MAYMAY2020
- 548 25. Vardavas CI, Nikitara K. COVID-19 and smoking: A systematic review of the evidence
549 Tobacco Induced Diseases 2020; 18: 20
- 550 26. Zeng X, Fan H, Lu D et al. Association between ABO blood groups and clinical outcomes
551 of coronavirus disease 2019: Evidence from two cohorts. MedRxiv 2020;
552 <https://doi.org/10.1101/2020.04.15.20063107>
- 553 27. Istituto Superiore di Sanità. Sorveglianza Integrata COVID-19 in Italia: 29 May 2020.
554 Accessed at:
555 [https://www.epicentro.iss.it/en/coronavirus/bollettino/Infografica_29maggio%20ENG.](https://www.epicentro.iss.it/en/coronavirus/bollettino/Infografica_29maggio%20ENG.pdf)
556 pdf
- 557 28. Wang D, Hu B, Hu C, et al. Clinical characteristics of 138 hospitalized patients with 2019
558 novel coronavirus infected pneumonia in Wuhan, China. *JAMA*. 2020; 323: 1061-1069.
559 DOI: 10.1001/jama.2020. 1585.
- 560 29. Stier A, Marc G, Berman LM, Bettencourt A. COVID-19 attack rate increases with city
561 size. MedRxiv Preprint 2020. <https://doi.org/10.1101/2020.03.22.20041004>
- 562 30. Rhodes A, Ferdinande P, Flaatten H, Guidet B, Metnitz PG, Moreno RP. The variability of
563 critical care bed numbers in Europe. *Intensive Care Med*. 2012;38: 1647-53. [https://doi.](https://doi.org/10.1007/s00134-012-2627-8)
564 [org/10.1007/s00134-012-2627-8](https://doi.org/10.1007/s00134-012-2627-8) PMID: 22777516.
- 565 31. Rees et al., COVID-19 length of hospital stay - a systematic review and data synthesis
566 Eleanor M Rees1*† Preprint Research

- 567 32. Tricco AC, Erin Lillie E, Zarin W, O'Brien KK, Colquhoun H, Levac D, Moher D, Peters MDJ,
568 Horsley T, Weeks L, Hempel S, Akl EA, Chang C, McGowan J, Stewart L, Hartling L,
569 Aldcroft A, Wilson MG, Garritty G, Lewin S, Godfrey CM, Macdonald MT, Langlois EV,
570 Soares-Weiser K, Moriarty J, Clifford T, Tunçalp Ö, Straus SE, 2020. PRISMA extension
571 for scoping reviews (PRISMA-ScR): checklist and explanation. *Ann Intern Med* 169: 467 –
572 473.
- 573 33. HPSC Epi Team. 2020. Daily Epidemiology Reports compiled by the PSC are available at:
574 [https://www.hpsc.ie/a-](https://www.hpsc.ie/a-z/respiratory/coronavirus/novelcoronavirus/casesinireland/epidemiologyofcovid-19inireland/)
575 [z/respiratory/coronavirus/novelcoronavirus/casesinireland/epidemiologyofcovid-](https://www.hpsc.ie/a-z/respiratory/coronavirus/novelcoronavirus/casesinireland/epidemiologyofcovid-19inireland/)
576 [19inireland/](https://www.hpsc.ie/a-z/respiratory/coronavirus/novelcoronavirus/casesinireland/epidemiologyofcovid-19inireland/)
- 577 34. Huang C, Wang Y, Li X, et al. Clinical features of patients infected with 2019 novel
578 coronavirus in Wuhan, China. *Lancet*. 2020; 395: 497–506.
- 579 35. Yang X, Yu Y, Xu J et al. Clinical course and outcomes of critically ill patients with SARS-
580 CoV-2 pneumonia in Wuhan, China: a single-centered, retrospective, observational
581 study. *Lancet Respir Med* 2020; 8: 475-481. DOI: 10.1016/S2213-2600(20)30079-5
- 582 36. Xu XW, Wu XX, Jiang XG, et al. Clinical findings in a group of patients infected with the
583 2019 novel coronavirus (SARS-Cov-2) outside of Wuhan, China: retrospective case
584 series. *BMJ*. 2020;368: m606
- 585 37. Guan WJ, Ni ZY, Hu Y, et al. China Medical Treatment Expert Group for Covid-19. Clinical
586 characteristics of coronavirus disease 2019 in China. *N Engl J Med*. 2020;
587 doi:10.1056/NEJMoa2002032
- 588 38. Zhou F, Yu T, Du R, Fan G, Liu Y, Liu Z, et al. Clinical course and risk factors for mortality
589 of adult inpatients with COVID-19 in Wuhan, China: a retrospective cohort study. *The*
590 *Lancet*. 2020; 395: 1054-1062. DOI:10.1016/S0140-6736(20)30566-3.
- 591 39. Cao B, Wang Y, Wen D, et al. A Trial of Lopinavir-Ritonavir in Adults Hospitalized with
592 Severe Covid-19. *NEJM* 2020; 382, 1778-1799. doi:10.1056/NEJMoa2001282.

- 593 40. Liu L, Gao J-Y, Hu W-m, et al. 2020. Clinical characteristics of 51 patients discharged
594 from hospital with COVID-19 in Chongqing, China. MedRxiv Preprint.
595 <https://doi.org/10.1101/2020.02.20.20025536>
- 596 41. Chen J, Qi T, Li L et al. Clinical progression of patients with COVID-19 in Shanghai, China
597 J Inf 2020; 80:e1 – e6.
- 598 42. Zhao W, Yu S, Zha X et al. Clinical characteristics and durations of hospitalised patients
599 with COVID-19 in Beijing: a retrospective cohort study. MedRxiv 2020;
600 <https://www.medrxiv.org/content/10.1101/2020.03.13.20035436v2>
- 601 43. Wang R, Pan M, Xhang X, et al. Epidemiological and clinical features of 125 hospitalized
602 patients with COVID-19 in Fuyang, Anhiu, China Int J Inf Dis 2020; 95; 421-428.
- 603 44. Zhang G, Hu C, Luo L, et al. Clinical features and outcomes of 221 patients with COVID-
604 19 in Wuhan, China MedRxiv 2020; Doi: <https://doi.org/10.1101/2020.03.02.20030452>.
- 605 45. Chen T, Wu D, Chen H et al., Clinical characteristics of 113 deceased patients with
606 coronavirus disease 2019- retrospective study BMJ 2020; 368:m1091 doi:
607 [10.1136/bmj.m1091](https://doi.org/10.1136/bmj.m1091)
- 608 46. Yuan et al, The correlation between viral clearance and biochemical outcomes of 94
609 COVID-19 infected discharged patients. Inflammation Research.
610 <https://doi.org/10.1007/s00011-020-01342-0>.
- 611 47. Chen X, Zheng F, Qing Y et al. Epidemiological and clinical features of 291 cases with
612 coronavirus disease 2019 in areas adjacent to Hubei, China- a double-center
613 observational study. MedRxiv 2020;
614 <https://www.medrxiv.org/content/10.1101/2020.03.03.20030353v1>
- 615 48. Lu Y, Lv Q, Wu X et al. Progression, recovery and fatality in patients with SARS-CoV-2
616 related pneumonia in Wuhan, China- a single-centered, retrospective, observational
617 study CHINA. Medrxiv 2020; <https://doi.org/10.1101/2020.05.12.20099739>

- 618 49. Wang Z, Ji JS, Liu Y et al. Survival analysis of hospital length of stay of novel coronavirus
619 (COVID-19) pneumonia patients in Sichuan China. MedRxiv 2020;
620 <https://www.medrxiv.org/content/10.1101/2020.04.07.20057299v1>
- 621 50. Huang M, Li M, Xiao F. et al. Preliminary evidence from a multicentre prospective
622 observational study of the safety and efficacy of chloroquine for the treatment of
623 COVID-19. Medrxiv 2020;
624 <https://www.medrxiv.org/content/10.1101/2020.04.26.20081059v1>
- 625 51. Bi Q, Hong C, Meng J et al., Characterizing clinical progression of COVID-19 among
626 patients in Shenzhen, China: an 2 observational cohort study. MedRxiv
627 <https://doi.org/10.1101/2020.04.22.20076190>
- 628 52. Liu X, Zhou H, Zhou Y, et al. Risk Factors Associated with Disease Severity and Length of
629 Hospital Stay in COVID-19 Patients. J Infect 2020;
630 <https://di.org/10.1016/j.jinf.2020.04.008>
- 631 53. Wu J, Huang J, Zhu G et al. Systemic corticosteroids show no benefit in severe and
632 critical COVID-19 patients in Wuhan, China- A retrospective cohort study. MedRxiv
633 2020; <https://www.medrxiv.org/content/10.1101/2020.05.11.20097709v1>
- 634 54. Yu B, Chenze L, Chen P et al. Low dose of hydroxychloroquine reduces fatality of
635 critically ill patients with COVID-19. Sci China Life Sci 2020; 63 :
636 <https://doi.org/10.1007/s11427-020-1732-2>.
- 637 55. Ki M, and the Task Force for 2019-nCoV. Epidemiologic characteristics of early cases
638 with 2019 novel coronavirus (2019-nCoV) disease in Korea Epi & Health 2020; 42, Article
639 ID: e2020007, <https://doi.org/10.4178/epih.e2020007>
- 640 56. Lo IL, Lio CF, Cheong HH et al. Evaluation of SARS-CoV-2 RNA shedding in clinical
641 specimens and clinical characteristics of 10 patients with COVID-19 in Macau. Int J Bio
642 Sci 2020; 16, 1698 – 1707.

- 643 57. Young EB, Xiang SW, Kalimuddin S, et al. Epidemiological features and clinical course of
644 patients infected with SARS-CoV-2 Singapore, JAMA 2020; doi:10.1001/jama.2020.3204
- 645 58. Sami R, Soltaninejad F, Amra B et al., A one-year hospital-based prospective COVID-19
646 open-cohort in the Eastern Mediterranean region: The Khorshid COVID Cohort (KCC) study.
647 <https://doi.org/10.1101/2020.05.11.20096727>
- 648 59. Davoudi-Monfared E, Rahmani H, Khalili H et al. Efficacy and safety of interferon β -1a in
649 treatment of severe COVID-19- A randomized clinical trial. MedRxiv 2020 ;
650 <https://www.medrxiv.org/content/10.1101/2020.05.28.20116467v1>
- 651 60. Mallat J, Hamed F, Balkis M, et al. Hydroxychloroquine is associated with slower viral clearance
652 in clinical COVID-19 patients with mild to moderate disease: A retrospective study. Medrxiv
653 2020; doi: <https://doi.org/10.1101/2020.04.27.20082180>
- 654 61. Shabrawishi M, Al-Gethamy MM, Naser AY et al. Clinical, Radiological and Therapeutic
655 Characteristics of Patients with COVID2 19 in Saudi Arabia. MedRxiv Preprint
656 <https://doi.org/10.1101/2020.05.07.20094169>
- 657 62. Almazeedi S, Al-Youha S, Jamal MH et al. Clinical Characteristics, Risk Factors and
658 Outcomes Among the First Consecutive 1,096 Patients Diagnosed with COVID-19: The
659 Kuwait Experience 2020. Medrxiv preprint.
660 <https://doi.org/10.1101/2020.05.09.20096495>
- 661 63. Grasselli G, Zangrillo A, Zanella A, *et al.* Baseline Characteristics and Outcomes of 1591
662 Patients Infected With SARS-CoV-2 Admitted to ICUs of the Lombardy Region, Italy
663 JAMA 2020 323:1574-1581. Published online April 6, 2020. doi:10.1001/jama.2020.5394
- 664 64. Giacomelli A, Ridolfo AL, Milazzo L et al., 30-day mortality in patients hospitalized with
665 COVID-19 during the first wave of the Italian epidemic: A prospective cohort study
666 *Pharmacol Res* 158 104931.

- 667 65. Giacomelli A, Ridolfo AL, Milazzo L et al., 30-day mortality in patients hospitalized with
668 COVID-19 during the first wave of the Italian epidemic: A prospective cohort study
669 *Pharmacol Res* 158 104931.
- 670 66. SARS-CoV-2 Surveillance Group, Istituto Superiore di Sanità. Sorveglianza Integrata
671 Characteristics of SARS-CoV-2 patients dying in Italy Report based on available data on
672 May 28th 2020. Accessed 30MAY2020
673 [https://www.epicentro.iss.it/en/coronavirus/bollettino/Report-COVID-](https://www.epicentro.iss.it/en/coronavirus/bollettino/Report-COVID-2019_28_may_2020.pdf)
674 [2019_28_may_2020.pdf](https://www.epicentro.iss.it/en/coronavirus/bollettino/Report-COVID-2019_28_may_2020.pdf)
- 675 67. Boddington NL, Charlett A, Elgohan S, et al. UK STUDY COVID-19 in Great Britain-
676 epidemiological and clinical characteristics of the first few hundred (FF100) cases- a
677 descriptive case series and case control analysis.pdf. *MedRxiv* 2020;
678 <https://www.medrxiv.org/content/10.1101/2020.05.18.20086157v1>
- 679 68. Sapey E, Gallier S, Mainey C, et al. Ethnicity and risk of death in patients hospitalised for
680 COVID-19 infection- an observational cohort study in an urban catchment area
681 *MedRxiv* 2020; <https://doi.org/10.1101/2020.05.05.20092296>
- 682 69. Docherty AB, Harrison EM, Green CA, et al. Features of 16,749 hospitalised UK patients
683 with COVID-19 using the ISARIC WHO Clinical Characterisation Protocol. *MedRxiv* 2020;
684 <https://www.medrxiv.org/content/10.1101/2020.04.23.20076042v1>
- 685 70. Shah A, Front JN, Aaron L et al., UK Systemic hypoferraemia and severity of hypoxaemic
686 respiratory failure in COVID-19. *MedRxiv* 2020;
687 <https://doi.org/10.1101/2020.05.11.20092114>
- 688 71. Perez Tanoira R, Perez-Garcia F, Romanyk et al., Prevalence and risk factors for
689 mortality related to COVID-19 in a severely affected area of Madrid, Spain *MedRxiv*
690 2020; <https://doi.org/10.1101/2020.05.25.20112912>

- 691 72. Heili Frades S, Minguez P, Fernandez IM, et al., SPAIN COVID-19 Outcomes in 4712
692 consecutively confirmed SARS-CoV2 cases in the city of Madrid. MedRxiv 2020;
693 <https://www.medrxiv.org/content/10.1101/2020.05.22.20109850v2>
- 694 73. Borobia AM, Carcas AJ, Arnalich F, et al. A cohort of patients with COVID-19 in a major
695 teaching hospital in Europe. Medrxiv 2020;
696 doi: <https://doi.org/10.1101/2020.04.29.20080853>
- 697 74. Casas Rojo J, Santos JMA, Nunez-Cortes JM, et al. Clinical characteristics of patients
698 hospitalized with COVID-19 in Spain- results from the SEMICOVID-19 Network. Medrxiv
699 2020; <https://www.medrxiv.org/content/10.1101/2020.05.24.20111971v1>
- 700 75. Ceruti S, Roncador M, Gie O et al. Reduced mortality and shortened ICU stay in SARS-
701 COV-2 patients: a low PEEP strategy. MedRxiv Preprint
702 <https://www.medrxiv.org/content/10.1101/2020.05.03.20089318v1>
- 703 76. Reilev M, Bruun Kristensen K, Pottegard A et al. Characteristics and predictors of
704 hospitalization and death in the first 9,519 cases with a positive RT-PCR test for SARS-
705 CoV-2 in Denmark- A nationwide cohort. MedRxiv 2020;
706 <https://doi.org/10.1101/2020.05.24.20111823>
- 707 77. De Smet R, Mellaerts B, Vandewinckele H et al. Frailty and mortality in hospitalized
708 older adults with COVID-19: retrospective observational study. MedRxiv preprint
709 <https://doi.org/10.1101/2020.05.26.20113480>
- 710 78. Feuth T, Saaresranta T, Karlsson A et al. Is sleep apnoea a risk factor for Covid-19?
711 Findings from a retrospective cohort study. MedRxiv 2020;
712 <https://doi.org/10.1101/2020.05.14.20098319>.
- 713 79. Health Protection Surveillance Centre (HPSC). Epidemiology of COVID-19 in Ireland. 1st
714 April 2020. 2020. Accessed at: [https://www.hpsc.ie/a-](https://www.hpsc.ie/a-z/respiratory/coronavirus/novelcoronavirus/casesinireland/COVID-)
715 [z/respiratory/coronavirus/novelcoronavirus/casesinireland/COVID-](https://www.hpsc.ie/a-z/respiratory/coronavirus/novelcoronavirus/casesinireland/COVID-)

- 716 19%20Epidemiology%20report%20for%20NPHE%2001.04.2020%20_website.pdf on
717 05APR2020.
- 718 80. HPSC. Epidemiology of COVID-19 in Ireland. 15th April 2020. 2020. Accessed at:
719 <https://www.hpsc.ie/a->
720 [z/respiratory/coronavirus/novelcoronavirus/casesinireland/COVID-](https://www.hpsc.ie/a-z/respiratory/coronavirus/novelcoronavirus/casesinireland/COVID-19%20Epidemiology%20report%20for%20NPHE%2015.04.2020%20_website.pdf)
721 [19%20Epidemiology%20report%20for%20NPHE%2015.04.2020%20_website.pdf](https://www.hpsc.ie/a-z/respiratory/coronavirus/novelcoronavirus/casesinireland/COVID-19%20Epidemiology%20report%20for%20NPHE%2015.04.2020%20_website.pdf) on
722 17APR2020.
- 723 81. HPSC. Epidemiology of COVID-19 in Ireland. 29th April 2020. 2020. Accessed at:
724 <https://www.hpsc.ie/a->
725 [z/respiratory/coronavirus/novelcoronavirus/casesinireland/COVID-](https://www.hpsc.ie/a-z/respiratory/coronavirus/novelcoronavirus/casesinireland/COVID-19%20Epidemiology%20report%20for%20NPHE%2029.04.2020%20_website.pdf)
726 [19%20Epidemiology%20report%20for%20NPHE%2029.04.2020%20_website.pdf](https://www.hpsc.ie/a-z/respiratory/coronavirus/novelcoronavirus/casesinireland/COVID-19%20Epidemiology%20report%20for%20NPHE%2029.04.2020%20_website.pdf) on
727 01MAY2020.
- 728 82. HPSC. Epidemiology of COVID-19 in Ireland. 6th May 2020. 2020. Accessed at:
729 <https://www.hpsc.ie/a->
730 [z/respiratory/coronavirus/novelcoronavirus/casesinireland/COVID-](https://www.hpsc.ie/a-z/respiratory/coronavirus/novelcoronavirus/casesinireland/COVID-19%20Epidemiology%20report%20for%20NPHE%2006.05.2020%20v1%20website.pdf)
731 [19%20Epidemiology%20report%20for%20NPHE%2006.05.2020%20v1%20website.pdf](https://www.hpsc.ie/a-z/respiratory/coronavirus/novelcoronavirus/casesinireland/COVID-19%20Epidemiology%20report%20for%20NPHE%2006.05.2020%20v1%20website.pdf)
732 on 08MAY2020.
- 733 83. The COVID-19 Investigation Team, CDC. Clinical and virologic characteristics of the first
734 12 patients with coronavirus disease 2019 (COVID-19) in the United States Nature Med
735 Lett 2020; DOI<https://doi.org/10.1038/s41591-020-0877-5>
- 736 84. Ebinger JE, Achamallah N, Hongwei J et al. Pre-existing traits associated with Covid-19
737 illness severity. MedRxiv 2020; <https://doi.org/10.1101/2020.04.29.20084533>
- 738 85. CDC COVID-19 Response Team 2020. Severe Outcomes among patients with
739 Coronavirus 2019 (COVID-19)- United States, Feb 12 to March 16, 2020. MMWR Morb
740 Mortal Wkly Rep 69, 343-346.

- 741 86. Palaiodimos L, Kokkinidis DG, Li W, et al. Severe obesity is associated with higher in-
742 hospital mortality in a cohort of patients with COVID-19 in the Bronx, New York.
743 MedRxiv 2020; <https://www.medrxiv.org/content/10.1101/2020.05.05.20091983v1>
- 744 87. Fadel R, Morrison AR, Vahia A. Early Short Course Corticosteroids in Hospitalized
745 Patients with COVID-19, *Clinical Infectious Diseases*, 2020.
746 ciaa601, <https://doi.org/10.1093/cid/ciaa601>
- 747 88. Rosenberg ES, Dufort EM, Tomoko U et al. Association of Treatment With
748 Hydroxychloroquine or Azithromycin With In-Hospital Mortality in Patients With COVID-
749 19 in New York State JAMA doi:101001/jama.2020.8630.
- 750 89. Myers LC, Parodi SM, Escobar GJ Liu V. Characteristics of Hospitalized Adults With
751 COVID-19 in an Integrated Health Care System in California. JAMA Res Lett 2020;
752 doi:10.1001/jama.2020.7202
- 753 90. Reyes Gil et al. Correlation of coagulation parameters with clinical outcomes in
754 Coronavirus-19 affected minorities in United States: Observational cohort MedRxiv
755 preprint 2020. <https://doi.org/10.1101/2020.05.01.20087932>
- 756 91. Cummings MJ, Baldwin MR, Abrams D, et al. Epidemiology, clinical course, and outcomes of
757 critically ill adults with COVID-19 in New York City: a prospective cohort study. MedRxiv 2020;
758 doi: <https://doi.org/10.1101/2020.04.15.20067157>
- 759 92. Argenziano MG, Bruce SL, Slater CL, et al. Characterization and clinical course of 1000
760 patients with COVID-19 in New York: retrospective case series. MedRxiv Preprint 2020.
761 doi: <https://doi.org/10.1101/2020.04.20.20072116>
- 762 93. Carlucci PM, Ahuja T, Petrilli C et al. Hydroxychloroquine and azithromycin plus zinc vs
763 hydroxychloroquine and azithromycin alone: outcomes in hospitalized COVID-19
764 patients. 2020. Medrxiv Preprint <https://doi.org/10.1101/2020.05.02.20080036>
- 765 94. Bode, B., Garrett, V., Messler, J., McFarland, R., Crowe, J., Booth, R., & Klonoff, D. C.
766 (2020). Glycemic Characteristics and Clinical Outcomes of COVID-19 Patients

- 767 Hospitalized in the United States. *Journal of Diabetes Science and Technology*.
768 2020; <https://doi.org/10.1177/1932296820924469>
- 769 95. Badawi O, Liu X, Berman I, Amelung PJ, Doerfler M, Chandra S. Impact of COVID-19
770 pandemic on severity of illness and resources required during intensive care in the greater New
771 York City area. *MedRxiv* 2020; <https://doi.org/10.1101/2020.04.08.20058180>.
- 772 96. Petrilli CM, Jones SA, Yang J, et al. Factors associated with hospital admission and
773 critical illness among 5279 people with coronavirus disease 2019 in New York City-
774 prospective cohort study *BMJ* 2020;369: m1966.
- 775 97. Mercurio NJ, Yen CF, Shim DJ, et al. Risk of QT Interval Prolongation Associated With Use
776 of Hydroxychloroquine With or Without Concomitant Azithromycin Among Hospitalized
777 Patients Testing Positive for Coronavirus Disease 2019 (COVID-19). *JAMA*
778 *Cardiol*. Published online May 01, 2020. doi:10.1001/jamacardio.2020.1834
- 779 98. Vanderburg, S, Alipanah N, Crowder R et al. Management and Outcomes of Critically-Ill
780 Patients with COVID-19 Pneumonia at a Safety-net Hospital in San Francisco, a Region
781 with Early Public Health Interventions: A Case Series. *Medrxiv* 2020;
782 <https://doi.org/10.1101/2020.05.27.20114090>
- 783 99. Lewnard, JA, Liu VX, Jackson ML, et al. Incidence, clinical outcomes, and transmission
784 dynamics of hospitalized 2019 coronavirus disease among 9,596,321 individuals residing
785 in California and Washington, United States: a prospective cohort study. 2020; DOI:
786 <https://doi.org/10.1101/2020.04.12.20062943>
- 787 100. Auld SC, Caridi-Scheible M, Blum JM et al. ICU and ventilator mortality among critically
788 ill adults with COVID-19. 2020. *Medrxiv*2020;
789 <https://doi.org/10.1101/2020.04.23.20076737>
- 790 101. Shekhar R, Upadhyay S, Sheikh A et al. Early experience with COVID-19 patients at
791 Academic Hospital in Southwestern United States.
792 <https://doi.org/10.1101/2020.05.15.20094284>

- 793 102. Garibaldi BT, Kiksel J, Mushelli J, et al. Patient trajectories and risk factors for severe
794 outcomes among persons hospitalized for COVID-19 in the Maryland/DC region.
795 Medrxiv 2020.
- 796 103. Crotty MP, Akins R, Aguyen A, et al. Investigation of subsequent and co-infections
797 associated with SARS-CoV-2 (COVID-19) in hospitalized patients. MedRxiv Preprint 2020
798 <https://doi.org/10.1101/2020.05.29.20117176>
- 799 104. Kim L, Garg S, O’Halloran A et al., et al. Interim Analysis of Risk Factors for Severe
800 Outcomes among a Cohort of Hospitalized Adults Identified through the U.S.
801 Coronavirus Disease 2019 (COVID-19)-Associated Hospitalization Surveillance Network
802 (COVID-NET) MedRxiv preprint. <https://doi.org/10.1101/2020.05.18.20103390>
- 803 105. Ip A, Berry DA, Hansen E. Hydrochloroquine and tocilizumab therapy in COVID-19
804 patients – An observational study. MedRxiv preprint 2020
805 <https://doi.org/10.1101/2020.05.21.20109207>
- 806 106. Murillo -Zamora E, Hernandez-Suarez C. Survival in adult inpatients with COVID-19.
807 2020. Medrxiv <https://doi.org/10.1101/2020.05.25.20110684>
- 808 107. Price DJ, Shearer FM, Meehan MT, et al. Early analysis of the Australian COVID-19
809 epidemic MedRxiv 2020; <https://doi.org/10.1101/2020.04.25.20080127v1>
- 810 108. Wu MA, Fossali T, Pandolfi L et al. COVID-19: the key role of pulmonary capillary
811 leakage. An observational cohort study. MedRxiv preprint
812 <https://doi.org/10.1101/2020.05.17.20104877>
- 813 109. Bhatraju PK, Ghassemieh BJ, Nickols M, Kim R, Jerome KR, Nalla AK, Greninger AL,
814 Pipavath S, Wurfel MM, Evans L, Kritek PA, West TE, Luk A, Gerbino A, Dale CR,
815 Goldman JD, O’Mahony S, Mikacenic C. 2020. Covid-19 in Critically Ill Patients in the
816 Seattle Region — Case Series. NEJM DOI: 10.1056/NEJMoa2004500

- 817 110. Valente-Acosta B, Hoyo-Ulloa I, Espinosa-Aguilar L, et al. COVID-19 severe pneumonia in
818 Mexico City – First experience in a Mexican hospital MedRxiv 2020;
819 <https://www.medrxiv.org/content/10.1101/2020.04.26.20080796v1.full.pdf>
- 820 111. Wen Y, Wei L, Li Y et al. Epidemiological and clinical characteristics of COVID-19 in
821 Shenzhen, the largest migrant city of China. MedRxiv;
822 <https://doi.org/10.1101/2020.03.22.20035246>
- 823 112. Jung YJ, Yoon JL, Kim HS et al. Atypical clinical presentation of geriatric syndrome in
824 elderly patients with pneumonia or coronary artery disease. *Annals Ger Med Res* 2017;
825 21 158 – 163.
- 826 113. Malone ML, Hogan TM, Perry A, Biese K, Bonner A, Pagel P, Unroe KT. COVID-19 in older
827 adults - Key points for emergency department providers. *J of Geri Emerg Med*.
828 2020;1(4):1-11.
- 829 114. D'Adamo H, Yoshikawa T, Ouslander JG. Coronavirus Disease 2019 in Geriatrics and
830 Long-Term Care: The ABCDs of COVID-19. *J Am Geriatr Soc*. 2020;68(5):912-917.
831 [doi:10.1111/jgs.16445](https://doi.org/10.1111/jgs.16445)

832

834

835

836

837 **Figure legends**

838

839 Figure 1. The European Centre for Disease Prevention and Control (ECDC) notified
840 COVID-19 cases and deaths over time in the EU-27, UK, Switzerland, Norway
841 and Iceland. Data tabulating the notified cases and deaths from all countries
842 is available from the European Centre for Disease Control and Prevention;
843 [https://www.ecdc.europa.eu/en/publications-data/download-todays-data-
844 geographic-distribution-covid-19-cases-worldwide](https://www.ecdc.europa.eu/en/publications-data/download-todays-data-geographic-distribution-covid-19-cases-worldwide)

845

846 Figure 2. The crude mortality rate (CMR) expressed as the percentage of notified
847 deaths to cases over time, from number of days lapsed since the notification
848 of the tenth case for 12 selected European countries. Data tabulating the
849 notified cases and deaths from all countries is available from the European
850 Centre for Disease Control and Prevention;
851 [https://www.ecdc.europa.eu/en/publications-data/download-todays-data-
852 geographic-distribution-covid-19-cases-worldwide](https://www.ecdc.europa.eu/en/publications-data/download-todays-data-geographic-distribution-covid-19-cases-worldwide)

853

854 Figure 3. The cumulative number of notified cases (grey bars) in Ireland between 30th
855 March and 27th May 2020; the percentage of COVID positive cases that were
856 hospitalised (black line); and those that were admitted to ICU (green line) for
857 the same period. Data extracted from publicly available data published by
858 the Health Protection Surveillance Centre (HPSC), Ireland.

859

860 Figure 4. The median (maroon square), or mean (maroon circle), 25th and 75th
861 percentile (navy diamonds) and range (navy x) for relevant articles and
862 reports describing the length of stay (LOS) in hospital due to COVID-19

863 infection within China (Figure 4a) and outside China (Figure 4b). The Italian
864 report (COVID-19 Group, 2020, n = 31,851) indicates a median of 5 days; no
865 estimate of variance was reported.

866

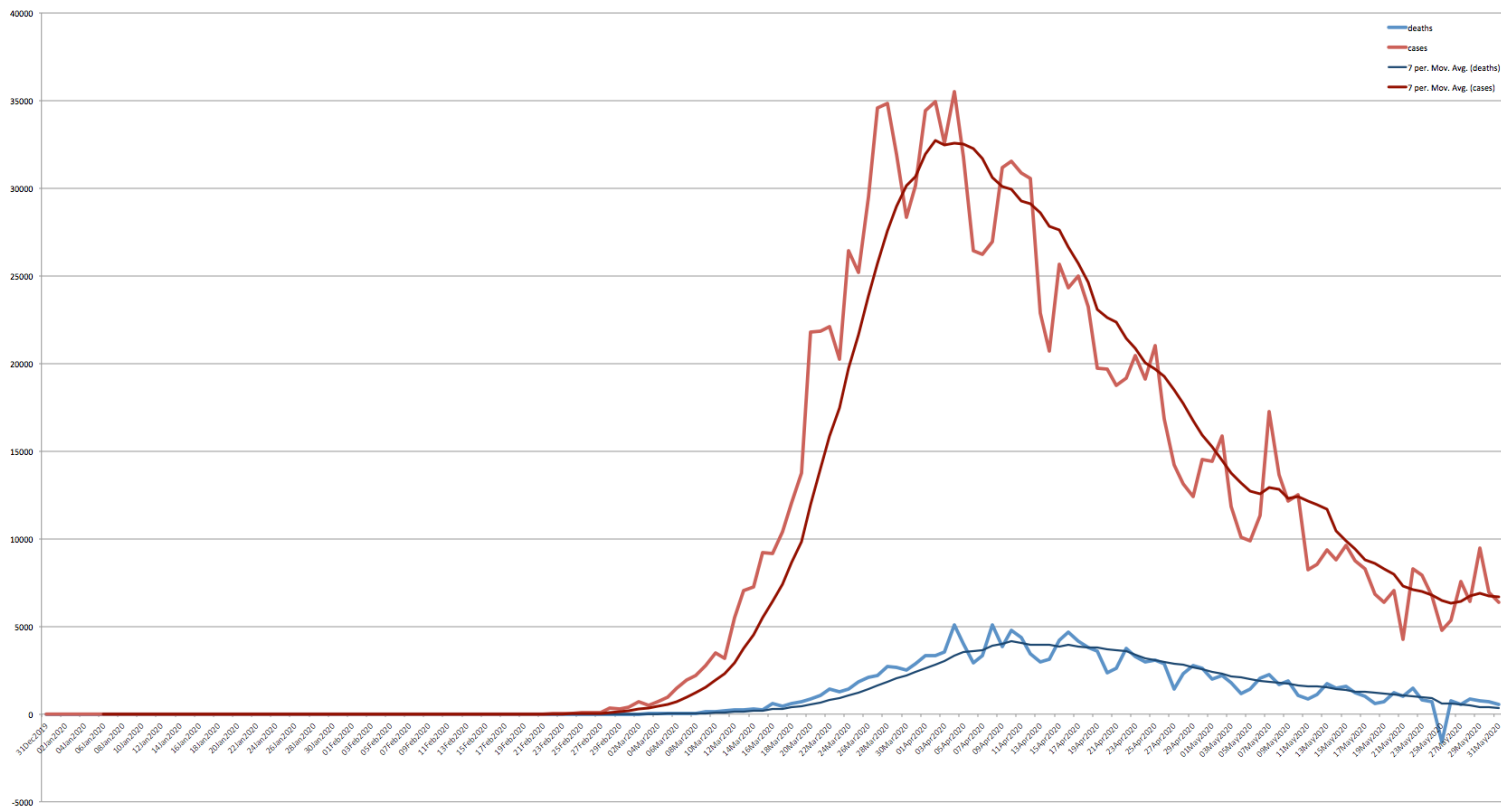
867 Figure 5. The median (maroon diamond), 25th and 75th percentile (navy diamonds),
868 and range (navy x) for 26 relevant articles and reports describing the median
869 (and IQR) length of stay or mean (maroon circle) in an ICU due to COVID-19
870 infection. The Italian report (COVID-19 Group, 2020) indicates a median of 9
871 days (including ICU stay for deceased patients); no estimate of variance was
872 reported. The estimate for Argenziano et al [92] also includes hospital LOS,
873 while Reyes-Gil et al [90] is excluded as it is believed that ICU LOS was
874 calculated with patients who were not admitted to ICU. Studies reporting
875 less than ten patients in ICU [8,57,78,83] were also excluded from Figure 5.

876

877 Figure 6. The navy bars indicate the overall mortality rate reported by each study that
878 relates hospitalisation and or hospital length of stay (LOS). The median or
879 mean age reported for study participants is presented. Studies are ordered
880 by country, and by end of enrolment date within country.

881

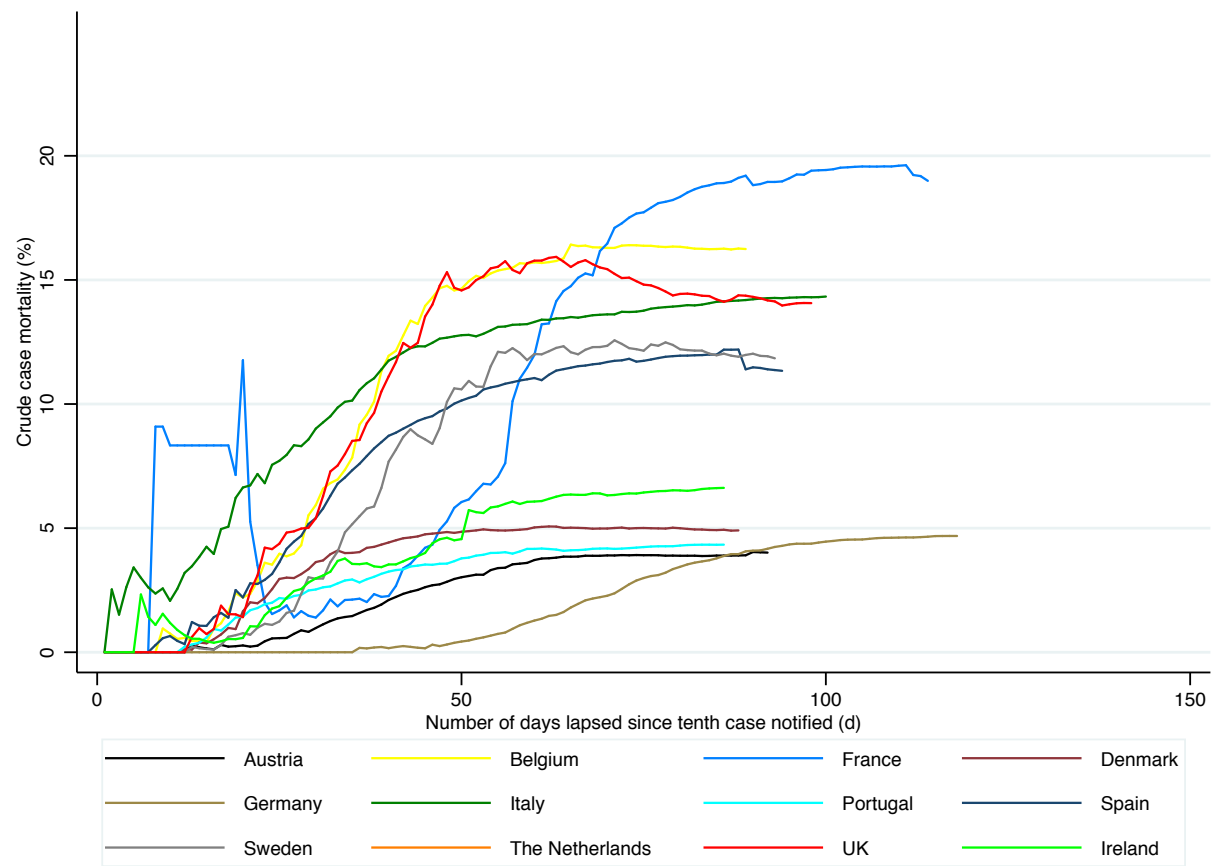
1 Figure 1.



2

3 Figure 2.

4

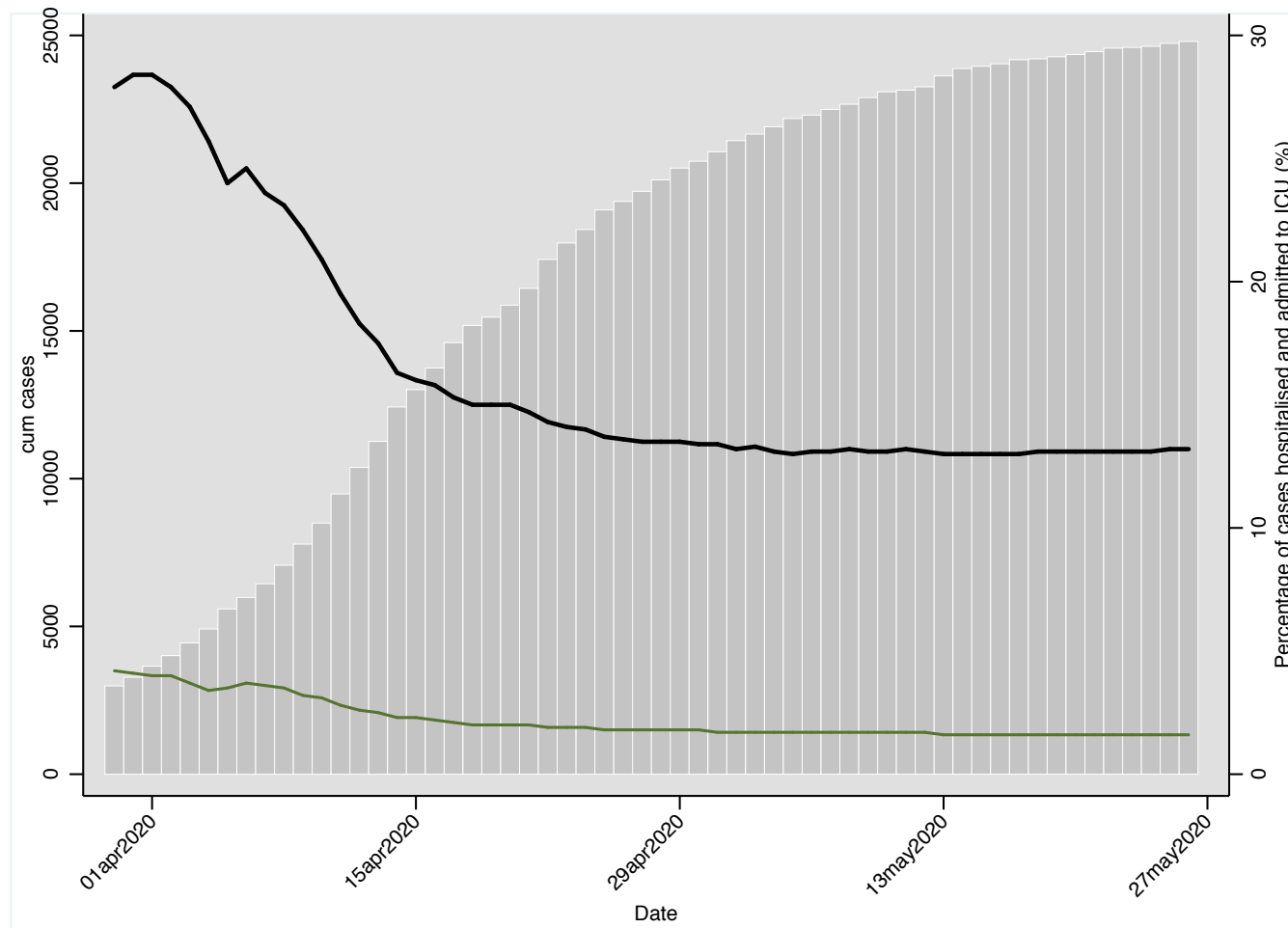


5

6

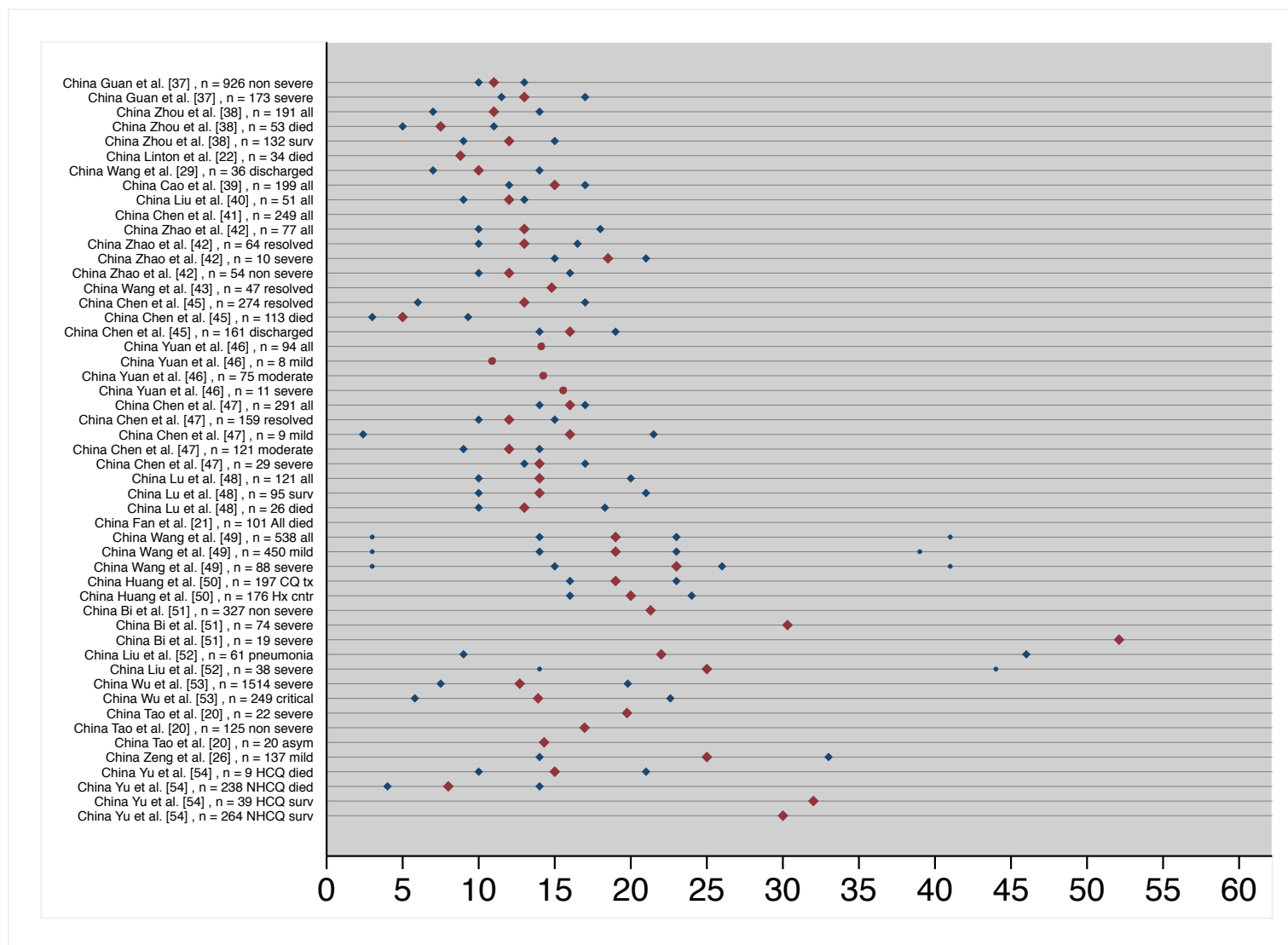
7 Figure 3.

8

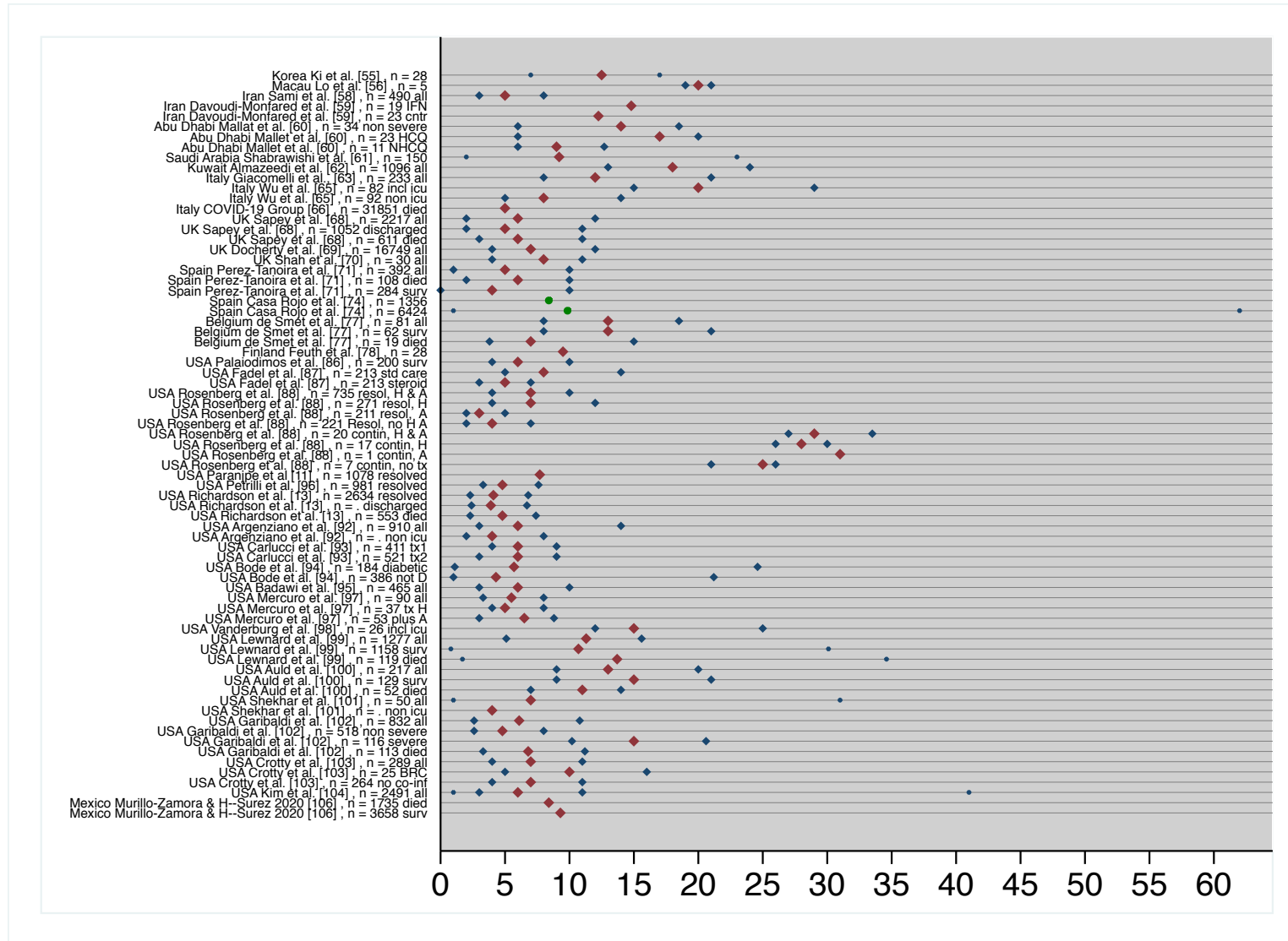


9

10 Figure 4a – studies from China

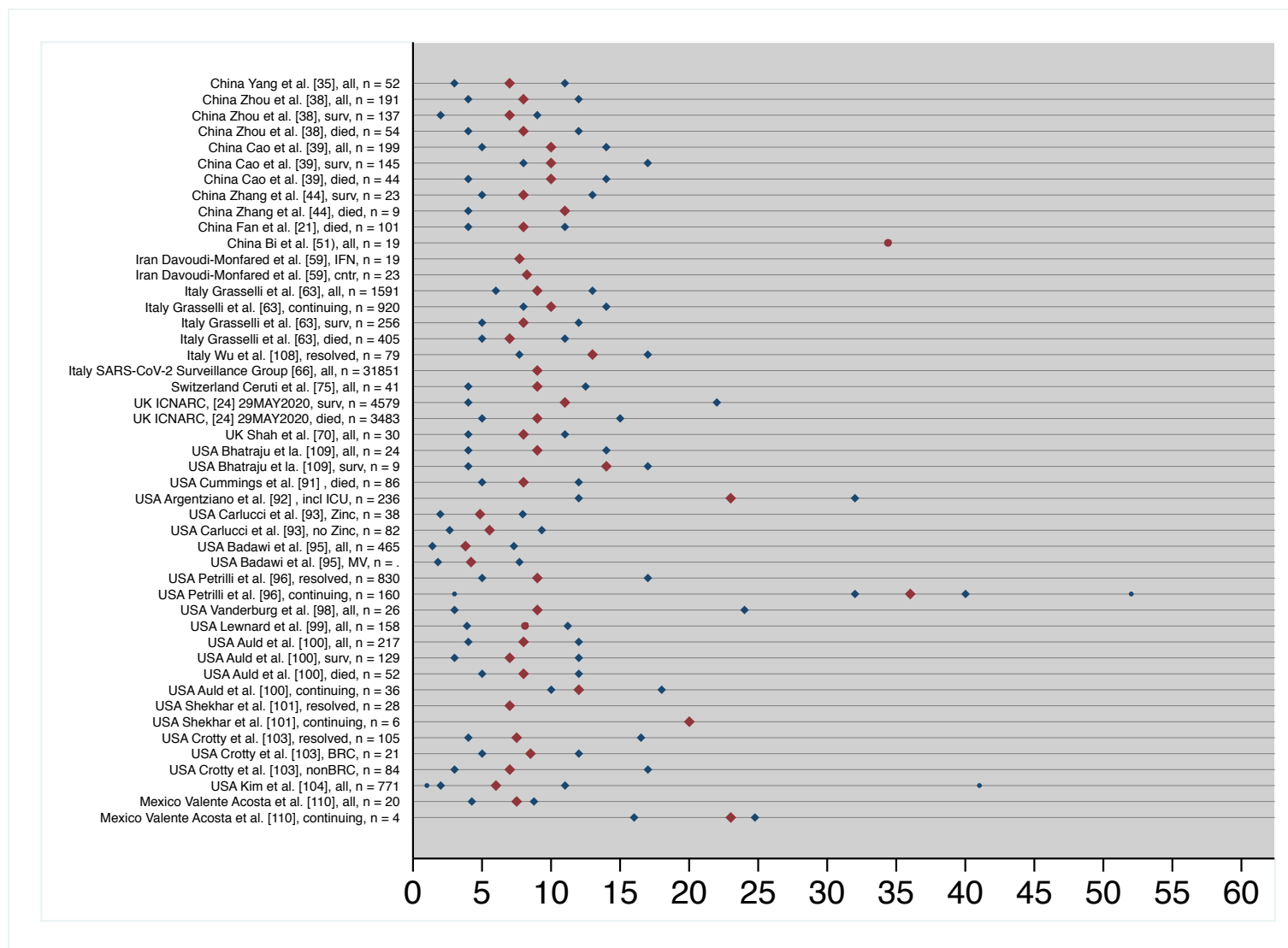


12 Figure 4b – studies outside China



13

14 Figure 5.

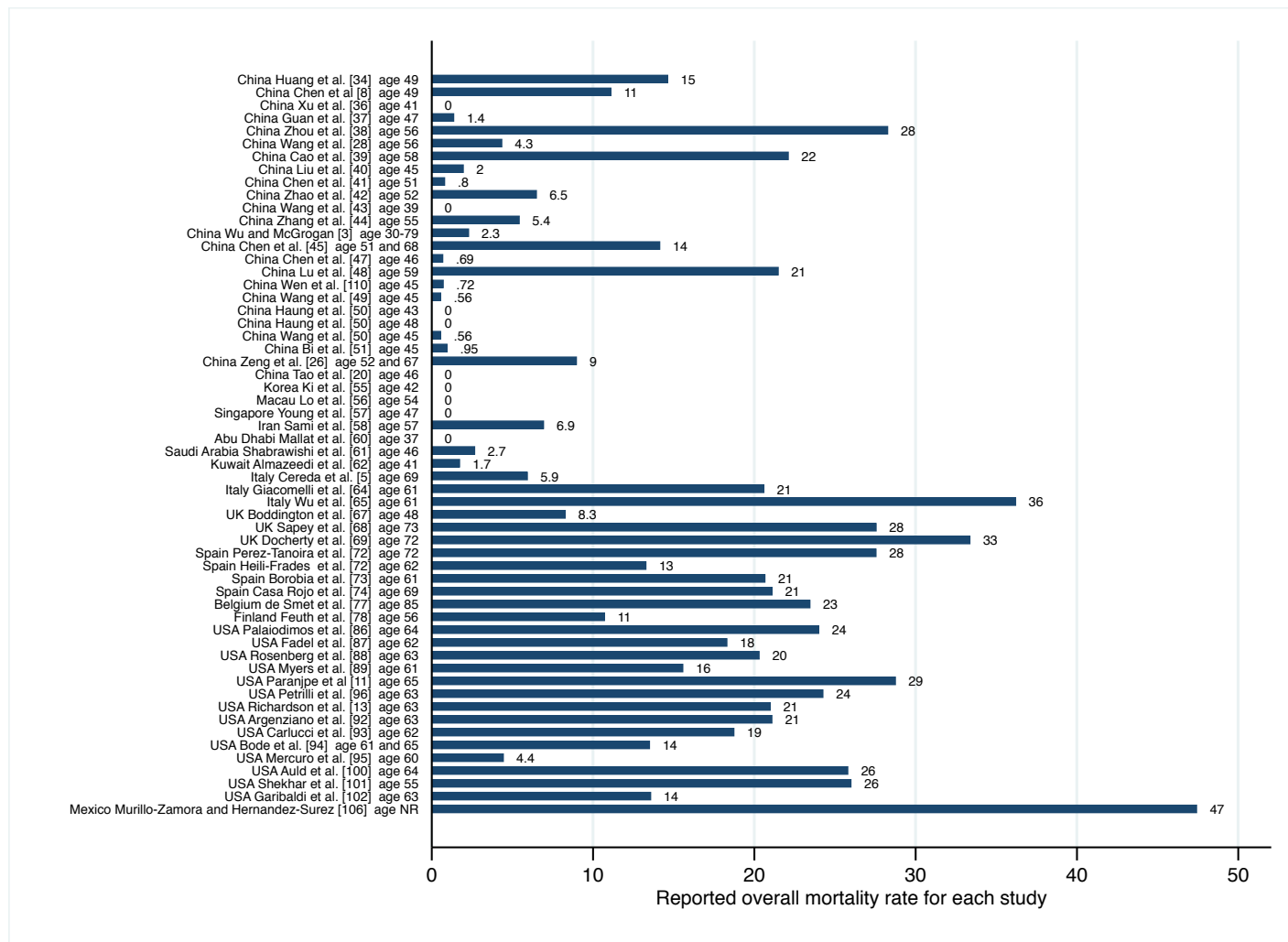


15

16

Figure 6.

17



18

Table 1. A summary of published articles and reports relating to hospitalisation and length of stay (LOS) in hospital following COVID-19 infection, by country. Ordered by end of enrollment date within country.

Paper	Location	Timing	Demographics	Proportion higher level care	Time from (days, IQR)	LOS median, IQR (d)	Outcomes	Comments
China								
Huang et al. [34]	China Wuhan	16DEC2019 to 02JAN2020	41 patients median Age 49 (IQR 41-58) Underlying dx 13 (32 %) Contact to Hunan mkt 27 (66 %)	13 of 41 to ICU 4 of 41 mech vent	Time from symptoms: To Hospital 7 ,4 – 8 To dysnoea 8, 5 - 13 To ARDS 9, 8 – 14 Mech vent 10.5, 7 - 14 ICU 10.5, 8 - 17		6 (15%) patients died 28 (68 %) discharged	A prospective observational study on the epidemiological, clinical, laboratory and radiological outcomes of COVID-19 patients.
Chen et al. [8]	China Wuhan,	01JAN2020 to 20JAN2020	99 lab confirmed patients, 49 (49 %) exposure to Hunan market. Mean age 55.5 (SD 13.1), 67 male, 32 female. 50 (51 %) chronic conditions.	31 (31 %) dyspnoea 17 (17 %) ARDS 75 (76 %) Oxygen thx Mechanical ventilation Non-invasive 13 (13%); median 9, IQR 7 to 19, range 40 to 22 d Invasive 4 (4 %) 17, IQR 12 -19, range 3 to 20 d CRRT 9 (9 %)			11 (11%) died 31 (31 %) discharged 57 (58 %) still hospitalized by study cut off	A retrospective single centre study including all confirmed COVID19 cases in Wuhan Jinyintan Hospital.
Yang et al. [35]	China Wuhan	DEC 2019 to 26JAN2020	Some 52 (of 710 in cohort) critically ill adult patients confirmed cases admitted to ICU. Mean age 59.7 (SD 13.3) years, 35 (67 %) male, 21 (40 %) had pre-existing conditions	35 (67 %) ARDS 37 (71 %) mechanical ventilation Compared to survivors, non-survivors were older (64.6 years vs. 51.9 years) more likely to develop ARDS; 26 (81 %) vs. 9 (45 %) patients; and more likely to receive mechanical ventilation; 30 (94 %) vs. 7 (35 %) patients	Interval onset to ICU admission: Surviving: 9, 6 – 12. Non-surviving: 11,7 – 14.		32 % died by 28 d	A single centre retrospective observational study that enrolled 52 critically ill patients (ICU only). Hospital-acquired infection occurred in seven (13.5 %) patients. APACHE II and SOFA score lower in survivors vs. non survivors.
Xu et al. [36]	China Zhejiang province	10JAN2020 to 26JAN2020	62 patients median age 41 yrs (IQR32 – 52 yrs). 35 (56 %) male. 20 of 62 (32 %) had underlying condition.	ICU 1 of 62 ARDS 1 of 62 Mechanical ventilation 1 of 62	Two patients (3%) shortness of breath on admission. Median time from exposure to onset of was 4, 3-5), Onset to admission was 2, 1-4.		61 of 62 (98 %) hospitalised 0 of 62 (0 %) died	A retrospective case series on clinical characteristics of confirmed COVID-19 cases in Zhejiang province. Less severe presentations observed in Zhejiang Province compared with Wuhan
Guan et al. [37]	China – 30 provinces	To 31JAN2020	1099 patients. Median age 47 (range 35-58) 41.9 % female	453 (41.3 %) oxygen 67 (6.1 %) mech vent 55 (5 %) to ICU		11, 10 – 13 non severe 13, 11.5 to 17 severe	15 (1.4 %) died 93 % continued hospitalisation	A retrospective observational study on 1099 patients with lab confirmed COVID-19 from 552 hospitals in 30 provinces.
Zhou et al. [38]	China Wuhan	To 31JAN2020	191 patients. Median age 56 (IQR 46 – 67, Range 18-87 Non-surviving (median 69 yrs) Surviving (median 52 yrs) Pre-existing 48 %		Time to development: dysnoea 7, 4 to 9, to ARDS 12, 8 to 15 to ICU 12, 8 to 15	11, 7 – 14 All 7.5, 5 – 11 Non surviving 12, 9 – 15 Surviving	54 (28 %) of 191 died 137 (72 %) discharged Note - Median duration of shedding 20 d (longest 37 d)	A retrospective multicentre cohort study of all adult patients at the Jinyintan Hospital and Wuhan Pulmonary Hospital.
Linton et al. [22]	China	To 31JAN2020	Onset hospital to admission: Living n = 155 Dead n= 34 Hospital admission to death n= 29 Male 58 %, age range 30 – 59 (9 missing)		Onset to hospital admission 3.3, CI 2.9 – 5.3 (living) 6.5, CI 5.0 – 7.8 (dead)	8.8, CI 7.2 – 10.8 died only, n = 34		Article that collated data from open source and news reports
Wang et al. [28]	China Wuhan	01JAN2020 to 03FEB2020	138 patients, median age 56, IQR 42 - 68, range 22- 92 yrs. 75 (54.3 % male. ICU patients n = 36 older median age 66 vs 51, underlying conditions 26 (72 %) vs 38 (37.3%).	ICU 36 of 138 (26.6 %) ARDS 22 of 36 (61.1 %) High flow O2: 4 (11 %) Non-invasive ventilation 15 (41.7 %) 17 (47.2 %) invasive ventilation	Time to dyspnoea 5 d To admission 7 d, To ARDS 8 d	10, 7 to 14 discharged n = 47	6 patients (4.3 %) died 47 (34.1%) discharged remainder hospitalised at study cut off.	A retrospective single centre case series of 138 consecutive hospitalised patients with confirmed NCIP at Zhongnan Hospital of Wuhan. Hospital assoc. transmission suspected 40 (29 %) HCW and 17 (12.3 %) hospitalized patients.
Cao et al. [39]	Wuhan China	18JAN2020 to 03FEB2020	199 patients; age 58, 49 – 68. 120 (60 %) male.			15, 12 - 17	44 (22.1 %) died	Open-label, individually randomized, controlled trial

Liu et al. [40]	China Chongqing,	20JAN2020 to 03FEB2020	51 Patients, median age 45, 34 – 51. 32 (63 %) male.	Some 7 (13.7 %) severe. 44 non severe.	Onset to: Test 1.9 CI 1.6 - 2.3. Admission 4.2, CI 3.8 – 4.6. ICU 10.5 CI 8.2 – 13.3 d, n = 19.	12, 9 - 13	1 died. 50 discharged	A retrospective single centre case series of 51 hospitalised patients with confirmed COVID-19 at Chongqing University Three Gorges Hospital.
Chen et al. [41]	China Shanghai	20JAN2020 to 06FEB2020	249 patients, median age 51, 36 – 64, 126 (51 %) male. 90 (36 %) had at least one pre-existing condition. 7 (2.4% were asymptomatic.	All admitted to wards. 22 (8.8 %) admitted to ICU, 8.5 (SD 4 d) after onset. 8 (3.2 %) developed ARDS 4.8 (SD 2.4 d) after onset.	Onset to admission 4, 2 – 7.	16, 12 - 20	2 (0.8 %) died by cut-off. 215 discharged, 32 continuing care in hospital 13 in ICU, 19 in general ward	A retrospective single centre case series of 249 confirmed COVID-19 at the Shanghai Public Health Clinical Centre, Shanghai
Zhao et al. [42]	China Beijing	21JAN2020 to 08FEB2020	77 patients. All confirmed COVID-19. Hospitalised. Mean age 52 yrs (SD 20), 34 (44 %) Male, 24 ((31 %) pre-existing conditions. Hypertension 21 %, cardiovascular disease (12 %), diabetes (8 %).	57 (74 %) non severe, 20 (26 %) severe. Includes 2 asymptomatic.	Onset to admission was 5, 3 – 6 n = 77	13, 10 – 18, all n = 77 13, 10 – 16.5, resolved n = 64 18.5, 15 – 21 n = 10 severe 12, 10 - 16 non severe n = 54	64 (83 %) discharged, 8 continuing care, 5 died.	A retrospective observations study to characterise clinical aspects of COVID-19 disease in Beijing
Wang et al. [43]	China Anhui	20JAN2020 to 09FEB2020	125 patients. Mean age 39 y, SD 13.8). 71 (57 %) male.	19 of 125 (15.2 %) to ICU	Onset to admission 4 d Onset to diagnosis 6 d	Of resolved 14.8 , SD 4.16	At cut-off, 18FEB 47 (38 %) discharged, no deaths disclosed.	A single-center, retrospective, descriptive study in Fuyang, Anhui, China.
Zhang et al. [44]	China Wuhan	02Jan2020 to 10FEB2020	221 patients. Median age 55, 39 – 66.5. 108 (49 %) male. 55 (24.9 %) severe, 166 (75 %) non-severe. 78 (35.3 %) one or more pre-existing conditions. Severe cases n = 55, median age 62, 52 – 74 yr. 35 (64 %) male.	ARDS 48 of 221 (21.7 %) ARDS 48 of 55 (87.3 %) severe. No non severe dev ARDS. 44 admitted to ICU.	Interval onset to hospital admission: 7, 4 – 10 d to dyspnea: 8, 4 – 11 d Interval onset to ICU admission: 10, 7 – 13.		12 of 221 (5.4 %) died 12 of 55 (21.8 %) severe cases died.	A single centre, retrospective case series in 221 patients with lab confirmed SARS-CoV-2 at a university hospital
Wu and McGoo gan Opinion [3]	China	To 11FEB2020	72,314 Cases (as of February 11, 2020) Confirmed cases: 44,672 (62%) Suspected cases: 16,186 (22%) Diagnosed cases: 10,567 (15%) Asymptomatic cases: 889 (1%) HCW infected - 5 died 1,716 of 44,672 (3.8 %) overall 1,080 of 1,716 (63 %) in Wuhan 247 of 1,668 (14.8%) severe or critical	Spectrum of disease (N = 44,415) Mild: 81 % (36,160 cases) Severe: 14 % (6,168 cases) Critical: 5 % (2,087 cases)			1023 of 44,672 (2.3 %) died 208 of 1,408 (14.8%) aged 80+ years 312 of 3,918 (8.0 %) aged 70-79 years 1,023 of 2,087 (49.0 %) critical cases died	A viewpoint article summarises the Chinese Centre for Disease Control and Prevention large case series (n = 72,314) of coronavirus disease 2019.
Chen et al. [45]	Tongji Hospital	13JAN2020 to 12FEB2020	274 patients with outcomes; 113 deceased patients (of 799); 161 recovered patients. Median age of deceased patients 68, 62 – 77 y. 83 (73 %) male. 71 (63 %) at least one pre-existing condition. Recovered patients (n = 161), median age 51, 37 – 66. 88 (55 %) male,			13, 6 – 17 resolved n = 274 5, 3 – 9.3 died n = 113 16, 14 – 19 recovered n = 161	Mortality rate up to 14.1 %, note only 161 patients discharged at cut-off. Some 525 patients were continuing care.	A retrospective case series on patients of the urgently constructed Tongji Hospital.
Yuan et al. 2020 [46]	Zhenzhen China	11JAN2020 to 13FEB2020	94 discharged patients. Median age 40 (range 1 to 78 years). Males accounted for 42 of 94 cases.			mean 14.3 (CI 13.6 - 15.0) All 12.9 (CI 11.4 - 14.4) moderate n = 8 16.4 (CI 14.8 - 17.9) Severe cases n = 11	No death – inclusion criteria was discharged alive	A retrospective single centre study of all data collected from 94 patients in Shenzhen Third People's Hospital. All 94 patients discharged. Inclusion criterion.
Chen et al. [47]	China Hunan	23JAN2020 to 13FEB2020	291 patients. Median age 46, 34 - 59, r 1 – 84. 11 (3.8% < 15 y. 1245 (50 %) male, 93 (32 %) had at least one pre-existing condition, 13 % hypertension, 8 % diabetic.	Mild 29 of 291 (10%), moderate 212 (73 %), severe 50 of 291 (17 %).		All n = 291 16, 14 – 17 If resolved 12, 10 – 15 al n = 159 16, 12.5 – 21.5 n = 9 mild 12, 9 – 14 n = 121 moderate	2 of 291 died during study (0.7 %) At cut-off 159 (55 %) patients discharged.	A double centre observational study conducted in two designated hospitals in Hunan province China. On all consecutive cCOVID-19 confirmed patients at the first Hospital of Changsha and Loudi Central Hospital Hunan, China.

Fan et al. [21]	China Wuhan	30DEC2019 to 16FEB2020	101 patients, mean age 65.5 years (range 24 to 83). 64 males, 37 females. All died. Majority underlying, 25.7 % two conditions.	All (101, 100 %) oxygen therapy, 84 (83.17 %) non-invasive ventilator or high flow oxygen, 79 (78.2%) invasive ventilation. 7 patients ECMO, 8 treated with CRRT	Onset to hospital 11, 8 to 13.5 To death 21, 17 to 27.5 To ARDS 12, 9 to 14 ARDS to invasive mechanical ventilation 3, 0 to 6. Duration invasive mech ventilation 5, 2 to 8; r 1 to 31 d).	14, 13 – 17 n = 29 severe D in general ward 0 (0 to 4 d). 54 of 101 transferred to ICU	All died – criteria for inclusion was death	A single centre retrospective observational study on 101 death cases. Early paper - 57 patients lab confirmed, 44 clinically consistent
Lu et al. [48]	China Wuhan	03JAN2020 – 27FEB2020	121 patients. Median age 59, 46 - 6766 (55 %) male. 70 (58 %) one or more pre-existing condition. 33 (27 %) hypertension.	Some 23 (19 %) moderate presentation, 41 (34 %) severe, 57 (47 %) critical presentation. Hypoxaemia in 94 (80 %). Supplemental oxygen given 88 (73 %), mech vent 20 (17 %). 25 (21 %) diabetic.	1 of 23 (4.4 %) moderate died 12 of 41 (29 %) severe died 13 of 57 (23 %) critical died. 9 of 20 (45 %) ventilated patients died.	14, 10 – 20 all n = 121 14, 10 – 21 surviving n = 95 13, 10 – 18.3 non surviving n = 26	A single-centered, retrospective, observational, cohort study, in a secondary hospital, Wuhan, China. Confirmed and suspected included.	A single centre, retrospective observational case series on 121 consecutively hospitalised COVID-19 patients.
Wang et al., [49]	Sichuan China	16JAN2020 to 04MAR2020	538 patients. Hospitalised, 450 (mild), median age 45. 450 categorised mild, 88 severe. 3 reported as died.			19, 14 – 23, r 3 – 41 All n = 538 19, 14 – 23, r 3 – 39 Mild n = 450 23, 15 – 26, r 3 – 41 severe n = 88	3 patients reported as died	A retrospective cross sectional study on 538 confirmed COVID-19 patients in Sichuan Province, China.
Huang et al. [50]	China Guangdong Province and Hubei Province	07FEB2020 to 08MAR2020	372 patients, 197 given chloroquine, 176 historical controls not given chloroquine. Mean age 43, 33 – 55 CQ group, 48, 36 – 56 control group. Majority classified as moderate severity (n = 184, 94 % CQ, n = 157, 89 control). Outcomes confined to moderate severity only. Hypertension in 13 and 11 (17 %) respectively. Diabetes (type 2) 4 (5 %) CQ group and 5 (8 %) control group.		Median duration of fever and time to test negative shorter in tx group. However, only 42 (CQ) and 51 (control) patients actually experienced at least one day of fever. No difference in LOS reported.	19, 16 – 23 (CQ) 20 16 – 24 (control)	No patient disclosed as a death in either group	A multicentre prospective observational study to examine outcomes in chloroquine treat adult COVID-19 patients compared with historical controls. Limited evidence to support CQ usage, but LOS defined clearly.
Bi et al. [51]	China Shenzhen	11JAN2020 to 10MAR2020	420 patients. 200 males (48 %). Mean age 45, IQR 34 – 60. 92 of 420 one reported pre-existing condition. 21.9%	Initial assessment 23 mild, 394 moderate, 3 severe or critical. 23 (5.5 %) mild. 304 (72 %) moderate, 74 (18 % severe, 19 of 420 (4.5%) critical. 90 of 417 (21.6 %) mild or moderate progressed to severe. 36 of 417 developed ARDS.	Time to: onset to severe stage 9.5, CI 8.7 – 10.3 d To ARDS 11, CI 9.7 – 12.3 d To ICU 10.5, CI 8.2 – 13.3 d 19 admitted to ICU by study cut-off. 18 required mech vent.	21.3 CI 20.5 – 22.2 d mild moderate 30.3, CI 26.7 – 31.4 d for severe, not ICU 52.1, CI 43.3 – 59.5 including ICU	4 died, 1 after discharge, 4 remained critical continuing care.	A single centre prospective observational study conducted at the Shenzhen Third People's Hospital, which was designated to treat all COVID_19 positive patients in Shenzhen, regardless of severity.
Liu et al. [52]	China Wuhan	05FEB2020 to 14MAR2020	99 patients, 61 pneumonia, 38 severe pneumonia			22, range 9 – 46 25, range 14 – 44	No death disclosed, all reported as discharged	A two centre
Wu et al. [53]	China Wuhan	26DEC2020 to 14MAR2020	1,763 patients, 1514 severe, 249 critical. Severe: Median age 61 (51 – 70, 790 (52 %) female, 354 (23 %) hypertension, 185 smokers (12 %), 181 (12 %) diabetic. Critical: Median age was 68, 58 – 78, 102 (41 %) female. 107 (43 %) hypertension, 56 (12.5 %) were smokers and 56 (12.5 %) diabetic.	Of severe 1514 cases, 253 (16 %) progressed to critical.		12.7, 7.5 – 19.8 n = 1514 13.9, 5.8 – 22.6 n = 249	Overall death in 193 of 1,763 (12 %) cases. Severe: Death in 109 of 1514 (7.2 %) Critical: 84 of 249 (33.7 %).	A two centre retrospective observational cohort study to evaluate the use of systemic corticosteroid or not in severe or critical COVID-19 patients. 2,289 consecutive cases were enrolled, non-severe/critical were excluded (n =126), 202 without exact severe or critical diagnosis timepoint 198 with missed diagnosis on day of admission; 1,763 included.
Tao et al. [20]	China Chongqing	JAN2020 to MAR2020	167 patients. Median age 46	22 (13.2 %) severe. 125 mild or common presentation. 20 (18.1 %) asymptomatic.	ARDS not recorded	19.75 Severe 16.96 Mild or common 14.3 Asymptomatic	No deaths reported	A single centre, retrospective observational study.

Yu et al. [54]	China Wuhan	01FEB2020 to 04APR2020	550 critically ill patients. Age 68, 59 -77. 344 (63 %) male. 252 (46 %) hypertension, 94 (17 %) diabetes, 59 (11 %) coronary heart disease.	All critically ill, n = 550. 48 received HCQ in additional to standard treatments. 502 underwent standard care.	545 (99 %) oxygen therapy 359 (64 %) mech vent	15, 10 – 21 HCCQ died n = 9 8, 4 – 14 NHCQ died n = 238 32, HCCQ surviving n = 39 30, NHCQ surviving n = 264	247 of 550 (45 %) died. 9 of 48 (19 %) HCQ treated died. 238 of 502 standard care (47 %) died	A retrospective study to evaluate use of HCQ or none HCQ treatments in critically ill COVID-19 patients. Note small numbers in HCQ exposed group. Study used to gain LOS insight – not treatment	
Korea									
Ki et al. [55]	Korea	20JAN2020 to 10FEB2020	28 patients; 15 (53.6 % male. Med age 42 yrs, range 21-73.		Onset to diagnosis 4, range 0 – 16. Onset to quarantine / isolation 3, range 0 to 15 d.	Dx to discharge: 12.5, range 7 to 17.		A case series of 28 confirmed SARS-CoV-2 infections in Korea. Three asymptomatic Four discharged other continue hospitalisation – none listed as serious at study cut off.	
Macau									
Lo et al. [56]	Macau	21JAN2020 to 16FEB2020	10 cases. Median age 54 years (IQR 27 to 64). Two patients were assigned a mild classification, four moderate and four severe. 5 of 10 pre-existing condition.	10 of 10 hospitalised, 0 of 10 to ICU. 0 of 10 ARDS		20, 19 – 21	5 discharged and 5 remained hospitalized at study cut-off.	A case series of ten COVID-19 patients in Macau. Five remained hospitalised at study cut-off al. 2020	
Singapore									
Young et al. [57]	Singapore	To 25FEB2020	18 patients. Median age was 47 yrs, 50 % male, 50 % female	6 of 18 (33.3 %) Oxygen, 2 of 18 (11.1 %) to ICU, 1 of 18 (5.6 %) mech vent				A descriptive case series of the first 18 patients diagnosed with SARS-CoV-2 infection at four hospitals in Singapore.	
Iran									
Sami et al. [58]	Iran	From Feb 2020, end point not clear	600 patients of which 490 had complete medical information. Mean age 57 (SD 15), 39 % female. 35 % hypertension, 28 % diabetic, 14 % ischemic heart disease	Some 8 % admitted to ICU.		5, 3 - 8	34 (7 %) died.	A prospective hospital-based open-cohort study, patients are followed from admission until one year from their discharge in Isfahan Iran.	
Davoudi Monfarid et al. [59]	Iran	29FEB2020 to 03APR2020	Only severe presentations included. N= 81., 54.3 % male. Hypertension (38 %), cardiovascular disease (28 %), diabetes 27 %). 42 INF and 39 controls. Mean age 56 y (INF), 60 y (control). APACHE 15.3 (SD 4) INF, 14.5 (SD 3) control.	19 of 42 admitted to ICU (45 %), 23 of 39 (59 %). Overall 42 of 81 admitted to ICU		14.8 (SD 8.75) IFN n = 19 12.25 (SD 7.48) control n = 23	8 of 42 (19 %) IFN treated died, 16 of 39 (43 %) controls died. Overall 24 of 81 died. Restricted to severe presentations.	An open-label randomized clinical trial was conducted to assess efficacy and safety of IFN-β1a in treatment of adult COVID-19 patients in the Imam Khomeini Hospital Complex, as main central hospital in Tehran, Iran	
Abu Dhabi									
Mallat et al. [60]	Abu Dhabi	01MAR2020 to 25MAR2020	34 patients. Median age 37, 31 to 48. 25 (74 %) male. BMI 24, 22.7 – 27.5 kg/m2. 5 (14.7 hypertension, 4 (12 %) NSAID treatment, 3 (9 %) asthma, 3 (9 %) malignancy.			All non severe: 14, 6 – 18.5 n = 34; all 17, 6 – 20 n = 23; HCQ 9, 6 – 12.7 n = 11; non HCQ	No patient admitted to ICU. No death disclosed.	A retrospective observational study to investigate the efficacy of early use of HCQ in increasing viral clearance in all consecutive confirmed hospitalized mild to moderate COVID-19 patients in Cleveland Clinic Abu Dhabi.	
Saudi Arabia									
Shabrawishi et al. [61]	Saudi Arabia	12MAR2020 to 31MAR2020	150 patients. Mean age 46 (SD 15.3). 90 (61% male. 3.9 % CW. 42 (29 %) hypertension, 38 (26 %) diabetic.	105 (70 %) mild, 29 (19 % moderate, 16 (11 %) severe or ICU. 47 of 105 (31 %) mild asymptomatic.		Mean 9.2, SD 3.9, range 2 – 23.		Retrospective single-centre case series study of 150 patients diagnosed with COVID-19	
Kuwait									
Almazedi et al. [62]	Kuwait	24FEB2020 to 20APR2020	1,096 patients. Median age 41 25 – 59, range 1 – 93. 33 (3 %) under 14 years. 888 of 1096 (81 %) male. Mean BMI 26.6 (SD 4.6). 44 of 1096 smoker. 761 (69 %) no pre-existing condition. 177 (16 %) hypertension, 155 (14 %) diabetic, 65 (6 %) hyperlipidemia.	3.6 % ICU admission. 50 % asymptomatic	Onset to presentation 3, 0 to 6 d. Intubation on admission in 9 of 1096 (0.8 %).	18, 13 – 24 n = 1096 range 2 – 64 < 18 yr 17, 13 – 20, R 3 – 41 18-65 yr 17, 13 - 23, R 2 – 64 > 65 yr 24, 18 – 31, R 8 - 64	19 of 1096 (1.7 %) died by cut-off. 967 (88 %) discharged alive 19 (1.7 %) continuing care ICU 26 of 1096 (2.4 %) continuing care non-ICU 65 (6 %) hospitalised with no treatment req	A retrospective cohort study was conducted on all consecutive patients in the entire State of Kuwait diagnosed with COVID-19 and admitted to Jaber Al-Ahmad Al-Sabah Hospital.	
Italy									

Grasselli et al. [6]	Italy Lombardy	20FEB2020 to 07MAR2020	3,420 cases	359 of 3420 (16 %) ICU				An opinion paper discussing ICU capacity in the Italian hospital network.
Cereda et al. [5]	Italy Lombardy	20FEB2020 to 08MAR2020	5,830 cases. 204 asymptomatic Median age 69 yrs (ranged 1 month to 101 yrs). 62% male	204 asymptomatic 5,626 reported symptoms 47 % hospitalized 18 % ICU			346 died highest in older groups 14 % in 75 + yrs	An retrospective observational study of 5,830 laboratory confirmed COVID-19 in Italy
Grasselli et al. [63]	Italy Lombardy	20FEB2020 to 18MAR2020	1,591 patients admitted to ICU	1287 of 1300 (99 %) required respiratory support; 1150 (88 %), mechanical ventilation 137 (11 %,) received non-invasive ventilation.			ICU mortality 26 %. Older patients (n = 786; age 64 years and older) had higher mortality (36 %) than younger patients (n = 795; age aged 63 years or less (15 %)	A retrospective case series of 1,591 consecutive patients with laboratory confirmed COVID-19 referred to ICU admission to the coordination centre. ICU patients only; inclusion criterion
Giacomelli et al. [64]	Italy Milan	21FEB2020 to 19MAR2020	233 patients. Median age 61, 50 – 72, 161 (69 %) male, 26 (11.2 %) hCW. 38 (16 %) obese, 70 (30 %) history of smoking.	32 of 233 (14 %) mild, 113 (49 %) moderate, 80 (34 %) severe, 8 (3.4 %) critical No oxygen therapy in 91 (41 %). Face mask 49 (21 %), venturi type mask 36 (16 %), face mask with oxygen reservoir bag 15 (6.4 %), cPAP 29 (12.4 %), mech vent 8 (3.4 %).	Onset to admission 7, 4 – 9 d	12, 8 - 21	48 (20.6 %) died. 185 survived, 162 (70 %) discharged, 23 (10 %) continuing care at cut-off.	A single-centre, prospective cohort study of adult COVID-19 patients admitted to Luigi Sacco Hospital in Milan, Italy
Wu et al. [65]	Italy Milan,	21FEB2020 to 15APR2020	174 patients. 92 admitted to Intermediate medial ward (IMW), and 82 admitted to ICU. ICU median age 62.6, 48.8 – 68 y. 65 of 82 (79 %) male. BMI 27.8, 25.4 – 321.9. 39 of 82 (48 %) cardiovascular disease. 11 of 82 (13%) smokers. 11 of 82 (13 %) diabetic. IMW median age 60, 49 – 73 y. 56 of 92 (61 %) male. BMI 26.6, 23.9 – 29.8 kg/m ² . 47 of 92 (51 %) smokers, 41 of 92 (45 %) cardiovascular disease, 26 of 92 (28 %) diabetic.		Onset to admission 6,4 – 9.2 ICU vs 8, 6 – 11 for IMW. Hospital admission to CPAP 1, 0 – 3, vs 1, 0 – 2 d.	20, 15 - 29 ICU n = 82 8, 5 – 14 IMW n = 92	43 of 82 (52 %) ICU died. 20 of 92 (22 %) IMW died 17 of 82 (21 %) continuing care in ICU.	A retrospective, observational cohort study of all adult patients admitted to the ICU and IMW at Luigi Sacco Hospital, a referral centre for highly transmissible diseases in Milan, Italy
SARS-CoV-2 Surveillance Group, [66]	Italy	Up to 28MAY2020	31,851 deceased patients. Median age was 80 years (IQR 74 to 88). Females 13,042 (41 %). Overall, 4.1 % presented with a no pre-existing condition, 14.9 % with 1, 21.5 % with 2, and 59.5 % with 3 or more. Number of patients transferred to ICU not reported.	ARDS occurred in 96.9 % of cases	Median onset symptoms to death 10 d, onset to hospitalization was 5 d (IQR or ranges not presented)	5 , variation not presented	All patients died (n = 31,851). ARDS in 96.9 % of cases, acute renal failure in 22.3 %. Superinfection 12.6 % and acute cardiac injury in 10.8 % of cases.	Government agency report. All patients died; inclusion criterion It is not clear what number of patients were transferred to ICU care.
UK								
Boddington et al. [67]	UK	To 09APR2020	381 cases, 359 England, 19 Scotland, 3 Wales. 17 % resident in London. An estimated 51 % of cases were imported. 42 of 357 (12 %) HCW of which 26 were deemed imported cases.. Mean age 48, range 1 – 94, 57 % male.	277 (77 %) contacted NHS111. 47 (13%) visited GP, 103 (29 %) visited A&E, 154 (43 %) hospitalised 35 (10 %) admitted to ICU, 25 (7 %) mech vent. 12 (3.3 %) progressed to ARDS, 57 (16 %) radiological evidence pneumonia, 1 (0.3 %) ECMO.	Duration of illness (n = 154), 11, 7 – 15, range 2 -36 d.		25 died	A retrospective analysis of the first few hundred COVID-19 positive cases.
Sapey et al. [68]	UK Birmingham	10MAR2020 to 17APR2020	2,217 patients. 73, 58 – 84. 1,290 (58 %) male. 439 (20 %) no pre-existing condition. 888 (40 %) 1 or 2, while 890 (40 %) had 3 or more pre-existing	Severity on admission: 449 (61 %) mild 185 (25 %) moderate 102 (14 %) severe	Onset to admission Of 567 cases: 7, 3 – 0, range 0 - 30	6, 2 – 12 all 5, 2 – 11 discharged n = 1,052 6, 3 – 11 died n = 611	1,052 (48 %) recovered and discharged 554 (25 % continuing care at cut-off.	A retrospective cohort study, using prospectively collected data, was conducted confirmed COVID-19 positives admitted to UHB

			conditions. Some 864 (39 %) hypertension. 752 (34 %) diabetic.	Escalation 269 (12 %) admitted to ICU.			611 (28 %)	
Docherty et al. [69]	UK, England Scotland and Wales. 166 UK hospitals	06FEB2020 to 18APR2020	16,749 patients. Median age 72, 57 – 82., range 0 to 104. 7,715 (60%) male. Chronic cardiac disease 29 %. Diabetes 19%. Chronic pulmonary disease, non-asthmatic 19 %. Asthma 14 %. No documented pre-existing condition in 47 %.	Onset to admission was 4, 1 to 8 d	The 16,749 patients represented 14.7 % of all people tested positive for COVID-19 in Britain. 17 % admission to high dependency or ICU.	7, 4 to 12	At cut-off 49% discharged alive, 33 % died, 17% continuing care. Of those high dependency or ICU : 31 % discharged alive, 25 % died, 24 % continuing care	Prospective observational cohort study with rapid data gathering and near real-time analysis, using a pre-approved questionnaire adopted by the WHO
Shah et al. [70]	UK Oxford	31MAR2020 to 25APR2020	30 patients. Median age 57, 52 – 64. 17 (57 %) male. 26 (87) non-invasive ventilation in 18 (60 %). invasive ventilation. 6 of (20 %) died in ICU, 16 (53 %) continuing care in ICU, 8 (27 %) discharged alive from ICU			8, 4 – 11 n= 30		A retrospective observational cohort study to evaluate serum iron profiles in COVID-19 patients with at John Radcliffe Hospital, Oxford, UK
Spain								
Perez-Tanoira et al. [71]	Spain Madrid	03MAR2020 to 16MAR2020	562 patients, records obtained for 392 patients, 311 were hospitalized. Median age of 392 was 72, 51 – 81. Some 206 53 % were male. 252 (64 %) had one or more pre-existing condition. 175 (45 %) hypertension, 102 (26 %) cardiovascular disease, 97 (25 %) were diabetic.	Of 392 cases: 106 (27 %) mild 141 (36 %) severe 145 (37 %) critical	Onset to admission median 3 d	5, 1 – 10 hospitalised 6, 2 – 10 died n= 108 4, 0 – 10 alive n = 284	Some 19.2 % of 392 died. Some 108 of 311 (35 %) hospitalized patients died. 199 discharged, 85 continuing care at cut-off, 108 died.	A retrospective observational study on all consecutive confirmed adult cases of COVID-19 in a secondary hospital, Madrid, Spain
Heili-Frades et al. [72]	Spain	31JAN2020 to 17APR2020	4,712 patients. Mean age 62, 47 – 77. 2,330 (50 %) male. 1,794 (38.1 %) Hypertension. 1,053 (22.3 %) former or current smoker, 875 (18.6 %) cardiovascular disorder. 730 (15.5 %) Diabetic.	4712 test-positive treated in ED and hospitalized. 2,739 of 4,712 (58 %) hospitalized. 242 of 4,712 admitted to ICU (5.1 %).			Overall: 626 of 4,712 (13.3 %) died. 548 of 2739 (20 %) hospitalized died.	Observational study of consecutively confirmed SARS-CoV2 cases in 4 public hospitals in Madrid
Borobia et al. [73]	Spain Madrid,	25FEB2020 to 19APR2020	2,226 of 3,127 patients were hospitalized. Median age 61, 46 – 78, 52 % female. 78 % at least one pre-existing condition. 41 % hypotensive, 19 % Chronic heart disease, 17 % DM.	2,226 of 3,127 patients were hospitalized. 460 of 2,226 died (20.7 %); or 1,766 of 2,226 (79.3 %) discharged. 237 (10.6 %) admitted to ICU, 116 continued care ICU, 55 died, 20 discharged, 46 discharged to acute bed	Median onset symptoms to hospital admission 6, 3 – 9 d		460 of 2,226 died (20.7 %); 1,766 of 2,226 (79.3 %) discharged Most frequent complication acute confusional syndrome 197 (9 %), acute kidney failure 173 (8 %) and ARDS 109 (5 %).	A prospective cohort observational study of all consecutively admitted patients hospitalised and had a final outcome assigned in a 1,286 bed hospital of Madrid, Spain.
Casa Rojo et al. [74]	Spain	To 30APR2020	6,424 patients in 109 hospitals. Median age 69.1 y, range 18 to 102. 57 % male. 60.2 % with moderate or severe comorbidity index scores. 15.1 % moderate or severe dependency for daily activities. Hypertension (50 %), dyslipidaemia 40 %), obesity (21 %). 19 % diabetic.	All hospitalised 568 (9 %), mild ARDS 474 (7.4 %) moderate ARDS 1,024 (32.3 %) severe ARDS 642 of 6382 (10%) bacterial pneumonia and 382 of 6382 (6 %) sepsis 483 of 6411 (7.5 %) to ICU		Mean 8.4, SD 6.4 d died Mean 9.3, SD 4.0 d surviving	1356 of 6424 (21 %) died 5031 (78 %) discharged 192 (3.3 %) readmitted 37 (0.6 %) continuing care.	A multicentre retrospective cohort study, including consecutive patients hospitalized with confirmed COVID-19 throughout Spain.
Switzerland								
Ceruti et al. [75]	Switzerland	14MAR2020 to 12APR2020	41 ICU patients. mean age 64 (-/ 16.5) years, 35 (85 %) male.	41 of 310 (13.2 %) admitted to clinic admitted to ICU. 54 with DNR not considered for ICU admittance.			10 died (24 %); 2 transferred out; 24 (61 %) discharge 41 patients admitted to ICU from 310 at clinic. 34 (83 %) required mechanical ventilation. 25 (61 %) to discharge.	A retrospective observational study restricted to patients admitted to ICU to Clinica Luganese Moncucco in Canton Ticino area
Denmark								

Reilev et al. [76]	Denmark	27Feb2020 to 30APR2020	9,519 positive cases of 228677 tested. Median age was 49, 34 – 63. Median age 45, 31 – 57 y in community managed cases. Median age 82, 75 – 89. In deceased cases. Some 17 % of community-managed cases had two or more pre-existing conditions, increasing to 57 % of hospitalized and 82 % of fatal cases.	Some 78 % (n = 7,49) community managed, 22 % (n = 2,090) hospitalised, 3.2 % (n = 300) ICU.			524 (5.5 %) died within th3 30 day follow up-	A population-based study of a Danish COVID-19 cohort capturing all individuals with a positive PCR test for SARS-CoV-2 in Denmark HCW accounted for 23 % of all PCR positive cases.
Belgium								
De Smet et al. [77]	Belgium	12MAR2020 to 30APR2020	81 patients, 33 (41 %) male. 85, 81 – 90. 42 (52 %) LTC resident. 36 of 81 (44 %) dementia, 52 (64 %) polypharmacy.	7 of 81 admitted to ICU.(8.6 %).		13, 8 – 18.5 all n = 81 13, 8 – 21 surviving n = 62 7, 3.75 - 15 n = 19 non surv	19 of 81 died. (23 %). 18 of 64 (28 %) of the frail group. 1 f 17 (5.5 %) of the non-frail group died. 5 of 7 (71 %) ICU died.	A retrospective, single-centre observational study was performed among COVID-19 patients at the Geriatrics Department of Imelda General Hospital in Bonheiden, Belgium.
Finland								
Feuth et al. [78]	Finland	To 03MAY2020	28 patients. Age 56, 47 – 72. BMI 28, 25 to 31 kg/m2. 11 of 28 (39 %) current of former smoker. 12 of 28 (43 %) hypertension, 10 of 27 (37 %) obese, 8 of 28 (obstructive sleep apnea, 7 of 28 (25 %) diabetic. 13 cases were assumed hospital acquired COVID-19.	7 of 28 admitted to ICU.		9.5	3 reported as died. Short time from last enrolment to cut-off (7 d).15 (54 %) discharged home, 9 (32 %) to step down, 2 patients died in hospital, 1 patient after discharge	A retrospective observational cohort study to systematically collect clinical data of all Covid-19 patients admitted in the University Hospital of Turku, Finland
Ireland								
Health Protection Surveillance Centre (HPSC) Ep Team [79]	Ireland	To 30MAR2020	2,990 confirmed cases. Median age 48, range 0 to 99 years.	Hospitalisation in 834 of 2,990 (27.9 %) of cases. ICU in 126 of 2,990 cases (4.2 %)			84 (2.8 % died)	A daily epidemiology report prepared for government advisory group.
HPSC Ep Team [80]	Ireland	To 13APR2020	11,261 confirmed cases. Median age 48, range 0 to 106 years.	Hospitalisation in 1,968 of 11,261 (17.5 %) of cases. ICU in 280 of 11,261 cases (2.5 %)			435 (3.9 %) died <i>Data includes HPSC Ep Team 2020b</i>	A daily epidemiology report prepared for government advisory group.
HPSC Ep Team [81]	Ireland	To 27APR2020	19,723 confirmed cases. Median age 49 range 0 to 106 years.	Hospitalisation in 2,669 of 19,723 (13.5%) of cases. ICU in 355 of 19,723 cases (1.7 %)			962 (4.9 %) died <i>Data includes HPSC Ep Team 2020a 2020b and 2020c and 2020d above</i>	A daily epidemiology report prepared for government advisory group.
HPSC Ep Team [82]	Ireland	To 04MAY2020	21,908 confirmed cases. Median age 49 range 0 to 106 years.	Hospitalisation in 2,878 of 21,908 (13.1%) of cases. ICU in 373 of 21,908 cases (1.7 %)			1,128 (5.1 %) died <i>Data includes HPSC Ep Team 2020a 2020b and 2020c and 2020d and 2020e above</i>	A daily epidemiology report prepared for government advisory group.
USA								
The COVID-19 Investigation Team [83]	USA 6 States 6 of 12 CA	20JAN2020 to 05FEB2020	12 patients. Median age 53 yrs (range 21 to 68). 8 male. 4 of 5 with underlying conditions hospitalised	Hospitalisation 7 of 12. 5 of 12 dyspnoea. 4 of 12 supplemental oxygen. ICU 1 of 12 patient	Onset to resolution 14, range 6 to 20		11 of 12 discharged or home isolation 1 hospitalized at study cut-off (in ICU)	A Case series of the first 12 patients identified with COVID-19 in the USA.

Ebinger et al. [84]	USA Los Angeles	26FEB2020 to NR	442 positives. Mean age 53 y (SD 20). 256 (58 %) male. 71 (16 %) obese. 161 (36 %) hypertension, 84 (19 %) diabetic 70 (16 %) COPD or asthma.	214 of 442 (48 %) admitted to hospital. 77 of 442 (17 %) admitted to ICU. 77 of 214 (36 %) admitted required ICU. While 52 of 214 (24 %) underwent intubation.			NR	Retrospective observation study to investigate pre-existing conditions and the development of severe COVID-19. Mortality rate not reported.
CDC COVID-19 Response Team [85]	USA	12FEB2020 to 16MAR2020	4,226 cases. Hospitalization status missing 1,514 cases. ICU status missing or 2,253 cases. Illness outcome or death missing or unknown for 2,001 cases	Hospitalisation in 20.7 to 31.4 % of cases, with ICU admission required for 4.9 to 11.5 %.			Case fatality estimates: ≥85 years, ranging from 10% to 27%, 65 – 84 yrs: 3% to 11% persons, 55 – 64 years: 1% to 3%	A population based agency report. Estimate range presented to account for missing data
Palaiodimos et al. [86]	USA Bronx	09Mar2020 to 22MAR2020	200 patients. 1.2 female. Median BWI 30 kg m2. Median age 64, 50 – 73.5. Hypertension 76 %, hyperlipidaemia 46 %, coronary artery disease in 17 %. 28 % asthma or COPD, 29 % Chronic kidney disease or ESRD. 40 % diabetic.	Increased oxygen 90 of 200 (45 %) ARDS 45 of 200 (23 %) Intubation 42 of 200 (21 %) ICU 32 of 200 (16 %)		6, 4 – 10	48 of 200 (24 %) died 6 (3 %) continuing care LOS excludes deceased	A retrospective study of the first 200 patients admitted to a tertiary medical centre with COVID-19.
Fadel et al. [87]	USA MI	12MAR2020 to 27MAR2020	213 patients median age 62, 51 – 62. 109 (51 %) male. BMI 32, 27 – 39 kg/m2. Hypertension 158 (74%), diabetes 105 (49 %), chronic kidney disease 98 (46 %).			8, 5 – 14 (Std care) 5, 3 – 7 (early corticosteroid)	22 (10.3 %) mech vent in ED 26 (12.2) direct to ICU 64 (30 %) ARDS 63 care escalated to ICU. 39 (18 %) died 35 continuing care at cut-off.	A multi-centre quasi-experimental study at HFHS, comprised of five hospitals in southeast and south-central Michigan. Examined use of std care (n = 81) or early corticosteroid plus standard care (n = 132).
Rosenberg et al., [88]	USA New York	15MAR2020 to 28MAR2020	1438 hospitalised patients. Median age 63. 858 (60 %) male.	All hospitalised.		Resolved: 7, 4 – 10 HCQ & A n = 735 7, 4 – 12 HCQ, n = 271 3, 2 – 5, A, n = 211 4, 2 – 7, neither tx, n = 221 Continuing care: 29, 27 – 33.5, HCQ + A, 28, n = 20 26 – 30 HCQ n = 17 31, A alone, n = 1 25, 21 – 26, no tx, n = 7		Retrospective multicentre cohort study of patients from a random sample of admitted COVID-19 patients hospitalized for at least 24 hours in New York
Myers et al. [89]	USA, California	01MAR2020 to 30MAR2020	377 of 1,299 test-positive hospitalised. Median age 61, 50 – 73 years. 212 (56 %) male.	Hospitalisation 29 % (377 of 1,299 test positives. 113 (8.7 %) to ICU Invasive ventilation in 110 of 377 (29 %) patients, 103 of 113 (91 %) ICU patients.			Of 321 with resolved status; 50 (15.6 % died). 34 of 68 (50 %) ICU patients died.	A retrospective cohort study of SARS-CoV2 positive hospitalised adults at the Kaiser Permanente Northern California (KPNC).
Reyes-Gil et al. [90]	USA Bronx New York	20MAR2020 to 31MAR2020	217 patients. 126 (58 %) male. 142 (65 %) hypertension, 81 (37 %) diabetic. Of those died (n = 70, 32 %): Mean age 69 y (SD 12.4.). 47 (67 %) male. Of those survived (n = 147, 68 %), mean age 58 y (SD 15.6). 47 (54 %) male.				70 of 217 (32 %) died, 147 (68 %) discharged.	A retrospective, single-centre observational study of positive COVID patients in the Montefiore Health System Main Hospital, Moses, a tertiary care centre in the Bronx
Cummings et al. [91]	US, New York	02MAR2020 to 01APR2020	257 of 1,150 hospitalised patients categorised critical. Median age 62, 51 – 72. 170 of 257 ((66 %) male. 82 % at least one pre-existing condition.	Of those enrolled 257 of 1,150 (22 %) transferred to ICU,	Onset to presentation 6 (SD +/- 5) d. 201 of 257 received invasive mechanical ventilation. 13, 9 – 17 d.		86 of 257 (33 %) died in hospital. 122 of 257 continuing care. 4 transferred. 45 of 257 discharged alive.	A prospective cohort observational study of critically ill adults with COVID-19 in New York City.

Paranjpe et al, [11]	USA New York City	27FEB2020 to 02APR2020	2,199 COVID-19 positive hospitalised patients. Median age 65, 75 if died, 59 if discharged. Pre-existing conditions in 46 % of discharged, 64 % of died patients.	All hospitalised. 1,078 completed stay, 36 % admitted to ICU care during stay.		7.7, variation not presented	Of 1,078 with resolved status; 768 (71 %) discharged, 310 (29 %) died.	A multicentre observational study of 2,199 COVID patients in five Mount Sinai Health Systems Hospitals. All hospitalised. 1,078 completed stay
Richardson et al. [13]	USA, New York	01MAR2020 to 04APR2020	5700 patients. Median age 63, 52 – 75 yrs. 2263 (39.7 %) female. 350 (6.1 %) no pre-existing condition, 359 (6.3 %) had 1 pre-existing condition, 4,991 (88 %) > 1 pre-existing condition.	All admitted to 1 of 12 hospitals in New York. 373 of 2634 (14.2 %) of patients who completed stay transferred to IC. 320 (12.2 %) required mechanical ventilation.		4.1, 2.3 – 6.8 3.9, 2.4 – 6.7 discharged 4.8, 2.3 – 7.4 died	553 of 2,634 (21 %) died. Mortality for mechanically ventilated patients 88.1 %. 45 (2.2 %) patients were re-admitted.	A case series of 5700 consecutively hospitalised patients of 12 New York City hospitals.
Argenzi et al. [92]	USA, New York	01MAR2020 to 05APR2020	1000 patients. 150 ED only treatment, 614 admitted to general wards, 236 admitted to ICU. Median age 63, 50 75. 596 (60 %) male. Only 82 (8.2 %) no pre-existing conditions. 75 % BMI > 25.	Of 2,423 tested, 1,403 positive, 1,132 received ED or hospital care. 1000 followed up. 23.6 % admitted to ICU care.	Time to initial intubation (136 patients) was bimodal, 3 4 d, or 9 d post onset. 233 (23.3 %) intubated at least once. Duration of mechanical ventilation 6, 2 – 13 d if died; 9, 6.5 – 12 d if discharged.; and 28, 22.5 – 32 d if continuing care.	6, 3 – 14 All n=1,000 4, 2 – 8 Hospitalised non-ICU	At cut-off 90 (9 %) continuing care 699 (70 %) discharged; 211 (21.1 %) died. 103 of 236 (43.6 %) ICU cases died. 14.7 % died before admission.	A retrospective medical record review of the first 1000 consecutive patients with laboratory confirmed COVID-19 at a large New York City medical centre. Note - Of the 150 ED only patients; 85 % discharged,
Carlucci et al. [93]	USA New York	02MAR2020 to 05APR2020	932 Patients. With Zinc. N = 411. Age 63 +/- 15.2. 147 (36 %) female. Any cardiac condition 182 (44 %). Hypertension 154 (38 %), hyperlipaemia 99 (24 %) Diabetes 105 (26 %). BMI 29.2, 25.8 – 33.4. Without Zinc. N = 521. Age 62 +/- 16 y. 201 (39 %) female. Any cardiac condition 248 (48 %). Hyper tension 208 (40 %), hyperlipaemia 148 (28 %). Diabetes 130 (25 %). BMI 29.3, 25.8 – 33.2).	With Zinc 317 of 411 (77 %) discharged. 38 of 411 (9.2) to ICU. 33 (8 %) invasive ventilation. 54 (13.1 % died or hospice. 28 of 38 (74 %) died or hospice if ICU. 26 of 373 died or hospice if non-ICU Without Zinc 356 of 521 (68 %) discharged. 82 of 521 (15.7 %) to ICU. 86 (17 %) invasive ventilation. 119 (23 % died or hospice. 61 of 382 (74 %) died or hospice if ICU. 58 (13.2 %) died or hospice if non-ICU.		Zinc n = 411 6, 4 - 9 Without Zinc n = 521 6,3 - 9		Retrospective observational study to compare hospital outcomes among patients who received HCQ and azithromycin plus zinc versus HCQ and azithromycin alone
Bode et al. [94]	USA	01MAR2020 to 06APR2020	1122 patients, 88 hospitals, with or without diabetes and or uncontrolled hyperglycaemia. 451 with diabetes and/or uncontrolled hyperglycaemia, 268 (59 %) male, 65 yr, range 24 - 95. Mean BMI 31.8. Patients without DI or uncontrolled hyperglycaemia n =671, 356 (53 %) male, aged 61, 18 – 101, Mean BMI 30.8 kg/m ²			Of 570 patients who died or were discharged: median LOS: 5.7, 1.1 – 24.6 (Diabetic or uncontrolled hyperglycaemia n = 184 vs. 4.3, 1 – 21.2 without, n = 386.	Of 570 died or discharged, MR was 28.8% in 184 diabetes and/or uncontrolled hyperglycaemia patients, vs. 6.2% of 386 patients without diabetes or hyperglycaemia	Retrospective observational study to compare patients who had diabetes and/or uncontrolled hyperglycaemia against each other and against contemporaneously hospitalized COVID-19 patients who did not have either diabetes or uncontrolled hyperglycaemia
Badawi et al. [95]	USA New York City	23MAR2020 to 06APR2020	Hourly results from 186 ICU beds from 14 ICUs and 9 hospitals. 465 patients. Mean age 63.7 (SD +/- 14.3). 312 (67 %) male.			6, 3 – 10 (including ICU)	During pandemic - DRS highest reached 37.5 (1.5 – 71.5) versus (0.9 (0.2 to 7.1; pre pandemic. Last DRS before ICU discharge: 17.5 (0.8 – 71) vs 0.3 (0.1 – 1.2 pre-pandemic.	An observational descriptive study of ICUs monitored by tele-ICU system across Northwell Health. Only ICU.
Petrilli et al. [96]	New York USA	01MAR2020 to 08APR2020	Of 11,544 people tested for SARS-CoV-2, 5566 (48.2 %) were positive. 5,279 were included. Mean 54 yrs (38 – 66). 2,614 (50 %) male. Some 2,752 (52 %) had cardiovascular disease, 1,865 (35 %)	1,739 of 2,741 (63 %) not critical 990 of 2741 (24 %) considered critical		7, 3 -13 (if resolved) if continuing care with critical illness: 36, 32 – 40, r 3 – 52 d	Of 2,741 admitted, 1904 (70 %) discharged alive, 665 (24.3 %) died or discharged to hospice.	A single centre prospective cohort study in an academic centre in New York City and Long Island on all SARS-CoV-2 test positive individuals at NYU Langone Health.

			were obese (BMI ≥ 30 kg/m ²), 1195 (23 %) had diabetes. of 2,741 hospitalised, median age if hospitalised 63, 51 – 74, with 1,678 (61 %) male. 2,185 (80 %) some pre-existing condition. 1,934 (71 %) cardiovascular disease, 950 (35 %) diabetic, with 917 of 2,673 (40 %) recorded as obese.				Of 990 critical: 647 (65 %) mech vent, 102 (10 %) ICU without mech ventilation, 241 were discharged to hospice or died without ICU or mech vent. 749 of 990 critical to ICU. Of 749 ICU: 165 (22 %) discharged 160 (21 %) continuing care 424 (57 %) died	
Mercurio et al. [97]	USA Boston	01MAR2020 to 08APR2020	90 Patients. Mean age 60.1 years (SD 16.7). 44 (49 %) female. Mean BMI 31.6 (SD 6.6). Hypertension recorded in 48 (53 %), diabetes mellitus in 26 (29 %).	30 (33 %) critically ill, 23 (26 %) mech vent.	Onset to test 8, 5 – 12 d 64 (71.1 %) supplemental oxygen 30 (33.3 %) ICU at testing 23 (26 %) mechanically ventilated at time of testing.	5.5, 3.3 – 8 All n = 90 5, 4 – 8 HCQ alone n = 37 6.5, 3 – 8.8 HCQ plus azithromycin		A cohort study at a tertiary care centre in Boston, Massachusetts. All received HCQ, 53 (59 %) received HCQ and azithromycin.
Vanderburg et al. [98]	USA San Francisco	24MAR2020 to 08APR2020	26 patients. Median age 54, 43 – 62. 9 (35 %) female. BMI 31.4, 28 – 35. 15 (58%) Diabetic, 14 of 26 (54 %) hypertension.			15, 12 - 25	3 (12 %) died 17 (65 %) discharged 1 (4 %) to nursing facility, 3 (12 %) to acute bed, 2 (8 %) continuing care	A case series of COVID-19 patients undergoing ICU care at the Zuckerberg San Francisco General Hospital and Trauma Centre
Lewnard et al. [99]	USA California and Washington state	To 09APR2020	1,277 patients. Median age 60, 47 – 72. 56.8 % male. 817 of 1,299 (64 %) completed stay.	158 of 617 (25.6 %) admitted to ICU (data not available from Washington State) Estimates of admissions to ICU 41.9 % (34.1 – 51.4 %)		Mean reported 11.3, IQR 5.1 – 15.6, normal range (NR) 0.9 – 31.3 All 10.7 (surviving) NR 0.8 – 30.1 13.7 (non-surviving) NR 1.7 – 34.6	Mortality 119 of 772 (15.4 %). Estimates for ICU fatalities 17.8 % (14.3 – 22.2 %)	Adjusted for censored data and status of new hospitalizations -hence estimates calculated.
Auld et al. [100]	USA Georgia	06MAR2020 to 17APR2020	217 Patients. All ICU. Median age was 64, 54 – 73, 98 (45 %) female. Hypertension in 134 (62 %). Diabetes 99 (46 %). Median BMI 30, 26 – 35; with 21 (10 %) morbid obesity.			Hospital LOS including ICU 13, 9 – 20 All n = 217 15, 9 – 21 surviving n = 129 11, 7 – 14 Died in ICU n = 52	Of 217 ICU patients, MR was 29.7% (49/165) in those requiring mech vent, with 8.5% (14/165) patients still on ventilator at reporting. Overall mortality was 25.8% (56/217), 52 died in ICU, 4 died after transfer out and 40.1% (87/217) patients survived to discharge.	An observational cohort study of all patients with COVID-19 admitted to six COVID-designated intensive care units (ICUs) at three Emory Healthcare acute-care hospitals in Atlanta, Georgia
Shekhar et al. [101]	USA New Mexico	19JAN2020 to 24APR2020	50 patients. Median age 55 (range 20 – 85). 27 (54 %) female. Obesity (51 %), diabetes (36 %) hypertension (34 %).	All hospitalised, 17 of 50 (34 %) direct to ICU. A further 17 (34 %) admitted to floor and then transferred to ICU. At triage 80 % required Oxygen, 20 % required intubation,	Onset to admission 7 d (range 1 to 21 d)	7, range 1 – 31 all 4, non-ICU 13, ICU	43 of 50 (86 %) were discharged. Mortality 13 or 34 (30.2%) ICU patients died.	A retrospective and prospective cohort study of the first 50 adults admitted to the University of New Mexico Health Science Centre.
Garibaldi et al. [102]	USA Maryland	04MAR2020 to 24APR2020	832 patients. Adult and paediatric. Median age 63, 49 – 75, range 1 – 108. 443 (53 %) male. Median BMI 29 kg/m ²	518 (82 %) mild moderate, 116 (18 %) severe illness. 88 (11.8 %) requiring HFNC Oxygen or NIPPV and 74 (10 %) requiring invasive mech vent.		6.1, 2.6 -10.8 all, n = 832 4.8, 2.6 – 8 mild moderate 15 days, 10.2 -20.6 severe 6.8, 3.3 - 11.2 died	113 (13.5 %) died. 85 (10.2 %) continuing care.	A cohort analysis of consecutive COVID-19 hospital admissions at five Johns Hopkins hospitals in the Baltimore/DC area
Crotty et al. [103]	USA Texas	01MAR2020 to 30APR2020	289 Patients. Mean age 59 y (SD 14.4). Hypertension 178 (62 %), diabetes 134 (47 %); 35 coronary heart disease; 35 (12 %); 53 (18 %) no past medical history.	All hospitalised. 105 of 289 (36.3 %) admitted to ICU. 21 of 25 with bacterial respiratory co-infection admitted to ICU, while 84 of 264 of no resp co-inf (32 %) admitted to ICU.		7, 4 – 11 all 10, 5 – 16 n = 25; BRC 7, 4 – 11 n = 264; No resp co-inf	33 of 289 (11 %); 9 of 25 (45 %) died; 24 of 264 (10 %) died. 25 of 289 (8 %) continuing care Among 199 mech vent, 74 (37 %) discharged, 63 (32	A multicentre observational cohort study of SARS-CoV2 positive adult patients age admitted to any of the 4 acute care hospitals within Methodist Health System in Dallas, Texas, USA, initially 417 patients, with 289 included.

			241 (83 %) no co-infections; 48 (17 %) co-infection; 25 (8.7% bacterial respiratory co-infection. 81 of 289 underwent mech vent for 9, 5 to 14 days. 18 of 25 (72 %) BRC, and 63 of 264 (24 %) no resp co-inf.				% died, 62 (31 %) continuing care, of which 43 (22 %) remain on a ventilator.	
Kim et al. [104]	USA	01MAR2020 to 02MAY2020	2,491 patients. Median age 62, 50 – 75. Some 278 of 2,489 (92 %) of patients had ≥1 underlying condition; 1,428 of 2488 (57 %) hypertension, 1,154 of 2332 (50 %) obese. Of those with chronic metabolic disease, 819 of 1024 (80 %) Diabetic.	Some 798 of 2,490 (32 %) admitted to ICU; 462 of 2,489 (19 %) underwent invasive mechanical ventilation; bilevel positive airway pressure (BIPAP) or cPAP in 82 (3 %), high flow nasal canal 170 (7 %).	Onset to admission (n = 1,938) 6, 3 - 8	6, 3– 11, range 1 – 41. All stay	420 of 2,490 (17%) died during hospitalization 246 of 462 (53 %) invasive mech vent died.	Cohort study of patients identified through the Coronavirus Disease 2019-Associated Hospitalization Surveillance Network. 154 acute care hospitals in 74 counties in 13 states.
Ip et al. [105]	USA New Jersey	01MAR2020 to 05MAY2020	2512 patients. Median age 64, 52 – 76. 1,565 Male. 444 of 2512 (18 %) no pre-existing condition. 1,386 of 2512 (55 %) hypertension. 813 of 2512 (32 %) diabetes. 376 of 2512 (15 %) COPD / asthma. 882 of 2512 (41 %) BMI > 30kg/m ² . 31 % had 3 or more chronic conditions.	150 of 2512 (6.0 %) admitted to ICU. 37 of 598 (no HCQ) to ICU. 113 of 1914 received HCQ admitted to ICU.			547 of 2512 (22 %) died. 1539 (61 %) discharged. 426 (17 %) continuing care. 30 d MR varied from 18 % receiving both H and A, 20 % A only, 25 % H only. 20 % for receiving neither drug. MR was 46 % for ICU patients given tocilizumab (T; n = 134) or 56 % among those not given T (n = 413).	A retrospective, observational, multicentre cohort in the Hackensack Meridian Health network (HMH) to examine the effect of HCQ and tocilizumab in hospitalized COVID-19 patients.
Mexico								
Murillo-Zamora and Hernandez-Surez [106]	Mexico	04MAR2020 to 05MAY2020	5,393 patients. 63.6 % male. Severe illness in 81 %. Hypertension 36.6 %. Diabetes 31.1 %.			Mean 8.4, SD 6.4 d died Mean 9.3, SD 4.0 d surviving	1735 of 5393 died	A retrospective dynamic cohort study of hospitalized adult patients with laboratory-confirmed COVID-19
Australia								
Price et al. [107]	Australia	22JAN2020 To 18APR2020	6,533 confirmed cases.	Probability of hospitalisations and ICU admission calculated from age specific data on confirmed cases. Probability of hospitalisation varied from 0.05 (19 to 29 years) to 0.38 in 80+ years. ICU admission varied from 0.00 in children under 10, to 0.05 % in the 70 – 79 year category.	LOS was estimated rather than based on actual data.		67 deaths reported	A population based study on surveillance data reported through the Communicable Diseases Network Australia (CDNA) as part of the national coordinated response to COVID_19, on all 6,533 confirmed cases in Australia to 18APR2020.

Table 2. A summary of published articles and reports relating to length of stay in an ICU setting following COVID-19 infection, by country.

Paper	Location	Timing	Demographics	Median LOS pre-ICU (d, IQR)	ICU; LOS median (d, IQR)	Outcomes	Comments
China							
Chen et al. [8]	Wuhan, China	01JAN2020 to 20JAN2020	99 patients. Mean age 55.5 (SD 13.1), 67 male, 32 female. 50 (51 %) chronic conditions.		9 and 11 d ICU n= 2 both died	11 (11%) died 31 (31 %) discharged 57 (58 %) still hospitalized by study cut off	A retrospective single centre study including all confirmed COVID19 cases in Wuhan Jinyintan Hospital.
Yang et al. [35]	Wuhan, China	DEC 2019 to 26JAN2020	52 critically ill patients of 710 in cohort admitted to ICU. Mean age 59.7 (SD 13.3) years, 35 (67 %) male, 21 (40 %) had pre-existing conditions		7, 3–11 ICU to death n= 52		A single centre retrospective observational study that enrolled 52 critically ill patients (ICU only). ICU care only included
Zhou et al. [38]	Wuhan, China	To 31JAN2020	191 patients. Median age 56 (IQR 46 – 67) Non surviving (median 69 yrs) Surviving (median 52 yrs) Pre-existing 48 %		8, 4 – 12 ICU n = 191 7, 2 -9 surviving 8, 4 -12 non surviving n= 53	54 (28 %) of 191 died 132 (72 %) discharged	A retrospective multicentre cohort study of all adult patients at the Jinyintan Hospital and Wuhan Pulmonary Hospital. Median duration of shedding 20 d (longest 37 d)
Cao et al. [39]	Wuhan China	18JAN2020 to 03FEB2020	199 patients; age 58, 49 – 68. 120 (60 % male. All severe categorisation, day 1, 28 of 199 did not require supplemental oxygen; category 3), 171 category 4 to 6. Diabetes 23 (12%), cerebrovascular dis 13 (6.5 %), cancer 6 (3 %).		10, 5 – 14 All n = 199 10, 8 – 17 surviving 10, 4 – 14 non surviving n= 44	44 (22.1 %) died	An open-label, individually randomized, controlled trial to evaluate lopinavir – ritonavir treatment and standard care.
Zhang et al. [44]	Wuhan, China	02Jan2020 to 10FEB2020	221 patients. Median age 55, 39 – 66.5. 108 (49 %) male. 55 (24.9 %) severe, 166 (75 %) non-severe. 78 (35.3 %) one or more pre-existing conditions. Severe cases n = 55, median age 62, 52 – 74 yr. 35 (64 %) male.		8, 5 – 13 (discharge to ward; n = 23) 11 (4.5 to 14.5 (died; n = 9)	12 of 221 (5.4 %) died 12 of 55 (21.8 %) severe cases died.	A single centre, retrospective case series in 221 patients with lab confirmed SARS-CoV-2 at a university
Fan et al. [21]	Wuhan China	30DEC2019 to 16FEB2020	101 patients mean age 65.5 years (range 24 to 83). 64 males, 37 females. All died. Majority underlying, 25.7 % two conditions. 47 of 101 direct to ICU: 54 transferred to ICU with aggravating conditions	0, 0 to 4 n = 54	8, 4 to 11.	All died - inclusion criteria	A single centre retrospective observational study on 101 death cases. Early paper - 57 patients lab confirmed, 44 clinically consistent
Bi et al. [51]	Shenzhen China	11JA2020 to 10MAR2020	420 patients. 200 males (48 %). Mean age 45, IQR 34 – 60. 92 of 420 one reported pre-existing condition. 21.9 %, 19 admitted to ICU. Onset to ICU admission 10.5, 8.2 – 13.3 d		Mean 34.4, CI 24.1 – 43.2	4 died, 1 after discharge, 4 remained critical continuing care. All patients were required to be hospitalized for about two weeks for isolation. Mech vent 28.5, CI 20 – 39.1 d	A single centre prospective observational study conducted at the Shenzhen Third People's Hospital, which was designated to treat all COVID-19 positive patients in Shenzhen, regardless of severity.
Singapore							
Young et al. [57]	Singapore	To 25FEB2020	2 of 18 admitted to ICU. Median age was 47 yrs, 50 % male, 50 % female	Mean 6 (range 5 – 7)	Mean 6 (range 5 – 7)		A descriptive case series of the first 18 patients diagnosed with SARS-CoV-2 infection at four hospitals in Singapore.
Iran							
Davoudi-Monfared et al. [59]	Iran	29FEB2020 to 03APR2020	Only severe presentations included. N= 81., 54.3 % male. Hypertension (38 %), cardiovascular disease (28 %), diabetes 27 %). 42 INF and 39 controls. Mean age 56 y (INF), 60 y (control). APACHE 15.3 (SD 4) INF, 14.5 (SD 3) control.		7.71 (SD 8.75) INF 8.25 (SD 7.48) control	8 of 42 (19 %) INF treated died, 16 of 39 (43 %) controls died. Overall 24 of 81 died. Restricted to severe presentations.	An open-label randomized clinical trial was conducted to assess efficacy and safety of IFN-β1a in treatment of adult COVID-19 patients in the Imam

			42 of 81 admitted to ICU. 19 of 42 IFN admitted to ICU (45 %), 23 of 39 (control; 59 %). Overall 42 of 81 admitted to ICU.				Khomeini Hospital Complex, as main central hospital in Tehran, Iran
Italy							
Grasselli et al. [63]	Lombardy Italy	20FEB2020 to 18MAR2020	1,591 critically ill patients admitted to ICU, with 1,581 ICU info available. Of 1043 pre-existing conditions available: 334 (32 %) none, 509 (49 %) hypertension, 223 (21 %) cardiovascular disease; 188 (18 %) hypercholesterolaemia; 180 (17 %) diabetic. Of 130 with resp support data: 1150 (88%) required IMV 137 (11) non invasive MV 13 (1 %) Oxygen mask		9, 6 – 13; All 10, 8 – 14; continuing care n = 920 8, 5 – 12; discharged n = 256 7, 5 – 11; died n = 405	ICU mortality 26 %. 64 + yrs (n = 786) 36 % died 63 or younger (n = 795) 15 % died. At study cut off: 405 of 1,581 (26 %) died in ICU 256 of 1,591 (16 %) discharged 920 of 1,591 (58 %) continued in ICU.	A retrospective case series of 1,591 consecutive patients with laboratory confirmed COVID-19 referred to ICU admission to the coordination centre. ICU patients only; inclusion criterion
Wu et al. [108]	Milan, Italy	21FEB2020 to 15APR2020	174 patients. 92 admitted to Intermediate medial ward (IMW), and 82 admitted to ICU. ICU 62.6, 48.8 – 68. 65 of 82 (79 %) male. BMI 27.8, 25.4 – 321.9. 39 of 82 (48 %) cardiovascular disease. 11 of 82 (13%) smokers. 11 of 82 (13 %) diabetic. IMW 60, 49 – 73. 56 of 92 (61 %) male. BMI 26.6, 23.9 – 29.8 kg/m2. 47 of 92 (51 %) smokers, 41 of 92 (45 %) cardiovascular disease, 26 of 92 (28 %) diabetic.		13, 7.7 – 17 resolved	43 of 82 (52 %) ICU died. 20 of 92 (22 %) IMW died 17 of 82 (21 %) continuing care 3 of 82 (3.7 %) continuing care in ICU.	A retrospective, observational cohort study of all adult patients admitted to the ICU and IMW at Luigi Sacco Hospital, a referral centre for highly transmissible diseases in Milan, Italy
SARS-CoV-2 Surveillance Group [66]	Italy	Up to 28MAY2020	31,851 deceased patients. Median age was 80 years (IQR 74 to 88). Females 13,042 (41 %). Overall, 4.1 % presented with a no pre-existing condition, 14.9 % with 1, 21.5 % with 2, and 59.5 % with 3 or more. Number of patients transferred to ICU not reported.		9 (if included ICU care; IQR or range not presented).	All patients died (n = 31,851). ARDS in 96.9 % of cases, acute renal failure in 22,3 %. Superinfection 12.6 % and acute cardiac injury in 10.8 % of cases.	All patients died; inclusion criterion It is not clear what number of patients were transferred to ICU care.
Switzerland							
Ceruti et al. [75]	Switzerland	14MAR2020 to 12APR2020	41 ICU patients. mean age 64 (/ - 16.5) years, 35 (85 %) male. 19 (46 %) hypertension; 15 (37 %) diabetic. 41 of 310 to ICU. Of ICU (n = 41) 34 (83 %) intubated, 7 (17 %) non intubated.		9, 4 – 12.5; discharged	10 died (24 %); 2 transferred out; 24 (61 %) discharge. 4 (10 % continuing care (MV) 41 patients admitted to ICU from 310 at clinic. 34 (83 %) required mechanical ventilation. 25 (61 %) to discharge. Median duration of MV 7, 3 – 10 d.	A retrospective observational study restricted to patients admitted to ICU to Clinica Luganese Moncucco in Canton Ticino area
Finland							
Feuth et al. [78]	Finland	To 03MAY2020	28 patients. Age 56, 47 – 72. BMI 28, 25 to 31 kg/m2. 11 of 28 (39 %) current of former smoker. 12 of 28 (43 %) hypertension, 10 of 27 (37 %) obese, 8 of 28 (obstructive sleep apnea, 7 of 28 (25 %) diabetic. 7 of 28 (25 %) admitted to ICU.		19	3 reported as died. Short time from last enrolment to cut-off (7 d). 2 continuing care (1 in ICU) 15 (54 %) discharged home, 9 (32 %) to step down, 2	A retrospective observational cohort study to systematically collect clinical data of all Covid-19 patients admitted in the University Hospital of Turku, Finland

						patients died in hospital, 1 patient after discharge to step down care.	
UK							
ICNARC, [24] 29MAY2020	UK	Up to 29MAY2020	9,347 Patients. Age 60, 51 – 68. 6,621 (71 %) Male. 6,389 of 8,638 (74 %) patients had BMI ≥ 25.	1, 0 to 3 Pre ICU LOS, n = 8,233	11, 4 – 22; Surviving n = 4,579 9, 5 - 15; Non surviving, n = 3,483 1, 0 to 3 Pre ICU LOS, n = 7,524	8,062 of 9,347 completed ICU care: 4,579 of 8,062 (57 %) alive 3,483 of 8,062 (43 %) died	Government agency report. 5,437 of 8,818 (62 % mech vent within 24 hrs APACHE II score 14, 11 – 18; n = 9,008
Shah et al. [70]	UK Oxford	31MAR2020 to 25APR2020	30 patients. Median age 57, 52 – 64. 17 (57 %) male. All critically ill COVID-19 in ICU. 26 (87) invasive ventilation, 18 (60 %) non-invasive ventilation.		8, 4 – 11, n= 30	6 of 30 (20 %) died in ICU, 16 of 30 (53 %) continuing care in ICU, 8 of 30 (27 %) discharged alive from ICU	A retrospective observational cohort study to evaluate serum iron profiles in COVID-19 patients with at John Radcliffe Hospital, Oxford, UK
USA							
The COVID-19 Investigation Team et al. [83]	USA 6 States 6 of 12 CA	20JAN2020 to 05FEB2020	12 patients. Median age 53 yrs (range 21 to 68). 8 male. 4 of 5 with underlying conditions hospitalised. First case series in USA. Only 1 admitted to ICU.	5 d	5	11 of 12 discharged or remained home isolation 1 remained hospitalized at study cut off (patient who was admitted to ICU)	A Case series of the first 12 patients identified with COVID-19 in the USA.
Bhatraju et al. [109]	Seattle USA	24FEB2020 to 09MAR2020	24 Patients. Mean age 64 ± 18 yrs, 63 % male. Critically ill only and all admitted to an ICU. 14 (58 %) diabetes; 5 (21 %) chronic kidney disease. 8 (33 %) had two or more pre-existing condition. 5(22 %) current or former smoker; 5 (21 %) obstructive sleep apnea. Onset to admission 7 (SD 4 d).		9, 4 to 14 All 14, 4 – 17 surviving only	12 of 24 died Surviving only: 5 discharged home, 4 discharged to general wards, 3 remained on mechanical ventilation	A multicentre observational study including COVID-19 patients admitted to one of nine hospital ICUs. Only ICU patients. ICU, inclusion criterion
Reyes- Gil et al. [90]	USA Bronx New York	20MAR2020 to 31MAR2020	217 patients. 126 (58 %) male. 142 (65 %) hypertension, 81 (37 %) diabetic. If died (n = 70, 32 %): Mean age 69 y (SD 12.4). 47 (67 %) male. Survivors (n = 147, 68 %), mean age 58 y (SD 15.6). 47 (54 %) male.		0, 0 – 0 died n = 70 0, 0 – 5 Misreported – included those not placed in ICU.	70 of 217 (32 %) died, 147 (68 %) discharged.	A retrospective, single-centre observational study
Cummings et al. [91]	New York, USA	02MAR2020 to 01APR2020	257 of 1,150 hospitalised patients categorised critical. Median age 62, 51 – 72. 170 of 257 (66 %) male. 82 % at least one pre-existing condition.		8, 5 – 12 (died only)	86 of 257 (33 %) died in hospital. 122 of 257 continuing care. 4 transferred. 45 of 257 discharged alive. 201 of 257 received invasive mechanical ventilation. 13, 9 – 17 d.	A prospective cohort observational study of critically ill adults with COVID-19 in New York City.
Argentziano et al. [92]	New York, USA	01MAR2020 to 05APR2020	1000 patients. 150 ED only treatment, 614 admitted to general wards, 236 to ICU. Median age (all) 63, 50 75. 596 (60 %) male. Only 82 (8.2 %) no pre-existing conditions. 75 % BMI > 25.2. Median age (ICU n = 236) 62, 52 – 72. 158 of 236 (67 %) male. 75 % BMI > 25.7. ARDS 35 % of all, and 90 % ICU patients. 220 (93 %) intubated at least once, 74 (31 %) extubated at least once.		23, 12 – 32 includes ICU	At cut-off in ICU: 87 (37 %) continuing care 46 (20 %) discharged; 103 (44 %) ICU cases died Of the 150 ED only patients; 85 % discharged, 14.7 % died before admission. Median time intubated 6, 2 – 13 died, n = 107; 9, 6.5 -12	A retrospective medical record review of the first 1000 consecutive patients with laboratory confirmed COVID-19 at a large New York City medical centre. LOS include hospital stay and also includes dead, discharged and continuing care.

						discharged, n = 31; 28.5, 22.5 – 31.75) continuing care, n = 86.	
Carlucci et al. [93]	New York, USA	02MAR2020 to 05APR2020	932 Patients. With Zinc. N = 411. Age 63 +/- 15.2. 147 (36 %) female. Any cardiac condition 182 (44 %). Hypertension 154 (38 %), hyperlipaemia 99 (24 %), diabetes 105 (26 %). BMI 29.2, 25.8 – 33.4. Without Zinc. N = 521. Age 62 +/- 16 y. 201 (39 %) female. Any cardiac condition 248 (48 %). Hyper tension 208 (40 %), hyperlipaemia 148 (28 %). Diabetes 130 (25 %). BMI 29.3, 25.8 – 33.2).		Zinc n = 38 4.85, 1.97 – 7.94 Without Zinc n = 82 5.54, 2.65 – 9.32	With Zinc 317 of 411 (77 %) discharged. 54 (13.1 % died or hospice. 28 of 38 (74 %) died or hospice if ICU. 26 of 373 died or hospice if non-ICU Without Zinc 356 of 521 (68 %) discharged. 119 (23 % died or hospice. 61 of 382 (74 %) died or hospice if ICU. 58 (13.2 %) died or hospice if non-ICU.	Retrospective observational study to compare hospital outcomes among patients who received HCQ and azithromycin plus zinc versus HCQ and azithromycin alone
Badawi et al. [95]	USA New York City	23MAR2020 to 06APR2020	Data relates to 465 patients. Mean age 63.7 (SD +/- 14.3). 312 (67 %) male.		3.8, 1.4 – 7.3 4.2, 1.8 – 7.7 (Mechanically ventilated)		Study examined ICU occupancy. During pandemic - DRS highest reached 37.5 (1.5 – 71.5) versus (0.9 (0.2 to 7.1; pre pandemic. Last DRS before ICU discharge: 17.5 (0.8 – 71) vs 0.3 (0.1 – 1.2 pre-pandemic.
Petrilli et al. [96]	New York USA	01MAR2020 to 08APR2020	Of 11,544 people tested for SARS-CoV-2, 5566 (48.2 %) were positive. 5,279 were included. Mean 54 yrs (38 – 66). 2,614 (50 %) male. Some 2,752 (52 %) had cardiovascular disease, 1,865 (35 %) were obese (BMI ≥ 30 kg/m ²), 1195 (23 %) had diabetes. Some 2,741 were hospitalised, median age if hospitalised 63, 51 – 74, with 1,678 (61 %) male. 2,185 (80 %) some pre-existing condition. 1,934 (71 %) cardiovascular disease, 950 (35 %) diabetic, with 917 of 2,673 (40 %) recorded as obese. 1,739 of 2,741 (63 %) not critical 990 of 2741 (24 %) considered critical		Critical illness n = 990 (includes hospital stay) 9, 5 – 17 if discharged or died if ongoing (n = 160) 36, 32 – 40, r 3 – 52 d	Of 990 critical: 647 (65 %) mech vent, 102 (10 %) ICU without mech ventilation, 241 were discharged to hospice or died without ICU or mech vent. 749 of 990 critical to ICU. Of 749 ICU: 165 (22 %) discharged 160 (21 %) continuing care 424 (57 %) died or hospice care	A single centre prospective cohort study in an academic centre in New York City and Long Island on all SARS-CoV-2 test positive individuals at NYU Langone Health.
Vanderburg et al. [98]	USA San Francisco	24MAR2020 to 08APR2020	26 patients. Median age 54, 43 – 62. 9 (35 %) female. BMI 31.4, 28 – 35. 15 (58%) Diabetic, 14 of 26 (54 %) hypertension. All ICU. 20 of 26 (77 %) mechanically vent at some point. Duration of MV 13.5, 5 – 20 d. 11 (42 %) direct to ICU, 15 (58 %) stepped up care	2, 1 – 2, n = 15	9, 3 - 24	3 (12 %) died 17 (65 %) discharged home, 1 (4 %) to nursing facility, 3 (12 %) to acute bed, 2 (8 %) continuing care	A case series of COVID-19 patients undergoing ICU care at the Zuckerberg San Francisco General Hospital and Trauma Centre
Lewnard et al. [99]	USA California and Washington state	To 09APR2020	1,277 patients. Median age 60, 47 – 72. 56.8 % male. 817 of 1,299 (64 %) completed stay. 158 of 617 (25.6 %) admitted to ICU (data not available from Washington State)		Mean, IQR 8.1, 3.9 – 11.2	Estimates of admissions to ICU 41.9 % (34.1 – 51.4 %) Estimates for ICU fatalities 17.8 % (14.3 – 22.2 %)	A multicentre prospective cohort observational study on patients admitted to ICU care due to COVID-19. Adjusted for censored data hence estimates calculated.

Auld et al. [100]	USA Georgia	06MAR2020 to 17APR2020	217 Patients. All ICU. Median age was 64, 54 – 73, 98 (45 %) female. Hypertension in 134 (62 %). Diabetes 99 (46 %). Median BMI 30, 26 – 35; with 21 (10 %) morbid obesity.		8, 3 – 13 All n = 217 7, 3 – 12 surviving = 129 8, 5 – 12 died, n = 52	Of 217 ICU patients, MR was 29.7% (49/165) in those requiring mech vent, with 8.5% (14/165) patients still on ventilator at reporting. Overall mortality was 25.8% (56/217), 52 died in ICU, 4 died after transfer out and 40.1% (87/217) patients survived to discharge.	An observational cohort study of all patients with COVID-19 admitted to six COVID-designated intensive care units (ICUs) at three Emory Healthcare acute-care hospitals in Atlanta, Georgia
Shekhar et al. [101]	New Mexico USA	19JAN2020 to 24APR2020	50 patients. Median age 55 (range 20 – 85). 27 (54 %) female. Obesity (51 %), diabetes (36 %) hypertension (34 %). 17 direct to ICU, 17 transferred to ICU during stay. 28 of 34 (82 %) required IMV, 5 of 34 HFNC.	2	7 (in ICU) n= 34 20 (ICU, continuing care, n = 6	43 of 50 (86 %) were resolved. 24 of 43 (58 %) discharged home; 5 of 43 (11.6 %) to rehab; Mortality 13 of 34 (30.2%) ICU patients died. No non-ICU patient died.	A retrospective and prospective cohort study of the first 50 adults admitted to the University of New Mexico Health Science Centre. 7 of 50 continuing care.
Crotty et al. [103]	USA Texas	01MAR2020 to 30APR2020	289 Patients. Mean age 59 y (SD 14.4). Hypertension 178 (62 %), diabetes 134 (47 %); 35 coronary heart disease; 35 (12 %); 53 (18 %) no past medical history. 241 (83 %) no co-infections; 48 (17 %) co-infection; 25 (8.7% bacterial respiratory co-infection. 81 of 289 underwent mech vent for 9, 5 to 14 days. 18 of 25 (72 %) BRC, and 63 of 264 (24 %) no resp co-inf. All hospitalised. 105 of 289 (36.3 %) admitted to ICU. 21 of 25 with bacterial respiratory co-infection admitted to ICU, while 84 of 264 of no resp co-inf (32 %) admitted to ICU.		7.5, 4 – 16.5, all; n = 105 8.5, 5 – 12, BRC; n = 21 7, 3 – 17, non BRC; n = 84	33 of 289 (11.4 %) died. 9 of 25 (45 %) BRC died 24 of 264 (10%) non BRC died. 25 of 289 (8 %) continuing care.	A multicentre observational cohort study of SARS-CoV2 positive adult patients age admitted to any of the 4 acute care hospitals within Methodist Health System in Dallas, Texas, USA
Kim et al. [104]	USA	01MAR2020 to 02MAY2020	2,491 patients. Median age 62, 50 – 75. 278 of 2,489 (92 %) of patients had ≥1 underlying condition; 1,428 of 2488 (57 %) hypertension, 1,154 of 2332 (50 %) obese. Of those with chronic metabolic disease, 819 of 1024 (80 %) Diabetic. Some 798 of 2,490 (32 %) admitted to ICU; Onset to ICU admission 7, 4 – 10, r 0 – 25 d	1, 0 – 2, r 0 – 19, n = 798	6, 2 – 11, range 1 - 41 n = 771	420 of 2490 (17 %) died during hospitalization 246 of 462 (53 %) invasive mech vent died.	Cohort study of patients identified through the Coronavirus Disease 2019-Associated Hospitalization Surveillance Network. 154 acute care hospitals in 74 counties in 13 states.
Mexico							
Valente Acosta et al. [110]	Mexico City	13MAR2020 to 13APR2020	33 patients. Mean age 60.6 ± 12.7 years, 23 (70 %) male. 23 (70 %) overweight or obese.		7.5, 4.25–8.75 Severe n= 20 23, 16–24.75 Critical n = 4	All survived to study cut-off. 20 of 28 severe discharged; 4 of 8 critical discharged	A retrospective case series from a tertiary level private medical centre in Mexico City. 91 % swab positive. All admitted to ICU