

1 **Different intervention strategies toward live poultry markets against**
2 **avian influenza A (H7N9) virus: model-based assessment**

3
4 Guanghu Zhu^{1,2,3†}, Min Kang^{4,†}, Xueli Wei¹, Tian Tang², Tao Liu³, Jianpeng Xiao³, Tie
5 Song^{4,*}, and Wenjun Ma^{3,*}

6 ¹School of Mathematics and Computing Science, Guilin University of Electronic
7 Technology, Guilin, 541004, China

8 ²Guangxi Key Laboratory of Cryptography and Information Security, Guilin
9 University of Electronic Technology, Guilin, 541004, China

10 ³Guangdong Provincial Institute of Public Health, Guangdong Provincial Center for
11 Disease Control and Prevention, Guangzhou, 511430, China

12 ⁴Guangdong Provincial Center for Disease Control and Prevention, Guangzhou,
13 511430, China

14

15 * Corresponding author

16 E-mail address: Tsong@cdcp.org.cn (Tie Song),

17 mawj@gdiph.org.cn (Wenjun Ma)

18

19 [†] These authors contributed equally to this work.

20

21

22 **Abstract**

23 **Background:** Different interventions targeting live poultry markets (LPMs) have
24 been applied in China for controlling the avian influenza A (H7N9), including LPM
25 closure and “1110” policy (i.e., daily cleaning, weekly disinfection, monthly rest day,
26 zero poultry stock overnight). However, the effects of these interventions have not
27 been comprehensively assessed.

28 **Methods:** Based on the available data (including reported cases, domestic poultry
29 volume, and climate) collected in Guangdong Province between October 2013 and
30 June 2017, we developed a new compartmental model that enabled us to infer H7N9
31 transmission dynamics. The proposed model incorporated the intrinsic interplay
32 among humans and poultry as well as the effects of absolute humidity and LPM
33 intervention, in which different intervention strategies were parameterized and
34 estimated by Markov chain Monte Carlo (MCMC) method.

35 **Results:** There were 258 confirmed human H7N9 cases in Guangdong Province
36 during the study period. If without interventions, the number would reach 646 (95%CI,
37 575-718) cases. The temporal, seasonal and permanent closures of LPMs can
38 substantially reduce transmission risk, which might respectively reduce human
39 infections by 67.2% (95%CI, 64.3%-70.1%), 75.6% (95%CI, 73.8%-77.5%), 86.6%
40 (95%CI, 85.7-87.6%) in total four epidemic seasons, and 81.9% CI(95%,
41 78.7%-85.2%), 91.5% (95%CI, 89.9%-93.1%), 99.0% (95%CI, 98.7%-99.3%) in the
42 last two epidemic seasons. Moreover, implementing the “1110” policy from 2014 to
43 2017 would reduce the cases by 34.1% (95%CI, 20.1%-48.0%), suggesting its limited
44 role in preventing H7N9 transmission.

45 **Conclusions:** Our study quantified the effects of different interventions and execution
46 time toward LPMs for controlling H7N9 transmission. The results highlighted the
47 importance of closing LPMs during epidemic period, and supported permanent
48 closure as a long-term plan.

49 **Keywords:** H7N9; live poultry market; transmission dynamics; 1110; intervention
50 strategy

51 **Author summary**

52 Five waves of human influenza A (H7N9) epidemics affected China during 2013 and
53 2017. Its continuous emergence poses a big threat to public health. Given the key role
54 of live poultry markets (LPMs) in H7N9 transmission, different interventions in
55 LPMs (including the “1110” policy and LPM closure) were widely employed to
56 prevent human infection with H7N9. Providing scientific evidence of their long-term
57 effects is very important for the disease control, which can help to maximize control
58 benefits and to minimize economic loss. To achieve this, we established a new
59 transmission model and parameterized the intervention strategies. By using the
60 proposed model to investigate the recent H7N9 outbreak in Guangdong Province, we
61 quantified the effects of temporal, seasonal and permanent PLM closures, and the
62 “1110” policy, as well as different intervention timing on the emergence of human
63 H7N9 infections. The results can offer useful information for local authorities to take
64 proper management in LPMs, and help in preparing optimal control strategies.

65 **Introduction**

66 A novel reassortant avian influenza A (H7N9) virus, characterized by severe
67 pneumonia, acute respiratory distress syndrome, and high mortality rate [1], was first
68 identified in east China in March 2013 [2]. Since then, human cases of H7N9
69 infection have periodically occurred in China, with a larger fifth epidemic wave
70 during the winter and spring of 2016/17. As of June 2017, a total of 1533 human
71 infections with 592 deaths have been reported to the WHO [3]. The continuous
72 emergence of avian influenza A (H7N9) virus poses a big challenge to public health in
73 China and around the world.

74 Epidemiological surveys showed that human H7N9 infections were associated with
75 the exposure to live poultry or potentially contaminated environments, which was
76 usually located in live poultry markets (LPMs) [4-10]. Further studies found that
77 LPMs would support the maintenance, amplification and dissemination of avian

78 influenza virus (AIV) [5-7, 11, 12], as different types of poultry and birds (such as
79 chicken, ducks, pigeon, quail) are placed densely in LPMs and some of them are
80 casually slaughtered there [13]. Under this circumstance, many environmental
81 samples collected from LPMs were observed to be positive for H7N9 [6, 7, 11, 14],
82 and strong positive association was found between H7N9 presence and local density
83 of LPMs in China [9, 15]. Moreover, LPMs are very common in China. A survey
84 conducted in Guangzhou in 2014 showed that 68% of families visited LPMs once a
85 week even during the H7N9 epidemic period [14]. LPMs therefore played an
86 important role in the H7N9 transmission in China [16-19].

87 Given the critical role of LPMs, interventions targeting them have become the most
88 frequently adopted measures in response to H7N9 outbreak. The usually implemented
89 interventions include routine intervention and LPM closure. Routine intervention
90 emphasizes on cleaning and disinfecting LPMs. The representative one is the “1110”
91 policy (i.e., daily cleaning, weekly disinfection, monthly rest day, zero poultry stock
92 overnight), which has been carried out in Guangdong Province since 2015. According
93 to the closing duration, LPM closures can be divided into three types: temporary,
94 seasonal, and permanent closure. These strategies are widely employed in different
95 regions. For example, LPMs in Yangtze River Delta were closed after the emergency
96 of human H7N9 cases and were reopened when no case was reported [20, 21]. LPMs
97 in Shanghai were closed from the dates of the Chinese New Year to April since 2014.
98 These two operations are typical prototypes of temporary and seasonal closure.
99 Permanent closure of LPMs is usually implemented in some developed regions, such
100 as Singapore. To effectively and efficiently control the spread of H7N9 virus, an
101 urgent and essential task is to quantify these interventions’ effects.

102 Through statistical models and epidemiological surveys, a few studies have
103 investigated the potential association of LPMs closure with the reduction of
104 AIV-isolation rates and H7N9-incidence in humans [16, 17, 20, 22-26]. Previous
105 studies indicated that the adopted interventions (temporary closure) in different cities
106 of China can reduce the risk of human infections with different efficiency [20, 21, 25,

107 26]. Other studies found that temporary closure and disinfection of LPMs could
108 reduce H7N9 virus contamination [14, 17, 23, 27], but not completely halted the
109 persistence and dissemination of the virus, and long-term benefits were unremarkable
110 [17, 23, 24]. Existing studies had several limitations that are worthy of further
111 discussion: (i) These studies mainly focused on temporary LPM closure, but the
112 “1110” policy were seldom evaluated; (ii) The study period of previous studies
113 usually took up several months and it failed to infer the long-term effects of LPM
114 interventions; and (iii) Seasonal factors (absolute humidity [AH] has been shown a
115 strong negative correlation with the survival and transmission of influenza viruses
116 [28-30]), were seldom incorporated into the modeling approach, which would
117 influence the objectivity of assessment.

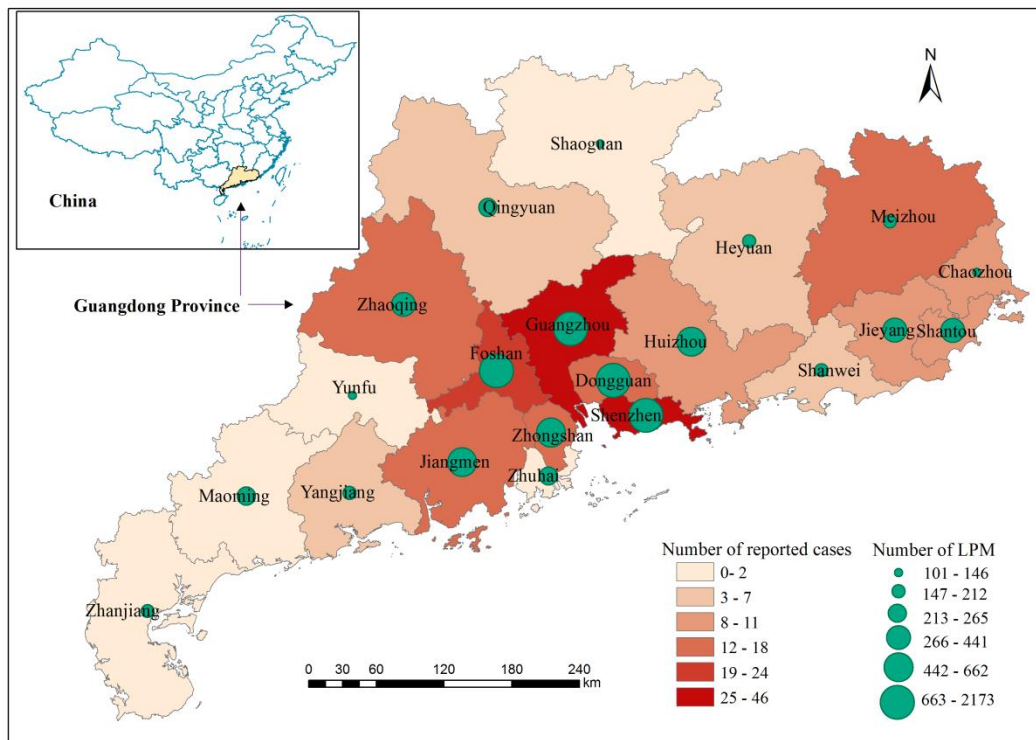
118 To fill the knowledge gaps, we conducted an empirical study by focusing the H7N9
119 transmission in Guangdong Province, where H7N9 epidemics have periodically
120 emerged in recent years. We established a new compartmental model to explore the
121 transmission dynamics. The effects of the “1110” policy and LPMs closure were fitted
122 by Markov chain Monte Carlo (MCMC) method. By performing numerical
123 simulations from the proposed model with the parameterized interventions, we
124 quantified their specific impacts on the epidemic evolution, and based on that we put
125 forward some intervention strategies.

126 **Methods and materials**

127 **Study area**

128 Guangdong Province (20°13'N to 25°31'N and 109°39'E to 117°19'66 E) is located in
129 southern China with the most population (over 107.24 million) in China. It has an area
130 of 179,800 km², which is administratively divided into 21 prefecture-level cities (see
131 Fig 1). Guangdong has a humid subtropical climate, with short, mild, dry winters and
132 long, hot, wet summers. People there have the habit of purchasing live poultry at
133 LPMs. The province accounts for about 10% of domestic poultry (DP) industry and it

134 was regarded as an important epicenter of AIV circulation in China [13, 24].



135

136 **Fig 1. The location of Guangdong Province in China, with the geographical**
137 **distributions of reported H7N9 cases and live poultry markets (LPMs) in the 21**
138 **prefecture-level cities.**

139 **Data collection**

140 The data of human H7N9 cases reported in Guangdong Province between October
141 2013 and June 2017 was used in this study. Records of weekly cases were extracted
142 from Guangdong Provincial Center for Disease Control and Prevention (GDCDC),
143 which include the date of illness onset and the city he/she lives.

144 The intervention strategies under consideration include the “1110” policy and LPM
145 closure. The former was adopted by the Guangdong government and was enforced
146 through this province since January 2015. To quantify the LPM closure data, we first
147 retrieved the distributions of LPMs in city level by searching them from Baidu map,
148 and then collected the numbers of closed LPMs as well as the closing time and
149 duration by browsing local government webs and media reports (such information

150 was documented by local government and delivered to the public by various media).

151 Based on that, we computed the proportions of the closed LPMs in each week.

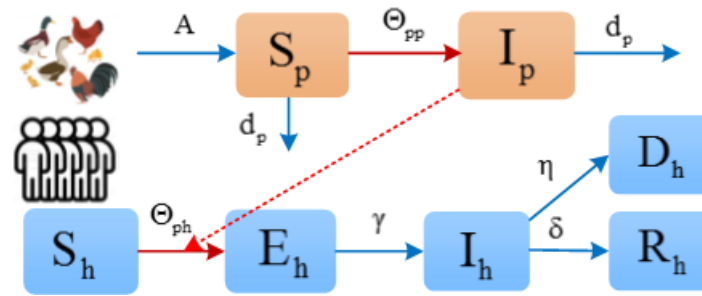
152 Weekly data of average temperature and relative humidity were retrieved from
153 Guangdong Meteorological Service (<http://www.grmc.gov.cn/>), which were used to
154 calculate the absolute humidity (AH). The seasonal numbers of the DP marketing
155 were downloaded from the agricultural statistics provided by Statistics Bureau of
156 Guangdong Province (<http://www.gdstats.gov.cn/tjsj/ny/>). The data was used to
157 estimate the weekly recruitment rate of DP, i.e., the variable A in model (1). The
158 original data of AH and DP is periodic and discontinuous. To specify these data to
159 each week, the time series of AH and DP were smoothed by Fourier functions before
160 applying them into the proposed model (see Figs S1 and S2).

161 **Dynamic model**

162 Inspired by recently-developed mathematical models [31-35], we proposed a new
163 compartmental model for simulating the H7N9 transmission dynamics among DP and
164 humans, under the influence of LPMs closure and the “1110” policy as well as AH.
165 Based on the compartmental principle and H7N9 epidemiology, we posed the
166 following hypotheses.

- 167 ● The total number of DP (N_p) is classified into two subclasses: the susceptible (S_p)
168 and the infectious (I_p); and the total number of humans (N_h) is classified into four
169 subclasses: the susceptible (S_h), the exposed (E_h), the infected (I_h) and the
170 recovered (R_h).
- 171 ● The transmission process follows an SI-SEIR framework. Thereinto, susceptible
172 humans and poultry can be infected with certain probability once interacting with
173 infectious poultry. If infected, human individual becomes ill after passing through
174 the incubation period until recovery or death, and poultry becomes infectious
175 immediately until death.
- 176 ● The direct transmission among human beings is ignored, since there is no

177 evidence for human-to-human infection [13, 33]. It is further assumed that the
 178 number of susceptible humans is static in each epidemic season (from October to
 179 next September) but varies across different seasons. The specific values were
 180 estimated by MCMC method.



181

182 **Fig 2. Flow diagram on the dynamical transmission of H7N9 infection among**
 183 **domestic poultry (DP) and humans.** The transmission follows an SI-SEIR approach,
 184 where humans and poultry would be infected through direct/indirect interaction with
 185 infectious poultry.

186 Accordingly, the dynamical transmission flowchart is shown in Fig 2, and the
 187 corresponding model was formulated by the following ordinary differential equations.

$$\begin{cases} S'_p(t) = A(t) - \Theta_{pp}S_p - d_pS_p, \\ I'_p(t) = \Theta_{pp}S_p - d_pI_p, \\ S'_h(t) = \Theta_{ph}S_h, \\ E'_h(t) = \Theta_{ph}S_h - \gamma E_h, \\ I'_h(t) = \gamma E_h - (\eta + \delta)I_h, \\ R'_h(t) = \eta I_h. \end{cases} \quad (1)$$

188 The interpretations of the variables and parameters are presented in Table 1. Here Θ_{pp}
 189 and Θ_{ph} represent the forces of infection from infectious DP to susceptible DP and to
 190 susceptible humans, respectively, given by:

$$\Theta_{pp} = \lambda_p \tilde{\phi}_p \tilde{\psi}_p f_1(H) \frac{I_p}{N_p}, \quad \Theta_{ph} = \lambda_h \tilde{\phi}_h \tilde{\psi}_h f_2(H) \frac{I_p}{N_p}.$$

191 The above expressions include three components: (i) baseline transmission rates λ_p

192 and λ_h ; (ii) effects of intervention strategies (i.e., LPMs closure and “1110” policy),
193 measured by $\tilde{\phi}$ and $\tilde{\psi}$; and (iii) seasonal influence, which is quantified by functions
194 of AH, denoted by f_1 and f_2 .

195 Since AH is negatively associated with H7N9 infections [28-30], to precisely estimate
196 the role of AH in infectivity, we provided different expressions of f_1 and f_2 as
197 follows.

$$198 \quad f_i(H) = e^{-k_i H} \text{ or } f_i(H) = \frac{1}{1+e^{k_i H}} \text{ or } f_i(H) = \frac{k_i}{H} \text{ or } f_i(H) = \frac{1}{1+k_i H}.$$

199 The selection of f_1 and f_2 is based on their performance in model simulations.

200 Since LPMs closure and the “1110” policy would reduce the contact rates (between
201 humans and poultry, and within poultry) and infection probability [20, 24], the roles
202 of these interventions were quantified by modulating the infectivity. In view of the
203 fact that such strategies can weaken the interactions among poultry but could not cut
204 off all of their connections (poultry would not stay alone), we proposed the following
205 formulas:

$$\tilde{\phi}_p = \frac{1}{1 + \kappa \phi_p},$$

206 in case of κ proportion of LPMs being closed, and

$$\tilde{\psi}_p = \begin{cases} 1, & \text{without the implement of the “1110” policy,} \\ \frac{1}{1 + \psi_p}, & \text{with the implement of the “1110” policy.} \end{cases}$$

207 Furthermore, considering that these two strategies can reduce the interactions between
208 humans and poultry more directly and significantly, we proposed the following
209 formulas:

$$\tilde{\phi}_h = \begin{cases} 1, & \text{without PLM closure,} \\ (1-\kappa)\phi_h, & \text{with } \kappa \text{ proportion of LPMs being closed;} \end{cases}$$

210 and

$$\tilde{\psi}_h = \begin{cases} 1, & \text{without the implement of the "1110" policy,} \\ \psi_h, & \text{with the implement of the "1110" policy.} \end{cases}$$

211 **Table 1: Description of parameters and variables in the model. The time unit is**
 212 **per week.**

Parameter	Definition	Mean	SD	Reference
$A(t)$	Recruitment rate of domestic poultry	---	---	[a]
λ_h	Baseline transmission rate from poultry to humans	0.679	0.008	[b]
λ_p	Baseline transmission rate among poultry	1.532	0.007	[b]
ψ_p	Infectivity decrement among poultry due to "1110" policy	0.023	0.011	[b]
ψ_h	Infectivity decrement from poultry to humans due to "1110" policy	0.801	0.009	[b]
ϕ_p	Infectivity decrement among poultry due to LPM closure	0.240	0.010	[b]
ϕ_h	Infectivity decrement from poultry to humans due to LPM closure	0.602	0.008	[b]
k_i	Amplitude of transmission rate due to AH change	147-725	1-3	[b]
d_p	Rate of screening and culling in poultry	1/8	---	[32]
γ	Reciprocal of the incubation period	7/3.3	---	[20, 32]
η	Disease-related death for humans	0.36	---	[20, 32]
δ	Recovery rate of infectious humans	1	---	[31]
$H(t)$	Absolute humidity (AH)	---	---	[c]

[a] $A(t)$ was estimated from the marketing rate of domestic poultry.

[b] Posterior means and posterior standard deviation (SD) of these parameters were estimated by MCMC method.

[c] $H(t)$ was computed from the averager temperature and relative humidity.

213 **Inferring model parameters**

214 We adopted Metropolis-Hastings MCMC algorithm to estimate the parameters
 215 $\Omega = (\lambda, \psi, \phi, k, S_h, I_p(0))$, by fitting the cumulative number of reported cases to modeling
 216 cases. Specifically, the relationship between reported case (I) and modeling cases (Y)
 217 was written as $Y = I + \varepsilon$, where $Y = (Y_1, Y_2, \dots, Y_T)$ and $I = (I_1, I_2, \dots, I_T)$ are
 218 T-dimensional vectors (T=196 is the study period). Each element in the random error
 219 vector ε follows normal distribution with zero mean and variance given by σ^2 . It is

220 noted that Y can be generated by running the model (1) with given initial condition
221 and parameters. Thus, the likelihood function of the estimated parameters can be
222 written as:

$$223 \quad P(Y|\Omega) = (2\pi)^{-\frac{T}{2}} \sigma^{-T} \exp \left[tr \left(-\frac{(Y-I)'(Y-I)}{2\sigma} \right) \right], \quad (2)$$

224 The corresponding joint posterior distribution of the estimated parameters is given by

$$225 \quad P(\Omega|Y) = \prod_{t=1}^T P(Y_t|I_t, \Omega) P(I_t) P(\lambda) P(\psi) P(\phi) P(k) P(s_h) P(s_h). \quad (3)$$

226 The procedure of the MCMC algorithm is handled as follows [36, 37]: First, all
227 independent parameters Ω are initialized based on their prior information (following
228 normal distributions). Second, the predictive cases are produced by solving the
229 differential equations (1), and then the posterior distribution $P(\Omega|Y)$ is estimated by
230 the equation (3). For each iteration, new values of parameters Ω^* will be generated
231 according to the adaptive proposal distribution $Q(\Omega^*|\Omega)$, and will be accepted with
232 probability

$$233 \quad \min \left(1, \frac{P(\Omega^*|Y)Q(\Omega|\Omega^*)}{P(\Omega|Y)Q(\Omega^*|\Omega)} \right).$$

234 After a total of 20,000 iterations, the posterior distributions of the parameters are
235 evaluated from the final 90% of the iterations.

236 To determine the most appropriate functional forms of f_1 and f_2 , we substituted
237 eight combinations of them into the model, and fitted each case by MCMC method.
238 The criterion of model selection is measured by fitting errors (i.e., the mean square
239 error [MSE]) and the Akaike information criterion [AIC]). Here

$$240 \quad MSE = \frac{1}{T} \sum_{t=1}^T (Y_t - I_t)^2, \quad AIC = 2m - 2 \ln(L),$$

241 where m is the number of parameters and L is calculated by the equation (2).

242 **Uncertainty and sensitivity analyses**

243 To assess the uncertainty in model output that roots in model input (i.e., parameters
244 and initial conditions for the model variable), we used a Latin hypercube sampling
245 (LHS) [38]. To further assess how variations in outputs can be apportioned to different
246 input sources, we conducted sensitivity analysis by evaluating partial rank correlation
247 coefficients (PRCCs) for different input parameters against output variables over time
248 [38]. We performed these analyses by using LHS with 1000 samples. Because no data
249 is available for the distribution functions of the input parameters, we chose normal
250 distributions for them with mean values and standard deviations given by Table 1. The
251 absolute value of PRCC clarifies the correlation between input parameters and output
252 variables. The value greater than 0.4, between 0.2 and 0.4, or between 0 and 0.2,
253 separately illustrates that the correlation is important, moderate, or not significant.

254 **Numerical analysis**

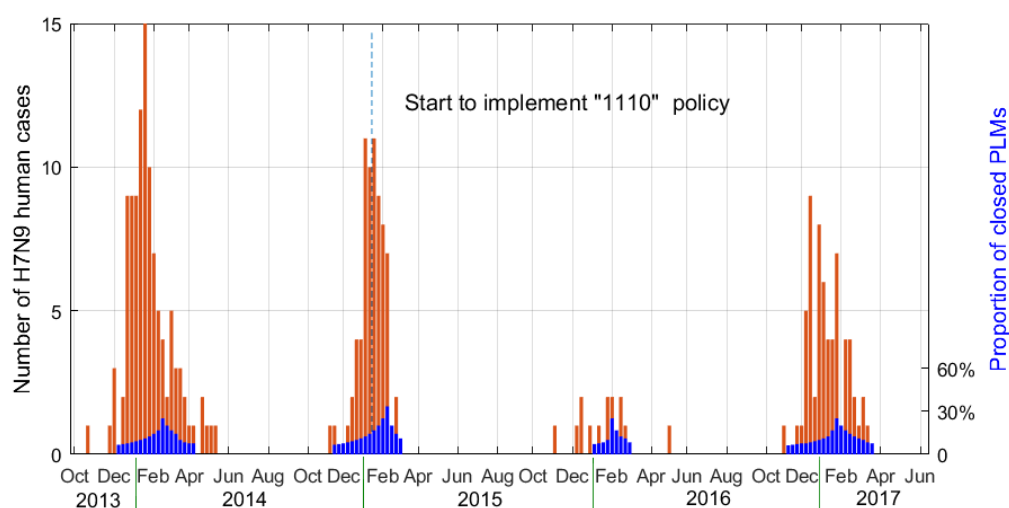
255 For running the proposed model by ODE45 in Matlab, we presented the initial
256 condition for the model as follows. The numbers of humans in exposed, infected and
257 recovered states can be inferred from GDCDC, and the number of susceptible poultry
258 was estimated from the marketing rate, which are $E_h(0)=I_h(0)=R_h(0)=0$ and S_p
259 $=2,146,293$. While the initial values of susceptible humans $S_h(0)$ and infected poultry
260 $I_p(0)$ were estimated by MCMC method.

261 To quantify the effects of different intervention strategies, we substituted the
262 parameterized interventions into the model and performed a series of numerical
263 simulations. The parameters vary according to the specific implementation of
264 intervention at certain time. We first evaluated the influence of the adopted
265 interventions, then checked the impacts of three types of closures as well as the “1110”
266 policy, and finally assessed the intervention outcomes in case of different timing and
267 duration. Here the duration of temporary, seasonal and permanent closure are assigned
268 as from the following week of the first reported case to next January, from December

269 to next February, from October 2013 to June 2017, respectively. The reduction rate ρ
270 is calculated as $\rho_i = 1 - \theta/\Phi$, where θ (Φ) is the number of human infections with
271 (without) the implementation of intervention in the corresponding season.

272 Results

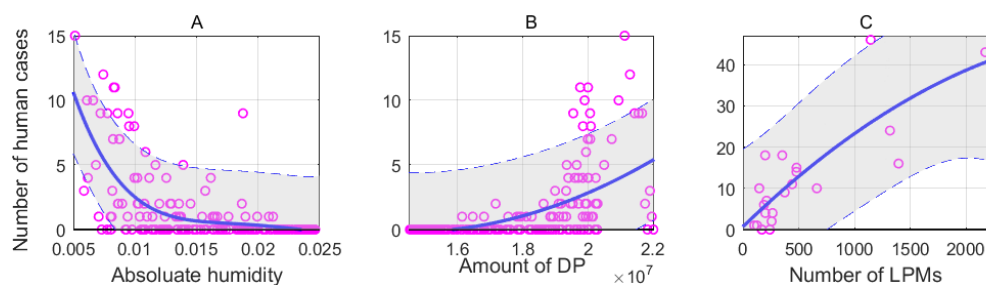
273 A total of 258 human H7N9 cases with 100 deaths were reported in Guangdong
274 Province between October 2013 and June 2017, in which four epidemic waves
275 separately recorded 109, 72, 14 and 63 cases. The time series of the confirmed cases
276 and the LPM intervention information are illustrated in Fig 3. It was observed that the
277 epidemic curves exhibited seasonal cycles, in which human infections usually
278 occurred in the winter/spring and peaked in January. In response to local infection,
279 LPM closure was implemented in many areas of Guangdong Province for varying
280 duration. It was found that parts of LPMs were closed from January, and the
281 proportion of closed LPMs reached a maximum during the festival of Chinese New
282 Year. In addition, the “1110” policy was carried out simultaneously in Guangdong
283 Province from January 15, 2015.



284
285 **Fig 3. Weekly numbers of human infections with avian influenza A(H7N9) and**
286 **the proportions of closed PLMs in Guangdong Province.** Guangdong experienced
287 four H7N9 epidemic waves from October 2013 to June 2017.

288 The time series of AH and DP volume also exhibited clear seasonal patterns (see Figs

289 S1 and S2). As shown in Fig 4, regression analysis indicates that the onset of
290 increased H7N9 incidence in Guangdong is associated with low AH levels and large
291 DP volumes. Furthermore, the distributions of human infections in the 21 cities are in
292 positive proportion to the numbers of LPMs, indicating the key role of LPMs in H7N9
293 transmission.



294

295 **Fig 4. The association between the number of reported human H7N9 cases and**
296 **absolute humidity, as well as the amounts of domestic poultry (DP) and LPMs.**

297 The data corresponds to the study period in Guangdong Province, with the unit as per
298 week in (A) and (B) and as per city in (C). The light shaded area is the 95%
299 confidence interval (CI).

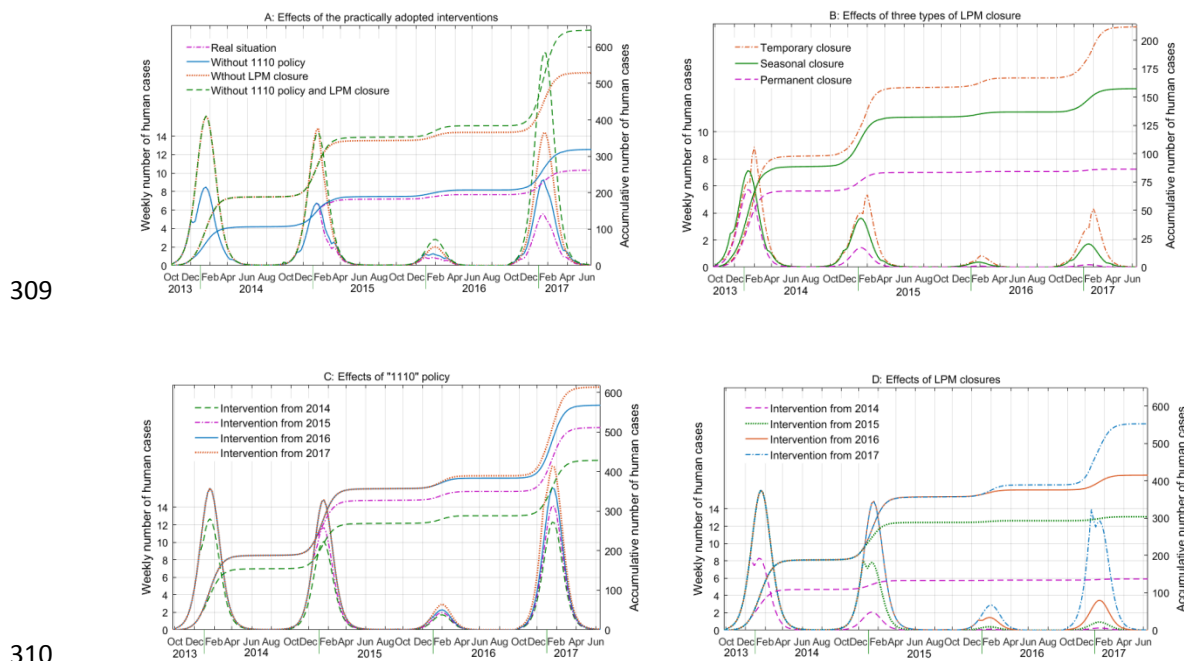
300 We checked the performances of the model with different quantification of seasonal
301 effects and then selected f_1 and f_2 as

$$f_1 = \frac{1}{1 + r_i H}, f_2 = e^{-k_i H},$$

302 in that they yield the least values of MSE and AIC (see Table S1). In the following,
303 we explored the outcomes of different interventions by applying the best-performance
304 model to simulate H7N9 transmission dynamics.

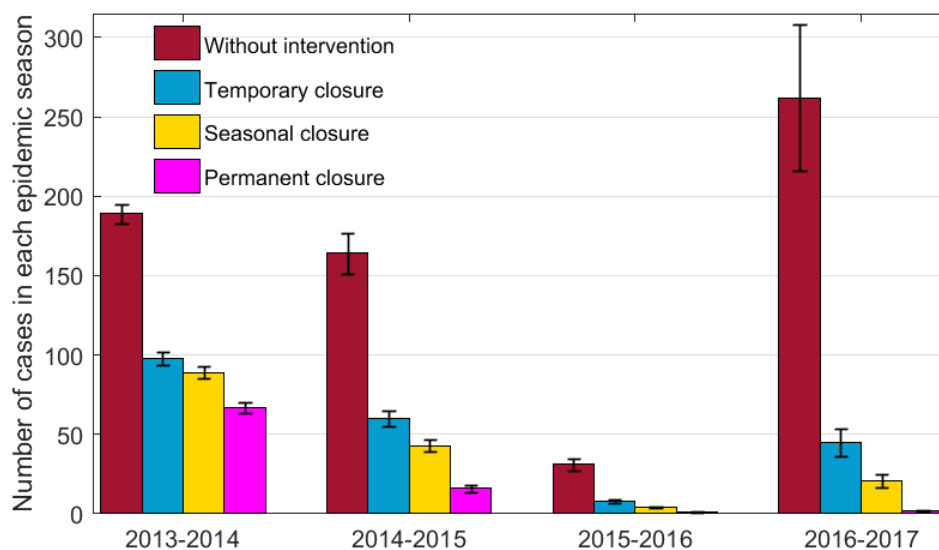
305 The fitting results of weekly new cases and cumulative cases are shown in Fig S3.

306 The proposed model performed well in fitting data, which accounts for 99.6% and
307 78.6% of variation in cumulative cases and weekly new cases, respectively (see Fig
308 S4).



311 **Fig 5. Estimated weekly incidence of human H7N9 infections with different**
312 **intervention strategies, by employing the model to Guangdong Province. The**
313 **simulation results correspond to (A) the practically adopted strategies; (B) the three**
314 **types of LPM closure; (C) the “1110” policy and (D) LPM closure.**

315 Fig 5 (A) shows the outcomes of the interventions that have already been adopted in
316 Guangdong Province. The results indicate that during the study period if the “1110”
317 policy had not been implemented in Guangdong, there would be 319 (95%CI,
318 286-351) cases of human H7N9 infection, and if the LPM closure had not been
319 implemented, there would be 529 (95%CI, 457- 602) cases. If both of these two kinds
320 of interventions had not been implemented, the number would reach 646 (95%CI,
321 575-718) and the transmission would possibly continue until May in each year. In this
322 case, the numbers of cases in the four epidemic curves could be 189 (95%CI,
323 183-195), 164 (95%CI, 151-176), 32 (95%CI, 27-36), and 265 (95%CI, 214-311),
324 respectively. The simulation results show that the interventions adopted in Guangdong
325 probably led to the reduction of human infection by 59.5% (95%CI, 48.5%-70.5%)
326 and the prevention of 384 (95%CI, 313-456) cases.

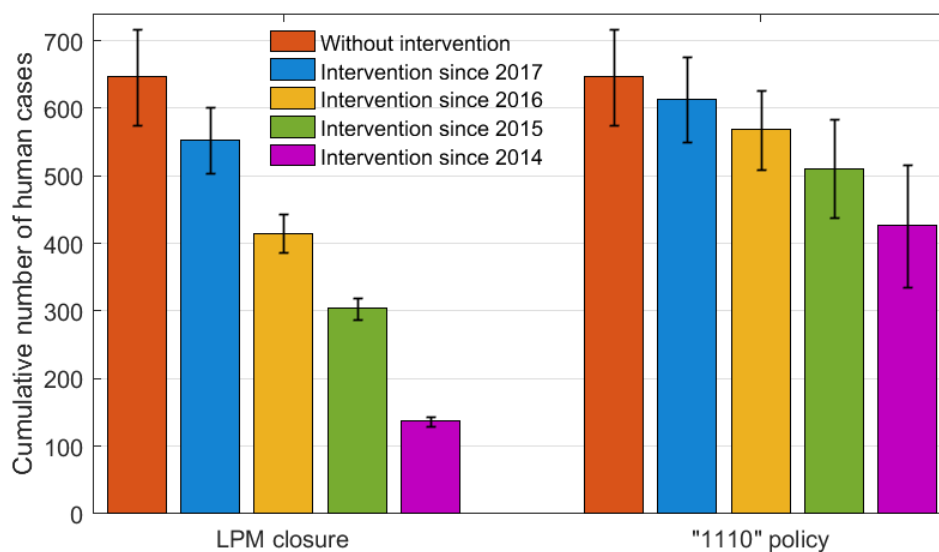


327

328 **Fig 6: Estimated prevalence of human H7N9 infections with different types of**
329 **LPM closure.** The total numbers of human cases in each epidemic season with the 95%
330 confidence intervals are shown.

331 Figs 5 (B) and 6 display the impacts of the temporary, seasonal and permanent
332 closures on human infection of H7N9. It is found that the three types of closure could
333 dramatically reduce the magnitude of infections and shorten the epidemic period.

334 Applying these strategies in Guangdong, numerical simulations show that the total
335 number of human infections could be 212 (95%CI, 193-231), 157 (95%CI, 145-170)
336 and 86 (95%CI, 80-93), which indicates 67.2%, 75.6% and 86.6% reductions in
337 human infections, respectively. As shown in Fig 6, if temporary closure was
338 implemented in the four epidemic seasons, there would be 48.0%, 63.2%, 74.3% and
339 83.0% decrease in human infections, compared to the situation without intervention in
340 each season. In case of seasonal closure, the reduction rates would be 52.9%, 73.8%,
341 87.1%, 92.1%. These rates would be up to 64.6%, 90.2%, 96.8%, 99.2% for
342 permanent closure, indicating its critical role in disease prevention. These data also
343 indicate that if different LPM closure was implemented in four epidemic seasons, the
344 control is more significant in the last seasons.



345

346 **Fig 7: Estimated prevalence of human H7N9 infections with intervention**

347 **beginning in different years.** The cumulative numbers of human cases during four
348 epidemic seasons with the 95% confidence intervals are shown.

349 Figs 5 (C and D) and Fig 7 show the comparison results of LPM closure and "1110"

350 policy, as well as different start timings of interventions. It is found that these two

351 interventions played a role in controlling H7N9 transmission, but closing LPMs was

352 much more effective, which was associated with a sudden and sharp reduction in

353 incidence. While the "1110" policy worked slowly and gently, and it could not

354 eliminate infection risk in Guangdong. Moreover, the effects of interventions could be

355 more pronounced if they were carried out earlier during the past five years. For

356 example, if LPM closure or the "1110" policy were implemented since 2014, then 509

357 (95%CI, 502-516) or 220 (95%CI, 130-310) cases could be avoided. While if it was

358 implemented since 2017, only 93 (95%CI, 44-142) or 33 (95%CI, 0-104) cases could

359 be prevented.

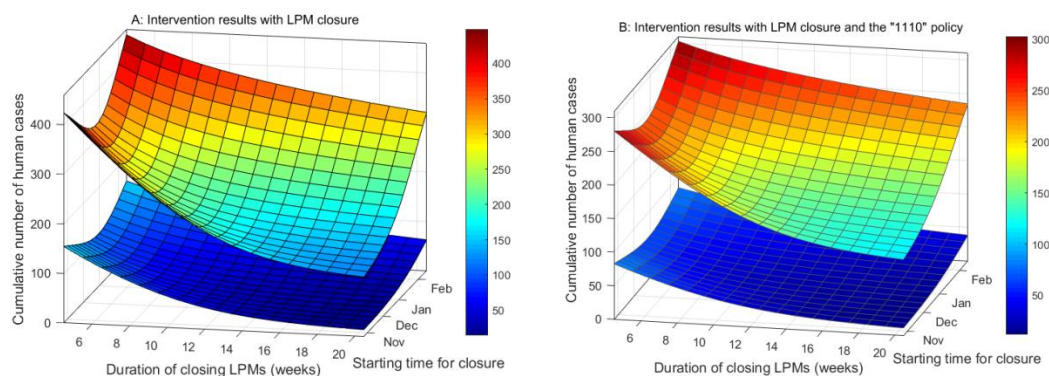
360 Finally, we estimated the effects of interventions with different starting time and

361 duration. Some patterns are observed in Fig 8: (i) Disease incidence keeps decreasing

362 as prolonging the closure of LPMs, especially when the closure is between October

363 and next February; (ii) Closing LPMs during the emergence of human infection

364 always play a role in reducing the risk of infection, and the effects would be
365 magnified if the “1110” policy is implemented in LPM-open days; (iii) For one
366 month’s intervention, closing LPMs in every January receives the most benefits,
367 which can reduce total infections by 41.1% (or 58.8%, with the combination of the
368 “1110” policy); (iv) To most quickly achieve over 70% reduction in human infections,
369 LPMs should be closed from early December to late February, and if combining the
370 “1110” policy, this reduction rate could be above 75%; (v) Persistent intervention
371 would bring much lower morbidity in latter epidemic seasons. For example, if LPMs
372 were closed from November to next March in each year, there would be 79.5%
373 (93.5%) reduction in human infections in the four (last two) epidemic seasons.

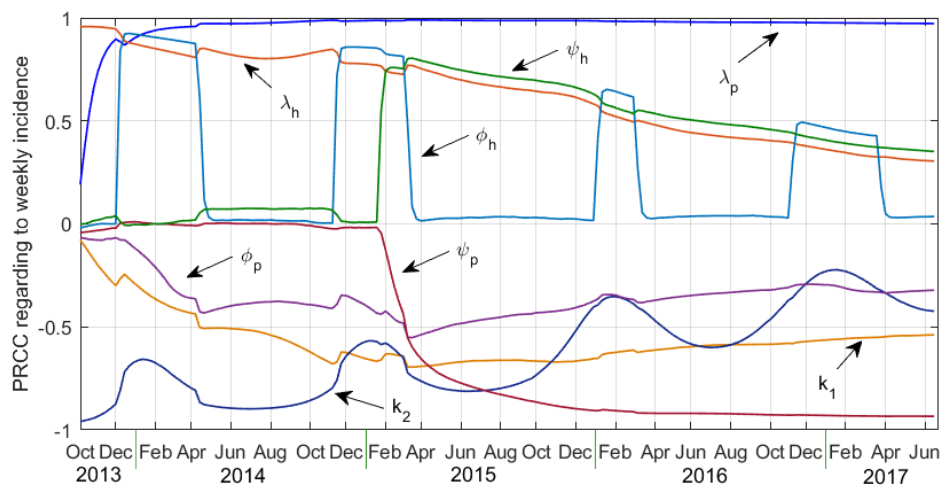


374

375 **Fig 8. Estimated prevalence of human H7N9 infections with different**
376 **intervention timing.** The upper and lower curves are the numbers of human cases in
377 the four epidemic seasons and in the last two epidemic seasons, respectively. The
378 starting time of intervention varies from the last week of October to the second week
379 of February. The duration of intervention varies from 5 weeks to 20 weeks.

380 Uncertainty and sensitivity analyses are shown in Figs 9, S5 and S6. Based on the
381 absolute values of PRCC, the parameters that have strong influence in H7N9
382 transmission are the baseline transmission rates (λ_p and λ_h), intervention indicators
383 (ϕ_h , ϕ_p , ψ_h and ψ_p), and seasonal index (k_1 and k_2). While the initial condition
384 of the model is not sensitive in determining the model outputs (Fig S6). It is observed
385 that the significance of these parameters varies over time: (1) The parameters with

386 respect to the “1110” policy (ψ_h and ψ_p) and LPMS closure (ϕ_h , ϕ_p) came into
387 play only when they were implemented; (2) The baseline transmission rate from
388 poultry to humans (λ_h) and seasonal index become less and less correlated to the
389 outputs; and (3) The baseline transmission rate among poultry (λ_p) has consistent,
390 major impact on the outputs.



391

392 **Fig 9. Time-varying sensitivity of the number of new human cases to the model**
393 **parameters as indicated by PRCC values.**

394 Discussion

395 The present study established a new mathematical model to systematically assess the
396 effectiveness of LPM management on human H7N9 infections, by applying the model
397 to the recent outbreak in Guangdong Province. The proposed model incorporates the
398 pivotal dynamic elements accounting for interactions between/among poultry and
399 humans, and virus evolution in these two populations, as well as seasonality effect.
400 These elements were intrinsically coupled by an SI-SEIR framework. Two important
401 insights arising from our results are significant for policymakers to improve
402 prevention strategies.

403 First, our findings indicate that the “1110” policy can reduce the intensity of H7N9
404 transmission, but it could not eliminate the risk of infection. Moreover, numerical

405 analyses suggest that only implementing the “1110” policy is not enough to prevent
406 human infection, but combining it with LPM closure (implementing them at different
407 time) can perform much better for the control. The moderate effects of the “1110”
408 policy based on our study is inconsistent with the studies conducted in Hong Kong
409 [39, 40], where they observed substantial reduction in virus isolation rates and human
410 cases after implementing a ban on overnight poultry storage and one rest day per
411 month [39, 40]. The possible reasons could be the incomplete implementation of this
412 policy in Guangdong, where the situation is more complicated and multifactorial. For
413 example, in response to banning live poultry overnight, some sellers just moved or
414 hidden the live poultry around the markets. In this regard, the real effects of the “1110”
415 policy might be underestimated in our study.

416 Second, our findings predict that LPM closure can dramatically diminish human
417 infections. It was estimated that the adopted interventions played a role in preventing
418 human H7N9 infection in Guangdong Province. If the LPM closure was implemented
419 uniformly in a larger area and persisted for longer period, the control effects would be
420 much more significant. By comparing the incidence before and after LPM closures,
421 several studies have found that closing LPMs could reduce the incidence by 97-99%
422 in Eastern China in 2013 [20], 97% in Guangdong and Zhejiang during 2013-14 [25],
423 and 73-99% in Shanghai, Zhejiang, Jiangsu and Guangdong [26]. The present study
424 went a step further to examine the long-term transmission dynamic and considered
425 that the temporal, seasonal and permanent closures of LPMs can effectively reduce
426 human infections. Moreover, our study suggest that seasonal closure is more effective
427 than temporal closure in preventing H7N9 transmission, but permanent closure
428 achieves the best effectiveness. Another important issue for intervention is execution
429 time. Numerical analyses imply that closing LPMs during the occurrence of H7N9
430 infection can maximize the efficiency of control. For example, closing LPMs from
431 October 2013 to June 2017 or from December to March each year could result in 86.6%
432 or 76.8% reduction in human infections, and these two reduction rates would be 99.1%
433 and 92.8% in the last two epidemic season. Numerical results showed that the

434 intervention strategies performed better in latter epidemic seasons. The possible
435 reason could be that (1) a large number of poultry had been infected before the
436 occurrence of human infection in 2013, and it took time to wipe out the infection
437 source; and (2) persistent intervention plays a more significant role in reducing the
438 infection risk.

439 Our results highlight the importance of LPM closure in epidemic seasons, and support
440 the decision of closing LPMs in risky areas for preventing further human infections.
441 The findings are consistent with the observations in Shanghai and Singapore, where
442 there has been no zoonotic avian in humans after the respective implementation of
443 seasonal and permanent closures of LPMs, and also verify the result found in [21] that
444 reopening LPMs in summer may not increase the risk of human infection with H7N9.

445 At present China, due to the traditional poultry production-supply-consumption chain,
446 temporally closing LPMs is at cost of huge economic loss. A recent study estimated
447 that the temporal LPM closures in Shanghai, Hangzhou, Huzhou and Nanjing in 2013
448 cost the poultry industry about US\$ 8 billion [10]. To minimize economic loss and to
449 reduce the risk of infection, uniformly implementing seasonal LPM closure conducted
450 by local government seems to be a sustainable intervention strategy, especially closing
451 LPMs in the epidemic period combined with routine intervention in non-epidemic
452 period. Furthermore, permanent closure should be considered as a long-term plan in
453 China, since it is the most effective strategy to control H7N9 infection based on our
454 study. Implementing this strategy needs to modify/improve the current poultry trade
455 and live poultry market system in China, such as developing poultry farms instead of
456 backyard poultry production, slaughtering and packaging poultry centrally in
457 specialized factories, and selling frozen poultry instead of live poultry. These moves
458 require combined efforts from the government and society, such as changing the
459 cuisine culture away from preferring live poultry.

460 Several limitations exist in our study: (i) The proportion of closed LPMs in each week
461 was estimated by the numbers of closed LPMs and the closing time, but the difference

462 (e.g., scale, capacity) between these LPMs was not taken into account. (ii) The
463 interventions were quantified by model parameters, the impact of which may be
464 underestimated, given that the intervention in LPMs may not be implemented
465 completely and effectively; (iii) The proposed model took into account the dominated
466 routes for AIV transmission (including poultry-to-poultry and poultry-to-human
467 transmission), but it did not incorporate the role of birds, which could be a potential
468 factor that contributes to the spatial diffusion of AIV [33, 41]; (iv) Our analysis was
469 based on a deterministic model with the potential effects of seasonality, which can
470 captures the internal transmission mechanism and general trend of H7N9 infection,
471 but it did not include the influence of random factors, such as environmental change
472 or individual differences, and the results may contain certain uncertainties due to the
473 data availability and model technology; (v) The temporal dynamics of AIV
474 transmission under the influence of intervention was explored by the proposed model,
475 but the model was unable to take into account the spatial heterogeneity and clustering
476 of human infection, given the small number of cases and their sparse distributions in
477 Guangdong Province; (vi) The impacts of vaccination was not considered here, which
478 has dramatically reduced human infections since the use of vaccination in the second
479 half of 2017.

480 **Conclusion**

481 We have quantified the effects of different interventions and execution time toward
482 LPMs for the prevention of human H7N9 infections by analyzing the transmission
483 dynamics with a new and robust mathematical model. Based on the model simulation,
484 we believe that the closures of LPMs (especially permanent closure) are highly
485 effective in preventing H7N9 virus infections in humans, and emphasize the
486 importance of closing LPMs from December to March in Guangdong Province. We
487 further reckon that only implementing “1110” policy is unlikely to stop H7N9
488 transmission, and it should be combined with LPM closure in LPM-open days. The
489 obtained results may provide useful information for local authorities to take proper

490 management for LPMs, and help in preparing an optimal control strategy.

491

492 **Acknowledgments**

493 This work was jointly supported by the National Natural Science Foundation of China

494 (11661026), and Science and Technology Program of Guangzhou (201804010383).

495

496

497 Reference

- 498 1. Gao, H., et al., *Clinical Findings in 111 Cases of Influenza A (H7N9) Virus Infection*. The New
499 England Journal of Medicine, 2013. **368**(24): p. 2277-2285.
- 500 2. Gao, R., et al., *Human Infection with a Novel Avian-Origin Influenza A (H7N9) Virus*. The New
501 England Journal of Medicine, 2013. **368**(20): p. 1888-1897.
- 502 3. WHO, *Influenza at the human-animal interface Summary and assessment*. 2017.
- 503 4. Zhou, X., et al., *The role of live poultry movement and live bird market biosecurity in the
504 epidemiology of influenza A (H7N9): A cross-sectional observational study in four eastern
505 China provinces*. Journal of Infection, 2015. **71**(4): p. 470-479.
- 506 5. Chen, L., et al., *Diversity and evolution of avian influenza viruses in live poultry markets,
507 free-range poultry and wild wetland birds in China*. Journal of General Virology, 2016. **97**(4): p.
508 844-854.
- 509 6. Chen, Y., et al., *Human infections with the emerging avian influenza A H7N9 virus from wet
510 market poultry: clinical analysis and characterisation of viral genome*. The Lancet, 2013.
511 **381**(9881): p. 1916-1925.
- 512 7. Bao, C., et al., *Live-Animal Markets and Influenza A (H7N9) Virus Infection*. The New England
513 Journal of Medicine, 2013. **368**(24): p. 2337-2339.
- 514 8. Li, Q., et al., *Epidemiology of Human Infections with Avian Influenza A(H7N9) Virus in China*.
515 The New England Journal of Medicine, 2014. **370**(6): p. 520-532.
- 516 9. Han, J., et al., *Epidemiological link between exposure to poultry and all influenza A(H7N9)
517 confirmed cases in Huzhou city, China, March to May 2013*. Eurosurveillance, 2013. **18**(20).
- 518 10. Wu, Y. and G.F. Gao, *Lessons learnt from the human infections of avian-origin influenza A
519 H7N9 virus: Live free markets and human health*. Science China-life Sciences, 2013. **56**(6): p.
520 493-494.
- 521 11. Peiris, M. and H.L. Yen, *Animal and human influenzas*. Revue Scientifique Et Technique De L
522 Office International Des Epizooties, 2014. **33**(2): p. 539.
- 523 12. Sims, L.D. and M. Peiris, *One health: the Hong Kong experience with avian influenza*. Current
524 Topics in Microbiology and Immunology, 2012. **365**: p. 281-298.
- 525 13. Zhou, P., et al., *Avian influenza A(H7N9) virus and mixed live poultry-animal markets in
526 Guangdong province: a perfect storm in the making?* Emerging Microbes & Infections, 2015.
527 **4**(10): p. e63.
- 528 14. Kang, M., et al., *Environmental Sampling for Avian Influenza A(H7N9) in Live-Poultry Markets
529 in Guangdong, China*. PLOS ONE, 2015. **10**(5).
- 530 15. Gilbert, M., et al., *Predicting the risk of avian influenza A H7N9 infection in live-poultry
531 markets across Asia*. Nature Communications, 2014. **5**: p. 4116-4116.
- 532 16. Fournie, G. and D.U. Pfeiffer, *Can closure of live poultry markets halt the spread of H7N9*. The
533 Lancet, 2014. **383**(9916): p. 496-497.
- 534 17. Offeddu, V., B.J. Cowling, and J.S.M. Peiris, *Interventions in live poultry markets for the control
535 of avian influenza: A systematic review*. One Health, 2016. **2**(C): p. 55-64.
- 536 18. Lam, T.T., et al., *The genesis and source of the H7N9 influenza viruses causing human
537 infections in China*. Nature, 2013. **502**(7470): p. 241-244.
- 538 19. Su, S., et al., *Epidemiology, Evolution, and Pathogenesis of H7N9 Influenza Viruses in Five
539 Epidemic Waves since 2013 in China*. Trends in Microbiology, 2017. **25**(9): p. 713.

- 540 20. Yu, H., et al., *Effect of closure of live poultry markets on poultry-to-person transmission of*
541 *avian influenza A H7N9 virus: an ecological study*. The Lancet, 2014. **383**(9916): p. 541-548.
- 542 21. Jian, et al., *Effects of closing and reopening live poultry markets on the epidemic of human*
543 *infection with avian influenza A virus*. Journal of Biomedical Research, 2016. **30**(2): p.
544 112-119.
- 545 22. Peiris, J.S.M., et al., *Interventions to reduce zoonotic and pandemic risks from avian influenza*
546 *in Asia*. Lancet Infectious Diseases, 2016. **16**(2): p. 252-258.
- 547 23. Wu, J., et al., *Effect of Live Poultry Market Interventions on Influenza A(H7N9) Virus,*
548 *Guangdong, China*. Emerging Infectious Diseases, 2016. **22**(12): p. 2104-2112.
- 549 24. Yuan, J., et al., *Effect of Live Poultry Market Closure on Avian Influenza A(H7N9) Virus Activity*
550 *in Guangzhou, China, 2014*. Emerging Infectious Diseases, 2015. **21**(10): p. 1784-1793.
- 551 25. Wu, P., et al., *Poultry Market Closures and Human Infection with Influenza A(H7N9) Virus,*
552 *China, 2013–14*. Emerging Infectious Diseases, 2014. **20**(11): p. 1891-1894.
- 553 26. Kucharski, A., et al., *Transmission Potential of Influenza A(H7N9) Virus, China, 2013-2014*.
554 Emerging Infectious Diseases, 2015. **21**(5): p. 852-855.
- 555 27. Yuan, J., et al., *Enhanced Disinfection and Regular Closure of Wet Markets Reduced the Risk of*
556 *Avian Influenza A Virus Transmission*. Clinical Infectious Diseases, 2014. **58**(7): p. 1037-1038.
- 557 28. Shaman, J. and M. Kohn, *Absolute humidity modulates influenza survival, transmission, and*
558 *seasonality*. Proceedings of the National Academy of Sciences of the United States of America,
559 2009. **106**(9): p. 3243-3248.
- 560 29. Shaman, J., et al., *Absolute Humidity and the Seasonal Onset of Influenza in the Continental*
561 *United States*. PLOS Biology, 2010. **8**(2).
- 562 30. Liu, T., et al., *Independent and interactive effects of ambient temperature and absolute*
563 *humidity on the risks of avian influenza A(H7N9) infection in China*. Science of The Total
564 Environment, 2018(619-620): p. 1358-1365.
- 565 31. Breban, R., et al., *The Role of Environmental Transmission in Recurrent Avian Influenza*
566 *Epidemics*. PLOS Computational Biology, 2009. **5**(4).
- 567 32. Zhang, J., et al., *Determination of original infection source of H7N9 avian influenza by*
568 *dynamical model*. Scientific Reports, 2014. **4**(6183): p. 4846.
- 569 33. Xing, Y., et al., *Assessing reappearance factors of H7N9 avian influenza in China*. Applied
570 Mathematics & Computation, 2017. **309**: p. 192-204.
- 571 34. Lin, Q., et al., *Seasonality of Influenza A(H7N9) Virus in China-Fitting Simple Epidemic Models*
572 *to Human Cases*. PLOS ONE, 2016. **11**(3).
- 573 35. He, D., et al., *Inferring the causes of the three waves of the 1918 influenza pandemic in*
574 *England and Wales*. Proceedings of The Royal Society B: Biological Sciences, 2013. **280**(1766):
575 p. 20131345-20131345.
- 576 36. Brooks, S., et al., *Handbook of Markov Chain Monte Carlo*. 2011: New York: Chapman and
577 Hall/CRC.
- 578 37. Haario, H., et al., *DRAM: Efficient adaptive MCMC*. Statistics & Computing, 2006. **16**(4): p.
579 339-354.
- 580 38. Marino, S., et al., *A Methodology For Performing Global Uncertainty And Sensitivity Analysis*
581 *In Systems Biology*. Journal of Theoretical Biology, 2008. **254**(1): p. 178-196.
- 582 39. Kung, N.Y., et al., *The Impact of a Monthly Rest Day on Avian Influenza Virus Isolation Rates in*
583 *Retail Live Poultry Markets in Hong Kong*. Avian Diseases, 2003. **47**(3): p. 1037-1041.

- 584 40. Leung, Y.H.C., et al., *Avian Influenza and Ban on Overnight Poultry Storage in Live Poultry*
585 *Markets, Hong Kong*. Emerging Infectious Diseases, 2012. **18**(8): p. 1339-1341.
- 586 41. Shi, B., et al., *Inferring the potential risks of H7N9 infection by spatiotemporally characterizing*
587 *bird migration and poultry distribution in eastern China*. Infectious Diseases of Poverty, 2013.
588 **2**(1): p. 8-8.

589