

[Click here to view linked References](#)

1 **Metastatic breast cancer patient perception of somatic tumor genomic testing**

2
3 Elizabeth J. Adams^{1*}, Sarah Asad^{1*}, Raquel Reinbolt³, Katharine A. Collier^{1,3}, Mahmoud Abdel-Rasoul⁴, Susan
4 Gillespie^{3,5}, James L. Chen^{1,3}, Mathew A. Cherian^{1,3,5}, Anne M. Noonan^{1,3}, Sagar Sardesai^{1,3,5}, Jeffrey
5 VanDeusen^{1,3,5}, Robert Wesolowski^{1,3,5}, Nicole Williams^{1,3,5}, Charles L. Shapiro⁶, Erin R. Macrae⁷, Robert
6 Pilarski^{5,8}, Amanda E. Toland⁸, Leigha Senter^{5,8}, Bhuvaneshwari Ramaswamy^{1,3,5}, Clara N. Lee^{1,5,9,10+}, Maryam
7 B. Lustberg^{1,3,5+}, Daniel G. Stover^{1,3,5+}
8

9 **Institutions:**

10 ¹The Ohio State University Comprehensive Cancer Center, Arthur G. James Cancer Hospital and Richard J.
11 Solove Research Institute, Columbus, OH, USA

12 ²Ohio State University College of Medicine, Division of Hospital Medicine, Columbus, OH, USA

13 ³Ohio State University College of Medicine, Division of Medical Oncology, Columbus, OH, USA

14 ⁴Center for Biostatistics, Department of Biomedical Informatics, The Ohio State University, Columbus, OH,
15 USA

16 ⁵Stefanie Spielman Comprehensive Breast Center, 1145 Olentangy River Rd, Columbus, OH, USA

17 ⁶Mount Sinai, New York, NY, USA

18 ⁷Columbus Oncology, Columbus, OH, USA

19 ⁸Ohio State University College of Medicine, Department of Cancer Biology & Genetics and Department of
20 Internal Medicine, Division of Human Cancer Genetics, Columbus, OH, USA

21 ⁹Department of Plastic and Reconstructive Surgery, College of Medicine, The Ohio State University,
22 Columbus, OH, USA

23 ¹⁰Division of Health Services Management and Policy, College of Public Health, The Ohio State University,
24 Columbus, OH, USA

25 *Indicates authors contributed equally. +Indicates authors equally directed the work.
26
27
28
29
30
31

32 **Corresponding Author:**

33 Daniel G. Stover, MD
34 Biomedical Research Tower, Room 512
35 Ohio State University Comprehensive Cancer Center
36 Stefanie Spielman Comprehensive Breast Center
37 Columbus, OH 43210
38 Tel: 614-685-6700
39 Fax: 614-293-4372
40 Email: daniel.stover@osumc.edu
41
42

43 **Prior Presentations:** This work has been submitted for presentation at San Antonio Breast Cancer
44 Symposium 2019
45

46 **Word Count:** 3366

47 **Tables:** 3

48 **Figures:** 3

49 **Supplementary Tables:** 2

50 **Supplementary Figures:** 0
51
52
53
54
55
56
57
58
59
60
61
62
63

1 **ABSTRACT**

2
3 **Purpose:** To assess metastatic breast cancer (MBC) patient perceptions and comprehension of tumor
4
5 genomic testing and to evaluate associations with psychological wellbeing.

6
7
8 **Methods:** In a prospective, single institution, single-arm trial, patients with MBC underwent next-generation
9
10 sequencing at study entry, with sequencing results released at progression. Patients who completed surveys
11
12 before undergoing sequencing were included in the study (n=58). We administered four validated psychosocial
13
14 measures: Center for Epidemiologic Studies Depression Scale, Beck Anxiety Inventory, Trust in Physician
15
16 Scale, and Communication and Attitudinal Self-Efficacy scale for Cancer. Genetic comprehension was
17
18 assessed using 7-question objective and 6-question subjective measures. Longitudinal data were assessed
19
20 using paired Wilcoxon signed rank and McNemar's test of agreement.
21
22

23
24 **Results:** There were no significant differences between the beginning and end of study in depression, anxiety,
25
26 physician trust, or self-efficacy (median time on study: 7.6 months). Depression and anxiety were positively
27
28 associated with each other and both negatively associated with self-efficacy. Self-efficacy decreased from pre-
29
30 to post-genomic testing (p=0.05). There was a wide range of objective genetics comprehension and
31
32 comprehension was significantly lower in non-white patients (p=0.02) and patients with lower income (p=0.04).
33
34 Patients expressed increased confidence in their ability to teach others about genetics at end of study.
35
36

37
38 **Conclusions:** This is the only study, to our knowledge, to longitudinally evaluate multiple psychological
39
40 metrics in MBC as patients undergo tumor genomic testing. Among patients with MBC, depression and anxiety
41
42 metrics were negatively correlated with patient self-efficacy. Patients undergoing somatic genomic testing had
43
44 limited genomic knowledge, which varied by demographic groups.
45
46

47
48 **Keywords:** Metastatic breast cancer, genomics
49

50
51 **Clinical trial information:** NCT01987726
52
53
54
55
56
57
58
59
60
61
62
63
64
65

1 INTRODUCTION

2
3
4 More than 150,000 women are living with metastatic breast cancer (MBC) in the United States alone.¹
5
6 Because of increasing evidence that specific somatic tumor mutations are both prognostic (e.g. *ESR1*²⁻⁴) and
7
8 predictive in MBC (e.g. *ESR1*³ and *PIK3CA*⁴⁻⁶), somatic genomic testing has become standard of care and
9
10 offers great promise in the advancement of novel therapeutics and precision cancer medicine.⁷⁻¹⁰ Despite the
11
12 richness of information next-generation sequencing (NGS) offers clinicians, the effects of genomic testing,
13
14 particularly somatic tumor sequencing, on patient psychosocial outcomes and perceptions of care is
15
16 understudied.¹¹⁻¹⁴ Genetic testing may increase negative emotions in the metastatic cancer population,¹⁴
17
18 which in turn may decrease quality of life.¹⁵⁻¹⁸ With recent widespread implementation of tumor genomic
19
20 testing, it is imperative to understand patient understanding and perceptions of genomic testing.¹³
21
22

23
24 We previously completed a prospective, single institution, single-arm trial, in which patients with MBC
25
26 underwent NGS using Foundation Medicine to evaluate somatic cell mutations associated with 315 cancer-
27
28 related genes¹⁹ at study entry, with sequencing results released to providers at time of progression.²⁰ We
29
30 previously found that NGS impacted clinical decision-making in a minority of patients, and patients whose next
31
32 cancer treatment was not supported by the genomic test had poorer perceptions of their care.²⁰ While several
33
34 studies have reported the nuanced psychosocial effects of learning of one's harbored mutations from genetic
35
36 testing, most have focused on germline sequencing,²¹⁻²³ with a relative paucity of data regarding somatic
37
38 genomic testing.
39
40

41
42 We sought to evaluate patient psychosocial characteristics, genetic comprehension, and perceived risks and
43
44 expectations of somatic cell NGS genomic testing in the MBC setting in this secondary analysis. The primary
45
46 objectives of this study were to 1) longitudinally describe patient psychological health before and after
47
48 undergoing tumor NGS; 2) evaluate the relationship between psychological health and whether the patient
49
50 underwent a FM-supported treatment; 3) assess patient comprehension of genetics and association with
51
52 patient perceptions of care; 4) describe the relationship between patient psychosocial outcomes and
53
54 sociocultural background.
55
56
57

1 METHODS

4 Study Population

7 This was a prospective, single-site, single-arm trial at an NCI-designated comprehensive cancer center.
8
9 Patients with MBC who were within 10 weeks of starting their current line of therapy and had an estimated
10 survival of ≥ 3 months were included in this study. Participants also needed to have a tumor sample (primary or
11 metastatic) available for genomic testing. The study population along with a description of the genomic testing
12 has been previously described.²⁰ In the present manuscript, the study population includes participants who
13 completed the pre-test (prior to genomic testing) questionnaire at study entry (n=58) and/or the post-test
14 questionnaire at the end of study visit (n=40). All patients completed informed consent approved by the Ohio
15 State University Institutional Review Board, which included a description of the somatic genomic testing and
16 discussion of study risks and benefits with their treating physician. Genomic test results were reviewed with
17 participants; there was not a specific script for interactions or education provided beyond standard provider
18 discussion.

32 Survey Measures

35 Patient surveys included questions about mood, attitudes, and knowledge relating to cancer care and genomic
36 testing. Four validated measures were used, including: Center for Epidemiologic Studies Depression Scale
37 (CES-D),²⁴ Beck Anxiety Inventory (BAI),²⁵ Trust in Physicians/Providers Scale (TPS),²⁶ and Communication
38 and Attitudinal Self-Efficacy scale for cancer (CASE-cancer).²⁷ The CES-D utilizes 20 items to evaluate clinical
39 depression²⁴ to determine the prevalence of depressive ideologies in the participant's preceding week.
40 Response options to each item are 0 (rarely or none of the time), 1 (some or little of the time), 2 (moderately or
41 much of the time), or 3 (most or all of the time). CES-D scores range from 0 to 60 with a score of 16 or higher
42 indicating clinical depression.²⁴ The 21-question Beck Anxiety Inventory (BAI)²⁵ assesses the extent of
43 bothersome anxiety symptoms in the past month using a 4-point Likert scale. Response options to each item
44 are 0 (not at all bothered), 1 (mildly bothered), 2 (moderately bothered), and 3 (severely bothered). BAI scores
45 range from 0 to 63 with a score from 0-9 indicating no anxiety, 10-18 indicating mild to moderate anxiety, and a
46 score of 19 or higher indicating moderate to severe anxiety.²⁵

1 The 11-item Trust in Physician Survey (TPS)²⁶ uses a 5-point Likert scale that includes responses of
2
3 agreement ranging from 0 (strongly disagree) to 4 (strongly agree). TPS scores range from 11 to 55 with
4
5 higher scores indicating greater trust in physician.²⁶ The Communication and Self-Efficacy scale for cancer
6
7 (CASE-cancer) evaluates patients' confidence in maneuvering through their cancer care and relationship with
8
9 their medical oncologist.²⁷ CASE-cancer utilizes a 5-point Likert scale ranging from 1 (strongly disagree) to 5
10
11 (strongly agree) to assess agreement with 12 items relating to patient self-efficacy. CASE-cancer scores range
12
13 from 12 to 48 with higher scores indicating greater self-efficacy.²⁷ Patients who skipped more than two
14
15 questions on a given measure did not have a score calculated.
16
17
18

19 Subjective and objective genetic knowledge were measured with items developed for this study. The response
20
21 options for the 6 subjective questions were a 5-point Likert scale from strongly disagree to strongly agree.
22
23 Objective knowledge was measured with 15 true or false statements designed to test patients' objective
24
25 understanding of genes and genetics. We selected the seven statements about basic genetic information to
26
27 assess. Examples of these statements include "It is possible to see a gene with the naked eye", "A gene is a
28
29 piece of DNA", and "A person's race and ethnicity can affect how likely they are to get a disease".
30
31
32
33
34 Physicians received a 5-item questionnaire after the FM report was released to assess whether or not they
35
36 changed their treatment recommendation based on these results. The physician questionnaire has been
37
38 previously described.²⁰
39
40

41 **Statistical Analyses**

42
43
44 One-way ANOVA tests were used to assess pre-test CES-D, BAI, TPS, and CASE-Cancer scores by income,
45
46 education, insurance, and breast cancer receptor subtype. An independent t-test was used to evaluate each
47
48 patient reported outcome by race (white versus non-white). Paired Wilcoxon signed-rank tests were used to
49
50 compare pre- and post-test scores. McNemar's test of agreement was used to compare pre- and post-test
51
52 subjective knowledge about genetics. Due to our limited sample size, these questions were assessed as a 3-
53
54 level outcome (agree vs. neutral vs. disagree). The objective knowledge questions were scored like a test
55
56 ("gene test" score= number of statements answered correctly/7) and combined into a continuous variable.
57
58
59 Linear mixed effects models were fit to assess the association between treatment change and post-test scores
60
61 for each of the four outcomes. These models included main effects of treatment change (no change versus
62
63
64
65

1 change), time (pre vs. post), the interaction of treatment change with time, and random intercepts to account
2
3 for repeated measures. Finally, Pearson's r correlation tests were performed to assess the associations among
4
5 the outcomes. All figures were created in R version 3.4.1. All statistical analyses were performed using SAS
6
7 version 9.4 and R version 3.4.1.
8
9

10 11 12 13 **RESULTS**

14 **Study Population**

15
16
17
18
19 As described previously,²⁰ a total of 100 patients had successful FM NGS testing and were eligible for analysis
20
21 **(Figure 1)**. Of these, 58 patients completed at least a portion of the pre-test, and 40 completed at least a
22
23 portion of both the pre-test and post-test surveys. Eleven patients who completed the pre-test survey did not
24
25 have their FM reports released and thus did not complete a post-test survey because they did not progress on
26
27 their first treatment. We assessed for potential response bias and found that patients who completed the pre-
28
29 test only did not differ from those who completed both surveys in terms of demographics such as age, race,
30
31 breast cancer type, or ECOG status. The 58 patients who completed the pre-test survey were mostly aged 45-
32
33 64 (65%), white (81%), ER+ (61%), in the highest income (59%) group, and had private insurance (73%)
34
35 **(Table 1)**.
36
37
38
39

40 **Depression, Anxiety, Physician Trust, and Self-Efficacy Measures**

41
42
43 In the pre-test, patients had a mean CES-D score of 13.6 (range: 0-34) and a mean BAI score of 11.3 (range:
44
45 0-40). Categorically, 38% of patients were depressed (CES-D \geq 16), 28% of patients had mild to moderate
46
47 anxiety (BAI 10-18), and 19% of patients had moderate to severe anxiety (BAI \geq 19). Patients had a mean TPS
48
49 score of 48.4 (range: 34-55), indicating substantial trust in their medical oncologist. Patients had a mean CASE
50
51 score of 42.4 (range: 16-48), indicating relatively high self-efficacy in navigation of their cancer care. There
52
53 were no significant differences in any of the outcomes by income (all ANOVA $p>0.05$), education (all ANOVA
54
55 $p>0.05$), race (all t-test $p>0.05$), insurance (all ANOVA $p>0.05$), or breast cancer type (all ANOVA $p>0.05$)
56
57 **(Supplementary Figure 1)**.
58
59
60
61
62
63
64
65

1 From pre-test (study entry) to post-test (end of study), there was no significant change in CES-D score
2
3 (Wilcoxon p-value= 0.13), BAI score (Wilcoxon p-value= 0.50), TPS score (Wilcoxon p-value= 0.15), while
4
5 CASE score decreased from pre- to post-test, marginally non-significant (Wilcoxon p-value= 0.05) (**Figure 2A**).
6
7 Finally, treatment change was not a significant predictor of post-test CES-D score, BAI score, TPS score, or
8
9 CASE score in linear mixed model analyses (**Supplementary Table 1**).

10
11
12 We assessed correlations among our primary outcomes including CES-D, BAI, CASE, and TPS scores
13
14 (**Figure 2B/C**). CES-D score was positively correlated with BAI score (Pearson's $r=0.61$ and 0.60 for pre-test
15
16 and post-test, respectively; both $p<0.0001$). CASE score was negatively correlated with CES-D and BAI in both
17
18 the pre-test (Pearson's $r=-0.43$ and -0.42 for CES-D and BAI pre-test, respectively; both $p=0.001$) and the
19
20 post-test (Pearson's $r=-0.54$ and -0.37 for CES-D and BAI post-test; $p= 0.0004$ and 0.03 , respectively).
21
22
23
24

25 **Subjective and Objective Genetic Knowledge**

26
27 Six subjective genetic knowledge questions were compared between pre-test and post-test (**Table 2**). For
28
29 questions 1-5, most patients agreed with the statements indicating high confidence in understanding genetic
30
31 information. For these five questions, there were no significant changes from pre- to post-test. However, for
32
33 question 6 about ability to explain to others how genes affect health, patients were equally spread across
34
35 response values in the pre-test. For this question, there was a significant change from pre- to post-test
36
37 (McNemars p-value= 0.04). In the post-test, significantly more patients (18 vs. 13 in the pre-test) agreed that
38
39 they would be able to explain to others how genes affect health.
40
41
42
43

44 For objective knowledge, patients had a mean "genetic knowledge test" score of 0.72 (range: 0-1) in the pre-
45
46 test (**Table 3**). "Genetic knowledge test" score was significantly different by income group (ANOVA p-value=
47
48 0.001) and race (t-test p-value= 0.04) yet did not differ significantly by age (ANOVA p-value= 0.55), education
49
50 (ANOVA p-value= 0.15), or insurance (ANOVA p-value= 0.06). Patients in the highest income group had
51
52 significantly higher mean scores, and white women had significantly higher mean test scores than non-white
53
54 women, while patients with private insurance had a non-significant numerically higher score. There was no
55
56 significant change in score from pre- to post-test (Wilcoxon p-value= 0.57; **Figure 3**). "Genetic knowledge" was
57
58 not significantly correlated with any of the four validated psychological measures (data not shown). We
59
60 assessed correlations between CES-D, BAI, CASE, TPS, "genetic knowledge," and number of FM
61
62
63
64
65

1 recommended therapies in the post-test survey. Patients had a mean of 13.3 (range: 1-36) recommended
2
3 therapies. We found no significant correlations between number of therapies with CES-D, BAI, CASE, TPS, or
4
5 “genetic knowledge”.
6

8 **Patient Motivation, Perception, and Information Seeking Behavior**

10 We administered 9 questions to evaluate patient motivations and perceived risks and benefits of participation
11
12 in the study (**Supplementary Table 2**). 32.7% (18/55) of patients believed that finding out their cancer had a
13
14 high chance of progressing would be too much to handle emotionally. However, most patients (85.7%; 48/56)
15
16 did not agree that information about their cancer was best left unknown. Most patients were not concerned
17
18 (58.9%; 33/56) about FM testing being new. Furthermore, most patients (77.4%; 41/53) did not believe they
19
20 would lose their job if the genomic testing results got out. About half of patients (56.4%; 31/55) believed the FM
21
22 results would help them change behaviors to reduce disease risk. Most patients also believed (63.6%; 35/55)
23
24 that the results would help them to seek medical attention to reduce disease risk. To assess information
25
26 seeking behavior, we administered one question asking patients what steps they have taken to learn more
27
28 after learning their study results. Most patients (85%) sought information after their genomic testing. 57.5% of
29
30 patients asked their physician or other provider for information and 27.5% of patients used the internet, their
31
32 physician, and/or other sources.
33
34
35
36
37
38
39
40
41

42 **DISCUSSION**

43
44 As somatic genomic testing becomes increasingly adopted as part of standard care for MBC, there is a critical
45
46 need to assess its impact on patients outside of implications for clinical care. In this study, patients received
47
48 identical genomic testing (Foundation Medicine) with results delivered immediately after progression providing
49
50 a consistent setting for evaluation of patient understanding and perception of genomic testing.
51
52
53

54 There is growing awareness of differences in genetic testing comprehension, as has been documented
55
56 previously in the scope of germline genomic testing and race,²⁸ and in this study patient understanding of
57
58 somatic genomic testing showed substantial variability. We used a non-validated 7-question metric to assess
59
60 genetic knowledge and this demonstrated a wide range of baseline understanding of genetics, with a range 0%
61
62
63

1 to 100% of questions answered correctly in both pre- and post-test. This suggests that providers cannot
2
3 assume any baseline knowledge of genetics when offering somatic genomic tumor testing. In terms of
4
5 sociodemographic patient factors, participants who identified as non-white and participants with lower annual
6
7 incomes had significantly lower baseline genetic comprehension, however, the limited sample size prevented
8
9 evaluation of possible confounders, such as literacy, numeracy, and other metrics of socioeconomic status. It
10
11 is important to note that education was not associated with baseline genetic knowledge, possibly skewed by
12
13 the fact that the observed cohort was predominantly well-educated, limiting our ability to detect an association.
14
15
16
17 We hypothesized that patients' genetic knowledge may improve over their time on a prospective clinical trial of
18
19 somatic genomic testing. There was no formal educational intervention as part of this study but during the
20
21 informed consent process patients received information on the nature of genetics and genetic testing, the
22
23 information it could yield, and how that information could impact care. However, our data do not demonstrate
24
25 any significant change in genetic comprehension from pre- to post-study. While objective genetic
26
27 comprehension remained stable, patients' self-assessed ability to explain genetics' relationship with health to
28
29 others increased. This suggests a potentially inflated self-appraised ability and understanding, an area
30
31 explored in the perception of patients' health and in students' assessment of knowledge, but not before in the
32
33 context of patient health education to our knowledge.²⁹ There is evidence that information seeking can falsely
34
35 increase a patient's subjective knowledge within the domain of genetic testing and we did see that most
36
37 patients (85%) sought information after their genomic testing.³⁰ It is important for physicians to be aware of this
38
39 phenomenon because it may influence patients concealing health illiteracy.³¹ Collectively, these findings
40
41 reinforce the need for interventions to educate patients about their care or research studies and to target health
42
43 literacy, particularly in the informed consent process for genetic/genomic testing.
44
45
46
47
48

49 To investigate patient understanding of genomic testing, we evaluated exploratory questions regarding patient
50
51 motivations, expectations, perceived risks, and perceived benefits. Notably, the majority of patients mistakenly
52
53 believed that the NGS test results would explain how they could change their own behavior to lower their risk
54
55 of disease. This demonstration of advanced cancer patients' unrealistic expectations of somatic genomic
56
57 testing corroborates and further informs recent study findings that indicated over 90% of patients believed the
58
59 NGS test would tell them if they had a higher risk for noncancerous diseases (e.g. Alzheimer's Disease) or
60
61
62

1 would test for viruses like Human Immunodeficiency Virus despite the informed consent process explicitly
2
3 stating these would not be accounted for.³²
4

5
6 In cancer care, there has been a growing focus on mental health, because of the preliminary documentation of
7
8 associations between depression and worse survival outcomes in women with advanced breast cancer¹⁶.
9

10 Although still disputed, it has been hypothesized that psychological distress, including anxiety and depression,
11
12 may elicit disease progression by interfering with the hypothalamic pituitary adrenal axis.³³ While further study
13
14 is warranted to explore the relationship between psychological health and clinical outcomes, we began to
15
16 explore the impact of tumor genomic testing on emotional wellbeing. Our cohort of participants had a slightly
17
18 higher average CES-D depression score (13.6) at baseline in comparison to another trial evaluating
19
20 depressive-symptoms alone in MBC, which had an average CES-D score of 11.1.¹⁶ A recent meta-analysis
21
22 assessed depression in patients with breast cancer worldwide and found that depression was prevalent in
23
24 32.2% of patients, similar to our study population with a prevalence of 38% with a CES-D score reflective of
25
26 depression. In terms of anxiety, 47% of women displayed anxiety in our cohort.³⁴ In comparison to other
27
28 advanced cancer types, such as patients with late stage ovarian cancer with a mean BAI score of 16.88-19 at
29
30 baseline, our cohort had less severe anxiety on average (mean score of 11.3). However, our study cohort had
31
32 a slightly greater proportion of patients who experienced at least mild anxiety (47%) in comparison to patients
33
34 with late stage ovarian cancer (44%).³⁵ Interestingly, anxiety and depression positively correlated in our study,
35
36 indicating that psychosocial interventions for MBC should be comprehensive and not only focus on depression
37
38 or anxiety. Patients' mental health status remained rather stable over the duration of the study.
39
40
41
42

43
44 This is the first study to our knowledge to evaluate MBC patients' trust in their doctor using the validated TPS
45
46 metric. Patients' trust in their medical oncologist remained stable over the duration of the study with an average
47
48 TPS score of 48.4-49.4 (pre- and post-survey, respectively). This is higher than other documented TPS study
49
50 scores in rheumatic disease and primary care patients which ranged between 41.9 and 45.7, respectively.^{36,37}
51
52 The stability of the TPS score was interesting given our prior finding that patients lost confidence in their
53
54 cancer treatment success after undergoing the genomic testing.²⁰
55
56

57
58 Self-efficacy in cancer care, defined as patients' confidence in maneuvering through their cancer care and
59
60 relationship with their medical oncologist, trended downward from before to after genomic testing. One
61
62

1 possible explanation of this finding is that the physicians unintentionally overstated the ability of the NGS test
2
3 to impact treatment and patients subsequently became disappointed with the results. Within the context of
4
5 CASE-cancer, this suggests that patients lose confidence in their perceived capacity to navigate their cancer
6
7 care from before to after the NGS testing. Because increased self-efficacy, amongst other patient
8
9 psychological factors and communication styles with their physician, is correlated with better disease
10
11 outcomes, future study of ways to preserve patient self-efficacy is needed.³⁸ One potential method to preserve
12
13 patient self-efficacy is through increased patient education and empowering supportive interventions.³⁸⁻⁴⁰
14
15

16
17 As genomic testing becomes increasingly integrated into clinical care, it is important to evaluate how the
18
19 translation of this valuable information holistically affects patients. While other studies are beginning to
20
21 evaluate patient comprehension and perceptions of genomic testing in other disease groups,⁴¹ this exploration
22
23 in cancer care has primarily focused on germline genetic testing.⁴²⁻⁴⁴ These studies still support the need for
24
25 greater attention on the translation of genomic testing into clinical care, as similar concerns about patient
26
27 misconceptions about results and what the tests offer are apparent.⁴¹
28
29

30
31 Our study does have limitations. There was a relatively limited sample size, partly due to a lower response rate
32
33 of 58% (58/100). The study still offers unique insight into critical areas regarding the translation of somatic
34
35 genomic testing into clinical care because of its longitudinal design and utilization of multiple metrics. It is
36
37 important to note that our use of non-validated metrics to evaluate patient comprehension of genetics,
38
39 subjective perception of genetic knowledge, or patient perceived risks and benefits of genetic testing does limit
40
41 our study. Further, the single-center design also supports the need for further exploration of these areas.
42
43

44
45 In conclusion, this is the first study to longitudinally evaluate the role of depression, anxiety, trust in physician,
46
47 self-efficacy, objective genetic knowledge, subjective assessment of genetic knowledge, motivations and
48
49 expectations in regards to somatic genomic testing in a single advanced cancer population. Further exploration
50
51 of these areas in a larger study are warranted and will hopefully inform how to best support patients who are
52
53 undergoing tumor genomic testing by better explaining the role of NGS in cancer care through the creation of
54
55 patient-centered education initiatives.
56
57

58
59
60
61
62
63
64
65

1
2
3
4
5
6
7
8
9
10
11
12
13
14
15
16
17
18
19
20
21
22
23
24
25
26
27
28
29
30
31
32
33
34
35
36
37
38
39
40
41
42
43
44
45
46
47
48
49
50
51
52
53
54
55
56
57
58
59
60
61
62
63
64
65

Conflict of Interest Statement:

-Ethical Approval and consent to participate: All procedures performed in studies involving human participants were in accordance with the ethical standards of the institutional and/or national research committee and with the 1964 Helsinki declaration and its later amendments or comparable ethical standards.

-Consent for publication: All authors agree with publication.

-Competing interests: The funding sources for the study, including Foundation Medicine, Inc., were not involved in the collection, analysis, or interpretation of the data. RW has received research support from Acerta and Astra Zeneca and served on advisory boards for PUMA and Pfizer. Drs. Stover, Lustberg, and Lee had full access to all the data in the study and had final responsibility for the decision to submit for publication.

-Funding: This work was supported through grants from Pelotonia (**D.G.S, M.B.L.**), the Stephanie Spielman Fund (**D.G.S.**) and Foundation Medicine, Inc.

-Informed Consent: All patients completed informed consent approved by the Ohio State University Institutional Review Board, which included a description of the somatic genomic testing and discussion of study risks and benefits with their treating physician.

-Author's contributions: All authors contributed to data collection, interpretation, and manuscript preparation.

-Acknowledgements: The authors would like to acknowledge the clinical support of Catherine Carson, Celia Garr, Krysten Brown, and Katherine Tyson.

1 **References:**

- 2
3
4 1. Mariotto AB, Etzioni R, Hurlbert M, et al: Estimation of the Number of Women Living with
5
6 Metastatic Breast Cancer in the United States. *Cancer Epidemiol Biomarkers Prev* 26:809-815, 2017
7
8 2. Chandarlapaty S, Chen D, He W, et al: Prevalence of ESR1 Mutations in Cell-Free DNA and
9
10 Outcomes in Metastatic Breast Cancer: A Secondary Analysis of the BOLERO-2 Clinical Trial. *JAMA Oncol*
11
12 2:1310-1315, 2016
13
14
15 3. Fribbens C, O'Leary B, Kilburn L, et al: Plasma ESR1 Mutations and the Treatment of Estrogen
16
17 Receptor-Positive Advanced Breast Cancer. *J Clin Oncol* 34:2961-8, 2016
18
19 4. Razavi P, Chang MT, Xu G, et al: The Genomic Landscape of Endocrine-Resistant Advanced
20
21 Breast Cancers. *Cancer Cell* 34:427-438 e6, 2018
22
23
24 5. Condorelli R, Mosele F, Verret B, et al: Genomic alterations in breast cancer: Level of evidence
25
26 for actionability according to ESMO Scale for Clinical Actionability of molecular Targets (ESCAT). *Ann Oncol*,
27
28 2019
29
30
31 6. Andre F, Ciruelos E, Rubovszky G, et al: Alpelisib for PIK3CA-Mutated, Hormone Receptor-
32
33 Positive Advanced Breast Cancer. *N Engl J Med* 380:1929-1940, 2019
34
35
36 7. Arnedos M, Vicier C, Loi S, et al: Precision medicine for metastatic breast cancer--limitations
37
38 and solutions. *Nat Rev Clin Oncol* 12:693-704, 2015
39
40
41 8. Dancey JE, Bedard PL, Onetto N, et al: The genetic basis for cancer treatment decisions. *Cell*
42 148:409-20, 2012
43
44
45 9. Cheng DT, Mitchell TN, Zehir A, et al: Memorial Sloan Kettering-Integrated Mutation Profiling of
46
47 Actionable Cancer Targets (MSK-IMPACT): A Hybridization Capture-Based Next-Generation Sequencing
48
49 Clinical Assay for Solid Tumor Molecular Oncology. *J Mol Diagn* 17:251-64, 2015
50
51
52 10. Russnes HG, Navin N, Hicks J, et al: Insight into the heterogeneity of breast cancer through
53
54 next-generation sequencing. *J Clin Invest* 121:3810-8, 2011
55
56
57 11. Chin L, Andersen JN, Futreal PA: Cancer genomics: from discovery science to personalized
58
59 medicine. *Nat Med* 17:297-303, 2011
60
61
62 12. Berg JS, Khoury MJ, Evans JP: Deploying whole genome sequencing in clinical practice and
63
64 public health: meeting the challenge one bin at a time. *Genet Med* 13:499-504, 2011
65

- 1 13. Gray SW, Park ER, Najita J, et al: Oncologists' and cancer patients' views on whole-exome
2 sequencing and incidental findings: results from the CanSeq study. *Genet Med* 18:1011-9, 2016
3
- 4 14. Miller FA, Hayeems RZ, Bytautas JP, et al: Testing personalized medicine: patient and
5 physician expectations of next-generation genomic sequencing in late-stage cancer care. *Eur J Hum Genet*
6 22:391-5, 2014
7
- 8 15. Chida Y, Hamer M, Wardle J, et al: Do stress-related psychosocial factors contribute to cancer
9 incidence and survival? *Nat Clin Pract Oncol* 5:466-75, 2008
10
- 11 16. Giese-Davis J, Collie K, Rancourt KM, et al: Decrease in depression symptoms is associated
12 with longer survival in patients with metastatic breast cancer: a secondary analysis. *J Clin Oncol* 29:413-20,
13 2011
14
- 15 17. Cohen S, Janicki-Deverts D, Miller GE: Psychological stress and disease. *JAMA* 298:1685-7,
16 2007
17
- 18 18. Brown KW, Levy AR, Rosberger Z, et al: Psychological distress and cancer survival: a follow-up
19 10 years after diagnosis. *Psychosom Med* 65:636-43, 2003
20
- 21 19. Inc. FM, 2018
22
- 23 20. Stover DG, Reinbolt, R.E., Adams, E.J., Asad, S., Tolliver, K., Abdel-Rasoul, M., Timmers, C.D.,
24 Gillespie, S., Chen, J.L., Ali, S.M., Webster, J., Collier, K.A., Cherian, M.A., Noonan, A.M., Sardesai, S.,
25 VanDeusen, J., Wesolowski, R., Williams, N., Lee, C.N., Shapiro, C.L., Macrae, E.R., Ramaswamy, B.,
26 Lustberg, M.B.: Prospective Decision-Analysis Study of Clinical Genomic Testing in Metastatic Breast Cancer:
27 Impact on Outcomes and Patient Perceptions. *JCO Precision Oncology* In Press, 2019
28
- 29 21. Bakos AD, Hutson SP, Loud JT, et al: BRCA mutation-negative women from hereditary breast
30 and ovarian cancer families: a qualitative study of the BRCA-negative experience. *Health Expect* 11:220-31,
31 2008
32
- 33 22. Collins VR, Meiser B, Ukoumunne OC, et al: The impact of predictive genetic testing for
34 hereditary nonpolyposis colorectal cancer: three years after testing. *Genet Med* 9:290-7, 2007
35
- 36 23. Hendriks KS, Hendriks MM, Birnie E, et al: Familial disease with a risk of sudden death: a
37 longitudinal study of the psychological consequences of predictive testing for long QT syndrome. *Heart Rhythm*
38 5:719-24, 2008
39

- 1 24. Radloff LS: The CES-D Scale: A self-report depression scale for research in the general
2
3 population. *Applied Psychology Measurement* 1:385-401, 1977
4
- 5 25. Beck AT, Epstein N, Brown G, et al: An inventory for measuring clinical anxiety: psychometric
6
7 properties. *J Consult Clin Psychol* 56:893-7, 1988
8
- 9 26. Anderson LA, Dedrick RF: Development of the Trust in Physician scale: a measure to assess
10
11 interpersonal trust in patient-physician relationships. *Psychol Rep* 67:1091-100, 1990
12
- 13 27. Wolf MS, Chang, C.H., Davis, T., Makoul, G.: Development and validation of the
14
15 Communication and Attudinal Self-Efficacy scale for cancer (CASE-cancer). *Patient Educ Couns* 57:333-341,
16
17 2005
18
- 19 28. Singer E, Antonucci T, Van Hoewyk J: Racial and ethnic variations in knowledge and attitudes
20
21 about genetic testing. *Genet Test* 8:31-43, 2004
22
- 23 29. Dunning-Davies J: Finding evidence for black holes. *Science* 305:1238; author reply 1238, 2004
24
- 25 30. DiMaso SN: Pre-appointment Information Seeking and Scanning Behvaiors in Individuals
26
27 Scheduled for Cancer Genetics Consultations. Thesis, 2018
28
- 29 31. Graham S, Brookey J: Do patients understand? *Perm J* 12:67-9, 2008
30
- 31 32. Roberts JS, Gornick MC, Le LQ, et al: Next-generation sequencing in precision oncology:
32
33 Patient understanding and expectations. *Cancer Med* 8:227-237, 2019
34
- 35 33. Spiegel D, Giese-Davis J: Depression and cancer: mechanisms and disease progression. *Biol*
36
37 *Psychiatry* 54:269-82, 2003
38
- 39 34. Pilevarzadeh M, Amirshahi M, Afsargharehbagh R, et al: Global prevalence of depression
40
41 among breast cancer patients: a systematic review and meta-analysis. *Breast Cancer Res Treat* 176:519-533,
42
43 2019
44
- 45 35. Alexandre J, Brown C, Coeffic D, et al: CA-125 can be part of the tumour evaluation criteria in
46
47 ovarian cancer trials: experience of the GCIG CALYPSO trial. *Br J Cancer* 106:633-7, 2012
48
- 49 36. Freburger JK, Callahan LF, Currey SS, et al: Use of the Trust in Physician Scale in patients with
50
51 rheumatic disease: psychometric properties and correlates of trust in the rheumatologist. *Arthritis Rheum*
52
53 49:51-8, 2003
54
- 55
56
57
58
59
60
61
62
63
64
65

- 1 37. Mainous AG, 3rd, Baker R, Love MM, et al: Continuity of care and trust in one's physician:
2
3 evidence from primary care in the United States and the United Kingdom. *Fam Med* 33:22-7, 2001
4
- 5 38. Street RL, Jr., Makoul G, Arora NK, et al: How does communication heal? Pathways linking
6
7 clinician-patient communication to health outcomes. *Patient Educ Couns* 74:295-301, 2009
8
9
- 10 39. Pellino T, Tluczek A, Collins M, et al: Increasing self-efficacy through empowerment:
11
12 preoperative education for orthopaedic patients. *Orthop Nurs* 17:48-51, 54-9, 1998
13
- 14 40. Anderson RM, Funnell MM, Butler PM, et al: Patient empowerment. Results of a randomized
15
16 controlled trial. *Diabetes Care* 18:943-9, 1995
17
- 18 41. Roberts JS, Robinson JO, Diamond PM, et al: Patient understanding of, satisfaction with, and
19
20 perceived utility of whole-genome sequencing: findings from the MedSeq Project. *Genet Med* 20:1069-1076,
21
22 2018
23
- 24 42. Heshka JT, Palleschi C, Howley H, et al: A systematic review of perceived risks, psychological
25
26 and behavioral impacts of genetic testing. *Genet Med* 10:19-32, 2008
27
- 28 43. Meiser B: Psychological impact of genetic testing for cancer susceptibility: an update of the
29
30 literature. *Psychooncology* 14:1060-74, 2005
31
32
- 33 44. Broadstock M, Michie S, Marteau T: Psychological consequences of predictive genetic testing: a
34
35 systematic review. *Eur J Hum Genet* 8:731-8, 2000
36
37
38
39
40
41
42
43
44
45
46
47
48
49
50
51
52
53
54
55
56
57
58
59
60
61
62
63

1 **Table 1. Cohort Characteristics (N=58)**
2

	N	%
Age		
<45	7	12.1
45-54	19	32.8
55-64	17	29.3
≥65	15	25.9
Subtype		
ER and/or PR+, HER2-	35	61.4
HER2+	3	5.3
TNBC	19	33.3
Race		
Non-white	11	19.0
White	47	81.0
Education		
High school diploma/GED or lower	17	29.3
Some college, technical school, or Associate's degree	20	34.5
Bachelor's degree or higher	21	36.2
Income		
<\$40,000	10	21.7
\$40,000-\$69,999	9	19.6
\$70,000 or more	27	58.7
Insurance type		
Medicaid or Medicare	12	21.4
Private	41	73.2
Other	3	5.4
Treatment change based on FM test		
No	41	87.2
Yes	6	12.8

1 **Table 2. Subjective Knowledge about Genetics**

1. You are confident in your ability to understand information about genetics.				
	Post-test N (%)			McNemar's test p-value*
Pre-test N (%)	Disagree	Neutral	Agree	
Disagree	4 (10.3)	3 (7.7)	0 (0.0)	0.19
Neutral	0 (0.0)	5 (12.8)	4 (10.3)	
Agree	0 (0.0)	1 (2.6)	22 (56.4)	
2. It would be easy for you to get information about genetics if you wanted to.				
	Post-test N (%)			McNemar's test p-value*
Pre-test N (%)	Disagree	Neutral	Agree	
Disagree	2 (5.4)	0 (0.0)	1 (2.7)	0.80
Neutral	1 (2.7)	2 (5.4)	1 (2.7)	
Agree	1 (2.7)	1 (2.7)	28 (75.7)	
3. You would be able to understand information about how genes can affect your health.				
	Post-test N (%)			McNemar's test p-value*
Pre-test N (%)	Disagree	Neutral	Agree	
Disagree	1 (2.6)	1 (2.6)	0 (0.0)	0.11
Neutral	0 (0.0)	4 (10.3)	0 (0.0)	
Agree	1 (2.6)	4 (10.3)	28 (71.8)	
4. You have a good idea about how genetics may influence risk for disease generally.				
	Post-test N (%)			McNemar's test p-value*
Pre-test N (%)	Disagree	Neutral	Agree	
Disagree	3 (9.1)	0 (0.0)	1 (3.0)	0.11
Neutral	2 (6.1)	4 (12.1)	3 (9.1)	
Agree	0 (0.0)	0 (0.0)	20 (60.6)	
5. You have a good idea about how your own genetic makeup might affect your risk for disease.				
	Post-test N (%)			McNemar's test p-value*
Pre-test N (%)	Disagree	Neutral	Agree	
Disagree	3 (7.9)	2 (5.3)	0 (0.0)	0.95
Neutral	1 (2.6)	5 (13.2)	5 (13.2)	
Agree	0 (0.0)	5 (13.2)	17 (44.7)	
6. You would be able to explain to others how genes affect health.				
	Post-test N (%)			McNemar's test p-value*
Pre-test N (%)	Disagree	Neutral	Agree	
Disagree	5 (12.8)	6 (15.4)	1 (2.6)	0.04
Neutral	2 (5.1)	6 (15.4)	6 (15.4)	
Agree	2 (5.1)	0 (0.0)	11 (28.2)	

1 **Table 3. Objective Knowledge about Genetics**

1. It is possible to see a gene with the naked eye. (False).		
Pre-test % correct (N=58)	Post-test % correct (N=40)	McNemar's test p-value (N=40)
77.2	87.2	0.04
2. Healthy parents can have a child with a hereditary disease. (True)		
Pre-test % correct (N=58)	Post-test % correct (N=40)	McNemar's test p-value (N=40)
92.7	92.3	0.32
3. The carrier of a disease gene may be completely healthy. (True)		
Pre-test % correct (N=58)	Post-test % correct (N=40)	McNemar's test p-value (N=40)
91.2	87.2	>0.99
4. Genes are inside cells. (True)		
Pre-test % correct (N=58)	Post-test % correct (N=40)	McNemar's test p-value (N=40)
60.7	59.0	>0.99
5. A gene is a piece of DNA. (True)		
Pre-test % correct (N=58)	Post-test % correct (N=40)	McNemar's test p-value (N=40)
70.2	61.5	0.48
6. All body parts have all of the same genes. (True)		
Pre-test % correct (N=58)	Post-test % correct (N=40)	McNemar's test p-value (N=40)
33.3	28.2	0.56
7. A person's race and ethnicity can affect how likely they are to get a disease. (True)		
Pre-test % correct (N=58)	Post-test % correct (N=40)	McNemar's test p-value (N=40)
80.7	89.7	0.03

1 **Figure 1. CONSORT Diagram**

2
3
4
5
6
7
8
9
10
11
12
13
14
15
16
17
18
19
20
21
22
23
24
25
26
27
28
29
30
31
32
33
34
35
36
37
38
39
40
41
42
43
44
45
46
47
48
49
50
51
52
53
54
55
56
57
58
59
60
61
62
63
64
65

Figure 2. Assessment and Change in Validated Psychological Metrics. Four validated psychosocial measures were assessed in patients at study entry: Center for Epidemiologic Studies Depression Scale (CES-D)²⁴, Beck Anxiety Inventory (BAI)²⁵, Trust in Physicians/Providers Scale (TPS)²⁶, and Communication and Attitudinal Self-Efficacy scale for cancer (CASE-cancer)²⁷. **A.** Change in each measure was evaluated for those patients who completed both ‘pre’ and ‘post’ assessments (n=40 patients). Direction of change in score is indicated in color as decrease (red), increase (green), and no change (blue). Association was assessed by Wilcoxon signed rank test. **B/C.** Correlation between each validated metric and all other metrics was assessed for all patients at study entry (**B**; n=58) and at end of study (**C**; n=40). Direction correlation (Pearson’s r) is indicated by the color of each dot (positive correlation in blue, negative correlation in red) and magnitude of correlation indicated by size of each dot (higher correlation is larger size). Associations that were not statistically significant are indicated with a black ‘x.’

Figure 3. Patient Objective Genetic Knowledge Assessment. Participants completed a seven-question objective genetic knowledge survey at study entry and ‘genetic knowledge score’ assessed as percentage correct. **A.** Association of genetic knowledge score with demographic features including income (top left panel), race (top right), education (bottom left), and insurance type (bottom right). Test of association by ANOVA test indicated with p-value. **B.** Change in genetic knowledge score from study entry (‘Pre-test’) to end of study (‘Post-test’). Association was assessed by Wilcoxon signed rank test.

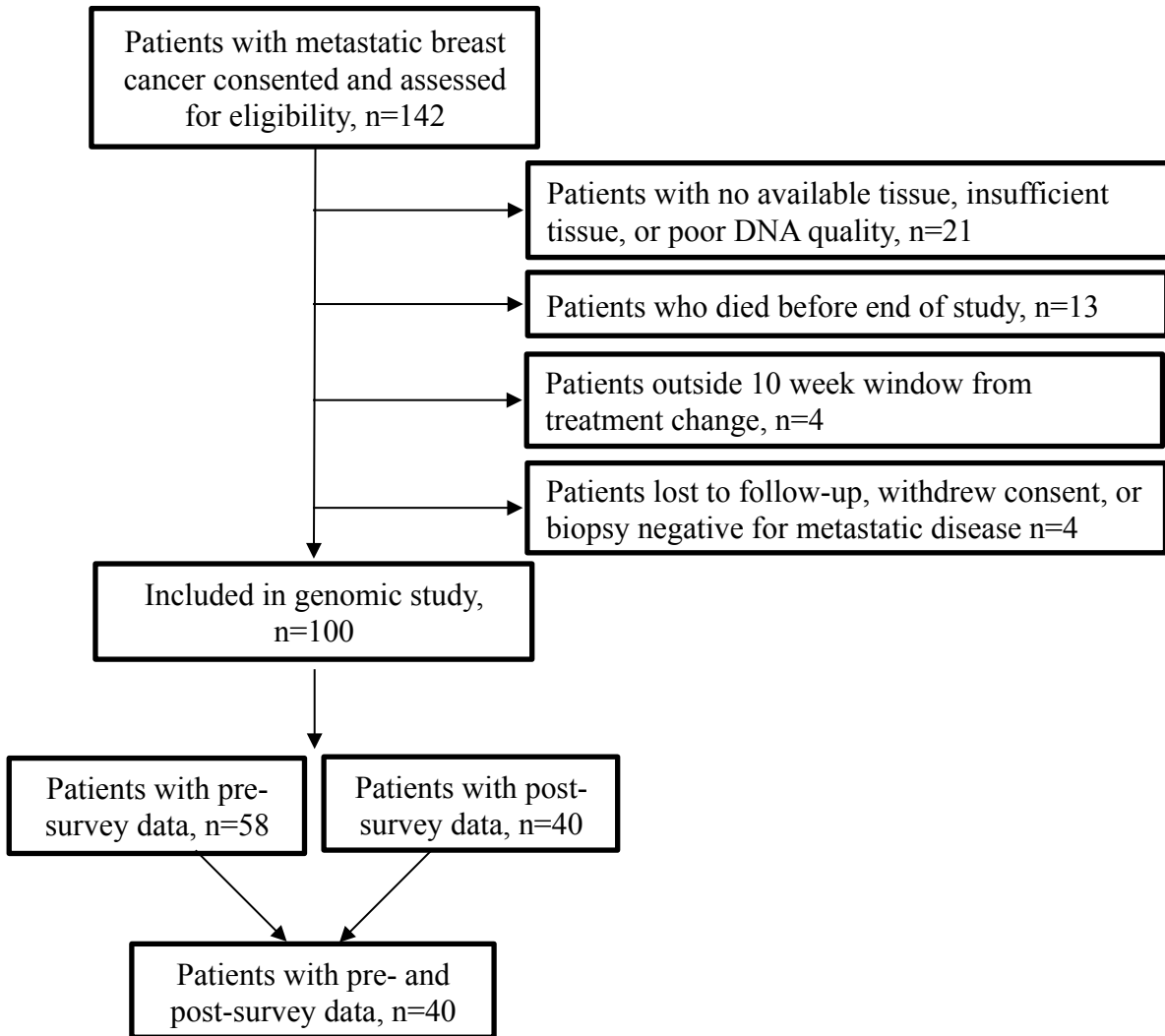
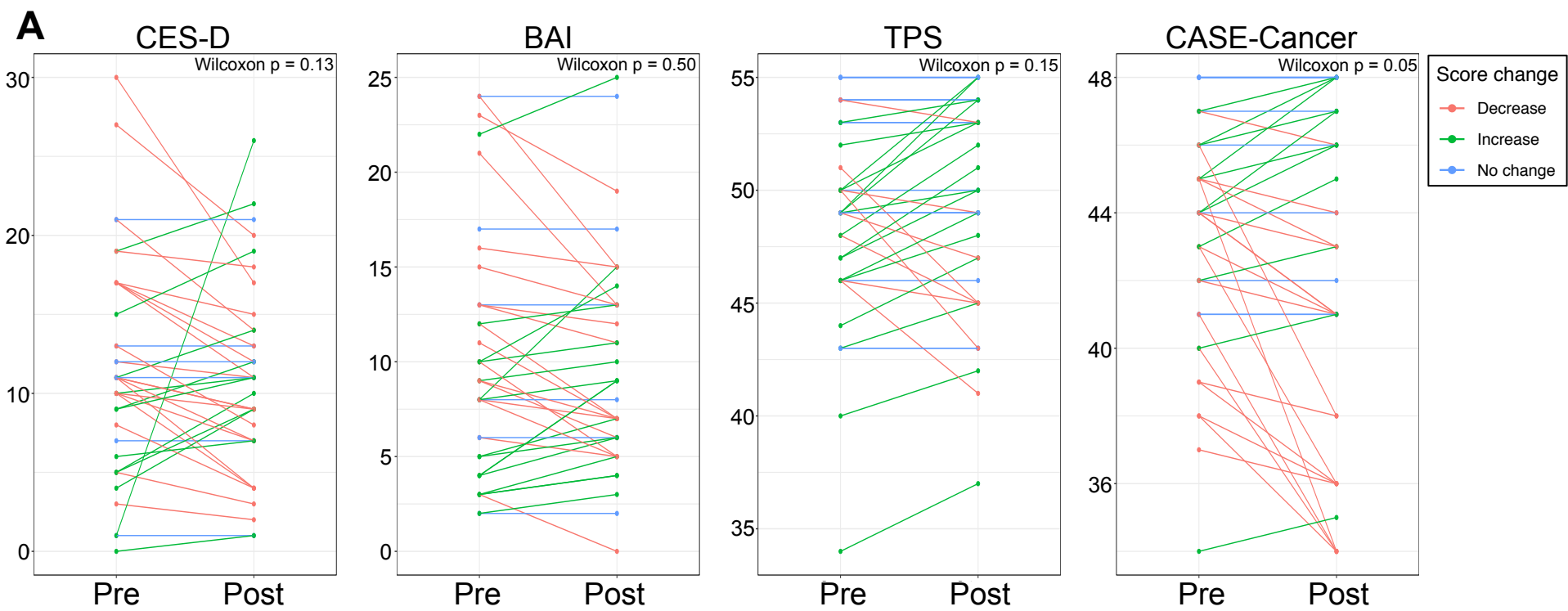
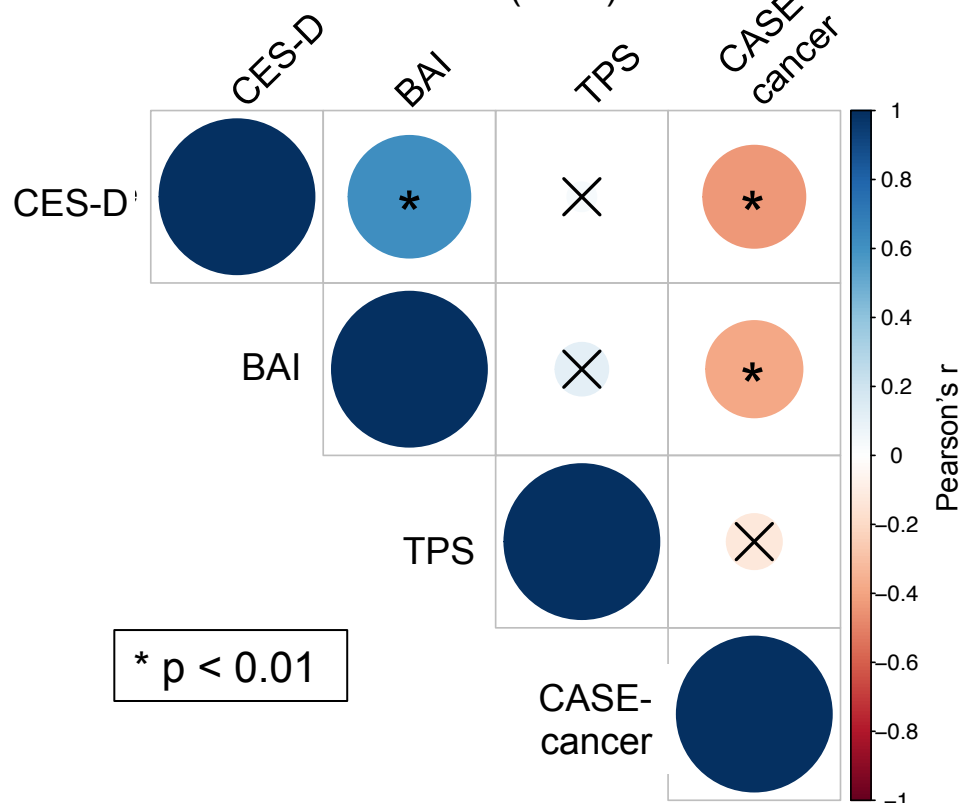


Figure 2

B

Pre-Survey
(n=58)



C

Post-Survey
(n=40)

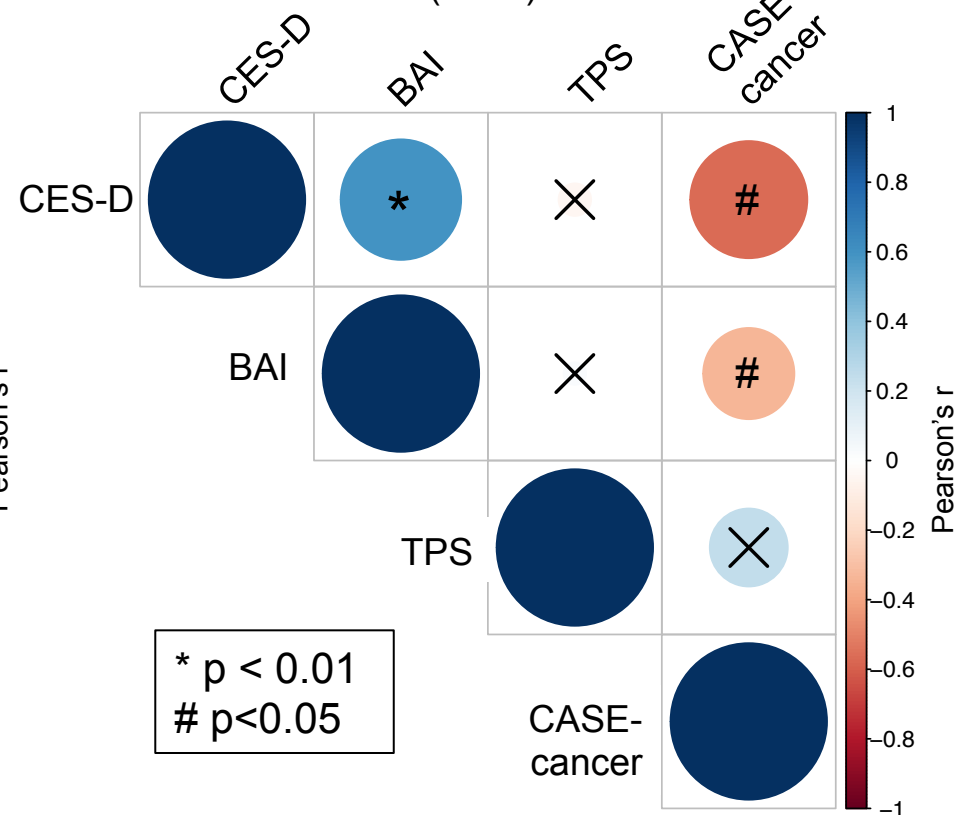
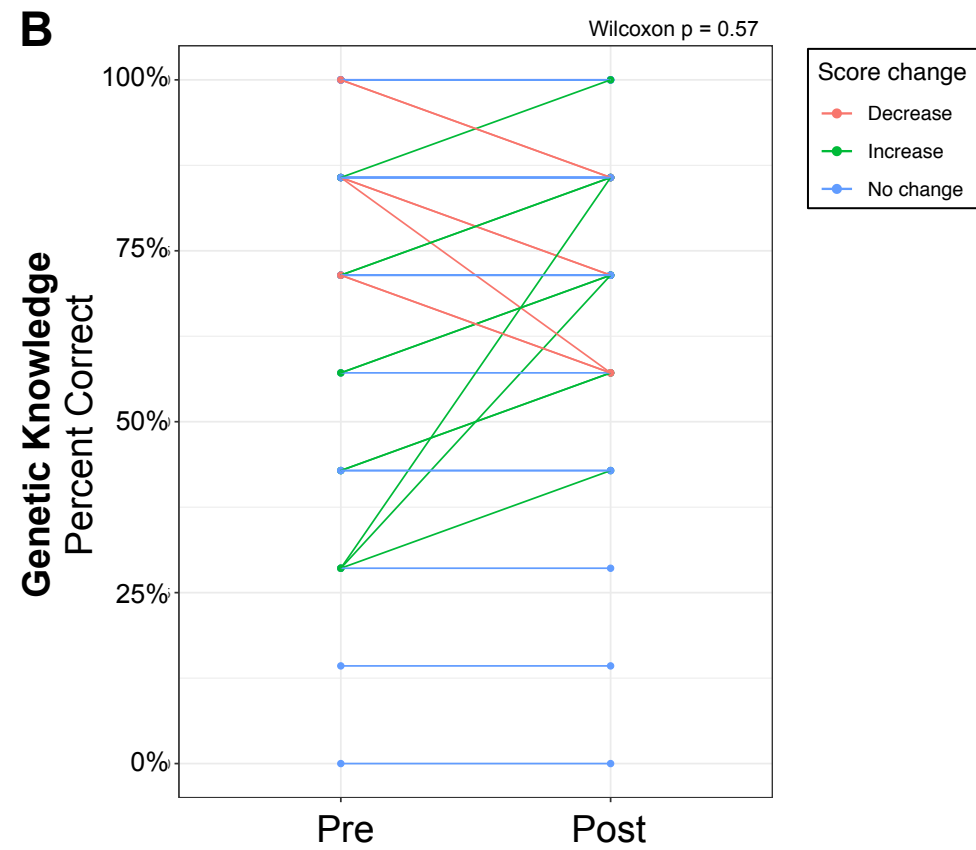
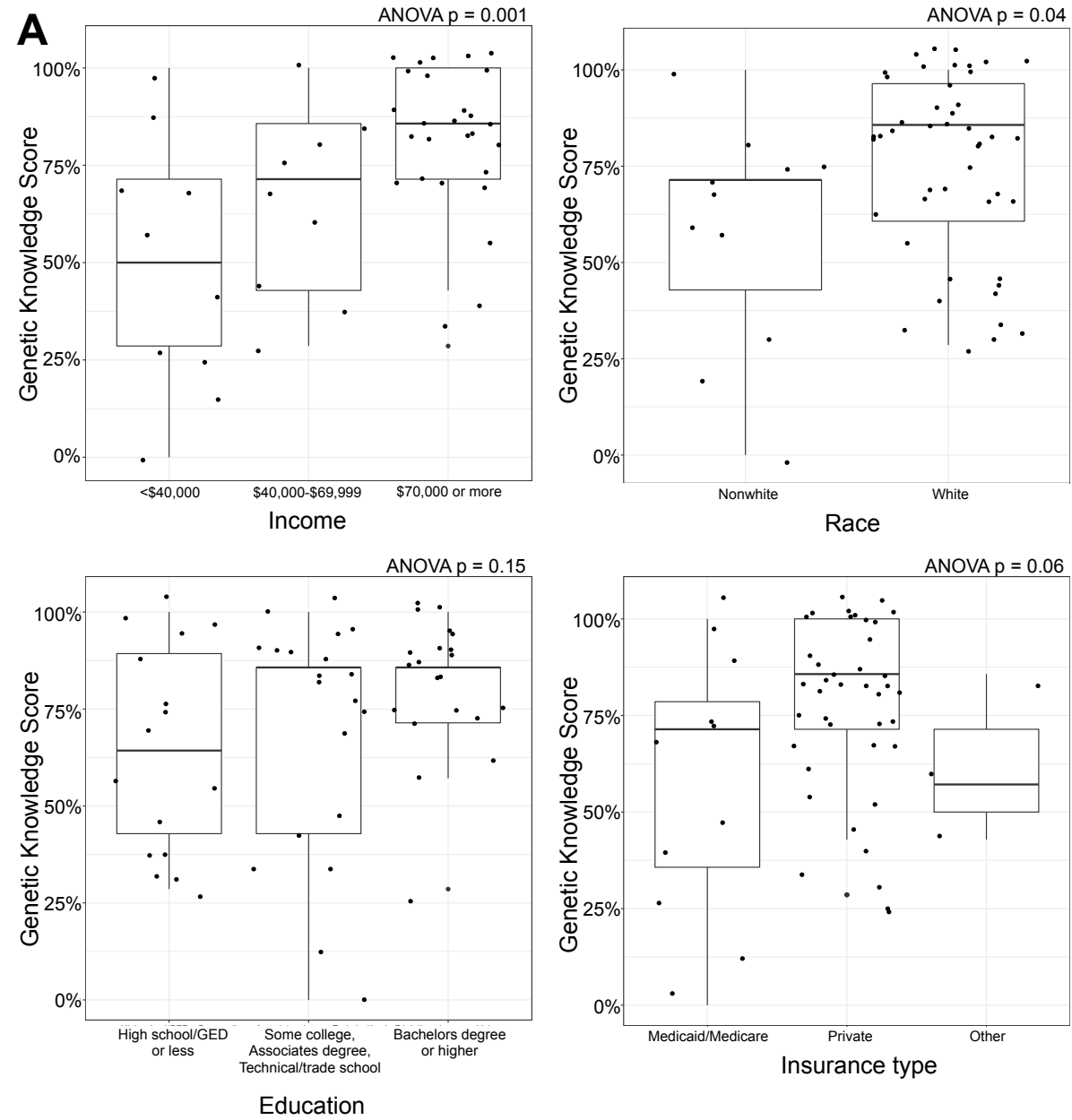


Figure 3



Metastatic breast cancer patient perception of somatic tumor genomic testing: Psychosocial factors and genetic comprehension

Elizabeth J. Adams^{2*}, Sarah Asad^{2*}, Katharine A. Collier^{1,2}, Mahmoud Abdel-Rasoul⁴, Susan Gillespie^{2,3}, James L. Chen^{1,2}, Mathew A. Cherian^{1,2,3}, Anne M. Noonan^{1,2,3}, Sagar Sardesai^{1,2,3}, Jeffrey VanDeusen^{1,2,3}, Robert Wesolowski^{1,2,3}, Nicole Williams^{1,2,3}, Charles L. Shapiro⁸, Erin R. Macrae⁹, Amanda E. Toland¹⁰, Leigha Senter¹⁰, Bhuvanewari Ramaswamy^{1,2,3}, Clara N. Lee^{2,6,7+}, Maryam B. Lustberg^{1,2,3+}, Daniel G. Stover^{1,2,3+}

Institutions: ¹Ohio State University College of Medicine, Division of Medical Oncology, Columbus, OH, USA

²The Ohio State University Comprehensive Cancer Center, Arthur G. James Cancer Hospital and Richard J. Solove Research Institute, Columbus, OH, USA

³Stefanie Spielman Comprehensive Breast Center, 1145 Olentangy River Rd, Columbus, OH, USA

⁴Center for Biostatistics, Department of Biomedical Informatics, The Ohio State University, Columbus, OH, USA

⁵Foundation Medicine Inc., 150 Second Street, Cambridge, MA, USA

⁶Department of Plastic Surgery, College of Medicine, The Ohio State University, Columbus, OH, USA

⁷Division of Health Services Management and Policy, College of Public Health, The Ohio State University, Columbus, OH, USA

⁸Mount Sinai, New York, NY, USA

⁹Columbus Oncology, Columbus, OH, USA

¹⁰Ohio State University College of Medicine, Division of Human Cancer Genetics, Columbus, OH, USA

*Indicates authors contributed equally. +Indicates authors equally directed the work.

Corresponding Author:

Daniel G. Stover, MD

Biomedical Research Tower, Room 512

Ohio State University Comprehensive Cancer Center

Stefanie Spielman Comprehensive Breast Center

Columbus, OH 43210

Tel: 614-685-6700

Fax: 614-293-4372

Email: daniel.stover@osumc.edu

Supplementary Data

Supplementary Table 1. Mixed Effects Model

Type 3 Tests of Fixed Effects				CES-D
Effect	Num DF	Den DF	F Value	Pr > F
treatment_change2	1	74	3.48	0.0662
time	1	74	1.18	0.281
treatment_chang*time	1	74	1.03	0.3128
Type 3 Tests of Fixed Effects				BAI
Effect	Num DF	Den DF	F Value	Pr > F
treatment_change2	1	74	0.26	0.61
time	1	74	0.03	0.867
treatment_chang*time	1	74	0.02	0.8802
Type 3 Tests of Fixed Effects				TPS
Effect	Num DF	Den DF	F Value	Pr > F
treatment_change2	1	75	1.07	0.3042
time	1	75	0.05	0.8188
treatment_chang*time	1	75	0.01	0.9088
Type 3 Tests of Fixed Effects				CASE-Cancer
Effect	Num DF	Den DF	F Value	Pr > F
treatment_change2	1	75	0.78	0.3799
time	1	75	0.64	0.4252
treatment_chang*time	1	75	0	0.9641

Supplementary Table 2. Patient Motivations and Perceived Risks/Benefits

<i>Patient Motivations and Perceived Risks/Benefits</i> (Pre-test results, N=58*)		
Finding out that my cancer has a high chance of progressing would be more than I could handle emotionally.		
Disagree N(%)	Neutral N(%)	Agree N(%)
26 (47.3%)	11 (20.0%)	18 (32.7%)
This information about one's cancer is better left unknown.		
Disagree N(%)	Neutral N(%)	Agree N(%)
48 (85.7%)	6 (10.7%)	2 (3.6%)
I am concerned about the test because it is new and hasn't been used widely.		
Disagree N(%)	Neutral N(%)	Agree N(%)
33 (58.9%)	16 (28.6%)	7 (12.5%)
I am concerned that the test being so new prevents me from asking other patients about their experiences with it.		
Disagree N(%)	Neutral N(%)	Agree N(%)
32 (58.2%)	16 (29.1%)	7 (12.7%)
The results will help me change my behaviors and reduce my disease risk.		
Disagree N(%)	Neutral N(%)	Agree N(%)
5 (9.1%)	19 (34.6%)	31 (56.4%)
The results will help me seek medical attention and reduce my disease risk.		
Disagree N(%)	Neutral N(%)	Agree N(%)
2 (3.6%)	18 (32.7%)	35 (63.6%)
I could lose my job if the results get out.		
Disagree N(%)	Neutral N(%)	Agree N(%)
41 (77.4%)	10 (18.9%)	2 (3.8%)
I may learn that I have an increased risk for a disease that I did not want to know about.		
Disagree N(%)	Neutral N(%)	Agree N(%)
30 (53.6%)	12 (21.4%)	14 (25.0%)
I may learn that I have an increased risk for a disease that I can do nothing about.		
Disagree N(%)	Neutral N(%)	Agree N(%)
20 (35.7%)	14 (25.0%)	22 (39.3%)

*N per question ranges from 53-56 due to skipped questions

Supplementary Figure 1. Association of Validated Depression, Anxiety, Physician Trust, and Self-Efficacy Measures with Patient Demographic Features. Four validated psychosocial measures were assessed in patients at study entry: Center for Epidemiologic Studies Depression Scale (**A**; CES-D)[23], Beck Anxiety Inventory (**B**; BAI) [24], Trust in Physicians/Providers Scale (**C**; TPS)[25], and Communication and Attitudinal Self-Efficacy scale for cancer (**D**; CASE-cancer)[26]. There were no significant differences in any of the validated metrics by income (all ANOVA $p > 0.05$), education (all ANOVA $p > 0.05$), race (all t-test $p > 0.05$), insurance (all ANOVA $p > 0.05$), or breast cancer type (all ANOVA $p > 0.05$).

