

1
2
3
4
5
6
7
8
9
10
11
12
13
14
15
16
17
18
19
20
21
22
23
24
25
26
27
28
29
30
31
32
33
34
35
36

Hepatitis B virus resistance to tenofovir: fact or fiction?

A synthesis of the evidence to date

Jolynne Mokaya¹, Anna L McNaughton¹, Phillip A Bester², Dominique Goedhals²,
Eleanor Barnes ^{1,3,4}, Brian D. Marsden^{5,6}, Philippa C Matthews^{1,4,7*}

¹ Nuffield Department of Medicine, Medawar Building, South Parks Road, Oxford OX1 3SY,
UK

² Division of Virology, National Health Laboratory Service/University of the Free State,
Bloemfontein, South Africa

³ Department of Hepatology, Oxford University Hospitals NHS Foundation Trust, John
Radcliffe Hospital, Headley Way, Oxford OX3 9DU, UK

⁴ National Institutes of Health Research Health Informatics Collaborative, NIHR Oxford
Biomedical Research Centre, The Joint Research Office, Second Floor, OUH Cowley,
Unipart House Business Centre, Garsington Road Oxford OX4 2PG

⁵ Structural Genomics Consortium, University of Oxford, Oxford, UK

⁶ Kennedy Institute of Rheumatology, Nuffield Department of Orthopaedics, Rheumatology
and Musculoskeletal Sciences, University of Oxford, Roosevelt Drive, Headington,
Oxford, UK

⁷ Department of Microbiology and Infectious Diseases, Oxford University Hospitals NHS
Foundation Trust, John Radcliffe Hospital, Headley Way, Oxford OX3 9DU, UK

*Corresponding author: philippa.matthews@ndm.ox.ac.uk

KEY WORDS

HBV, hepatitis b virus, resistance, tenofovir, TDF, TAF, RAMs, DRMs, YMDD, HIV, reverse
transcriptase

WORD COUNT: 4330

CONFLICT OF INTEREST STATEMENT: We have no conflicts of interest to declare.

FINANCIAL SUPPORT STATEMENT: JM is funded by a Leverhulme Mandela Rhodes
Scholarship. PCM is funded by the Wellcome Trust, grant number 110110. EB is funded by
the Medical Research Council UK, the Oxford NIHR Biomedical Research Centre and is an

37 NIHR Senior Investigator. The views expressed in this article are those of the author and not
38 necessarily those of the NHS, the NIHR, or the Department of Health.

39

40 **AUTHORS CONTRIBUTIONS:** JM and PCM conceived the study. JM performed literature
41 review. JM, PAB, BDM, PCM analysed the data. JM and PCM wrote the manuscript. All
42 authors revised the manuscript.

43 **ABBREVIATIONS**

- 44 • 3TC - lamivudine
- 45 • ADV – Adefovir
- 46 • ART – antiretroviral therapy
- 47 • cccDNA – covalently closed circular DNA
- 48 • CHB – chronic hepatitis B virus infection
- 49 • ETV – entecavir (ETV)
- 50 • HBsAg – Hepatitis B surface antigen
- 51 • HBV – Hepatitis b virus
- 52 • HIV – human immunodeficiency virus
- 53 • LdT – telbivudine
- 54 • NA – Nucleos(t)ide analogue
- 55 • RAM – Resistance Associated Mutation
- 56 • RT – reverse transcriptase
- 57 • TAF – tenofovir alafenamide
- 58 • TDF – tenofovir disoproxil fumarate
- 59 • TFV – tenofovir (the active component of both TAF and TDF)
- 60 • YMDD – tyrosine methionine aspartate aspartate motif in HBV RT
- 61
- 62

63

64 **ABSTRACT**

65

66 **Background:** Tenofovir (TFV) is a widely used antiviral treatment for chronic hepatitis B virus
67 (HBV) infection. However, therapy is not curative and long-term administration is therefore
68 required in most cases, with a risk of selecting resistance-associated mutations (RAMs). There
69 is a high genetic barrier to the selection of TFV resistance, but the distribution and clinical
70 significance of TFV RAMs are not well understood, and the topic remains contentious. We
71 here present assimilated evidence for TFV RAMs with the aim of cataloguing and
72 characterising mutations that are likely to be of most clinical significance, and starting to
73 develop relevant mechanistic insights.

74 **Methods:** We carried out a systematic literature search in PubMed to identify clinical, *in vitro*
75 and *in silico* evidence of TFV resistance. The structure of HBV reverse transcriptase (RT) has
76 not been solved; we therefore compared HBV RT to the crystal structure for HIV RT in order
77 to map the likely sites of RAMs.

78 **Results:** We identified 37 putative TFV RAMs in HBV RT, occurring within and outside sites
79 of enzyme activity, which we have mapped onto a homologous HIV RT crystal structure. Most
80 resistance arises as a result of suites of multiple RAMs. Other factors including adherence,
81 HBV DNA viral load, HBeAg status, HIV coinfection and NA dosage may also influence
82 viraemic suppression.

83 **Conclusion:** There is emerging evidence for polymorphisms that reduce susceptibility to TVF.
84 If clinically significant TFV resistance increases in prevalence, there will be a pressing need
85 for the development of new agents. A better understanding of HBV drug resistance is
86 imperative to ensure that these do not impact on the international elimination targets that are
87 to be met by 2030.

88

89 **LAY SUMMARY**

90

91 Tenofovir is the treatment of choice for chronic hepatitis B virus (HBV) infection because it

92 has a low risk of resistance compared to other treatment available. However, we have

93 assimilated the emerging evidence of HBV resistance to TDF, and we therefore advocate for

94 the development of better treatment for chronic HBV.

95

96 INTRODUCTION

97 Nucleot(s)ide analogues (NA) are the most widely used antiviral treatments for chronic HBV
98 (CHB) infection (1). These agents inhibit the action of HBV reverse transcriptase (RT), acting
99 as DNA chain terminators. NA therapy can be effective in suppressing HBV viraemia, thus
100 reducing the risks of inflammation, fibrosis and hepatocellular carcinoma (HCC) as well as
101 lowering the risk of transmission (1,2). However, NAs are not curative due to the persistent
102 intracellular hepatic reservoir of HBV covalently closed circular DNA (cccDNA). Long-term
103 administration is therefore required in most cases (3), with a risk of selection of resistance
104 associated mutations (RAMs) in the virus (1). RAMs are mostly likely to arise in the context of
105 high viral replication, with variants arising as a result of the error prone RT enzyme (1). NAs
106 such as lamivudine (3TC), telbivudine (LdT) and adefovir (ADV) have been largely phased out
107 of use in HBV management, mainly due to the predictable development of resistance over
108 time (1). Resistance to 3TC is best documented arising from substitutions at position M204,
109 representing the second position of the tyrosine-methionine-aspartate-aspartate ('YMDD')
110 motif in viral RT (1,4,5).

111

112 Tenofovir (TFV) is a nucleotide analogue originally licensed for the treatment of HIV infection,
113 either formulated as tenofovir disoproxil fumarate (TDF) or tenofovir alafenamide (TAF). The
114 success of TDF in CHB was first described in HBV/HIV coinfecting individuals; the agent was
115 licensed for treatment of HBV mono-infection in 2008 (6,7), and remains a first-line choice
116 (2,3). There is a risk of proximal tubular nephrotoxicity, but TDF is tolerated at higher doses
117 than other NAs such as ADV (3). To further mitigate this risk, TFV can be administered as
118 TAF, which has higher plasma stability than TDF, enabling administration of lower doses to
119 achieve the same effect (8–10), **Suppl Fig 1**.

120

121 HBV resistance to TFV (whether administered as TDF or TAF) remains controversial. Unlike
122 other NAs, TFV has a high genetic barrier to resistance (1), corroborated by studies that report
123 no resistance after many years of treatment (11). An on-line tool, 'geno2pheno', that can be
124 used to call drug resistance lists only one position (N236T) in association with reduced TFV
125 susceptibility (12), while other studies have considered both N236T and A181T/V (13,14).
126 However, there are emerging reports of a wider range of amino acid substitutions in the viral
127 RT that are associated with reduced TFV sensitivity, described in both treatment-experienced
128 and treatment-naïve individuals with CHB (15,16).

129

130 There is some degree of homology between the sequence, structure and function of HIV and
131 HBV RT enzymes, explaining why certain NAs (including 3TC and TFV), are active against
132 both viruses (17–19). Studying mutations associated with TFV resistance in HIV may therefore

133 provide insights into resistance in HBV. Although no crystal structure has been resolved for
134 HBV RT, some studies have modelled this enzyme based on the HIV crystal structure (19–
135 21), suggesting that insights into HBV drug resistance mechanisms can potentially be inferred
136 from what is known about HIV.

137

138 A better understanding of the role of NA therapy in driving HBV elimination at a population
139 level is crucial to underpin efforts to move towards targets set by international sustainable
140 development goals to eliminate viral hepatitis by the year 2030 (22). CHB remains a
141 considerable global health problem given that it is a leading cause of death from liver cirrhosis
142 and hepatocellular carcinoma (HCC) (23,24). For populations in which HIV and HBV are both
143 endemic, as exemplified by many settings in sub-Saharan Africa, there are particular concerns
144 about drug resistance in HBV, given the widespread population exposure to TDF as a
145 component of first-line antiretroviral therapy (ART) for HIV (22). In order to progress towards
146 these global targets, many more people will need to be tested and treated in the decade
147 ahead. We have therefore undertaken a systematic approach to assimilate the evidence for
148 the development of clinical or virological HBV breakthrough during TFV therapy, with the
149 specific aim of collating all the currently available evidence for TFV resistance.

150

151 **METHODS**

152

153 **Search strategy**

154 We undertook a systematic search of PubMed and Scopus in February 2019, using PRISMA
155 criteria (**Suppl Fig 2**). We used the search terms (“*Hepatitis B virus*” [Mesh] OR “*hepatitis b*”
156 OR HBV) AND (*Tenofovir* OR TDF OR TAF OR “*Tenofovir alafenamide*” OR “*Tenofovir*
157 *Disoproxil Fumarate*”) AND (*resista** OR *drug muta** OR DRMs OR RAMs). We reviewed the
158 titles and abstracts matching the search terms and included those reporting virological HBV
159 breakthrough after exposure to TFV, only including studies that presented original data and
160 had undergone peer review. We used the Joanna Briggs Institute Critical Appraisal tool
161 checklist (25) to assess for quality of case reports. For assessment of quantitative studies, we
162 used the BMJ quality assessment tool (26).

163

164 **Sequence analysis**

165 To assess similarity between HIV and HBV RT, we downloaded HIV and HBV reference
166 sequences from publicly available HIV (27) and HBV (28) sequence databases. We aligned
167 amino acid RT sequences using MAFFT version 7 (29). The alignment illustrates regions of
168 similarity and differences between HIV and HBV RT. We obtained RAMs associated with HIV
169 resistance to TFV from Stanford University HIV drug resistance database (30).

170

171 **Structural analysis**

172 The crystal structure for HBV RT has not been solved, However, the enzyme is homologous
173 to HIV RT. In order to further assess the list of 37 RAMs, we therefore considered evidence
174 for a mechanistic influence by mapping HBV RAMs onto a previously solved crystal structure
175 of HIV RT (PDB code 3dlk (31)) using ICM [http://www.molsoft.com/icm_pro.html].

176

177 **RESULTS**

178 **Nature and quality of the evidence identified**

179 We identified 15 studies that met our search criteria. Seven studies were case reports
180 (15,16,32–36), four were *in vitro* studies (37–39) and four were longitudinal studies of CHB
181 (with or without HIV coinfection) (40–43). Studies were from Asia (15,16,32,34,39), Australia
182 (43), Europe (33,36,38,40–42) and USA (35,37,44). Eight studies reported HBV genotypes,
183 representing genotypes A-G (16,32,35–37,40–42,44). Metadata for individual studies are
184 provided in **Suppl Table 1**.

185

186 A detailed quality assessment of each individual reference is included in **Suppl Table 2**.
187 Among the case reports, three were of high quality as they clearly described patients'
188 characteristics, clinical history, current clinical condition, diagnostic tests or assessment
189 methods, interventions or treatment procedures, post-intervention clinical condition, and
190 concluded with take away lessons (32–34). Three further case reports did not describe
191 diagnostic test or assessment methods (15,35,36), and one study did not describe post-
192 intervention clinical condition of the participant (16). The overall quality rating for four cohort
193 studies was strong because participants selected represented the target population,
194 characteristics of participants were clearly described, there a clear hypothesis for the study,
195 and inclusion/exclusion criteria were specified (40–43). Two studies had a weak rating
196 because there was no description of the characteristics of study participants and it was not
197 clear whether participants were representative of the target population (37,44). Two natural
198 experimental studies were not rated because the quality assessment questions were not
199 applicable (38,39).

200

201 **Approach to defining resistance**

202 Resistance was studied based on exposure to TDF in 13 studies and TAF in two studies; we
203 therefore refer to TFV throughout the results section. TFV resistance was determined using
204 a range of strategies, which can be summarised as follows:

- 205 i. A sequencing approach to identifying possible RAMs in HBV sequence isolated from
206 individuals in whom viremia was not suppressed by TFV therapy, undertaken in seven
207 studies (15,32,34–36,40,43);
- 208 ii. *In vitro* assays to measure the effect of TFV on viral replication in cell lines, reported
209 by three studies (37,38,44);
- 210 iii. Approaches (i) and (ii) in combination, applied in four studies (16,33,41,42);
- 211 iv. Approach (ii) combined with an animal model, described by one study (39).

212

213 In 12/15 studies, HBV mutations were reported in association with TFV resistance or reduced
214 TFV susceptibility (16,32,33,36–42,44). In the remaining three studies, persistent viraemia
215 was reported among individuals with chronic HBV infection while on TFV but either no RAMs
216 were identified (35,43) or viral sequencing was not performed due to low viral load (34).

217

218 **Location and number of RAMs associated with TFV resistance**

219 In total, 37 different sites of polymorphism were reported, arising both within (n=15) and
220 outside (n=22) enzymatically active sites in RT (Fig 1; **Suppl Table 3**). HBV mutations outside
221 active sites of the enzyme occurred in combination with RAMs located within active sites (with
222 the exception of A194T). Only two studies (33,38) reported TFV resistance arising from the
223 selection of a single mutation, S78T and A194T. RAM S78T was defined by sequencing HBV
224 from two individuals in whom viraemia was not suppressed by TDF, combined with *in vitro*
225 assays (33), while A194T was only defined *in vitro* (38). In all other studies, ≥ 2 RAMs were
226 required to confer TFV resistance (2 RAMs in four studies (37,39,40,44); 3 RAMs in one study
227 (42); 5 RAMs in one study (16), and ≥ 8 RAMs in a further four studies (15,32,36,41). This
228 pattern supports the high genetic barrier to selection of TFV resistance.

229

230 We narrowed the list of 37 sites down to compile a list of TFV RAMs that have been identified
231 in ≥ 2 studies, regarding these sites as having the strongest evidence base (9 sites; **Table 1**).
232 The most frequently described RAMs were L180M (32,41,42), A181T/V (37,40,41,44),
233 M204I/V (16,32,41,42), and N236T (37,40,44). Among these, the M204 mutation (within the
234 'YMDD' motif) is well established in association with 3TC resistance, commonly arising in
235 combination with substitutions at positions V173, L180 and A181, while N236 substitutions
236 are more specifically associated with reduced susceptibility to ADV and TFV (13). Mutations
237 at sites 177, 194 and 249 may also be more specific to TFV resistance, having been less
238 clearly reported in association with resistance to other agents (45–47). Polymorphisms at
239 positions 80,173, and 184, have been described as compensatory changes to allow the virus
240 to accommodate the primary drug escape substitution (13).

241

242 Some reported polymorphisms associated with drug resistance represent wild type sequence
243 in some genotypes (Y9H, F122L, H126Y, R153W/Q, F221Y, S223A, C256S, D263E, V278IV
244 and A317S), and our assimilation shows more resistance in genotype D (**Suppl Table 4**). Most
245 of these polymorphisms are located outside the active site of the enzyme, with the exception
246 of position 256. The barrier to selection of TFV resistance may therefore be lower in certain
247 genotypes, (Fig 1, **Suppl Table 4**).

248
249 One study assessed the replication competence and susceptibility to TFV of mutated HBV
250 clones *in vitro* and *in vivo* using mice models. The introduction of P177G and F249A mutations
251 (substitutions in active sites of the RT enzyme) in HBV clones, resulted in a reduction in their
252 susceptibility to TFV (39).

253 254 **RAMs occurring as minor quasispecies**

255 There is limited evidence for the significance of TFV RAMs occurring as minor quasispecies.
256 One study that performed ultra-deep pyrosequencing enrolled HIV/HBV co-infected
257 individuals on (or about to start) TFV-containing ART, reporting minor variants present at
258 <20% with mutations (V173, L180M, A181T/V and M204V) in 2/50 TFV naïve samples and
259 1/14 sample obtained from a TDF-experienced individual (43). One other study performed
260 deep sequencing using Illumina on HBV clones (16), revealing that RAMs S106C, H126Y,
261 D134E, M204I/V & L269I were predominant. Only one study reported sequencing the whole
262 HBV genome, but this was undertaken following *in vitro* introduction of RAMs into a clinically
263 isolated virus (44), so does not provide any evidence of the association between TFV RAMs
264 and other polymorphisms that might arise on the same viral haplotype.

265 266 **Duration of therapy and treatment compliance prior to detection of tenofovir resistance**

267 Five studies reported the duration in which individuals were on TFV prior to treatment failure,
268 with virological breakthrough occurring between 48 weeks and 48 months of therapy (48
269 weeks (32), 18 months (34), 20 months (41), 26 months (16), and 48 months (15,33)).
270 Compliance was assessed in six studies, among which virological breakthrough despite good
271 treatment compliance was reported in five (16,32,34,41,42), and one reported concerns with
272 compliance (36). Quantification of drug levels in plasma supported good compliance in two
273 studies (16,41).

274 275 **Comparison between HIV and HBV RT**

276 HBV RT has been classified into subdomains (termed 'finger', 'palm', and 'thumb') which are
277 further divided into conserved regions annotated A – G (17), which form the main catalytic
278 core of the enzyme (Fig 1). We investigated the similarity between the RT enzyme in HBV and

279 HIV, demonstrating 25-27% homology between different HBV genotypes and the HXB2 HIV
280 reference sequence (Fig 2). We aligned amino acid RT consensus sequences to compare
281 sites that have been reported in association with drug resistance in HBV vs HIV (Fig 3, **Suppl**
282 **Table 5**). Of the 37 sites with RAMs identified in HBV RT, two sites had identical amino acid
283 substitutions to RAMs in HIV RT (M204 and L229 in HBV (19,21,48), corresponding to M184
284 and L210 in HIV, respectively (30,49), Fig 3). Other sites reporting an association with TVF
285 resistance in HBV have substitutions that overlap with HIV RAMs, but not all of these are
286 associated with TFV resistance, **Suppl Table 5**.

287

288 Six established TFV RAMs in HIV RT (M41L, K65R, K70E, Y115F, Q151M and T215F/Y) (30)
289 do not correspond to an equivalent mutation in HBV RT, although three of these HIV RAMs
290 have an HBV RAM within 3 amino acids up- or down-stream in the equivalent sequence,
291 suggesting there may be homology in the mechanism through which drug resistance is
292 mediated.

293

294 We mapped HBV RAMs onto the crystal structure of the likely structurally-related HIV RT (pdb
295 code 3dlk) in order to visualise their approximate 3D locations and infer possible functional
296 consequences (Fig 4) (**Suppl Table 6**). The RAMs are primarily located within the ‘fingers’,
297 ‘palm’, ‘thumb’ and ‘connection’ subdomains of the p66 polymerase domain of HIV RT (31),
298 with the majority within the ‘palm’. A number of RAMs (e.g. V207, M204, F249) are spatially
299 adjacent to the catalytically critical (and highly conserved) residues D110, D185 and D186 in
300 HIV RT (D83, D204 and D205 in HBV), suggesting that these RAMs are highly likely to
301 affected catalytic competency. Twenty-two RAMs map to HIV RT residue positions which, if
302 mutated, are likely to cause structure destabilisation, suggesting that many of these RAMs are
303 likely to impact upon resistance.

304

305 **DISCUSSION**

306 TFV is a safe and effective treatment choice for CHB in the majority of cases. However, we
307 have assimilated evidence of cases in which reduced TFV susceptibility has been
308 demonstrated either by persistent viraemia and/or reduced *in vitro* susceptibility. Based on
309 existing evidence, most TFV resistance arises as combinations of suites of mutations (most
310 commonly including L180M, A181V/T, M204I/V and/or N236T), overlapping with RAMs that
311 allow escape from other NA drugs. There is also a suggestion that, rarely, single mutations
312 can confer TFV resistance, which is currently best demonstrated for S78T. Notably, the
313 literature to date is limited and heterogenous, and there remains a lack of evidence about the

314 frequency and likely impact of proposed TFV RAMs either within individual patients or at
315 population level.

316

317 **Algorithms to report TFV resistance**

318 Assays and software tools that have been designed to determine genotype and drug
319 resistance may bias against detection of relevant mutations, if they do not provide read-outs
320 for all the relevant sites that contribute to reducing TFV susceptibility. For example,
321 ‘TRUGENE’ captures common HBV RAMs but does not include positions 78, 177, or 249
322 which may be pertinent to TFV resistance (50) and geno2pheno only lists one TFV mutation
323 at position 236 (12).

324

325 **Overlap of TFV RAMs with RAMs to other NA agents**

326 RAMs L180M, M204I/V and A181T/V have been associated with resistance to 3TC, LdT and
327 ETV (14,47,51–53); their reported association with TFV resistance is of concern in suggesting
328 that prior NA exposure can increase the likelihood of cross-resistance to TFV. A study of
329 HIV/HBV co-infected individuals previously demonstrated a decreased likelihood of HBV DNA
330 suppression with TDF among individuals exposed to prolonged 3TC treatment, possibly due
331 to accumulation of such mutations (7). A large study in China reported finding mutations at
332 one or both A181 and N236 in 11% of the population (14). which may underpin reduced
333 susceptibility to TFV. The structural similarities between ADV and TFV, and similar interaction
334 with HBV polymerase (1,3) explain why the ADV RAMs A181T/V and N236T are also reported
335 to confer resistance to TFV (1,54,55).

336

337 Although TFV has been considered effective (and may be used as salvage therapy) in the
338 context of resistance to other NAs (56,57), the current evidence we have undoubtedly
339 suggests that the shared mechanisms of action may lead to increasing TFV resistance (58).
340 There is some evidence showing co-location of RAMs conferring resistance to different
341 antiviral agents on the same viral haplotype (59), although this study did not specifically assess
342 TVF resistant variants. These findings suggesting cross-resistance are of concern, especially
343 for many settings in sub-Saharan Africa, where there has been widespread use of NA therapy
344 (especially 3TC) as a component of ART (47).

345

346 **Sites of TFV RAMs in HBV RT**

347 Resistance to TFV can be explained by RAMs both within and outside the active site of the
348 RT enzyme, some of which may have similar mechanisms to those described in the equivalent
349 HIV enzyme (17–19). In evolutionary terms, selection of RAMs is a trade-off for the virus,
350 offering escape from drug-mediated suppression but being potentially detrimental to viral

351 fitness or replicative capacity if they are associated with structural or functional changes.
352 Mutations outside the enzyme's active sites may incur lower costs to viral fitness as they are
353 less likely to interfere with the RT function. The mechanism of resistance in most of these
354 polymorphisms remains unknown but may interfere with drug access to sites of activity
355 through steric hindrance. Other changes may represent compensatory mutations, that are
356 selected to optimise structure and function of the molecule in the presence of primary RAMs.
357 For example, substitution at position 269 has been previously described as a compensatory
358 mutation that, when selected together with RAMs to 3TC and ETV, restores impairments to
359 function of the RT enzyme (60).

360

361 TFV resistance may be associated with specific HBV genotypes; given that C256S has been
362 linked to TFV resistance and is a wild type sequence in genotype C, (**Suppl Table 4**). This
363 could suggest that the genetic barrier to TFV resistance in genotype C is lower than in other
364 genotypes. However, a study of >1000 individuals in China found no differences in drug
365 resistance rates between Geno-B vs Geno-C infection (14). Currently, genotyping is not
366 routinely undertaken in clinical practice, so it is difficult to amass data for any potential
367 relationship between clinical (phenotypic) resistance and viral genotype. More data are
368 required to enhance an understanding of the relationship between resistance and HBV
369 genotypes.

370

371 **Other factors associated with persistent viraemia**

372 In addition to RAMs, there are other explanations for incomplete suppression of HBV viraemia
373 on therapy, supported by reports of phenotypic resistance in the absence of any known RAMs
374 (35,43). Factors associated with persistent HBV DNA viraemia on TDF treatment include a
375 higher baseline HBV DNA level (7,61,62), positive baseline HBeAg status (61), prior history
376 of 3TC exposure (7), a lower nadir CD4+ T cell count in the context of HIV coinfection (7,63)
377 and high serum HBV RNA levels (64). Given that HBV DNA is inhibited in a dose-dependent
378 manner (3), it is also possible that insufficient drug delivery to the infected hepatocyte could
379 be the cause of persistent viraemia even in the absence of specific RAMs. These diverse
380 phenomena make it difficult to be certain of a clinical (phenotypic) definition of drug resistance
381 and may confound studies that set out to identify viral sequence (genotypic) variants that are
382 genuinely associated with altered TFV susceptibility.

383

384 Incomplete adherence to drug therapy can also contribute to virological breakthrough (65).
385 Two studies included in our review assessed treatment compliance by measuring drug
386 concentration in plasma (16,41). Studies assessing treatment adherence in chronic HBV have
387 also used questionnaire-based approaches (66–68), but these are subject to bias as self-

388 reporting of compliance may be inaccurate. Evidence of potential TFV resistance may emerge
389 when individuals with HIV/HBV coinfection are treated with a TFV-containing regimen leading
390 to suppression of HIV but with sustained HBV viraemia (69). Plasma, PBMCs and dried blood
391 spots have been useful in assessing drug concentration in HIV infection (70–74), however,
392 they only offer information on treatment exposure over a short period (typically 7-14 days)
393 (74). Hair samples have been used as an alternative way to measure drug residue in some
394 studies (74–76); this is an appealing option given that collection is generally acceptable, non-
395 invasive, and provides information on treatment exposure over weeks to months (74).
396 However, to date we have been unable to identify any evidence that this method has been
397 applied to quantify drug levels in HBV infection.

398

399 The time to virological breakthrough on TFV treatment ranged from 48 weeks to 48 months in
400 the studies we identified. A previous study reports a long time line of three years before ~90%
401 of HBV infected individuals on TFV therapy demonstrate viraemic suppression (77,78). It is
402 striking that TDF suppression is slow in HBV compared to HIV, in which 88% of patients
403 suppress the virus within the first year of treatment with a TDF based regimen (79). In the
404 studies we have reported in this review, persistent HBV viraemia on therapy could be due to
405 the slow and variable timeline for viraemic suppression; however, in most studies there was a
406 reduction in viral load when TDF was initiated, with subsequent virological breakthrough that
407 is more in keeping with the selection of resistance.

408

409 **Implications for patient management**

410 There are not currently sufficient data about TFV RAMs to underpin robust universal
411 guidelines for clinical practice. However, it is undoubtedly the case that a greater body of
412 sequencing data, together with contemporaneous viral load measurements, is required in
413 order for us to advance understanding of the relationship between viral sequence and
414 outcomes on therapy. In the context of failure of viraemic suppression in a patient prescribed
415 therapy, assessing and supporting drug compliance is crucial. If viraemia persists despite
416 adherence to treatment, sequencing should be advocated in order to explore the potential for
417 RAMs. Therapeutic failure of TFV – whether in the presence or absence of known RAMs –
418 should lead to an expert clinical decision about switching therapy or combining agents, for
419 which there is currently limited guidance. If resistance continues to emerge, there will be a
420 need for expert guidelines to include practical recommendations in order to unify clinical
421 approaches. In the longer term, evidence of TFV resistance calls for the development of robust
422 novel direct acting antivirals and immune therapies for HBV.

423

424 **Caveats and limitations**

425 There is sparse literature on HBV resistance to TFV, and studies are of varying quality.
426 However, by assimilating these data, we have been able to present a better picture of the
427 most likely candidate RAMs. While there is a high genetic barrier to selection of TFV
428 resistance, it is likely that there is under-reporting of cases of resistance, particularly in
429 low/middle income settings in which routine monitoring of HBV VL on treatment is not
430 undertaken. The lack of studies reporting on TDF resistance in Africa reflects the lack of
431 routine diagnostic screening for HBV and/or inadequate routine monitoring of those on
432 treatment (47,80). It can be difficult to infer the impact of common polymorphisms on drug
433 resistance phenotype; for example, it is plausible that M204I/V may be enriched among TFV
434 resistant strains simply as a 'footprint' of prior exposure to 3TC.

435
436 Most studies to date have used Sanger sequencing, and it is possible that significant minority
437 variants may be under-represented, as suggested by one report in which phenotypic TFV
438 resistance was associated with RAMs in <20% of minor variants (43). Low HBV DNA viral
439 loads are a further barrier to sequencing, and bias existing data towards samples from
440 individuals with high viral loads, in which the full spectrum of relevant RAMs may not occur. It
441 is therefore important to invest in deep sequencing platforms that offer the opportunity to
442 explore the full landscape of HBV variants isolated from an infected individual, and to improve
443 sensitivity of sequencing methods including both Sanger and 'next-generation' approaches.
444 Sequencing methods that can generate long reads, such as Oxford Nanopore Technologies,
445 can generate long reads that allow reconstruction of complete viral haplotypes, providing
446 improved certainty about linkages between sites (81).

447
448 We recognise the limitations of drawing direct comparisons between HIV and HBV RT, given
449 the limited (<30%) sequence homology between the two enzymes, and the finding that only
450 2/37 sites associated with TVF resistance in HBV are homologous RAMs in HIV. This
451 highlights a need for future work to solve the crystal structure of HBV RT. Understanding the
452 consequences of combinations of polymorphisms is an important aspiration. To be able to
453 undertake an appropriate haplotypes analysis would require datasets with robustly
454 phenotyped patients (displaying clinical evidence of drug resistance) together with full length
455 viral sequence data; such datasets have not been generated to date but are an important long-
456 term aim.

457 458 **Conclusions**

459 We have assimilated emerging evidence for HBV RAMs that reduce susceptibility to TFV, also
460 acknowledging the potential influences of other viral and host factors in cases of persistent
461 viraemia on therapy. While the genetic barrier to resistance is high, evidenced by the large

462 number of mutations that typically have to be selected to produce resistance, of concern is the
463 overlap with other NA resistance mutations, and the instances in which individual amino acid
464 polymorphisms may be sufficient to produce phenotypic resistance. Enhanced studies
465 representing larger numbers of patients, tracking longitudinal viral sequence changes, and
466 monitoring viral suppression over time are needed. In addition, the evolution of better *in vitro*
467 models will support experiments to investigate the effect of individual and combined RAMs. In
468 order to optimise the use of NA therapy as a tool in driving advancements towards elimination
469 at a population level, improved insights into drug resistance are essential. If resistance
470 emerges as a substantial clinical problem, there will be a need for consideration of synergistic
471 drug regimens, new agents that inhibit a target other than viral RT, and for the development
472 of new therapeutic strategies that can bring about cure.

473

474

475 **TABLES**

476

477 **Table 1: Mutations associated with tenofovir resistance in HBV, identified from a**
 478 **systematic literature review.** This table reports mutations identified in two or more different
 479 studies; the colour indicates the method(s) used to determine drug resistance. All positions
 480 are in HBV RT, listed in numerical order. 37 mutations identified in 15 included studies are
 481 reported in Suppl Table 3.
 482

Mutations	Park et al 2019	Cho et al 2018	Lee et al 2014	Mikulska et al 2012	Liu et al 2014	Amini-Bavil-Olyaei et al 2009	Van Bommel et al 2012	Lada et al 2012	Sheldon et al 2005	Liu et al 2017	Total number of studies	Associated with 3TC resistance	Associated with ETV resistance
S106C/G	(iii)	(i)						(iii)			2	No	No
R153W/Q			(i)					(iii)			2	No	No
V173L				(i)				(iii)			2	Yes	Yes
L180M			(i)	(i)				(iii)	(iii)		4	Yes	Yes
A181T/V					(ii)		(i)	(iii)		(ii)	4	Yes	Yes
A194T						(ii)		(iii)	(iii)		2	No	No
M204I/V	(iii)		(i)	(i)				(iii)	(iii)		5	Yes	Yes
N236T					(ii)		(i)			(ii)	3	No	No
I269L	(iii)	(i)								(ii)	2	No	Yes
KEY:	Method used to identify TFV resistance												
(i)	Sequencing HBV sequence from individuals in whom viraemia was not suppressed by TDF												
(ii)	In vitro assays to measure the effect of TDF on viral replication in cell lines												
(iii)	Approaches (i) and (ii) in combination												

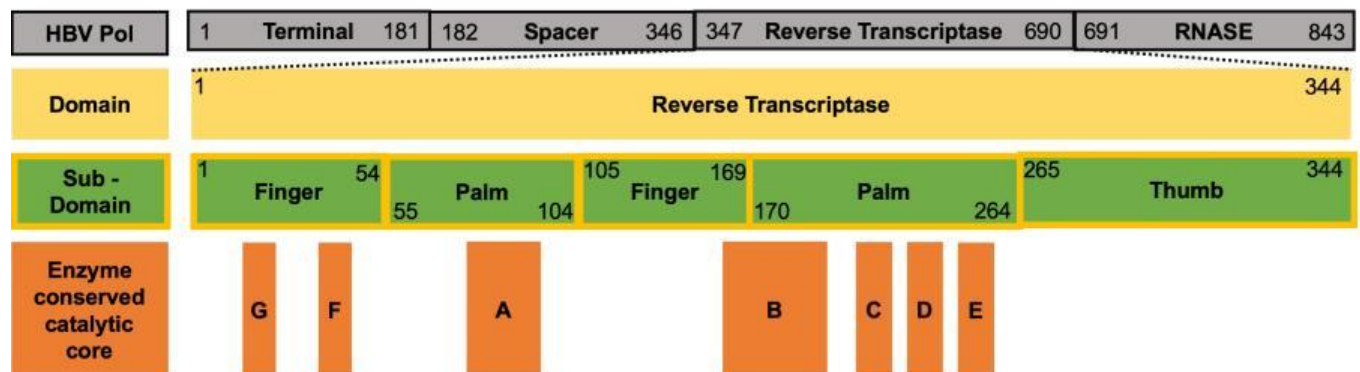
483

484

485 **FIGURE LEGENDS**

486

487 **Fig 1: Mutations associated with tenofovir (TFV) resistance located within and outside**
 488 **the active sites of the HBV RT enzyme.** Yellow rectangle represents RT; green rectangles
 489 represent subdomains which are designated finger, palm and thumb; orange rectangles
 490 represent active sites of the enzyme referred to as regions A-G. Mutations associated with
 491 TFV resistance (n=37 sites) are listed according to their location within active sites of the
 492 enzyme (orange table) or outside active sites (green table). The sites shown in bold represent
 493 the nine mutations with best literature support (evidence summarised in Table 1).
 494



Enzyme conserved catalytic core	RAMs associated with TDF/TAF located within active sites
A (rt75 – rt91)	S78T; L80M;L91I
B (rt163 – rt189)	I63V; V173L; P177G; L180M ; A181T/V ; T184A/L
C (rt200 – rt210)	A200V; M204I/V ; V207L
D (rt230 – rt241)	N236T
E (rt247 – rt257)	F249A; C256S
F(rt37 – rt47)	Nil known
G (rt26 – rt36) &	Nil known

Enzyme domains	RAMs associated with TDF/TAF located within active sites
Finger (rt1 – 54)	Y9H
Palm (rt55 – 104)	S106C/G
Finger (rt105 – 169)	T118C/G; F122L; H126Y; Q130S; D134E; R153W/Q
Palm (rt170 – 264)	V191I; R192P; A194T ; L217R; F221Y; S223A; L229V/W; D263E
Thumb (rt265-344)	Q267L; I269L ; V278I/V; A317S; K333Q; N337H

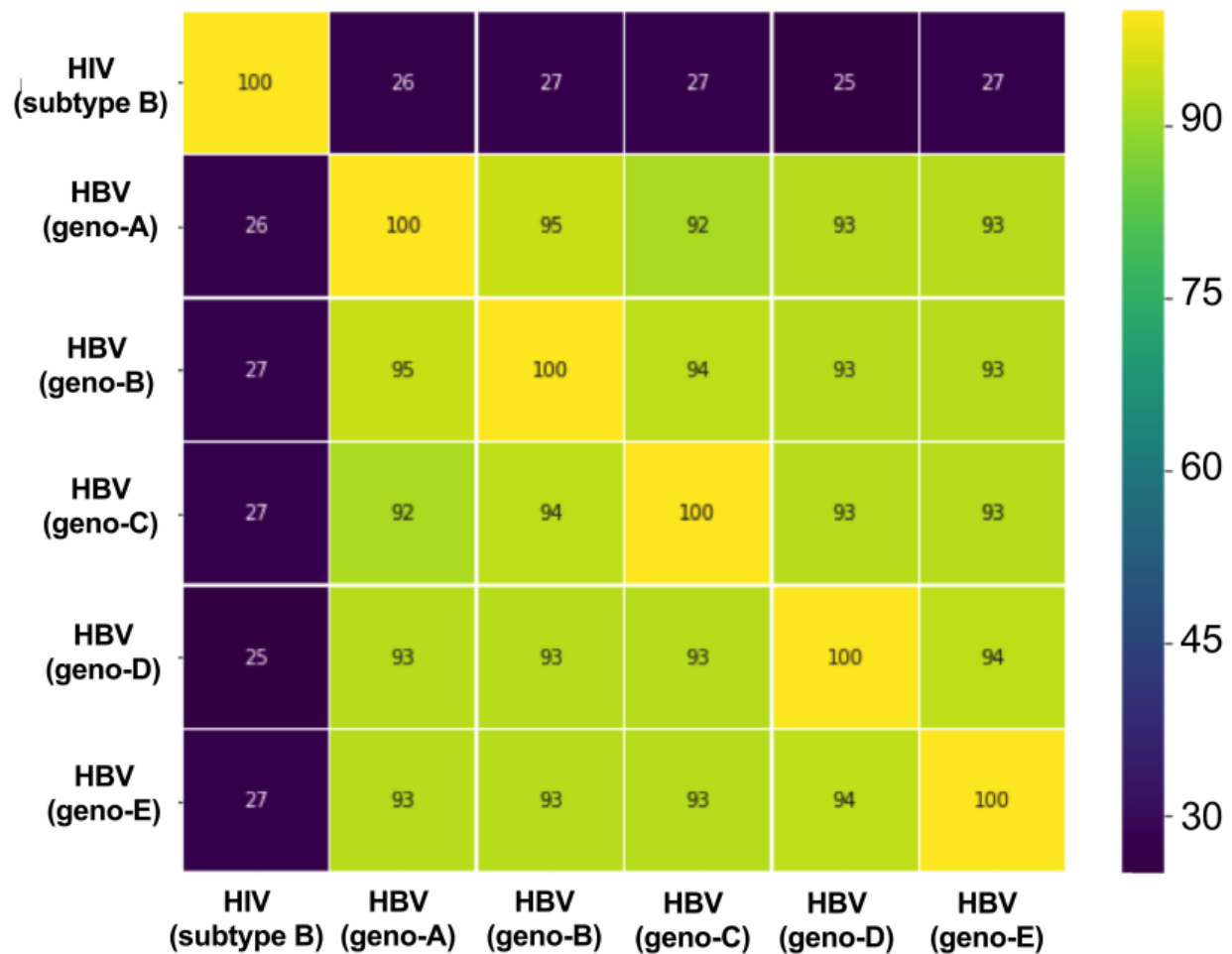
495

496

497

498

499 **Fig 2: Heatmap showing identity comparison matrix of reference sequence alignment**
 500 **of HBV RT and HIV RT.** Sequences downloaded from HIV sequence database
 501 (<https://www.hiv.lanl.gov/>) and Hepatitis B Virus Database (<https://hbvdb.ibcp.fr/HBVdb/>) and
 502 aligned using MAFFT version 7. HIV reference sequence is HIV HXB2 (K03455). HBV
 503 reference sequences are Geno A – FJ692557, Geno B - GU815637, Geno C – GQ377617,
 504 Geno D - KC875277, Geno E - GQ161817.
 505



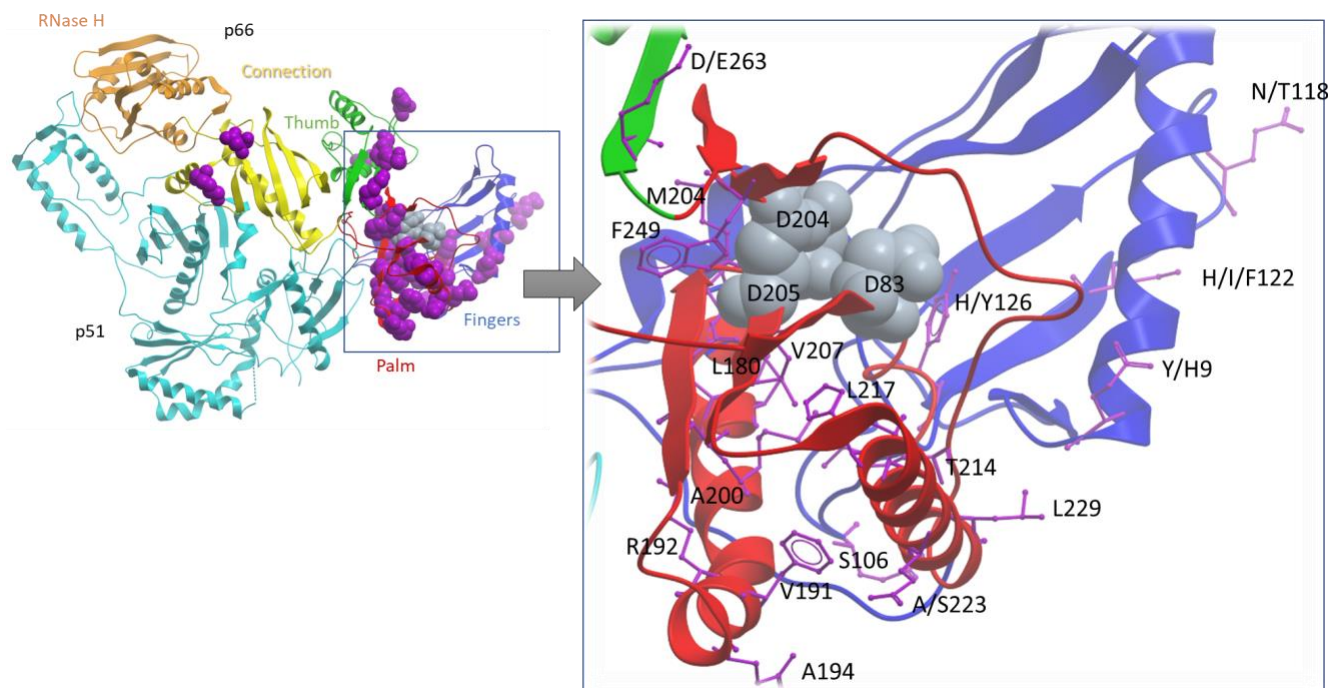
506
 507

508 **Fig 3: A section of the reference sequence alignment of HBV RT and HIV RT.** Sequences
 509 downloaded from HIV sequence database at <https://www.hiv.lanl.gov/> and Hepatitis B Virus
 510 Database at <https://hbvdb.ibcp.fr/HBVdb/>. Sequences were aligned using MAFFT version 7.
 511 HIV subtype B reference sequence is shown in light green (accession number K03455). HBV
 512 reference sequences are shown in yellow (Geno-A: FJ692557; Geno-B: GU815637; Geno-C:
 513 GQ377617; Geno-D: KC875277; Geno-E: GQ161817). Sites of TFV resistance are
 514 highlighted in red, based on the data assimilated in this study. HIV tenofovir RAMs were
 515 obtained from the online Stanford Database [https://hivdb.stanford.edu/dr-](https://hivdb.stanford.edu/dr-summary/resistance-notes/NRTI/)
 516 [summary/resistance-notes/NRTI/](https://hivdb.stanford.edu/dr-summary/resistance-notes/NRTI/). Sites marked * have the same amino acid in HIV and HBV
 517 RT after alignment, and those coloured blue also share TFV resistance mutations. This section
 518 is shown as it contains the only two homologous TFV RAMs that we have identified using this
 519 approach. Sequence alignments and RAMs throughout the whole RT protein is shown in
 520 Suppl Table 5.
 521

HBV SEQUENCE POSITION	201	202	203	204	205	206	207	208	209	210	211	212	213	214	215	216	217	218	219	220	221	222	223	224	225	226	227	228	229	230	231	232	233		
HBV_Geno_A1	F	S	Y	M	D	D	V	V	L	G	A	K	-	S	V	Q	H	L	E	S	L	Y	T	A	V	T	N	F	L	L	S	L	G	I	
HBV_Geno_B2	F	S	Y	M	D	D	V	V	L	G	A	K	-	S	V	Q	H	L	E	S	L	Y	A	A	V	T	N	F	L	L	S	L	G	I	
HBV_Geno_C2	F	S	Y	M	D	D	V	V	L	G	A	K	-	S	V	Q	H	L	E	S	L	F	T	S	I	T	N	F	L	L	S	L	G	I	
HBV_Geno_D1	F	S	Y	M	D	D	V	V	L	G	A	K	-	S	V	Q	H	L	E	S	L	F	T	A	V	T	N	F	L	L	S	L	G	I	
HBV_Geno_E	F	S	Y	M	D	D	V	V	L	G	A	K	-	S	V	Q	H	L	E	S	L	Y	T	S	V	T	N	F	L	L	S	L	G	I	
HBV TDF mutation hotspots				M204I/V			V207L										L217R				F221Y		S223A										L229V/W		
HIV SEQUENCE POSITION	181	182	183	184	185	186	187	188	189	190	191	192	193	194	195	196	197	198	199	200	201	202	203	204	205	206	207	208	209	210	211	212	213	214	
HIV_Subtype_B	Y	Q	Y	M	D	D	L	Y	V	G	S	D	L	E	I	G	Q	H	R	T	K	I	E	E	L	R	Q	H	L	L	R	W	G	L	
HIV TDF mutation hotspots				M184I/V																														L210W	
Sites with same AA when comparing HIV and HBV RT after alignment			*	*	*	*				*																		*	*				*		

522
 523
 524
 525

526 **Fig 4: Cartoon to show the sites of TFV drug resistance polymorphisms, using the**
527 **homologous crystal structure of HIV RT as a model.** The sequence alignment of HBV was
528 extended with HIV RT's p66 domain and then projected onto a high-resolution HIV RT
529 structure (pdb code 3dlk). Sub-domains of the HIV RT are coloured and annotated. Positions
530 associated with resistance are scattered primarily throughout the finger and palm subdomains
531 of the p66 domain (purple space-filled representations, left whole-molecule view, purple stick
532 representation on the zoomed in view on the right). The catalytic aspartate residues are
533 depicted in grey space-filled representations. Residues which are visible in the right-hand side
534 zoomed view are labelled (HBV numbering). Figure produced using the ICM platform
535 (http://www.molsoft.com/icm_browser.html).
536



537
538

539 SUPPLEMENTARY DATA

540 Supporting datafiles can be accessed on-line using the following link:

541 <https://figshare.com/s/7dcfa78cc5ed14094d6f>

542 On acceptance of the manuscript for publication, the following permanent DOI will be made
543 available: 10.6084/m9.figshare.8427746.

544

545 **Suppl Fig 1: Pharmacokinetics of tenofovir disoproxil fumarate (TDF), tenofovir**
546 **alafenamide TAF (TAF) and adefovir dipivoxil (ADV).** Orange rectangle represents the gut,
547 showing amount of drug absorbed in mg; yellow rectangle represents plasma, in which TDF
548 and ADV are converted to the active molecules, tenofovir and adefovir respectively. Green
549 rectangle represents hepatocytes where the active drug is incorporated into growing HBV
550 DNA to stop viral replication.

551

552 **Suppl Fig 2:** PRISMA flow diagram to illustrate the identification of studies for inclusion in a
553 systematic review of tenofovir resistance in HBV infection (provided in pdf format).

554

555 **Suppl Table 1: Metadata for 15 studies reporting TDF resistance in HBV infection**
556 identified from a systematic literature review.

557

558 **Suppl Table 2: Quality assessment for 15 studies reporting TDF resistance in HBV**
559 **infection.** Studies identified from a systematic literature review.

560

561 **Suppl Table 3: List of 37 tenofovir RAMs in HBV Reverse Transcriptase (RT) reported**
562 **in 15 studies identified through a systematic literature review** (provided in xls format).

563

564 **Suppl Table 4: List of TFV RAMs in HBV, showing consensus residue at each position**
565 **according to HBV genotype, and genotype-specific resistance where this has been**
566 **reported.** List of RAMs obtained from 12 studies included in the review. HBV reference
567 sequences used are the same as for Fig 1. Grey colour highlights the sites that differ from
568 majority consensus. Ticks represent RAMs situated in sites where there is a difference (at
569 consensus level) between genotype sequences. RAMs are listed with the wild-type amino acid
570 first, followed by the numbered position in RT sequence, and the amino acid substitution that
571 is associated with resistance. TFV = tenofovir, RAMs = resistance associated mutations, HBV
572 = hepatitis B virus.

573

574 **Suppl Table 5: Reference sequence alignment of HBV RT and HIV RT.** Sequences
575 downloaded from HIV sequence database online at <https://www.hiv.lanl.gov/> and Hepatitis B
576 Virus Database online at <https://hbvdb.ibcp.fr/HBVdb/>. Alignment undertaken using MAFFT
577 version 7. HIV subtype B reference sequence is shown in light green (accession number
578 K03455). HBV reference sequences (Geno-A: FJ692557; Geno-B: GU815637; Geno-C:
579 GQ377617; Geno-D: KC875277; Geno-: GQ161817 shown in light yellow. TFV RAMs are
580 highlighted in red. HIV TFV RAMs were obtained from Stanford Database
581 (<https://hivdb.stanford.edu/dr-summary/resistance-notes/NRTI/>). HBV TFV RAMs were
582 obtained from 12 studies included in the review. Sites with the same amino acid at
583 homologous sites are indicated with asterisks (*); among these sites, those that are also
584 shared TVF RAMs are shaded in light blue.

585

586 **Suppl Table 6: Mapping of RAMs to the HIV RT structure.** RAMs were mapped onto the
587 high-resolution structure of HIV RT to infer their possible functional consequences in terms
588 of structure.

589

590

591 **REFERENCES**

592

- 593 1. Beloukas A, Geretti AM. Hepatitis B Virus Drug Resistance. In: Antimicrobial Drug
594 Resistance. Cham: Springer International Publishing; 2017. p. 1227–42.
- 595 2. World Health Organisation. Guidelines for the prevention, care and treatment of
596 persons with chronic hepatitis B infection. 2015
- 597 3. Delaney WE, Ray AS, Yang H, Qi X, Xiong S, Zhu Y, et al. Intracellular metabolism
598 and in vitro activity of tenofovir against hepatitis B virus. *Antimicrob Agents*
599 *Chemother.* 2006;50(7):2471–7.
- 600 4. Warner N, Locarnini S. Mechanisms of hepatitis B virus resistance development.
601 *Intervirology.* 2014;57(3–4):218–24.
- 602 5. Lai C, Dienstag J, Schiff E, Leung NWY, Atkins M, Hunt C, et al. Prevalence and
603 Clinical Correlates of YMDD Variants during Lamivudine Therapy for Patients with
604 Chronic Hepatitis B. *Clin Infect Dis.* 2003;36(6):687–96.
- 605 6. Pol S, Lampertico P. First-line treatment of chronic hepatitis B with entecavir or
606 tenofovir in “real-life” settings: from clinical trials to clinical practice. *J Viral Hepat.*
607 2012;19(6):377–86.
- 608 7. Kim HN, Rodriguez C V, Van Rompaey S, Eron JJ, Thio CL, Crane HM, et al.
609 Factors associated with delayed hepatitis B viral suppression on tenofovir among
610 patients coinfecting with HBV-HIV in the CNICS cohort. *J Acquir Immune Defic Syndr.*
611 2014;66(1):96–101.
- 612 8. Byrne R, Carey I, Agarwal K. Tenofovir alafenamide in the treatment of chronic
613 hepatitis B virus infection: rationale and clinical trial evidence. *Therap Adv*
614 *Gastroenterol.* 2018;11:1756284818786108.
- 615 9. Childs-Kean LM, Egelund EF, Jourjy J. Tenofovir Alafenamide for the Treatment of
616 Chronic Hepatitis B Mono-infection. *Pharmacother J Hum Pharmacol Drug Ther.* 2018
617 Oct;38(10):1051–7.
- 618 10. Abdul Basit S, Dawood A, Ryan J, Gish R. Tenofovir alafenamide for the treatment of
619 chronic hepatitis B virus infection. *Expert Rev Clin Pharmacol.* 2017;10(7):707–16.
- 620 11. Lee Y Bin, Lee J-H. Is tenofovir monotherapy a sufficient defense line against multi-
621 drug resistant hepatitis B virus? Vol. 23, *Clinical and molecular hepatology.* Korea
622 (South); 2017. p. 219–21.
- 623 12. Geno2pheno hbv. <https://hbv.geno2pheno.org/index.php>
- 624 13. Zoulim F, Locarnini S. Hepatitis B Virus Resistance to Nucleos(t)ide Analogues.
625 *Gastroenterology.* 2009;137(5):1593-1608.e2.
- 626 14. Meng T, Shi X, Gong X, Deng H, Huang Y, Shan X, et al. Analysis of the prevalence
627 of drug-resistant hepatitis B virus in patients with antiviral therapy failure in a Chinese

- 628 tertiary referral liver centre (2010–2014). *J Glob Antimicrob Resist.* 2017;8:74–81.
- 629 15. Cho WH, Lee HJ, Bang KB, Kim SB, Song IH. Development of tenofovir disoproxil
630 fumarate resistance after complete viral suppression in a patient with treatment-naive
631 chronic hepatitis B: A case report and review of the literature. *World J Gastroenterol.*
632 2018 May;24(17):1919–24.
- 633 16. Park E-S, Lee AR, Kim DH, Lee J-H, Yoo J-J, Ahn SH, et al. Identification of a
634 quadruple mutation that confers tenofovir resistance in chronic hepatitis B patients. *J*
635 *Hepatol.* 2019;70(6):1093-1102.
- 636 17. Clark DN, Hu J. Hepatitis B Virus Reverse Transcriptase – Target of Current Antiviral
637 Therapy and Future Drug Development. *Antiviral Res.* 2015;123:132.
- 638 18. Tavis JE, Cheng X, Hu Y, Totten M, Cao F, Michailidis E, et al. The Hepatitis B Virus
639 Ribonuclease H Is Sensitive to Inhibitors of the Human Immunodeficiency Virus
640 Ribonuclease H and Integrase Enzymes. Siddiqui A, editor. *PLoS Pathog.*
641 2013;9(1):e1003125.
- 642 19. Das K, Xiong X, Yang H, Westland CE, Gibbs CS, Sarafianos SG, et al. Molecular
643 Modeling and Biochemical Characterization Reveal the Mechanism of Hepatitis B
644 Virus Polymerase Resistance to Lamivudine (3TC) and Emtricitabine (FTC). *J Virol.*
645 2001;75(10):4771–9.
- 646 20. Ghany M, Liang TJ. Drug Targets and Molecular Mechanisms of Drug Resistance in
647 Chronic Hepatitis B. 2007;132(4):1574-85.
- 648 21. Daga PR, Duan J, Doerksen RJ. Computational model of hepatitis B virus DNA
649 polymerase: molecular dynamics and docking to understand resistant mutations.
650 *Protein Sci.* 2010;19(4):796–807.
- 651 22. World Health Organisation. Clinical guidelines: antiretroviral therapy: 4.1 Preparing
652 people living with HIV for ART
- 653 23. Cooke GS, Andrieux-Meyer I, Applegate TL, Atun R, Burry JR, Cheinquer H, et al.
654 Accelerating the elimination of viral hepatitis: a Lancet Gastroenterology &
655 Hepatology Commission. *Lancet Gastroenterol Hepatol.* 2019 ;4(2):135–84.
- 656 24. World Health Organisation. Combating hepatitis B and C to reach elimination by
657 2030 may 2016 advocacy brief.
- 658 25. Critical Appraisal Tools - JBI: [http://joannabriggs.org/research/critical-appraisal-](http://joannabriggs.org/research/critical-appraisal-tools.html)
659 [tools.html](http://joannabriggs.org/research/critical-appraisal-tools.html)
- 660 26. Non-randomised EIG, Longitudinal OC. Appendix B The adapted Quality
661 Assessment Tool for Quantitative Studies (QATQS) Section A -Selection Bias (
662 paper level) Section B – Study Design (paper level) Section C – confounding
663 Section D – Blinding This section is incorporated in section B stu. :4–6.
- 664 27. HIV Databases. <https://www.hiv.lanl.gov/content/index>

- 665 28. Hepatitis B Virus Database. <https://hbvdb.ibcp.fr/HBVdb/>
- 666 29. Katoh K, Rozewicki J, Yamada KD. MAFFT online service: multiple sequence
667 alignment, interactive sequence choice and visualization. *Brief Bioinform.* 2017
- 668 30. HIV Drug Resistance Database. Available from: [https://hivdb.stanford.edu/dr-](https://hivdb.stanford.edu/dr-summary/resistance-notes/NRTI/)
669 [summary/resistance-notes/NRTI/](https://hivdb.stanford.edu/dr-summary/resistance-notes/NRTI/)
- 670 31. Sarafianos SG, Marchand B, Das K, Himmel DM, Parniak MA, Hughes SH, et al.
671 Structure and Function of HIV-1 Reverse Transcriptase: Molecular Mechanisms of
672 Polymerization and Inhibition. *J Mol Biol.* 2009;385(3):693–713.
- 673 32. Lee HW, Chang HY, Yang SY, Kim HJ. Viral evolutionary changes during tenofovir
674 treatment in a chronic hepatitis B patient with sequential nucleos(t)ide therapy. *J Clin*
675 *Viol.* 2014 Jul;60(3):313–6.
- 676 33. Shirvani-Dastgerdi E, Winer BY, Celià-Terrassa T, Kang Y, Tabernero D, Yagmur E,
677 et al. Selection of the highly replicative and partially multidrug resistant rtS78T HBV
678 polymerase mutation during TDF-ETV combination therapy. *J Hepatol.* 2017
679 Aug;67(2):246–54.
- 680 34. Lu J-C, Liu L-G, Lin L, Zheng S-Q, Xue Y. Incident hepatocellular carcinoma
681 developing during tenofovir alafenamide treatment as a rescue therapy for multi-drug
682 resistant hepatitis B virus infection: A case report and review of the literature. *World J*
683 *Clin cases.* 2018 Nov;6(13):671–4.
- 684 35. Schirmer P, Winters M, Holodniy M. HIV-HBV vaccine escape mutant infection with
685 loss of HBV surface antibody and persistent HBV viremia on tenofovir/emtricitabine
686 without antiviral resistance. *J Clin Virol.* 2011 Nov;52(3):261–4.
- 687 36. Mikulska M, Taramasso L, Giacobbe DR, Caligiuri P, Bruzzone B, Di Biagio A, et al.
688 Case report: management and HBV sequencing in a patient co-infected with HBV
689 and HIV failing tenofovir. *J Med Virol.* 2012 Sep;84(9):1340–3.
- 690 37. Liu Y, Miller MD, Kitrinis KM. HBV clinical isolates expressing adefovir resistance
691 mutations show similar tenofovir susceptibilities across genotypes B, C and D. *Liver*
692 *Int.* 2014 Aug;34(7):1025–32.
- 693 38. Amini-Bavil-Olyaei S, Herbers U, Sheldon J, Luedde T, Trautwein C, Tacke F. The
694 rtA194T polymerase mutation impacts viral replication and susceptibility to tenofovir
695 in hepatitis B e antigen-positive and hepatitis B e antigen-negative hepatitis B virus
696 strains. *Hepatology.* 2009 Apr;49(4):1158–65.
- 697 39. Qin B, Budeus B, Cao L, Wu C, Wang Y, Zhang X, et al. The amino acid
698 substitutions rtP177G and rtF249A in the reverse transcriptase domain of hepatitis B
699 virus polymerase reduce the susceptibility to tenofovir. *Antiviral Res.* 2013
700 Feb;97(2):93–100.
- 701 40. van Bommel F, Trojan J, Deterding K, Wedemeyer H, Wasmuth HE, Huppe D, et al.

- 702 Evolution of adefovir-resistant HBV polymerase gene variants after switching to
703 tenofovir disoproxil fumarate monotherapy. *Antivir Ther.* 2012;17(6):1049–58.
- 704 41. Lada O, Gervais A, Branger M, Peytavin G, Roquebert B, Collin G, et al.
705 Quasispecies analysis and in vitro susceptibility of HBV strains isolated from HIV-
706 HBV-coinfected patients with delayed response to tenofovir. *Antivir Ther.*
707 2012;17(1):61–70.
- 708 42. Sheldon J, Camino N, Rodés B, Bartholomeusz A, Kuiper M, Tacke F, et al. *Antiviral*
709 *Therapy* 10:727-734 Selection of hepatitis B virus polymerase mutations in HIV-
710 coinfected patients treated with tenofovir. *Antiviral Therapy.* 2005; 10:727–734 .
- 711 43. Audsley J, Bent SJ, Littlejohn M, Avihingsanon A, Matthews G, Bowden S, et al.
712 Effects of long-term tenofovir-based combination antiretroviral therapy in HIV-
713 hepatitis B virus coinfection on persistent hepatitis B virus viremia and the role of
714 hepatitis B virus quasispecies diversity. *AIDS.* 2016;30(10):1597–606.
- 715 44. Liu Y, Miller MD, Kitrinos KM. Tenofovir alafenamide demonstrates broad cross-
716 genotype activity against wild-type HBV clinical isolates and maintains susceptibility
717 to drug-resistant HBV isolates in vitro. *Antiviral Res.* 2017 Mar;139:25–31.
- 718 45. Karatayli E, Karatayli SC, Cinar K, Gokahmetoglu S, Güven K, Idilman R, et al.
719 Molecular characterization of a novel entecavir mutation pattern isolated from a multi-
720 drug refractory patient with chronic hepatitis B infection. *J Clin Virol.* 2012;53(2):130–
721 4.
- 722 46. Kim HJ, Cho YK, Jeon WK, Kim BI. Clinical characteristics of patients with chronic
723 hepatitis B who developed genotypic resistance to entecavir: Real-life experience.
724 *Clin Mol Hepatol.* 2017;23(4):323–30.
- 725 47. Mokaya J, McNaughton AL, Hadley MJ, Beloukas A, Geretti A-M, Goedhals D, et al.
726 A systematic review of hepatitis B virus (HBV) drug and vaccine escape mutations in
727 Africa: A call for urgent action. *PLoS Negl Trop Dis.* 2018;12(8):e0006629.
- 728 48. Gürtler LG. Effect of Antiretroviral HIV Therapy on Hepatitis B Virus Replication and
729 Pathogenicity. *Intervirology.* 2014;57(3–4):212–7.
- 730 49. Margot N, Cox S, Das M, McCallister S, Miller MD, Callebaut C. Rare emergence of
731 drug resistance in HIV-1 treatment-naïve patients receiving
732 elvitegravir/cobicistat/emtricitabine/tenofovir alafenamide for 144 weeks. *J Clin Virol.*
733 2018;103:37–42.
- 734 50. Neumann-Fraune M, Beggel B, Kaiser R, Obermeier M. Hepatitis B Virus Drug
735 Resistance Tools: One Sequence, Two Predictions. *Intervirology.* 2014;57(3–4):232–
736 6.
- 737 51. Yatsuji H, Noguchi C, Hiraga N, Mori N, Tsuge M, Imamura M, et al. Emergence of a
738 novel lamivudine-resistant hepatitis B virus variant with a substitution outside the

- 739 YMDD motif. *Antimicrob Agents Chemother.* 2006;50(11):3867–74.
- 740 52. Shaw T, Bartholomeusz A, Locarnini S. HBV drug resistance: Mechanisms, detection
741 and interpretation. *AIDS.*2016; 30(10)1597-1606.
- 742 53. Hermans LE, Svicher V, Pas SD, Salpini R, Alvarez M, Ben Ari Z, et al. Combined
743 analysis of the prevalence of drug-resistant Hepatitis B virus in antiviral therapy-
744 experienced patients in Europe (CAPRE). *J Infect Dis.* 2016;213(1):39–48.
- 745 54. Daga PR, Duan J, Doerksen RJ. Computational model of hepatitis B virus DNA
746 polymerase: molecular dynamics and docking to understand resistant mutations.
747 *Protein Sci.* 2010;19(4):796–807.
- 748 55. Nidhi G, Milky G, H. WC, Y. WG. The Molecular and Structural Basis of HBV-
749 resistance to Nucleos(t)ide Analogs. *J Clin Transl Hepatol.* 2014;2(3):202–11.
- 750 56. Lim Y-S. Management of Antiviral Resistance in Chronic Hepatitis B. *Gut Liver.*
751 2017;11(2):189–95.
- 752 57. Schildgen O, Schewe CK, Vogel M, Däumer M, Kaiser R, Weitner L, et al.
753 Successful therapy of hepatitis B with tenofovir in HIV-infected patients failing
754 previous adefovir and lamivudine treatment. *AIDS.* 2004;18(17):2325–7.
- 755 58. Hemert FJ van, Berkhout B, Zaaijer HL. Differential Binding of Tenofovir and Adefovir
756 to Reverse Transcriptase of Hepatitis B Virus. *PLoS One.* 2014;9(9).
- 757 59. Yim HJ, Hussain M, Liu Y, Wong SN, Fung SK, Lok ASF. Evolution of multi-drug
758 resistant hepatitis B virus during sequential therapy. *Hepatology.* 2006;44(3):703–12.
- 759 60. Ahn SH, Kim DH, Lee AR, Kim BK, Park YK, Park E-S, et al. Substitution at rt269 in
760 Hepatitis B Virus Polymerase Is a Compensatory Mutation Associated with Multi-
761 Drug Resistance. *PLoS One.* 2015;10(8):e0136728.
- 762 61. Kozielowicz D, Halota W, Wietlicka-Piszcz M. Tenofovir rescue therapy in chronic
763 hepatitis B patients who failed previous nucleoside analogue treatment. *Hepatol Int.*
764 2016;10(2):302–9.
- 765 62. Marcellin P, Heathcote EJ, Buti M, Gane E, de Man RA, Krastev Z, et al. Tenofovir
766 Disoproxil Fumarate versus Adefovir Dipivoxil for Chronic Hepatitis B. *N Engl J Med.*
767 2008;359(23):2442–55.
- 768 63. Arendt E, Jaroszewicz J, Rockstroh J, Meyer-Olson D, Zacher BJ, Mederacke I, et al.
769 Improved Immune Status Corresponds with Long-Term Decline of Quantitative
770 Serum Hepatitis B Surface Antigen in HBV/HIV Co-infected Patients. *Viral Immunol.*
771 2012;25(6):442–7.
- 772 64. Hu J, Liu K. Complete and Incomplete Hepatitis B Virus Particles: Formation,
773 Function, and Application. *Viruses.* 2017;9(3).
- 774 65. Boyd A, Gozlan J, Maylin S, Delaugerre C, Peytavin G, Girard P-M, et al. Persistent
775 viremia in human immunodeficiency virus/hepatitis B coinfecting patients undergoing

- 776 long-term tenofovir: Virological and clinical implications. *Hepatology*.
777 2014;60(2):497–507.
- 778 66. Xu K, Liu L-M, Farazi PA, Wang H, Rochling FA, Watanabe-Galloway S, et al.
779 Adherence and perceived barriers to oral antiviral therapy for chronic hepatitis B.
780 *Glob Health Action*. 2018;11(1).
- 781 67. Giang L, Selinger CP, Lee AU. Evaluation of adherence to oral antiviral hepatitis B
782 treatment using structured questionnaires. *World J Hepatol*. 2012;4(2):43.
- 783 68. Polis S, Zablotska-Manos I, Zekry A, Maher L. Adherence to Hepatitis B Antiviral
784 Therapy. *Gastroenterol Nurs*. 2017;40(3):239–46.
- 785 69. Maponga TG, McNaughton AL, Schalkwyk M Van, Hugo S, Nwankwo C, Taljaard J,
786 et al. Treatment advantage in HBV/HIV coinfection compared to HBV mono-infection
787 in a South African cohort. *medRxiv*. 2019;19007963.
- 788 70. Louissaint NA, Cao Y-J, Skipper PL, Liberman RG, Tannenbaum SR, Nimmagadda
789 S, et al. Single Dose Pharmacokinetics of Oral Tenofovir in Plasma, Peripheral Blood
790 Mononuclear Cells, Colonic Tissue, and Vaginal Tissue. *AIDS Res Hum*
791 *Retroviruses*. 2013;29(11):1443–50.
- 792 71. Nettles RE, Kieffer TL, Parsons T, Johnson J, Cofrancesco J, Gallant JE, et al.
793 Marked Intraindividual Variability in Antiretroviral Concentrations May Limit the Utility
794 of Therapeutic Drug Monitoring. *Clin Infect Dis*. 2006;42(8):1189–96.
- 795 72. Castillo-Mancilla JR, Zheng J-H, Rower JE, Meditz A, Gardner EM, Predhomme J, et
796 al. Tenofovir, emtricitabine, and tenofovir diphosphate in dried blood spots for
797 determining recent and cumulative drug exposure. *AIDS Res Hum Retroviruses*.
798 2013 Feb;29(2):384–90.
- 799 73. Anderson PL, Glidden D V., Liu A, Buchbinder S, Lama JR, Guanira J V., et al.
800 Emtricitabine-Tenofovir Concentrations and Pre-Exposure Prophylaxis Efficacy in
801 Men Who Have Sex with Men. *Sci Transl Med*. 2012;4(151):151ra125-151ra125.
- 802 74. Baxi SM, Liu A, Bacchetti P, Mutua G, Sanders EJ, Kibengo FM, et al. Comparing
803 the novel method of assessing PrEP adherence/exposure using hair samples to
804 other pharmacologic and traditional measures. *J Acquir Immune Defic Syndr*.
805 2015;68(1):13–20.
- 806 75. Gandhi M, Devi S, Bacchetti P, Chandy S, Heylen E, Phung N, et al. Measuring
807 Adherence to Antiretroviral Therapy via Hair Concentrations in India. *JAIDS J Acquir*
808 *Immune Defic Syndr*. 2019;81(2):202–6.
- 809 76. Hassall D, Brealey N, Wright W, Hughes S, West A, Ravindranath R, et al. Hair
810 analysis to monitor adherence to prescribed chronic inhaler drug therapy in patients
811 with asthma or COPD. *Pulm Pharmacol Ther*. 2018;51:59–64.
- 812 77. Maponga TG, Nwankwo C, Matthews PC. Sustainable Development Goals for HBV

- 813 elimination in South Africa : challenges , progress , and the road ahead. South
814 African Gastroenterol Rev. 2019;(1).
- 815 78. Price H, Dunn D, Pillay D, Bani-Sadr F, de Vries-Sluijs T, Jain MK, et al. Suppression
816 of HBV by tenofovir in HBV/HIV coinfectd patients: a systematic review and meta-
817 analysis. PLoS One. 2013;8(7):e68152.
- 818 79. World Health Organisation. Dolutegravir (DTG) and the fixed dose combination
819 (FDC) of tenofovir/lamivudine/dolutegravir (TLD). 2018
- 820 80. O'Hara GA, McNaughton AL, Maponga T, Jooste P, Ocama P, Chilengi R, et al.
821 Hepatitis B virus infection as a neglected tropical disease. PLoS Negl Trop Dis. 2017
822 Oct 5;11(10):e0005842.
- 823 81. McNaughton AL, Roberts HE, Bonsall D, de Cesare M, Mokaya J, Lumley SF, et al.
824 Illumina and Nanopore methods for whole genome sequencing of hepatitis B virus
825 (HBV). Sci Rep. 2019;9(1):7081.
- 826
827