

Science map of Cochrane systematic reviews receiving the most altmetric attention: network visualization and machine learning perspective

Jafar Kolahi ¹, Saber Khazaei ², Elham Bidram ³, Roya Kelishadi ⁴

¹ Independent Research Scientist, Founder and associate editor of *Dental Hypotheses*, Isfahan, Iran

² Department of Endodontics and Dental Research Center, School of Dentistry, Isfahan University of Medical Sciences, Isfahan, Iran

³ School of Advanced Technologies in Medicine, Isfahan University of Medical Sciences, Isfahan, Iran

⁴ Department of Pediatrics, School of Medicine, Isfahan University of Medical Sciences, Isfahan, Iran

Correspondence Address:

Jafar Kolahi

No. 24, Ave. 15, Pardis, Shahin Shahr, Isfahan 83179-18981

Iran

Kolahi_jafar@yahoo.com

Abstract

Introduction: We aim to visualize and analyze the science map of Cochrane systematic reviews with the high altmetric attention scores. **Methods:** On 10 May 2019, altmetric data of Cochrane Database of Systematic Reviews obtained from Altmetric database (Altmetric LLP, London, UK). Bibliometric data of top 5% Cochrane systematic reviews further extracted from Web of Science. keyword co-occurrence, co-authorship and co-citation network visualization were then employed using VOSviewer software. Decision tree and random forest model were used to analyze citations pattern. **Results:** 12016 Cochrane systematic reviews with Altmetric attention are found (total mentions=259,968). Twitter was the most popular altmetric resource among these articles. Consequently, the top 5% (607 articles, mean altmetric score= 171.2, Confidence Level (CL) 95%= 14.4, mean citations= 42.1, CL 95%= 1.3) with the highest Altmetric score are included in the study. Keyword co-occurrence network visualization showed female, adult and child as the most accurate keywords respectively. At author level, Helen V Worthington had the greatest impact on the network. At organization and country levels, University of Oxford and U.K had the greatest impact on the network in turn. Co-citation network analysis showed that Lancet and Cochrane database of systematic reviews had the most influence on the network. However, altmetric score do not correlate with citations ($r=0.15$) (Figure 7), it does correlate with policy document mentions ($r=0.61$). Results of decision tree and random forest model (a machine learning algorithm) confirmed importance of policy document mentions. **Discussion:** Despite popularity of Cochrane systematic reviews in Twittersphere, disappointingly, they rarely shared and discussed in newly emerging academic tools (e.g. F1000 prime, Publons and PubPeer). Overall, Wikipedia mentions were low among Cochrane systematic reviews, considering the established partnership between Wikipedia and Cochrane collaboration. Newly emerging and groundbreaking concepts, e.g. genomic medicine, nanotechnology, artificial intelligence not that admired among hot topics.

Keywords: Cochrane systematic review, Altmetrics, Science map, Twitter, Facebook, Social media, Citation, Policy document, Network visualization, Decision tree, Random forest, Machine learning.

Introduction:

Cochrane is a British charity founded in 1993 by Iain Chalmers twisting independent health care research into data globally. This organization specifically created to manage findings in medical research to facilitate evidence-based choices in health interventions faced by health professionals, patients, health policy makers and even people interested in health to make the informed decisions for improved health. Cochrane includes 53 review groups from 130 countries.¹

Altmetrics is a newly emerging academic tool measuring online attention surrounding scientific research outputs.^{2,3,4} It acts as a compliment, not replacement for traditional citation-based metrics.⁵ Altmetric data resources are including Twitter, Facebook (mentions on public pages only), Google+, Wikipedia, news stories, scientific blogs, policy documents, patents, post-publication peer reviews (Faculty of 1,000 Prime, PubPeer), Weibo, Reddit, Pinterest, YouTube, online reference managers (Mendeley and CiteULike) and sites running Stack Exchange (Q&A).⁶ In comparison with traditional citation-based metrics, altmetric data resources are very fast. Bibliometric analysis showed that only 50% of articles are cited either in the first three years after publication.⁷ In contrast, several altmetric data resources are updated on a real-time feed (e.g. Twitter and Wikipedia) or daily-basis (e.g. Facebook).

Research funders and charities, such as the Wellcome Trust and John Templeton Foundation are paying attention to altmetric analysis.⁸ A study on the influence of the alcohol industry on alcohol policy would be a good example.⁹ This study supported by the Wellcome Trust, which invests approximately £600 million (US\$ 936 million) yearly. Three months following this publication in PLOS medicine, it remained without citation. Yet, altmetrics allowed the Wellcome Trust to understand that this article had been tweeted by key influencers, including members of the European Parliament, international nongovernmental organizations, and a sector manager for Health, Nutrition, and Population at the World Bank to reveal its global impact on the policy sphere.⁸

In the context of growing petition among research community to publicize research findings on the cyberspace, new terms appeared in scientific literature, e.g. Twitter science stars¹⁰ and Kardashian index (a statistics measuring over/under activity of scientists in Twittersphere).¹¹ Altmetric research however, is a growing field in medical science.^{12,13,14,15,16,17,18,19} Here we aimed to visualize and analyze the knowledge structure of Cochrane systematic reviews with the high altmetric attention scores to discover hot topics and influential researchers and institutions.

Methods:

On 10 May 2019, altmetric data of Cochrane Database of Systematic Reviews obtained from Altmetric database (Altmetric LLP, London, UK). Bibliometric data of top 5% Cochrane systematic reviews further extracted from Web of Science. keyword co-occurrence, co-authorship and co-citation network analysis were then employed using VOSviewer software (<http://www.vosviewer.com/>, Centre for Science and Technology Studies, Leiden University).

The Pearson coefficient was also used for the correlation analysis. In this step, citation counts (according to Dimensions database) and number of Mendeley readers were involved along with altmetric data. Decision tree and random forest (using conditional Inference Trees) model (a machine learning algorithm) were used to analyze influential factors on citations pattern. Generalized linear model was employed to find predictive models. Rattle (graphical user interface for data science in R) was used for data analysis.²⁰

Results:

12016 Cochrane systematic reviews with Altmetric attention are found (total mentions=259,968). Twitter was the most popular altmetric resource among these articles (Figure 1). Tweets were mainly from U.K (18.8%), Spine (9.8%) and U.S (7.8%).

Consequently, the top 5% (607 articles, mean altmetric score= 171.2, Confidence Level (CL) 95%= 14.4, mean citations= 42.1, CL 95%= 1.3) with the highest Altmetric score are included in the study. Bibliometric data of the found 552 articles in the Web of Science further analyzed.

“Vitamin C for preventing and treating the common cold” for instance is the Cochrane systematic review with the highest Altmetric score. This article is in the top 5% of all research outputs scored by altmetrics (Altmetric score: 587). It was discussed in 54 mainstream news outlets, 3 scientific blogs, 174 tweets (with an upper bound of 5,126,827 followers, in which 89% were made by members of the public), 91 Facebook pages, 4 Google+ pages, 1 Wikipedia article, 1 research highlight platform, 1 video up-loader, used by 754 Mendeley readers and 2 CiteULike users (www.altmetric.com/details/1229303) (Table 1).

@CochraneUK (4,087 total mentions from this Twitter user) was the most active altmetric resource followed by Cochrane zdravlje (1,702 total mentions from this Facebook wall) and @silvervalleydoc (1,662 total mentions from this Twitter user).

Keyword co-occurrence network analysis showed female, adult and child as the most accurate keywords respectively (Figure 2). At author level, Helen V Worthington (Co-ordinating Editor of the international Cochrane Oral Health Group) had the greatest impact on the network, as well as Lee Hooper (Research Synthesis, Nutrition & Hydration at Norwich Medical School) with a central connection role in the network (Figure 3). At organization and country level, University of Oxford and U.K had the greatest impact on the network in turn (Figure 4 and 5). Co-citation network analysis showed that Lancet and Cochrane database of systematic reviews had the most influence on the network (Figure 6).

However, altmetric score do not correlate with citations ($r=0.15$) (Figure 7 and 8), it does correlates with policy document mentions ($r=0.61$) (Figure 7). Results of decision tree and random forest model confirmed importance of policy document mentions (Figure 9 and 10). Considering variables presented in Figure 7, generalized linear regression model can be used as a predictive model for future Twitter mentions (Pseudo R-Squared=0.916) (Figure 11, Appendix 1).

Discussion:

Number of social media users will increase to 3.09 billion by 2021.²¹ A large-scale survey showed Twitter plays a key role in the discovery of academic information.²² Nowadays, well-known academic healthcare providers used social media to communicate with patients and disseminate trusted medical information;²³ @MayoClinic with 1.92 million followers and 47600 tweets for instance.²⁴

It is widely believed that Cochrane systematic reviews are one of the most important resources in evidence-based clinical decision making. In this study we intended to analyze social impact of these reliable medical evidences using altmetrics.⁸

Overall, analysis of top 5% Cochrane systematic reviews showed high level of Altmetric score (mean = 171.2). Twitter was the most popular resources, in which tweets were generally from the U.K. Although Facebook was more popular (2375 million active users) than Twitter (330 million active users) considering the whole community.²⁵

Popular Cochrane systematic reviews received the acceptable citation rate (mean = 42.1), while there was no considerable correlation between citations and Altmetric score ($r=0.15$). Likewise, there was no significant correlation reported for original research articles published in high-impact general medicine journals,²⁶ Cardiovascular field,²⁷ dentistry²⁸ Radiology¹⁶ and Iranian medical journals.²⁹ In contrast, in a large-scale survey, the significant correlation was reported between six altmetric resources (tweets, Facebook wall posts, research highlights, blog mentions, mainstream media mentions and forum posts) and citation counts.³⁰ Among six PLOS specialized journals, significant positive correlation reported between the normalized altmetric scores and normalized citations.³¹ In the field of general and internal medicine, the number of Twitter followers is significantly associated with citations and impact factor.³²

Despite popularity of Cochrane systematic reviews in Twittersphere, disappointingly, they rarely shared and discussed in newly emerging academic tools (e.g. F1000 prime, Publons and PubPeer).

Although English medical Wikipedia articles received more than 2.4 billion official visits in 2017,³³ Wikipedia mentions among Cochrane systematic reviews was low, considering the established partnership between Wikipedia and Cochrane collaboration³⁴.

Keyword co-occurrence network analysis showed the newly emerging and groundbreaking concepts, e.g. genomic medicine, nanotechnology and artificial intelligence in which not that admired among hot topics.

Helen V Worthington (Co-ordinating Editor of the international Cochrane Oral Health Group) had the greatest impact on the network based on co-authorship network analysis. Results of PubMed query ***Worthington, Hv [Full Author Name] OR Worthington HV [Author]*** showed 142 Cochrane systematic reviews, in which Nine of these articles withdrawn. Other influential author, Lee Hooper (Research Synthesis, Nutrition & Hydration at Norwich Medical School), had three withdrawn articles among 26 Cochrane systematic reviews. Further examination with the PubMed query ***"The Cochrane database of systematic reviews"[Journal] AND WITHDRAWN [Title]*** revealed 467 withdrawn Cochrane systematic reviews. Pros and cons of this event are unclear for authors.

A recent survey showed that journals with their own Twitter account get 34 percent more citations and 46 percent more tweets than journals without a Twitter account.³⁵ Of more interest, Cochrane organization and related groups are well active in Twittersphere, such as @cochranecollab (83.9K followers and 11.9K Tweets), @CochraneUK (46.6K followers and 31.1K Tweets), @CochraneLibrary (58.8K followers and 5.9K Tweets), @CochraneCanada (5K followers and 5.2K Tweets). With respect to the limited number of Cochrane systematic reviews (total 14345 and 670 in 2018), If these several accounts, tweet the same contents regarding outcomes of reviews? Among 12016 Cochrane systematic reviews included in this study, total citation number was 506100. With respect to the number of tweets (~54100) to number of citations (506100) ratio, it could be estimated that Cochrane is not a Kardashian organization (over active in Twittersphere).¹¹

Another interesting finding in this study was the correlation between citations and policy mentions (Figure 7). To our best knowledge, there was no similar report on this subject in the literature and needs further investigations. It is well-known that "correlation does not imply causation". Hence, we do more analysis using random forest (a machine learning algorithm) and conditional decision tree to find influential factors on citations pattern. Results confirmed importance of policy mentions. Of more interest, scientific blog and Mendeley mentions were more influential factors than Twitter and Facebook mentions on citations pattern (Figure 9 and 10).

Acknowledgment

We would like to thank Altmetric LLP (London, U.K), particularly Mrs. Stacy Konkiel for her valued support and permitting us complete access to Altmetric data.

Conflict of interest

This study was not financially supported by any institution or commercial sources and the authors declare that they have no competing interest.

References

1. Morley, R. F., Norman, G., Golder, S. & Griffith, P. A systematic scoping review of the evidence for consumer involvement in organisations undertaking systematic reviews: focus on Cochrane. *Res. Involv. Engagem.* **2**, 36 (2016).
2. Konkiel, S. What can altmetrics tell us about interest in dental clinical trials? *Dent. Hypotheses* **8**, 31 (2017).
3. Baheti, A. D. & Bhargava, P. Altmetrics: A Measure of Social Attention toward Scientific Research. *Curr. Probl. Diagn. Radiol.* **46**, 391–392 (2017).
4. Kolahi, J. Altmetrics: A new emerging issue for dental research scientists. *Dent. Hypotheses* **6**, 1–2 (2015).
5. Butler, J. S. *et al.* The Evolution of Current Research Impact Metrics. *Clin. Spine Surg.* **30**, 226–228 (2017).
6. Patthi, B. *et al.* Altmetrics - A Collated Adjunct Beyond Citations for Scholarly Impact: A Systematic Review. *J. Clin. Diagn. Res.* **11**, ZE16–ZE20 (2017).
7. Wang, J. Citation time window choice for research impact evaluation. *Scientometrics* **94**, 851–872 (2013).
8. Dinsmore, A., Allen, L. & Dolby, K. Alternative perspectives on impact: the potential of ALMs and altmetrics to inform funders about research impact. *PLoS Biol.* **12**, e1002003 (2014).
9. McCambridge, J., Hawkins, B. & Holden, C. Industry Use of Evidence to Influence Alcohol Policy: A Case Study of Submissions to the 2008 Scottish Government Consultation. *PLoS Med.* **10**, e1001431 (2013).
10. You, J. Scientific community. Who are the science stars of Twitter? *Science* **345**, 1440–1 (2014).

11. Hall, N. The Kardashian index: a measure of discrepant social media profile for scientists. *Genome Biol.* **15**, 424 (2014).
12. Kolahi, J. & Khazaei, S. Altmetric: Top 50 dental articles in 2014. *BDJ* **220**, 569–574 (2016).
13. Kolahi, J., Iranmanesh, P. & Khazaei, S. Altmetric analysis of 2015 dental literature: a cross sectional survey. *BDJ* **222**, 695–699 (2017).
14. Kolahi, J. & Khazaei, S. Altmetric analysis of contemporary dental literature. *BDJ* **225**, 68–72 (2018).
15. Kolahi, J., Khazaei, S., Iranmanesh, P. & Soltani, P. Analysis of highly tweeted dental journals and articles: a science mapping approach. *Br. Dent. J.* **226**, 673–678 (2019).
16. Rosenkrantz, A. B., Ayoola, A., Singh, K. & Duszak, R. Alternative Metrics (“Altmetrics”) for Assessing Article Impact in Popular General Radiology Journals. *Acad. Radiol.* **24**, 891–897 (2017).
17. Wang, J., Alotaibi, N. M., Ibrahim, G. M., Kulkarni, A. V. & Lozano, A. M. The Spectrum of Altmetrics in Neurosurgery: The Top 100 “Trending” Articles in Neurosurgical Journals. *World Neurosurg.* **103**, 883-895.e1 (2017).
18. Barbic, D., Tubman, M., Lam, H. & Barbic, S. An Analysis of Altmetrics in Emergency Medicine. *Acad. Emerg. Med.* **23**, 251–268 (2016).
19. Azer, S. A. & Azer, S. Top-cited articles in medical professionalism: a bibliometric analysis versus altmetric scores. *BMJ Open* **9**, e029433 (2019).
20. Williams, G. J. *Data mining with Rattle and R : the art of excavating data for knowledge discovery*. (Springer, 2011).
21. Number of social media users worldwide 2010-2021 | Statista. Available at: <https://www.statista.com/statistics/278414/number-of-worldwide-social-network-users/>. (Accessed: 27th December 2018)
22. Mohammadi, E., Thelwall, M., Kwasny, M. & Holmes, K. L. Academic information on

- Twitter: A user survey. *PLoS One* **13**, e0197265 (2018).
23. Pershad, Y., Hangge, P. T., Albadawi, H. & Oklu, R. Social Medicine: Twitter in Healthcare. *J. Clin. Med.* **7**, (2018).
 24. Widmer, R. J., Engler, N. B., Geske, J. B., Klarich, K. W. & Timimi, F. K. An Academic Healthcare Twitter Account: The Mayo Clinic Experience. *Cyberpsychology, Behav. Soc. Netw.* **19**, 360–366 (2016).
 25. Social Media Users — DataReportal – Global Digital Insights. Available at: <https://datareportal.com/social-media-users>. (Accessed: 22nd August 2019)
 26. Barakat, A. F. *et al.* Correlation of Altmetric Attention Score and Citations for High-Impact General Medicine Journals: a Cross-sectional Study. *J. Gen. Intern. Med.* (2019). doi:10.1007/s11606-019-04838-6
 27. Barakat, A. F. *et al.* Correlation of Altmetric Attention Score With Article Citations in Cardiovascular Research. *J. Am. Coll. Cardiol.* **72**, 952–953 (2018).
 28. Delli, K., Livas, C., Spijkervet, F. K. L. & Vissink, A. Measuring the social impact of dental research: An insight into the most influential articles on the Web. *Oral Dis.* **23**, 1155–1161 (2017).
 29. Kolahi, J., Khazaei, S., Bidram, E. & Kelishadi, R. Altmetric Analysis of Contemporary Iranian Medical Journals. *Int. J. Prev. Med.* **10**, 112 (2019).
 30. Thelwall, M., Haustein, S., Larivière, V. & Sugimoto, C. R. Do altmetrics work? Twitter and ten other social web services. *PLoS One* **8**, e64841 (2013).
 31. Huang, W., Wang, P. & Wu, Q. A correlation comparison between Altmetric Attention Scores and citations for six PLOS journals. *PLoS One* **13**, e0194962 (2018).
 32. Cosco, T. D. Medical journals, impact and social media: an ecological study of the Twittersphere. *CMAJ* **187**, 1353–7 (2015).
 33. Murray, H. More than 2 billion pairs of eyeballs: Why aren't you sharing medical

knowledge on Wikipedia? *BMJ evidence-based Med.* bmjebm-2018-111040 (2018).

doi:10.1136/bmjebm-2018-111040

34. The Cochrane-Wikipedia partnership in 2016 | Cochrane. Available at: <https://www.cochrane.org/news/cochrane-wikipedia-partnership-2016-0/>. (Accessed: 30th November 2018)
35. Ortega, J. L. The presence of academic journals on Twitter and its relationship with dissemination (tweets) and research impact (citations). *Aslib J. Inf. Manag.* **69**, 674–687 (2017).

Table 1. Data-bar visualization of the top ten Cochrane systematic reviews receiving the most altmetric attention

Title	Publication Date	Altmetric Score	Twitter mentions	Mendeley readers	Citations
Vitamin C for preventing and treating the common cold	1/31/2013	1836	958	731	141
Omega-3 fatty acids for the primary and secondary prevention of cardiovascular disease	11/30/2018	1520	1494	293	41
Portion, package or tableware size for changing selection and consumption of food, alcohol and tobacco	9/14/2015	1260	1039	8	130
Electronic cigarettes for smoking cessation	9/13/2016	1226	377	109	228
Prophylactic vaccination against human papillomaviruses to prevent cervical cancer and its precursors	5/9/2018	1191	1131	243	43
Nurses as substitutes for doctors in primary care	7/16/2018	1114	1653	1	24
Workplace interventions for reducing sitting at work	3/17/2016	1025	465	10	91
General health checks in adults for reducing morbidity and mortality from disease	1/31/2019	898	1114	427	141
Clinically-indicated replacement versus routine replacement of peripheral venous catheters	8/14/2015	881	2016	3	59
Vaccines for preventing influenza in healthy adults	3/13/2014	790	883	395	114

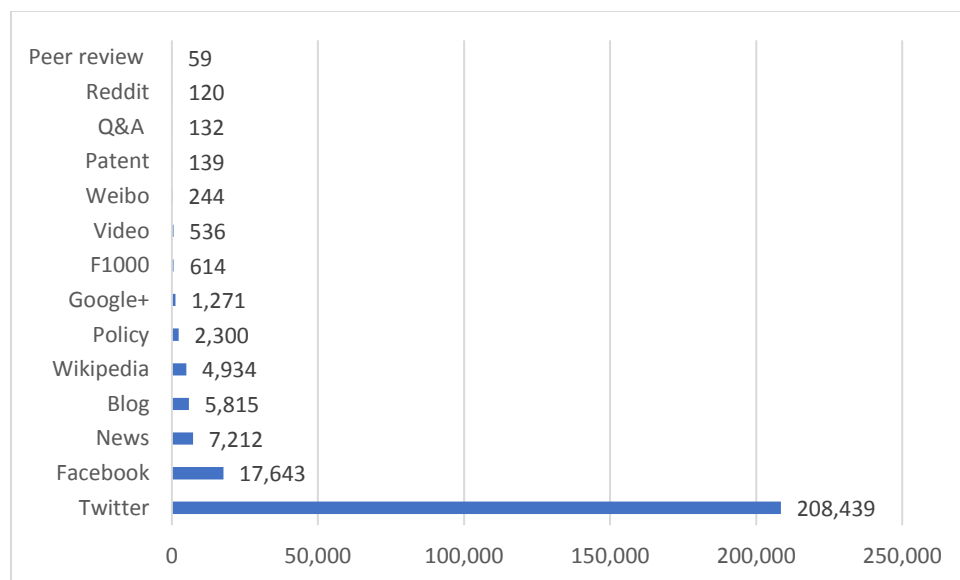


Figure 1. Sum of scores of various Altmetric data resources among all Cochrane systematic reviews

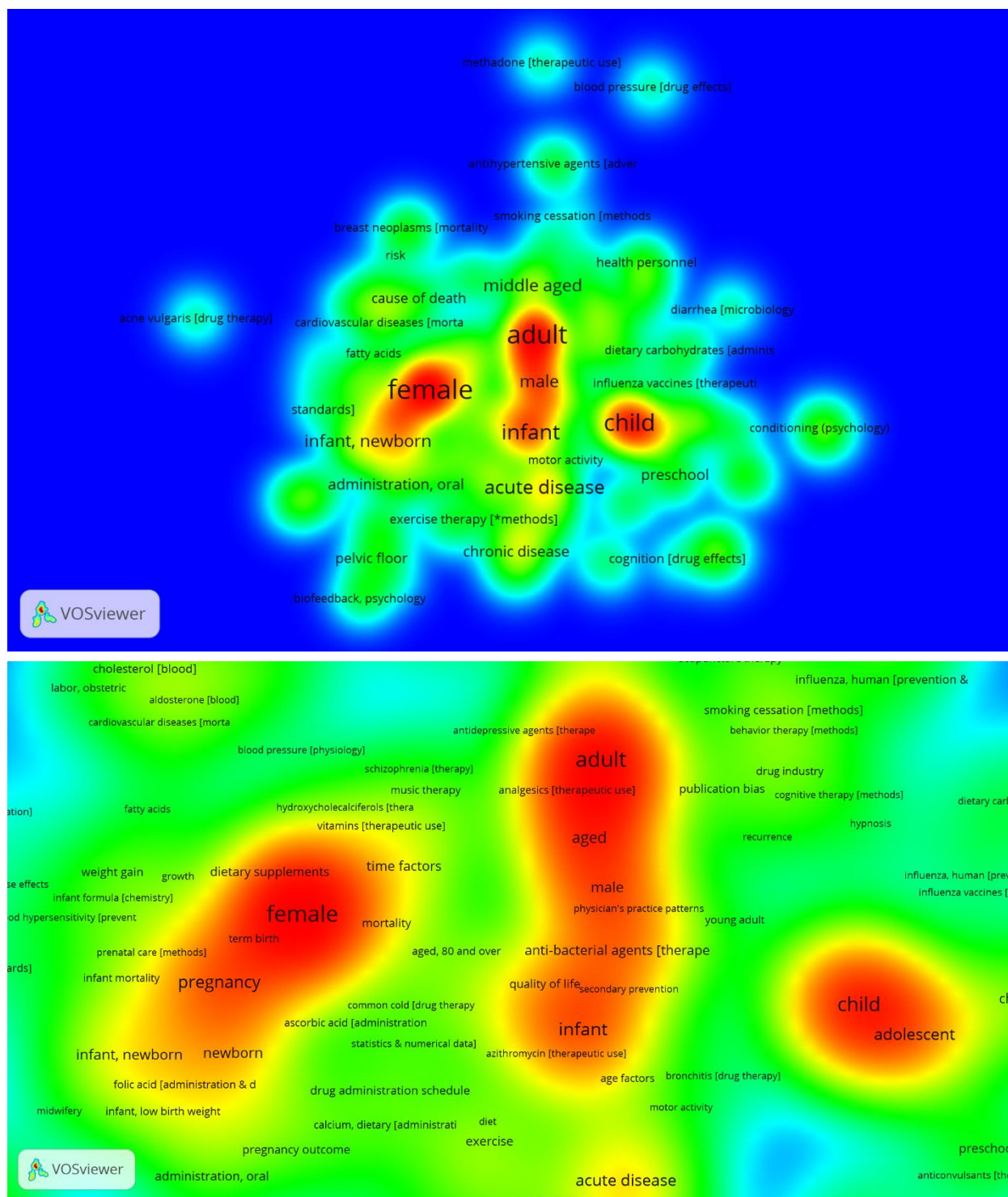


Figure 2. Hot topics among author keywords of the top 5% Cochrane systematic reviews receiving the most altmetric attention. The lower part zoomed on central hot zones. The distance-based approach was used to create this map, which means the smaller distance between two terms, the higher their relatedness.

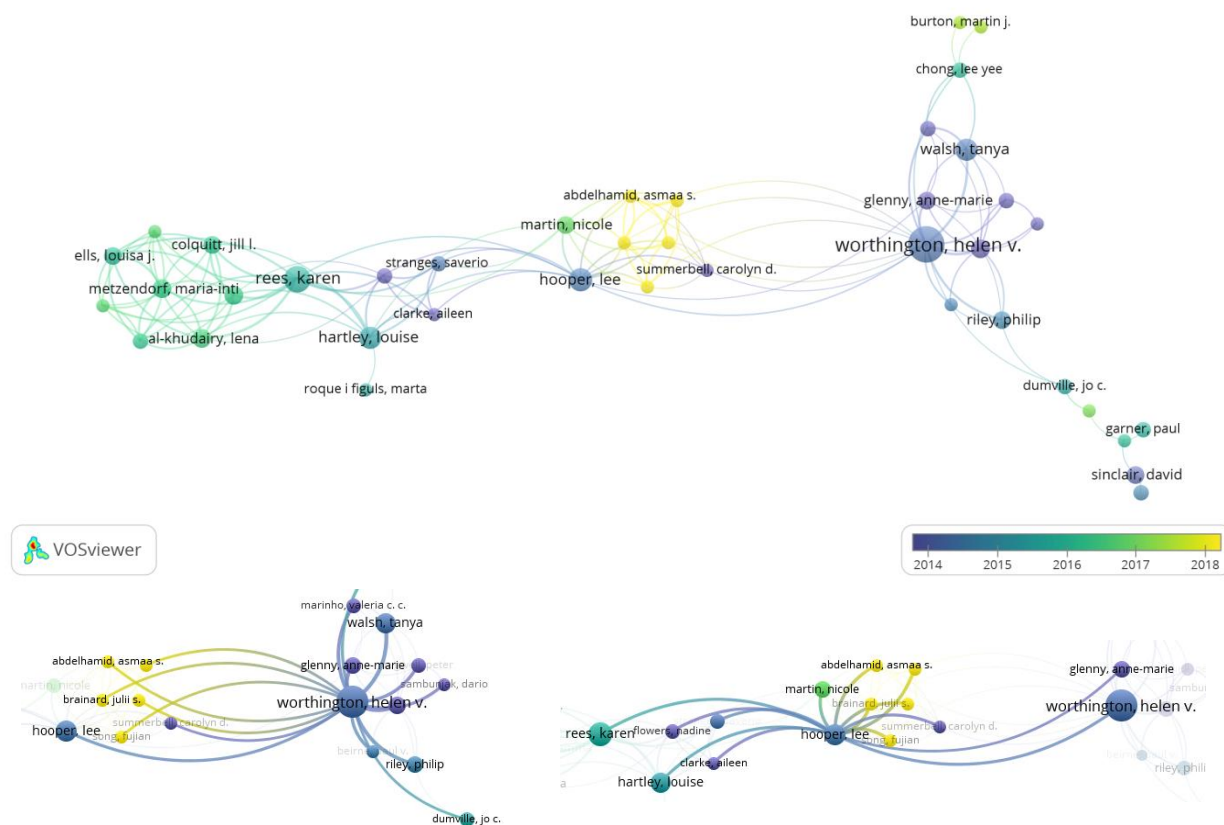


Figure 3. Co-authorship network visualization of top 5% Cochrane systematic reviews receiving the most altmetric attention. Lower part showed personal networks of Helen V Worthington and Lee Hooper. These two people had deep connections with contemporary growing influential authors (yellow nodes).

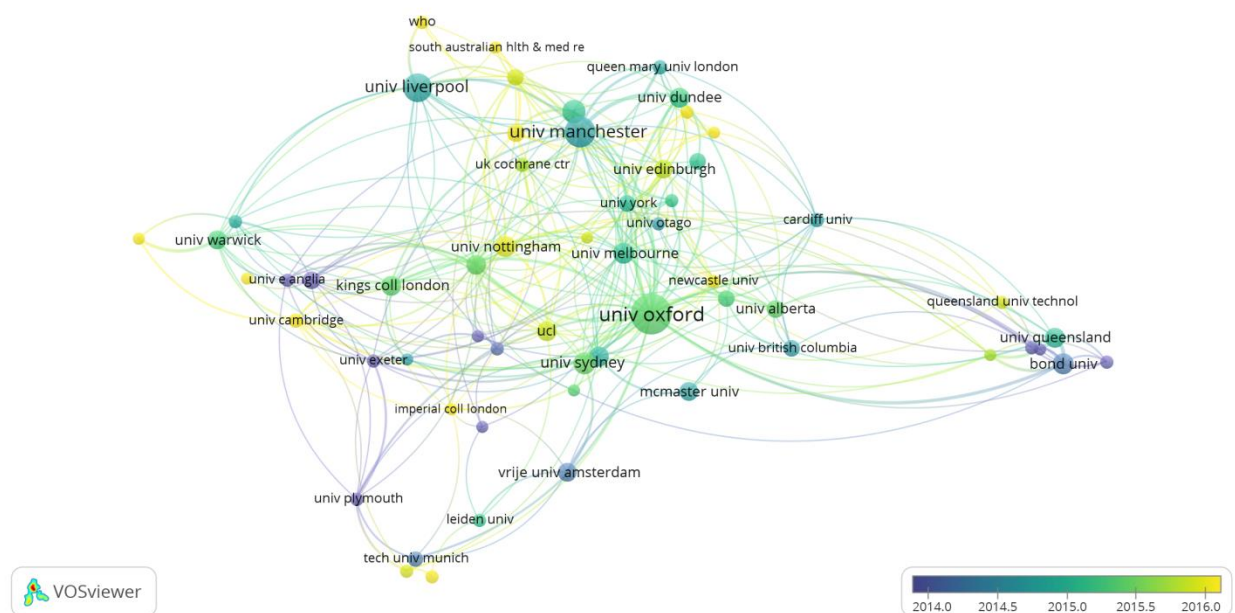


Figure 4. Organization level co-authorship network visualization of top 5% Cochrane systematic reviews receiving the most altmetric attention.

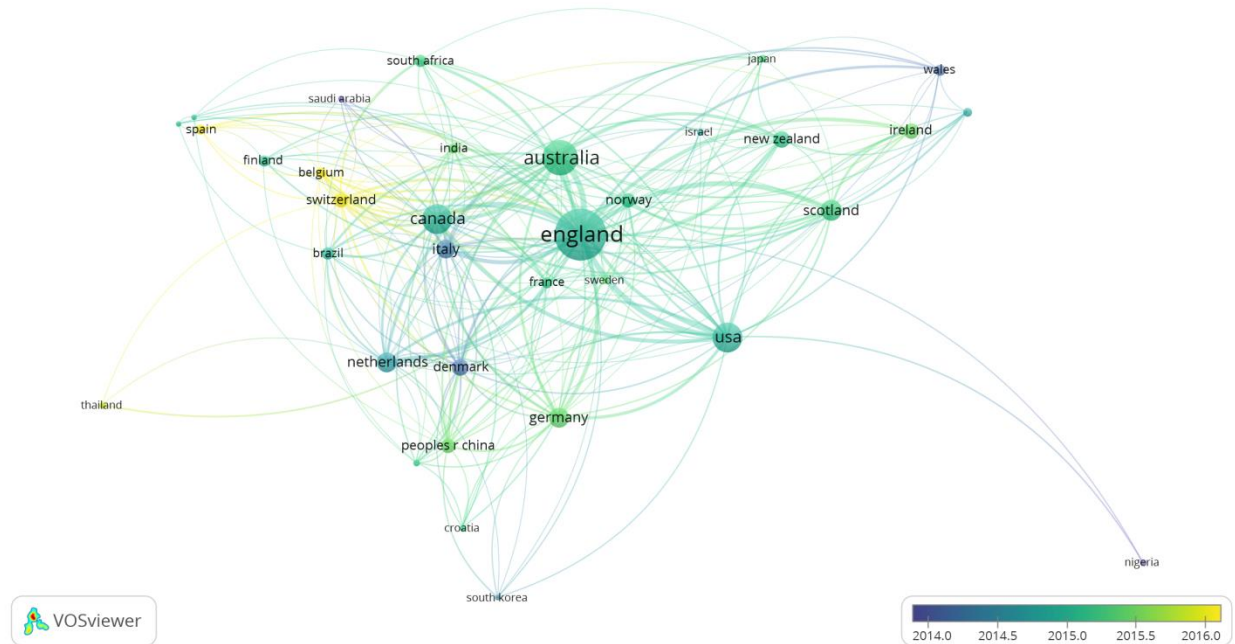


Figure 5. Country level co-authorship network visualization of top 5% Cochrane systematic reviews receiving the most altmetric attention.

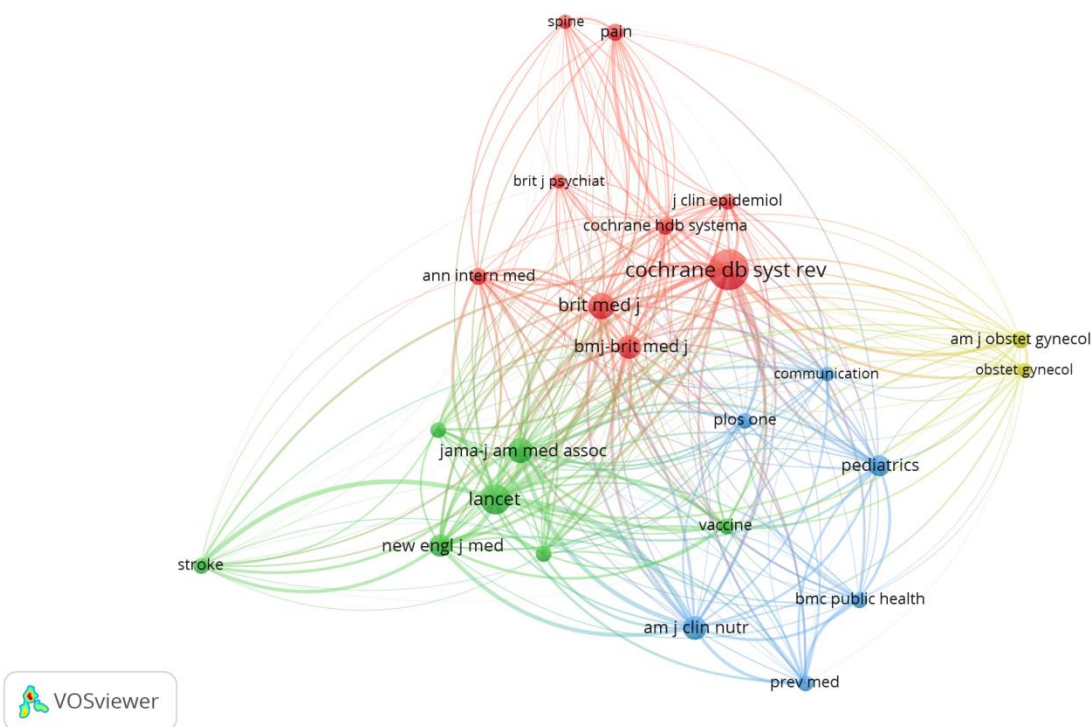


Figure 6. Co-citation network visualization among resources of top 5% Cochrane systematic reviews receiving the most altmetric attention.

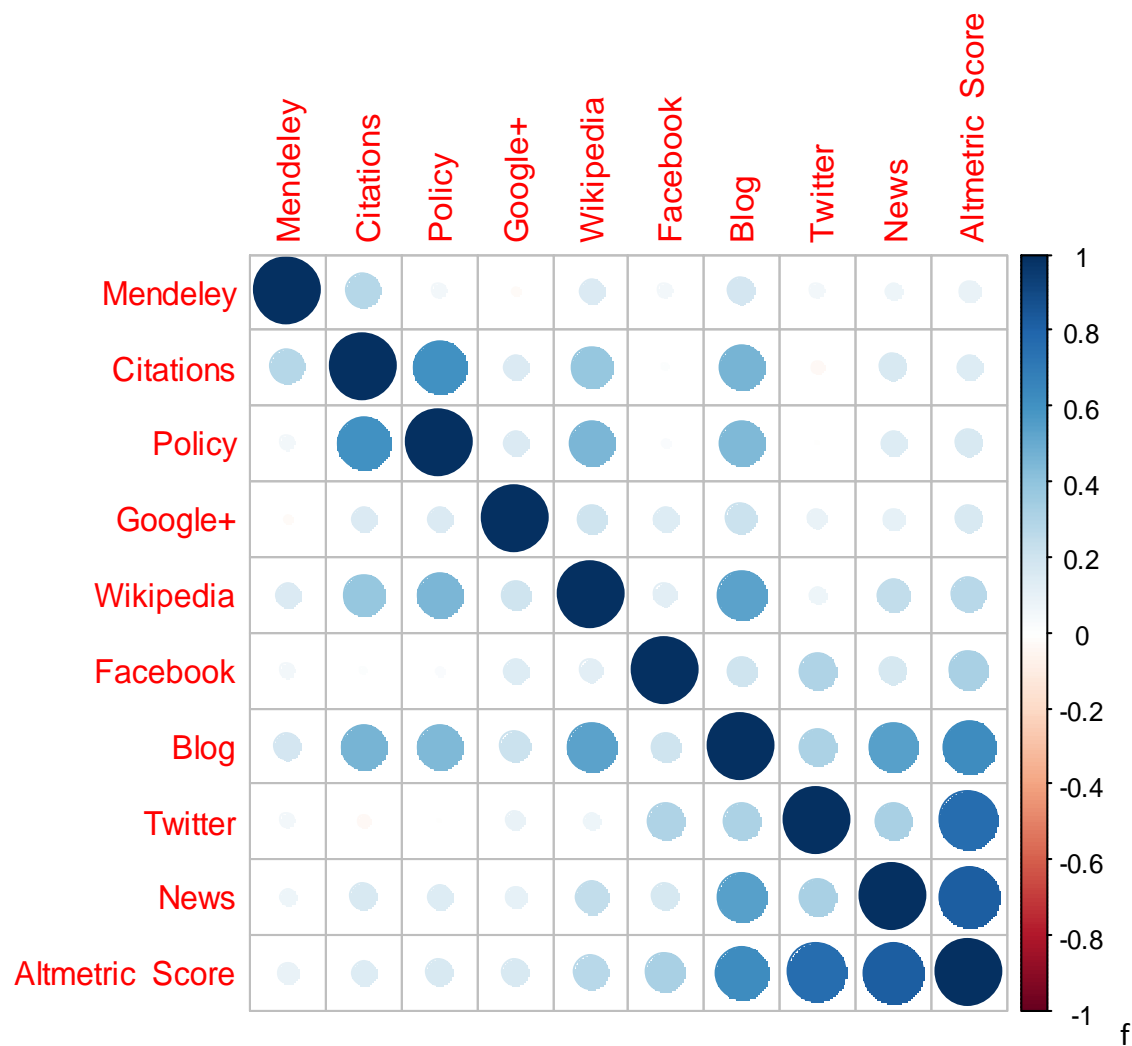


Figure 7. Correlation matrix visualization between Altmetric score, citations, Mendeley readers and other important altmetric resources.

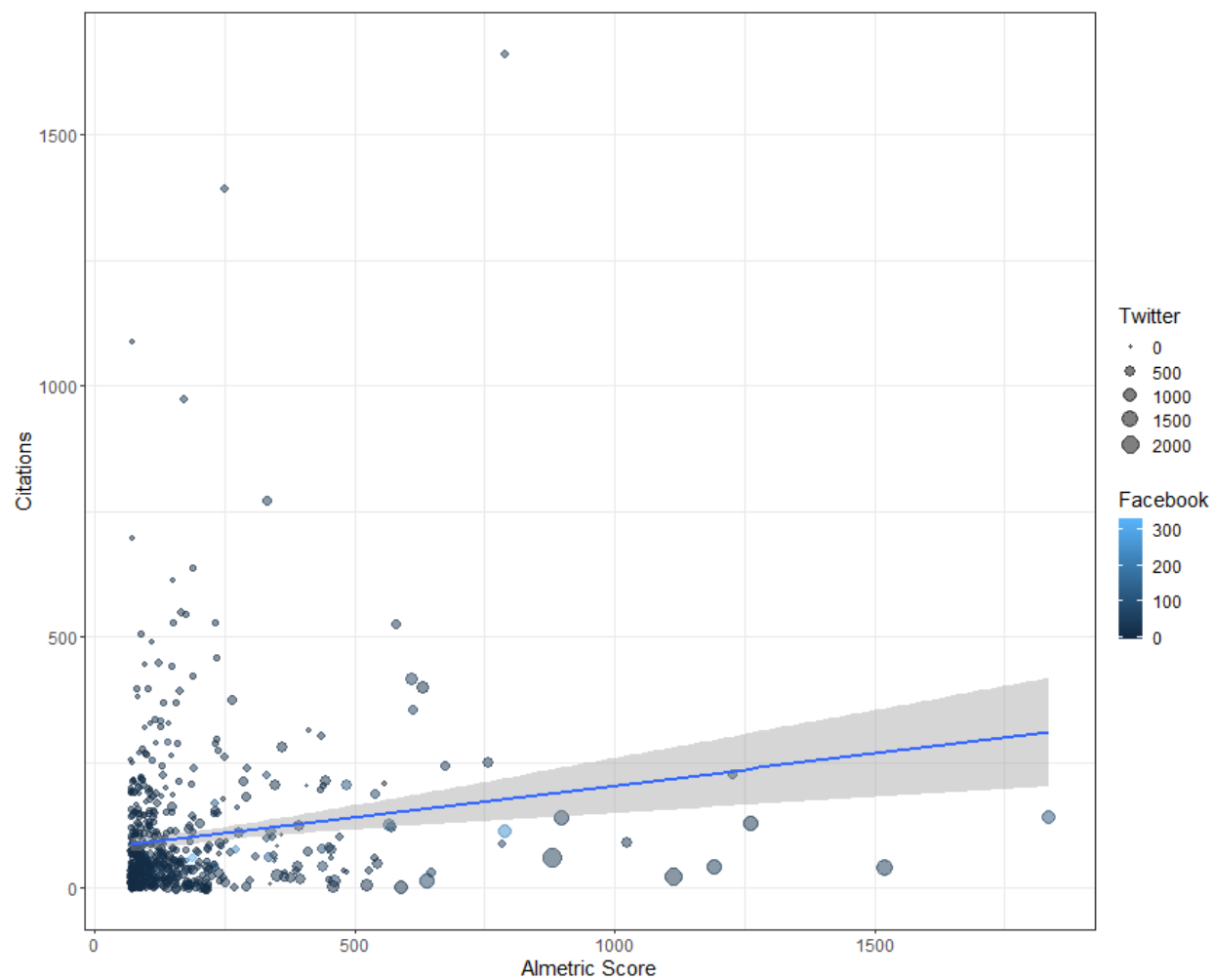


Figure 8. Scatter plot examining the relationship between Almetric score and citations. Fitted line represents the linear regression model with 95% confidence interval.

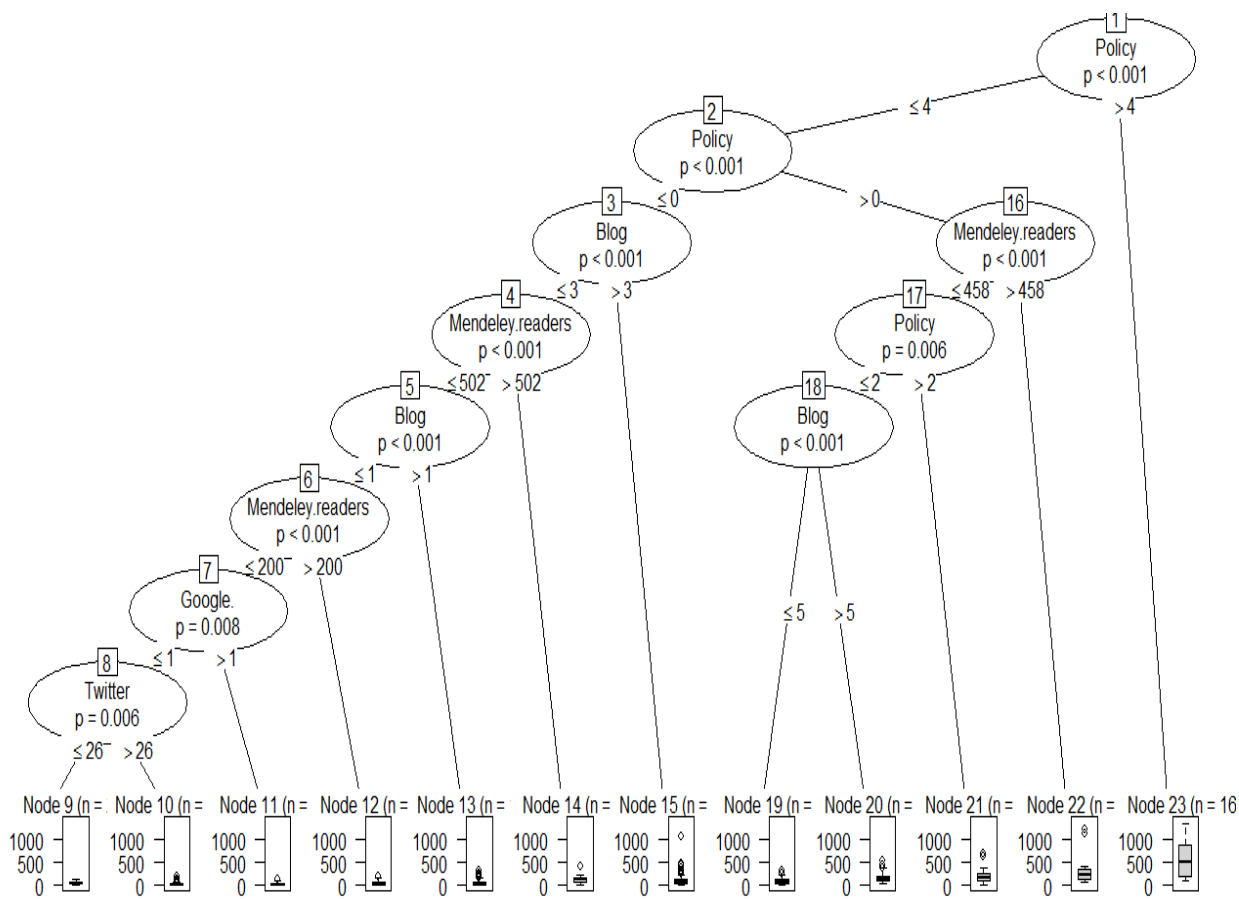


Figure 9. Summary of the conditional decision tree model for classification of different altmetric resources considering citations as target.

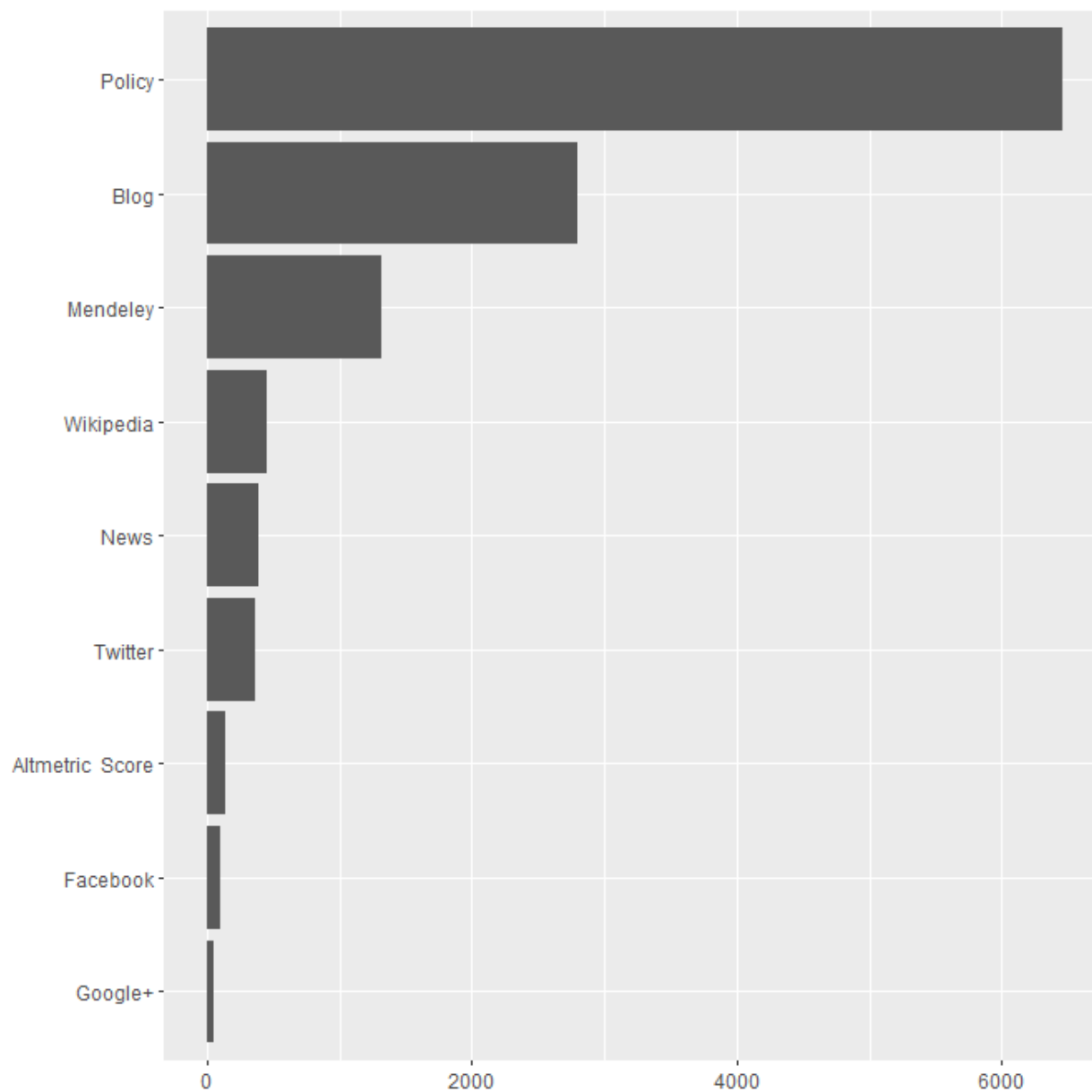


Figure 10. Output of random forest model using conditional Inference trees showing importance of different altmetric resources considering citations as target (Number of observations used to build the model: 424, Number of trees: 500).

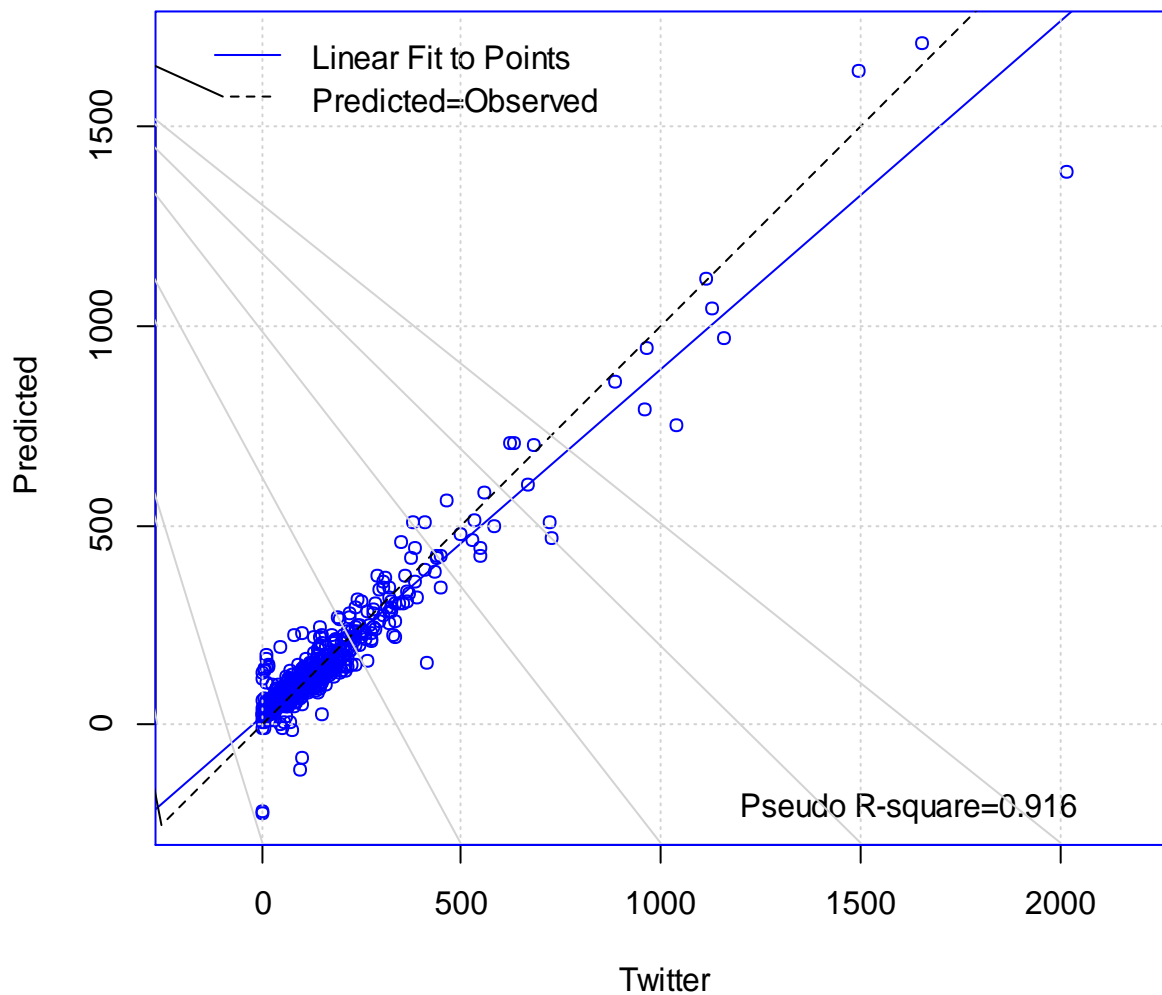


Figure 11. Predicted versus observed plot built using generalized linear regression model to predict future Twitter mentions.

Appendix 1. Characteristics of generalized linear regression model predicting future Twitter mentions

