

1                   Clinical and laboratory characteristics of clozapine treated  
2 schizophrenia patients referred to a national immunodeficiency clinic  
3                   reveals a B-cell signature resembling CVID.

4           **M.J. Ponsford**<sup>1,5</sup>, **R. Steven**<sup>1</sup>, **K. Bramhall**<sup>1</sup>, **M Burgess**<sup>1</sup>, **S Wijetilleka**<sup>1</sup>, **E. Carne**<sup>1</sup>, **F McGuire**<sup>1</sup>, **C.**  
5           **Price**<sup>1</sup>, **M. Moody**<sup>1</sup>, **S Zouwail**<sup>2</sup>, **T Tahir**<sup>3</sup>, **D. Farewell**<sup>4</sup>, **T. El-Shanawany**<sup>1</sup>, and **S. Jolles**<sup>1</sup>.

6

7           <sup>1</sup> Immunodeficiency Centre for Wales, University Hospital Wales, Cardiff, United Kingdom;

8           <sup>2</sup> Department of Medical Biochemistry & Immunology, University Hospital Wales, Cardiff, United Kingdom and Department  
9 of Medical Biochemistry, Medical School, Alexandria University, Egypt;

10           <sup>3</sup> University Hospital Wales, Liaison Psychiatry, Cardiff, United Kingdom;

11           <sup>4</sup> Division of Population Medicine, School of Medicine, Cardiff University, Cardiff, United Kingdom.

12           <sup>5</sup> School of Medicine, Cardiff University.

13

14           Corresponding Author

15           Email [ponsfordm@cardiff.ac.uk](mailto:ponsfordm@cardiff.ac.uk)

16

17           Author Contributions

18           MP and SJ conceived study, and performed data extraction and analysis, and wrote the first draft.

19           RS, KB, and MB performed immunophenotyping and assisted in data extraction.

20           DF provided support for statistical analysis.

21           SW, EMC, FMG, CP, SZ, TT, and TES contributed to clinical record extraction and/or interpretation of data.

22           All authors critically reviewed and approved the final version.

23

24

25

26

**NOTE: This preprint reports new research that has not been certified by peer review and should not be used to guide clinical practice.**

27 Abstract

28 **Purpose:** An association between antibody deficiency and clozapine use in individuals with  
29 Schizophrenia has recently been reported. We hypothesized that if clozapine-associated  
30 hypogammaglobulinaemia was clinically relevant this would manifest in referral patterns.

31 **Methods:** Retrospective case note review of patients referred and assessed by Immunology  
32 Centre for Wales (ICW) between January 2005 and July 2018 with extraction of clinical and  
33 immunologic features for individuals with diagnosis of schizophrenia-like illness.

34 **Results:** 1791 adult patients were assessed at ICW during this period; 23 patients had a  
35 psychiatric diagnosis of schizophrenia or schizo-affective disorder. Principal indications for  
36 referral were findings of low calculated globulin and immunoglobulins. Clozapine was the  
37 single most commonly prescribed antipsychotic (17/23), disproportionately increased  
38 relative to reported use in the general schizophrenia population (OR 6.48, 95% CI: 1.79 to  
39 23.5). Clozapine therapy was noted in 6/7 (86%) of patients subsequently requiring  
40 immunoglobulin replacement therapy (IgRT). Marked reduction of class-switched memory  
41 B-cells (CSMB) and plasmablasts were observed in clozapine-treated individuals relative to  
42 healthy age-matched controls. Clozapine duration is associated with CSMB decline. One  
43 patient discontinued clozapine, with gradual recovery of IgG levels without use of IgRT.

44 **Conclusion:** Our findings are consistent with enrichment of clozapine-treatment within  
45 schizophrenic individuals referred for ICW assessment over the last 13 years. These  
46 individuals displayed clinical patterns closely resembling the primary immunodeficiency  
47 CVID, however appears reversible upon drug cessation. This has diagnostic, monitoring and  
48 treatment implications for psychiatry and immunology teams and directs prospective  
49 studies to address causality and the wider implications for this patient group.

50 **Key words:**

- 51 - IMMUNODEFICIENCY,
- 52 - PSYCHIATRY,
- 53 - ANTIBODIES,
- 54 - DIAGNOSTICS,
- 55 - FLOW CYTOMETRY

56

57 **Abbreviations**

CSMB	Class switched memory B-cells
CVID	Common variable immunodeficiency
EAE	Experimental autoimmune encephalitis
IgRT	Immunoglobulin replacement therapy
22q11ds	22q11 deletion syndrome (also known as DiGeorge)
TRS	Treatment resistant schizophrenia

58

59

## 60 Introduction:

61 Schizophrenia is an enduring major psychiatric disorder affecting around 1% of the  
62 population (1). In addition to the debilitating psychiatric symptoms, it has major  
63 psychosocial consequences with an unemployment rate of 80-90% and a life expectancy  
64 reduced by 10-20 years (1) including suicide rates of approximately 5% (2). Societal costs in  
65 England alone are estimated to be £11.8 billion per year (3). Clozapine is a dibenzo-  
66 diazepine atypical antipsychotic and the only licensed medication, for approximately 30% of  
67 patients with treatment-resistant schizophrenia (TRS) (1, 4). There is increasing evidence  
68 linking clozapine with pneumonia-related admissions (5-7) and mortality (8-11). Postulated  
69 mechanisms include sialorrhoea, sedation, agranulocytosis, and aspiration. We recently  
70 reported an association between clozapine therapy in schizophrenia and  
71 hypogammaglobulinemia (12, 13), greater than that reported following rituximab and  
72 methotrexate therapy in rheumatoid arthritis (14). To better define the clinical and  
73 immunologic abnormalities associated with clozapine use we performed a retrospective  
74 case review of patients assessed at the Immunology Centre for Wales (ICW).

## 75 Methods

76 Electronic case records for patients assessed at ICW between January 2005 and July 2018 to  
77 identify all individuals with a concomitant psychiatric diagnosis of schizophrenia or schizo-  
78 affective disorder. Indication for referral, medication, and co-morbidities, and  
79 immunological testing at initial assessment and treatments were extracted using a  
80 standardised proforma. Recurrent infection history was defined as  $\geq 3$  distinct antibiotic  
81 courses per year or serious infection requiring admission, as in the wider literature (15).

82 All testing was performed in the United Kingdom Accreditation Service (UKAS) accredited  
83 Medical Biochemistry & Immunology Laboratory at the University Hospital of Wales.  
84 Immunoglobulin levels (IgG, IgA and IgM) were assayed by nephelometry (Siemens BN2  
85 Nephelometer; Siemens), serum electrophoresis (Sebia Capillarys 2; Sebia, Norcross, GA,  
86 USA) and, where appropriate, serum immunofixation performed (Sebia Hydrasys; Sebia,  
87 Norcross, GA, USA). Antibody titres against haemophilus influenzae, tetanus and  
88 pneumococcal capsular polysaccharide were determined by enzyme-linked immunosorbent  
89 assay (The Binding Site, Birmingham, UK). Flow cytometry was performed using Beckman  
90 Coulter FC500 analyser. Lymphocyte phenotypes were analysed using Beckman Coulter  
91 Cyto-stat Tetrachrome reagents (CD45-FITC/CD4-RD1/CD8-ECD/CD3-PC5 and CD45-  
92 FITC/CD56-RD1/CD10-ECD/CD3-PC5), Flow-Count Fluorospheres and versalyse lysis solution.  
93 B cell phenotyping was performed as previously described (16) using the following  
94 antibodies: CD19-PE/Cy7 (Beckman Coulter), CD27-FITC (Serotec), CD21-PE (BD  
95 Pharmingen), CD38-FITC (Beckman Coulter), IgM Alexa-Flour 647 (Jackson  
96 ImmunoResearch), IgD-PE (Southern Biotech). CVID and age-matched healthy controls were  
97 analysed as part of an anonymous sample exchange scheme run jointly with King's College  
98 London. Reference ranges are provided within the text. Individual clinical, immune, and  
99 treatment data are available online- **Supplementary, S1**.

## 100 Statistical Analysis

101 Data was curated in Microsoft Excel. Fisher's exact test and non-parametric Mann-Whitney  
102 U-testing, following D'Agostino & Pearson normality assessment, were conducted using  
103 GraphPad Prism v6.07. Where immunoglobulin level was undetectable, the lower limit of  
104 detection (IgG 1.34 g/L; IgA 0.05 g/L; and IgM 0.05 g/L) was used for data analysis, with  
105 density estimation and plotting performed in R (version 3.4.0). A two-tailed significance

106 level of  $p < 0.05$  was used. This work was deemed as service evaluation by the institutional  
107 review board and requirement for ethical approval waived.

## 108 Results

109 Enrichment of clozapine-treated patients within schizophrenia cases referred for immunology  
110 assessment and requiring immunoglobulin replacement therapy.

111

112 During the evaluation period 1791 adults were assessed at ICW; 23 had a diagnosis of  
113 schizophrenia or schizo-affective disorders. We hypothesized that if clozapine-associated  
114 hypogammaglobulinaemia was clinically relevant this would manifest in referral patterns.  
115 The mean clozapine prescription rate reported by the 2014 UK National Audit of  
116 Schizophrenia was 30% (17). We therefore expected a ratio of 7 Clozapine: 16 non-clozapine  
117 users. In contrast, we observed 17 patients with a history of clozapine use, corresponding to  
118 an odds ratio (OR) of 6.48 (95% CI: 1.79 to 23.5),  $p = 0.0072$ . This remained significant for  
119 prevalence estimates of clozapine use among the Welsh schizophrenia population up to 43%  
120 (**Supplementary, S2**). Patients receiving clozapine accounted for 6/7 (86%) of schizophrenia  
121 cases requiring IgRT, approximately 3% of our adult IgRT cohort. This compares to the  
122 international schizophrenia prevalence of 0.4-1% (18, 19). This suggests enrichment of  
123 clozapine-treated patients within our immunodeficiency cohort relative to the general  
124 population.

125 We next explored indication for referral and immunological finding at first assessment  
126 (individual patient details summarised- **Supplementary, S1**). Two clozapine-treatment  
127 patient with hypogammaglobulinaemia have been previously identified and reported (12).  
128 Recurrent infection was documented in 10/17 subjects (59%), predominately reflecting  
129 sinopulmonary infections. Four patients (24%) were referred with serum antibody levels

130 below the 5<sup>th</sup> percentile without any antibiotic use in the preceding 12 months  
131 (summarised- **Table 1**). A low calculated globulin (CG) (<23g/L) was present in 15/17 (88%)  
132 of subjects receiving clozapine and was associated with reductions in IgG, IgA, and IgM  
133 below the 5th percentiles in 14/17 subjects. We also found referral rates increased  
134 following the national introduction of CG screening to Wales during 2014, and prior to  
135 release of our initial report (12) (**Supplementary, S3**). Consistent with CG reduction, serum  
136 immunoglobulin levels were also reduced – summarised in **Figure 1**. Taken together, this is  
137 consistent with a clozapine-specific association with dysgammaglobulinaemia, and the  
138 utility of calculated globulin screening to stratify patients for specialist immunology  
139 assessment.

140 [Table 1: Immunology assessment summary at initial clinical visit](#)

141 *See supplementary S1 for individual patient values.*

142 [Figure 1: Density plot showing distribution of serum immunoglobulin levels in patients  
143 receiving clozapine referred for Immunology assessment](#)

144 *Comparison is made relative to the normal laboratory range (dotted lines, indicating 5-95<sup>th</sup>  
145 percentiles) with comparison to immunoglobulin distributions in disease-control patient populations  
146 receiving clozapine or alternative antipsychotic agents and following exclusion of individuals with  
147 alternative causes of hypogammaglobulinaemia- from (12).*

148 [B-cell dysregulation associated with long-term clozapine use resembles CVID](#)  
149 Clozapine-users are closely monitored for side effects of neutropenia and agranulocytosis,  
150 and all individuals showed normal neutrophil counts at first assessment. Lymphopenia and  
151 reduction in T-cells were present but largely confined to 2 individuals subsequently  
152 diagnosed with haematological malignancies (**Table 1; S2**). Because the mechanisms  
153 underlying clozapine-associated hypogammaglobulinaemia remain unknown, we focused on

154 B-cell clinical immunophenotyping data performed in isolation or as part of a full EUROClass  
155 evaluation (16). We took advantage of existing laboratory data to identify age-matched  
156 individuals with CVID (n=26) and healthy controls (n=16) to clozapine-treated patients  
157 (following exclusion of cases with haematological malignancy, n=15). Clozapine-treated  
158 individuals showed normal total B-cell counts but reduction of class-switched memory B-  
159 cells (CSMB) relative to healthy individuals (Mann-Whitney  $p < 0.0001$ ), with the exception of  
160 a single patient who had discontinued clozapine after a 2-month trial and had normal  
161 immunoglobulin levels (**Figure 2; Supplementary S2**). We observed a general decline in  
162 CSMB with increasing duration of clozapine therapy. Immunophenotyping of plasmablasts  
163 was available for 6 individuals receiving clozapine and was comparable to CVID but  
164 significantly reduced compared to age-matched healthy controls (Mann-Whitney,  $p=0.004$ ).

165 [Figure 2: B cell subsets in patients with schizophrenia with history of clozapine](#)  
166 [therapy](#)

167 Vaccine specific-IgG responses are routinely evaluated as part of clinical assessment (20). At  
168 initial assessment, levels below putative protective thresholds were common with IgG to  
169 Haemophilus influenza B (HiB)  $< 1\text{mcg/ml}$  (21) in 12/16 assessed (75%); Pneumococcus-IgG  
170  $< 50\text{mg/L}$  (22) in 15/16 (94%); and Tetanus-IgG  $< 0.1\text{ IU/mL}$  in 6/16 (38%) individuals tested.  
171 Post-*Menitorix* (HiB/MenC conjugated to tetanus toxoid) vaccination serology was assessed  
172 after 4 weeks, with 5/11 (45%) individuals failing to mount a Haemophilus-IgG response  
173  $\geq 1\text{mcg/ml}$ , and 1/12 failing to exceed the  $\geq 0.10\text{ IU/mL}$  post-vaccination Tetanus-IgG level  
174 defined by the World Health Organisation (23). Following *Pneumovax II*, 6/16 (38%)  
175 individuals failed to develop an IgG response above a threshold of  $\geq 50\text{mg/L}$  (22).

176 ***Supplementary, S1 and S4: vaccine response assessment***



177 Reduction in infection burden following immunoglobulin replacement therapy

178 Our approach to antibody deficiency follows that previously reported (15, 20). Cumulative  
179 follow-up for clozapine-associated hypogammaglobulinaemia now exceeds 61 patient-years  
180 (range 0.5-11 years), during which time 6/16 (38%) of clozapine-treated patients were  
181 commenced on IgRT. Over a 12-month period prior to replacement, these patients received  
182 a mean of 6.5 acute antibiotic courses (range 3-12, including 1 inpatient admission requiring  
183 parenteral therapy). Following IgRT, this fell to a median of 1.5 oral antibiotics courses per  
184 year (range 0-2 courses), with no infection-triggered hospital admissions. Replacement  
185 trough IgG levels ranged from 5.5 to 9.6g/L (mean 8.0g/L).

186 Partial recovery of immunoglobulin following clozapine discontinuation

187 One patient (supplementary table S1: IDs#7) discontinued clozapine due to the known side-  
188 effect of neutropenia, detected by the clozapine monitoring program, providing a unique  
189 opportunity to examine reversibility of humoral dysregulation. In the absence of IgRT  
190 Patient #7 has demonstrated a gradual recovery in terms of serum IgG level from 3.5g/L to  
191 5.95g/L over 3 years, however IgA and IgM levels have remained depressed (**Figure 3**).  
192 Patient #2 discontinued clozapine 2 years ago, having already commenced IgRT, with  
193 subsequent recovery of IgM from 0.22 to 0.86. IgA levels have remained below 0.24g/L.  
194 Together this provides support for reversibility in humoral function following clozapine-  
195 withdrawal, but suggests this process is gradual and limited. In contrast, clozapine cessation  
196 in patient #2 was associated with profound and acute relapse of psychiatric symptoms,  
197 requiring prolonged inpatient admission to a specialist mental health unit.

198 Figure 3: Gradual recovery of serum IgG post-discontinuation of clozapine in absence  
199 of immunoglobulin replacement.

200

201

## 202 Discussion

203 In this retrospective review of referrals to a national immunology centre, we found that  
204 individuals with schizophrenia receiving clozapine displayed clinically significant  
205 panhypogammaglobulinemia, impaired vaccine responses and disturbed B cell maturation  
206 with a proportion benefitting from IgRT. Consistent with a specific relationship to clozapine-  
207 use, we observed enrichment of clozapine-use amongst schizophrenia patients undergoing  
208 immunology assessment or requiring IgRT relative to that reported in the wider population  
209 by a number of recent studies (4, 17, 24). The most common feature at referral was a low  
210 calculated globulin (25). Importantly, both clozapine and non-clozapine antipsychotic  
211 medications require routine liver function monitoring (26), arguing against a referral-bias  
212 due to differential testing. While the use of calculated globulin screening is being developed  
213 in a number of countries, a lack of wider availability may limit the identification of antibody  
214 deficient patients taking clozapine in other settings (25, 27, 28).

215 Our finding of a temporal association between clozapine use and reduction in CSMB is  
216 consistent with our previous analysis of a separate cohort that hypogammaglobulinaemia  
217 appears a late manifestation of clozapine therapy (12). Our immunological findings  
218 associated with clozapine-associated hypogammaglobulinaemia is independently supported  
219 by a recently reported peripheral blood immune signature for TRS patients revealing  
220 reduced plasmablasts and CSMB relative to disease and healthy controls (29). Whilst this  
221 study focused on psychiatric status, the majority of such patients were clozapine-treated;  
222 immunoglobulin levels were not determined by this group (29). These findings also suggest  
223 that many clozapine-treated patients in our cohort and beyond may have received a

224 diagnosis of CVID, according to internationally-accepted criteria (30). We are conducting a  
225 wider survey of UK Immunology centres to examine this observation.

226 This study has several limitations, including its sample size and single-centre retrospective  
227 design. Prospective studies are required, for instance to validate the association between  
228 therapy duration and effect on B-cell phenotypes, and to address causality. We speculate an  
229 effect targeting late stage B-cell differentiation or survival may underlie the observed  
230 findings (31). However, at present, we cannot exclude a link to the underlying  
231 pathophysiology of schizophrenia- which like CVID remains largely unknown. Intriguingly,  
232 pathway analysis of schizophrenia associations have demonstrated marked enrichment at  
233 enhancers active in immune tissues, particularly B-lymphocyte lineages (32). Polypharmacy,  
234 multi-morbidity, and socio-economic status are common and important factors complicating  
235 healthcare delivery in schizophrenia (33, 34) and might also contribute to the observed  
236 findings. Smoking is common in both clozapine-treated and clozapine-naïve schizophrenia  
237 patients (35), predisposes to pneumonia (36), and may lead to systemic steroid therapy for  
238 chronic obstructive pulmonary disorder. However, the reduced CSMB and pan-  
239 hypogammaglobulinaemia profiles we observed clearly differ from the patterns previously  
240 reported with both steroids or smoking (37, 38). Other medication including metformin and  
241 anti-epileptics have been described to have immunomodulatory effects in murine studies  
242 (39) or case series (40) however do not fully explain the observed hypogammaglobulinaemia  
243 - in line with the rigorous exclusion criteria applied during our initial case-control study (12).  
244 The immunomodulatory effects of the dibenzodiazepine clozapine are increasingly  
245 recognised beyond agranulocytosis and neutropenia (41-43). Here, we present evidence of  
246 gradual recovery of humoral immune function following clozapine withdrawal in the  
247 absence of IgRT.

248 From a practical standpoint, recovery of immunoglobulin levels appeared gradual and  
249 variable. Weighed against the florid relapse in psychiatric symptoms observed following  
250 clozapine discontinuation in one, we do not currently suggest discontinuation of clozapine in  
251 patients. This is in line with the unique efficacy of clozapine in TRS (44), and availability of  
252 treatment options to mitigate the risks associated with antibody deficiency. Finally, given  
253 evidence of increased risk of pneumonia within individuals with schizophrenia (7, 45, 46) our  
254 finding of low levels of baseline immunity to common vaccinations within this patient group  
255 highlights a simple strategy for risk mitigation.

## 256 [Summary](#)

257 We report the clinical features of clozapine-associated immunodeficiency identified  
258 following the introduction of calculated globulin screening in Wales and highlight clinically  
259 significant panhypogammaglobulinemia, impaired vaccine responses, and new findings of  
260 disturbed B-cell maturation. In support of a drug-related effect we show a temporal  
261 association between clozapine exposure and reduction in CSMB levels, and evidence of  
262 gradual reversibility following discontinuation. Clinicians should be alert for this diagnostic  
263 overlap with CVID. Patients may benefit from monitoring or clinical intervention in the form  
264 of vaccination, antibiotic prophylaxis, or immunoglobulin replacement therapy (IgRT).  
265 Clozapine's immunomodulatory effects are poorly understood, and further studies are  
266 required to delineate mechanism.

267

268

269 **Highlights Box:**

270 - **What is known about this topic already?**

271 - Clozapine remains the only effective medication for treatment-resistant  
272 schizophrenia (TRS) however is associated with an increased risk of pneumonia and  
273 death. Clozapine associated antibody-deficiency has only recently been reported in  
274 this patient group.

275 - **What does this article add to our knowledge?**

276 - Hypogammaglobulinaemia associated with TRS-patients receiving clozapine can  
277 result in a serious and significant infection burden which in Immunodeficiency Clinic  
278 assessment was associated with impaired vaccine responses, low class-switched  
279 memory B-cells and plasmablasts resembling primary immunodeficiency. Patients  
280 often required intervention in the form of antibiotic prophylaxis and/or  
281 immunoglobulin replacement (IgRT).

282 - **How does this study impact current management guidelines?**

283 - Clinicians need to be aware of the association between clozapine and antibody  
284 deficiency. Such patients may currently be diagnosed with CVID.

285 - Current clozapine monitoring does not include antibody testing however calculated  
286 globulin may be a helpful screening tool.

287 - A number of potential interventions may help risk mitigate clozapine-associated  
288 antibody deficiency.

289

## 290 Disclosures

291 MP is supported by a Welsh Clinical Academic Training Fellowship and Wellcome Trust  
292 Institutional Strategic Support Fund (ISSF) grant.

293 SJ has received support from CSL Behring, Shire, LFB, Biotest, Binding Site, Sanofi, GSK, UCB  
294 Pharma, Grifols, BPL SOBI, Weatherden, Zarodex and Octapharma for projects, advisory  
295 boards, meetings, studies, speaker, and clinical trials.

296 TE has received educational support, project support, advisory board fees, speaker fees  
297 and/or clinical trial support from Biotest, CSL, LFB, Mylan, Novartis, Shire and Werfen.

298 CP has received support to attend educational meetings from CSL Behring and ALK.

299 The remaining authors have no relevant conflicts of interest to declare.

## 300 Acknowledgements

301 We gratefully acknowledge the patients and wider clinical immunology and mental health  
302 teams who have contributed, and Dr Mohammad Ibrahim and the King's College Hospital  
303 Immunology team for participating in immunophenotyping sample exchange schemes.

## 304 References

- 305 1. Owen MJ, Sawa A, Mortensen PB. Schizophrenia. *Lancet*. 2016;388(10039):86-97.
- 306 2. Hor K, Talor M. Suicide and schizophrenia: a systematic review of rates and risk factors.  
307 *Journal of Psychopharmacology*. 2010;24:81-90.
- 308 3. Andrew A, Knapp M, McCrone P, Parsonage M, Trachtenberg M. Effective interventions in  
309 schizophrenia the economic case: A report prepared for the Schizophrenia Commission. London:  
310 London School of Economics and Political Science; 2012.
- 311 4. Cooper S CM, Etherington Am Jayakumar S, et al. Report of the National Audit of  
312 Schizophrenia. Royal College of Psychiatrists. 2012(2012).
- 313 5. Leung J, Hasassri M, Barreto J, Nelson S, Morgan Rr. Characterization of Admission Types in  
314 Medically Hospitalized Patients Prescribed Clozapine. *Psychosomatics*. 2017;58(2):164-72.
- 315 6. Stoecker ZR, George WT, O'Brien JB, Jancik J, Colon E, Rasimas JJ. Clozapine usage increases  
316 the incidence of pneumonia compared with risperidone and the general population: a retrospective  
317 comparison of clozapine, risperidone, and the general population in a single hospital over 25  
318 months. *International Clinical Psychopharmacology*. 2017;32(3):155-60.

- 319 7. Kuo CJ YS, Liao YT, Chen WJ, Lee WC, Shau WY, Chang YT, Tsai SY, Chen CC. Second-  
320 generation antipsychotic medications and risk of pneumonia in schizophrenia. *Schizophrenia*  
321 *bulletin*. 2013;39(3):648-57.
- 322 8. Rohde C, Polcwiartek C, Kragholm K, Ebdrup BH, Siskind D, Nielsen J. Adverse cardiac events  
323 in out-patients initiating clozapine treatment: a nationwide register-based study. *Acta Psychiatrica*  
324 *Scandinavica*. 2018;137(1):47-53.
- 325 9. Taylor DM D-HP, Olofinjana B, Whiskey E, Thomas A. Reasons for discontinuing clozapine:  
326 matched, case-control comparison with risperidone long-acting injection. *The British Journal of*  
327 *Psychiatry*. 2009;194(2):165-7.
- 328 10. Mustafa F, Burke J, Abukmeil S, Scanlon J, Cox M. "Schizophrenia past Clozapine": Reasons  
329 for Clozapine Discontinuation, Mortality, and Alternative Antipsychotic Prescribing.  
330 *Pharmacopsychiatry* 2015;48(01):11-4.
- 331 11. Dyer C. Coroners warn health secretary of clozapine deaths. *BMJ*. 2018;363:k5421.
- 332 12. Ponsford M, Castle D, Tahir T, Robinson R, Wade W, Steven R, et al. Clozapine is associated  
333 with secondary antibody deficiency. *The British Journal of Psychiatry*. 2018:1-7.
- 334 13. Ponsford MJ, Jolles S. Antibody deficiency in patients taking clozapine. *BMJ*. 2019;364:l483.
- 335 14. van Vollenhoven RF, Emery P, Bingham CO, Keystone EC, Fleischmann RM, Furst DE, et al.  
336 Long-term safety of rituximab in rheumatoid arthritis: 9.5-year follow-up of the global clinical trial  
337 programme with a focus on adverse events of interest in RA patients. *Annals of the Rheumatic*  
338 *Diseases*. 2013;72(9):1496-502.
- 339 15. Patel SY, Carbone J, Jolles S. The Expanding Field of Secondary Antibody Deficiency: Causes,  
340 Diagnosis, and Management. *Frontiers in Immunology*. 2019;10(33).
- 341 16. Wehr C, Kivioja T, Schmitt C, Ferry B, Witte T, Eren E, et al. The EUROclass trial: defining  
342 subgroups in common variable immunodeficiency. *Blood*. 2008;111(1):77-85.
- 343 17. Cooper S, Crawford M, Dicks S, Etherington A, Jayakumar S, Lemmey S, et al. Report of the  
344 second round of the National Audit of Schizophrenia (NAS2) 2014.  
345 [https://www.rcpsych.ac.uk/improving-care/ccqi/national-clinical-audits/national-clinical-audit-of-  
346 psychosis/national-audit-schizophrenia](https://www.rcpsych.ac.uk/improving-care/ccqi/national-clinical-audits/national-clinical-audit-of-<br/>346 psychosis/national-audit-schizophrenia): Royal College of Psychiatrists; 2014.
- 347 18. Saha S, Chant D, Welham J, McGrath J. A systematic review of the prevalence of  
348 schizophrenia. *PLoS medicine*. 2005;2(5):e141-e.
- 349 19. Bhugra D. The global prevalence of schizophrenia. *PLoS medicine*. 2005;2(5):e151-e75.
- 350 20. Jolles S, Chapel H, Litzman J. When to initiate immunoglobulin replacement therapy (IGRT) in  
351 antibody deficiency: a practical approach. *Clinical and experimental immunology*. 2017;188(3):333-  
352 41.
- 353 21. Kayhty H, Peltola H, Karanko V, Makela P. The protective level of serum antibodies to the  
354 capsular polysaccharide of *Haemophilus influenzae* type b. *Journal of Infectious Disease*.  
355 1983;147:1100.
- 356 22. Chua I LM, Charalambous BM, Workman S, Chee R, Grimbacher B. Pathogen-specific IgG  
357 antibody levels in immunodeficient patients receiving immunoglobulin replacement do not provide  
358 additional benefit to therapeutic management over total serum IgG. *The Journal of Allergy and*  
359 *Clinical Immunology*. 2011;127(6):1410-1.
- 360 23. Colombet I, Saguez C, Sanson-Le Pors M-J, Coudert B, Chatellier G, Espinoza P, et al.  
361 Diagnosis of tetanus immunization status: multicenter assessment of a rapid biological test. *Clinical*  
362 *and diagnostic laboratory immunology*. 2005;12(9):1057-62.
- 363 24. Tungaraza TE, Ahmed W, Chira C, Turner E, Mayaki S, Nandhra HS, et al. Prescribing pattern  
364 of clozapine and other antipsychotics for patients with first-episode psychosis: a cross-sectional  
365 survey of early intervention teams. *Therapeutic advances in psychopharmacology*. 2017;7(3):103-11.
- 366 25. Holding S, Khan S, Sewell WA, Jolles S, Dore PC. Using calculated globulin fraction to reduce  
367 diagnostic delay in primary and secondary hypogammaglobulinaemias: results of a demonstration  
368 project. *Annals of Clinical Biochemistry*. 2015;52(3):319-26.



- 369 26. Taylor DM, Paton C, Kapur S. The Maudsley Prescribing Guidelines. 10th ed: Informa  
370 Healthcare; 2009.
- 371 27. Jolles S, Borrell R, Zouwail S, Heaps A, Sharp H, Moody M, et al. Calculated globulin (CG) as a  
372 screening test for antibody deficiency. *Clinical and experimental immunology*. 2014;177(3):671-8.
- 373 28. Pecoraro A, Jolles S, Crescenzi L, Varricchi G, Marone G, Savoia M, et al. Validation of  
374 Calculated Globulin (CG) as a Screening Test for Antibody Deficiency in an Italian University Hospital.  
375 *Current Pharmaceutical Biotechnology*. 2018;19(9):728-33.
- 376 29. Fernandez-Egea E, Vértes PE, Flint SM, Turner L, Mustafa S, Hatton A, et al. Peripheral  
377 Immune Cell Populations Associated with Cognitive Deficits and Negative Symptoms of Treatment-  
378 Resistant Schizophrenia. *PLoS one*. 2016;11(5):e0155631-e.
- 379 30. Bonilla FA, Barlan I, Chapel H, Costa-Carvalho BT, Cunningham-Rundles C, de la Morena MT,  
380 et al. International Consensus Document (ICON): Common Variable Immunodeficiency Disorders.  
381 *The journal of allergy and clinical immunology In practice*. 2016;4(1):38-59.
- 382 31. Ponsford M, Pecoraro A, Jolles S. Clozapine-associated secondary antibody deficiency.  
383 *Current Opinion in Allergy and Clinical Immunology*. 2019; epub ahead of print.
- 384 32. Consortium SWGotPG. Biological insights from 108 schizophrenia-associated genetic loci.  
385 2014;511(7510):421-7.
- 386 33. Ballon J, Stroup TS. Polypharmacy for schizophrenia. *Current opinion in psychiatry*.  
387 2013;26(2):208-13.
- 388 34. Legge SE, Hamshere M, Hayes RD, Downs J, O'Donovan MC, Owen MJ, et al. Reasons for  
389 discontinuing clozapine: A cohort study of patients commencing treatment. *Schizophrenia research*.  
390 2016;174(1-3):113-9.
- 391 35. Kelly C, McCreddie R. Smoking Habits, Current Symptoms, and Premorbid Characteristics of  
392 Schizophrenic Patients in Nithsdale, Scotland. *American Journal of Psychiatry*. 1999;156(11):1751-7.
- 393 36. Bello S, Menéndez R, Antoni T, Reyes S, Zalacain R, Capelastegui A, et al. Tobacco Smoking  
394 Increases the Risk for Death From Pneumococcal Pneumonia. *Chest*. 2014;146(4):1029-37.
- 395 37. Brandsma C-A, Hylkema MN, Geerlings M, van Geffen WH, Postma DS, Timens W, et al.  
396 Increased levels of (class switched) memory B cells in peripheral blood of current smokers.  
397 *Respiratory research*. 2009;10(1):108-.
- 398 38. Wirsum C, Glaser C, Gutenberger S, Keller B, Unger S, Voll RE, et al. Secondary Antibody  
399 Deficiency in Glucocorticoid Therapy Clearly Differs from Primary Antibody Deficiency. *Journal of*  
400 *Clinical Immunology*. 2016;36(4):406-12.
- 401 39. Ursini F, Russo E, Pellino G, D'Angelo S, Chiaravalloti A, De Sarro G, et al. Metformin and  
402 Autoimmunity: A "New Deal" of an Old Drug. *Frontiers in immunology*. 2018;9:1236-.
- 403 40. Eom T-H, Lee H-S, Jang P-S, Kim Y-H. Valproate-induced panhypogammaglobulinemia.  
404 *Neurological Sciences*. 2013;34(6):1003-4.
- 405 41. Idanpaan-Heikkilä J, Alhava E, Olkinuora M, Palva I. Letter: clozapine and agranulocytosis.  
406 *Lancet*. 1975;306(7935):611.
- 407 42. Røge R, Møller B, Andersen C, Correll C, Nielsen J. Immunomodulatory effects of clozapine  
408 and their clinical implications: what have we learned so far? *Schizophrenia Research*.  
409 2012;140(1):204-13.
- 410 43. Green LK, Zareie P, Templeton N, Keyzers RA, Connor B, La Flamme AC. Enhanced disease  
411 reduction using clozapine, an atypical antipsychotic agent, and glatiramer acetate combination  
412 therapy in experimental autoimmune encephalomyelitis. *Multiple sclerosis journal - experimental,*  
413 *translational and clinical*. 2017;3(1):2055217317698724-.
- 414 44. NICE. Psychosis and schizophrenia in adults: prevention and management  
415 <https://www.nice.org.uk/guidance/cg1782014>.
- 416 45. Seminog OO, Goldacre MJ. Risk of pneumonia and pneumococcal disease in people with  
417 severe mental illness: English record linkage studies. *Thorax*. 2013;68(2):171-6.
- 418 46. Haddad PM. Current use of second-generation antipsychotics may increase risk of  
419 pneumonia in people with schizophrenia. *Evidence based mental health*. 2013;16:109.

- 420 47. Milford Ward A SJ, Rowbottom A, Wild GD,. PRU Handbook of Clinical Immunology. 2004;9th  
421 Edition:103-4.
- 422 48. Comans-Bitter WM, de Groot R, van den Beemd R, Neijens HJ, Hop WCJ, Groeneveld K, et al.  
423 Immunophenotyping of blood lymphocytes in childhood: Reference values for lymphocyte  
424 subpopulations. The Journal of Pediatrics. 1997;130(3):388-93.
- 425 49. Morbach H, Eichhorn EM, Liese JG, Girschick HJ. Reference values for B cell subpopulations  
426 from infancy to adulthood. Clinical and Experimental Immunology. 2010;162(2):271-9.

427

428

429

430

431

432

433 **Table 1: Immunology assessment summary at initial clinical visit**

434

	Schizophrenia with history of clozapine use (median, range)	Adult reference range (5-95 <sup>th</sup> percentile unless indicated*)
Number	17	
Age, years (median, range)	50 (36-63)	
Gender (M:F)	11:6	
Neutrophils (median, range)	4.3 (2.0-10.2)	1.7-7.5 x10 <sup>9</sup> /L
Lymphocytes (median, range)	1.3 (0.8-2.1)	1.0-4.5 x10 <sup>9</sup> /L
IgG	3.20 (1.20-6.65)	6.00-16.0g/L
IgA	0.26 (0.05-0.81)	0.80-4.00g/L
IgM	0.17 (0.05-0.64)	0.50-2.00g/L
CD3+ T-cells	930 (380-1960)	800-2500 x10 <sup>6</sup> /L
CD3+CD4+ T helper cells	600 (110-1350)	400-1500 x10 <sup>6</sup> /L
CD3+CD8+ Cytotoxic T-cells	230 (60-560)	200-1100 x10 <sup>6</sup> /L
CD19+ B-cells	260 (100-450)	50-500 x10 <sup>6</sup> /L
CD56+ Natural Killer cells	90 (20-460)	80-650 x10 <sup>6</sup> /L
Naïve B-cells (%B) (n=14)	83.8 (23.6-95.8)	58-79.6%*
Marginal zone-like B-cells (%B) (n=14)	11.0 (3.1-71.2)	7.4-21.4%*
Class-switched memory B-cells (%B) (n=16)	1.6 (0.2-11.6)	7.2-18.9%*
Plasmablasts (%B) (n=6)	0.01 (0-0.04)	0.4-3.6*
Reference ranges for immunoglobulins (47), lymphocyte subsets (48) represent 5 <sup>th</sup> – 95 <sup>th</sup> percentiles; *B-cell adult reference ranges represent interquartile range, adapted from (49).. See also supplementary table S1 for individual values.		

435

436

437

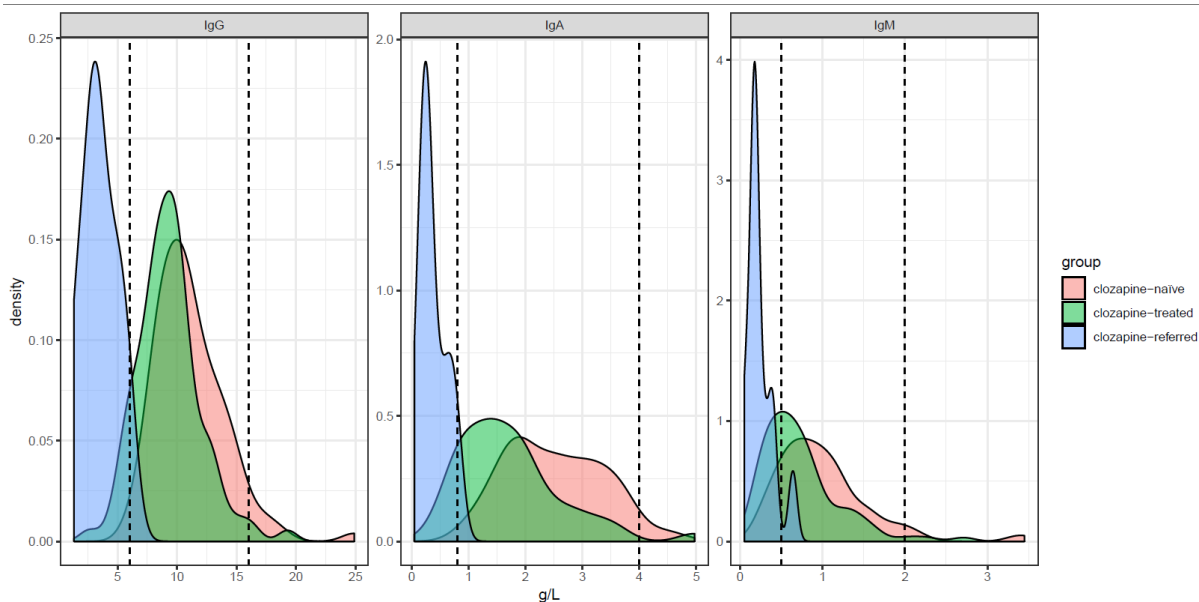
438

439

440 **Figure 1: Immunoglobulin distribution in referred relative to referral cohort**  
441 **populations**

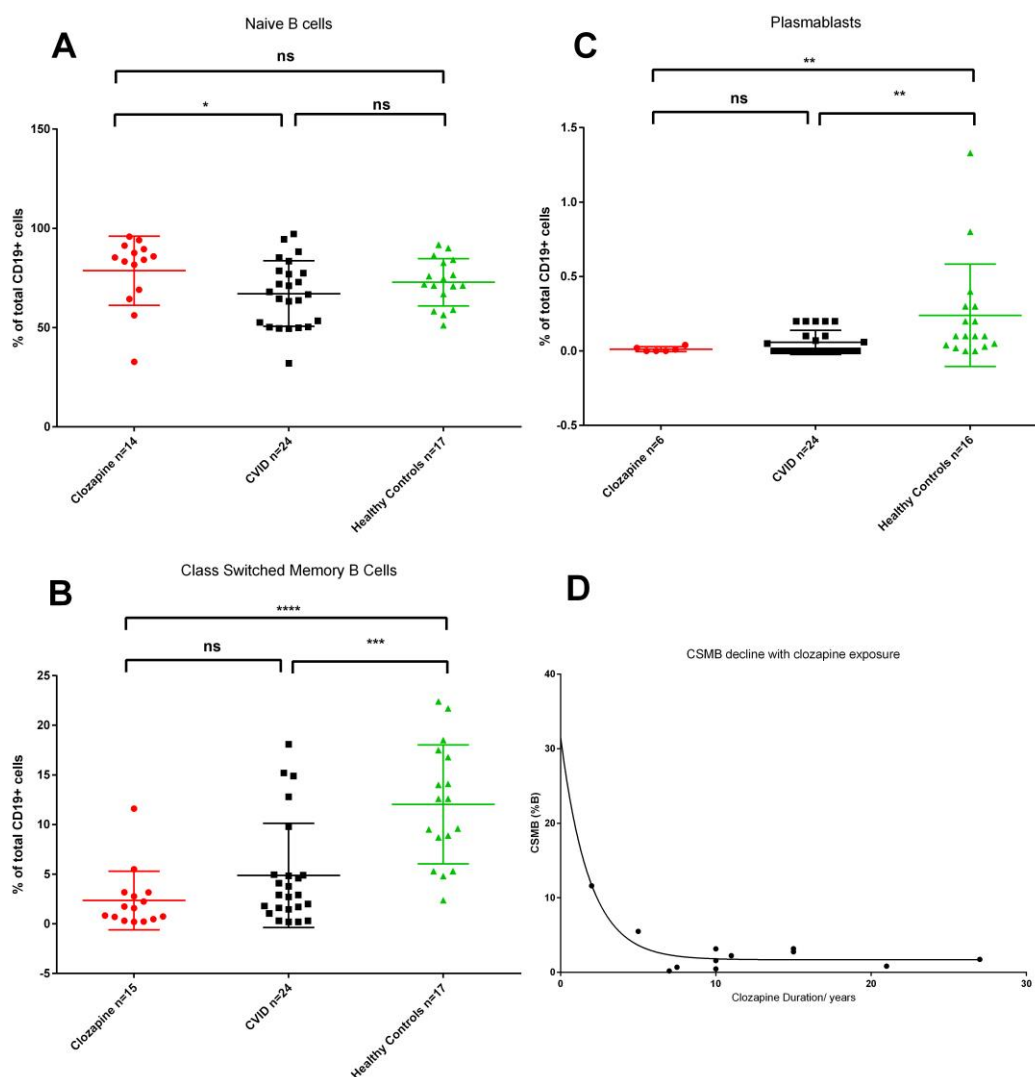
442 Density plot showing distribution of serum immunoglobulin levels in patients receiving clozapine  
443 referred for Immunology assessment (light blue, n = 13 following removal of 4 patients n = 2 due to  
444 haematological malignancy and n = 2 previously included within the case-control study). Serum  
445 immunoglobulin distributions for clozapine-treated (green, n = 94) and clozapine-naive (pink, n = 98)  
446 antipsychotic treated Welsh schizophrenia cohorts are also shown for reference; adapted from (12).  
447 Dotted lines indicate the 5<sup>th</sup> and 95<sup>th</sup> percentiles for healthy adults.

448



449 **Figure 2: B-cell immunophenotyping in clozapine-treated patients and**  
 450 **healthy controls**

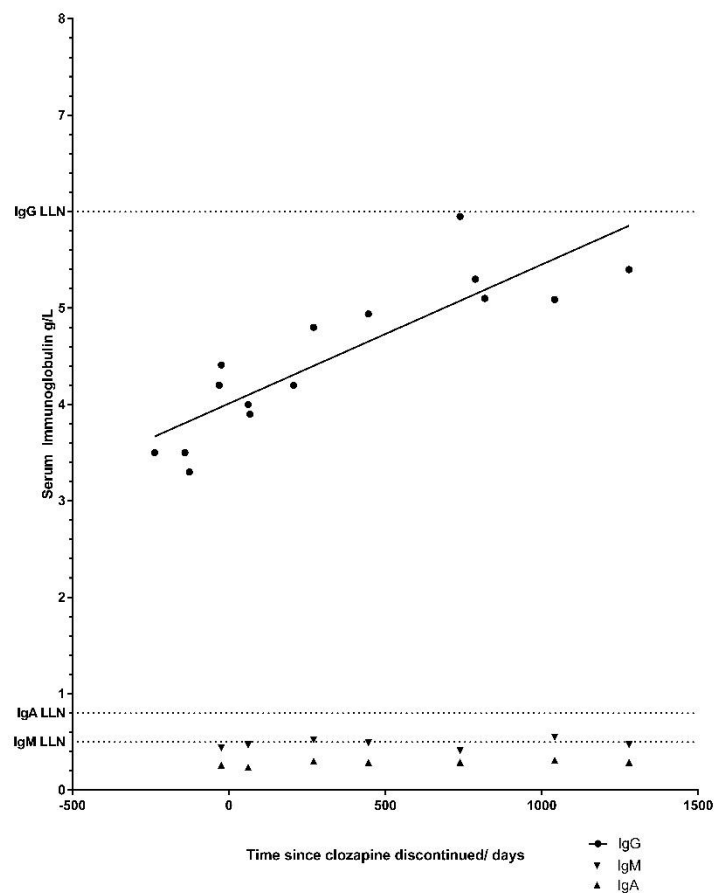
451 B cell subsets in patients with schizophrenia with history of clozapine therapy (numbers as  
 452 shown), common variable immunodeficiency (CVID) and healthy controls. B-cell subsets  
 453 gated on CD19+ cells and defined as follows: **A:** Naïve B-cells (CD27-IgD+IgM+), **B:** Class-  
 454 switched Memory B-cells (CD27-IgD-IgM-), and **C:** Plasmablasts (CD21intCD38hiIgM+/-).  
 455 Non-parametric Mann-Whitney testing performed given non-normally distributed data, \*-  
 456  $p < 0.05$ , \*\*-  $p < 0.01$ , \*\*\*-  $p < 0.001$ , \*\*\*\*-  $p < 0.0001$ ; see text for probability values. **D:** Decline  
 457 in CSMB levels relative to duration of clozapine exposure where available (data from 14  
 458 patients following exclusion of haematological malignancy cases where duration unclear)  
 459 Line of best fit shown follows exponential decay modelling, R square = 0.8316.



460 **Figure 3: Gradual recovery of serum IgG post-discontinuation of Clozapine in**  
461 **a single patient without recourse to immunoglobulin replacement.**

462 LLN= lower limit of normal.

463



464 **Supplementary S1: Clinical and Immunological Information for individual**  
465 **clozapine-treated patients**

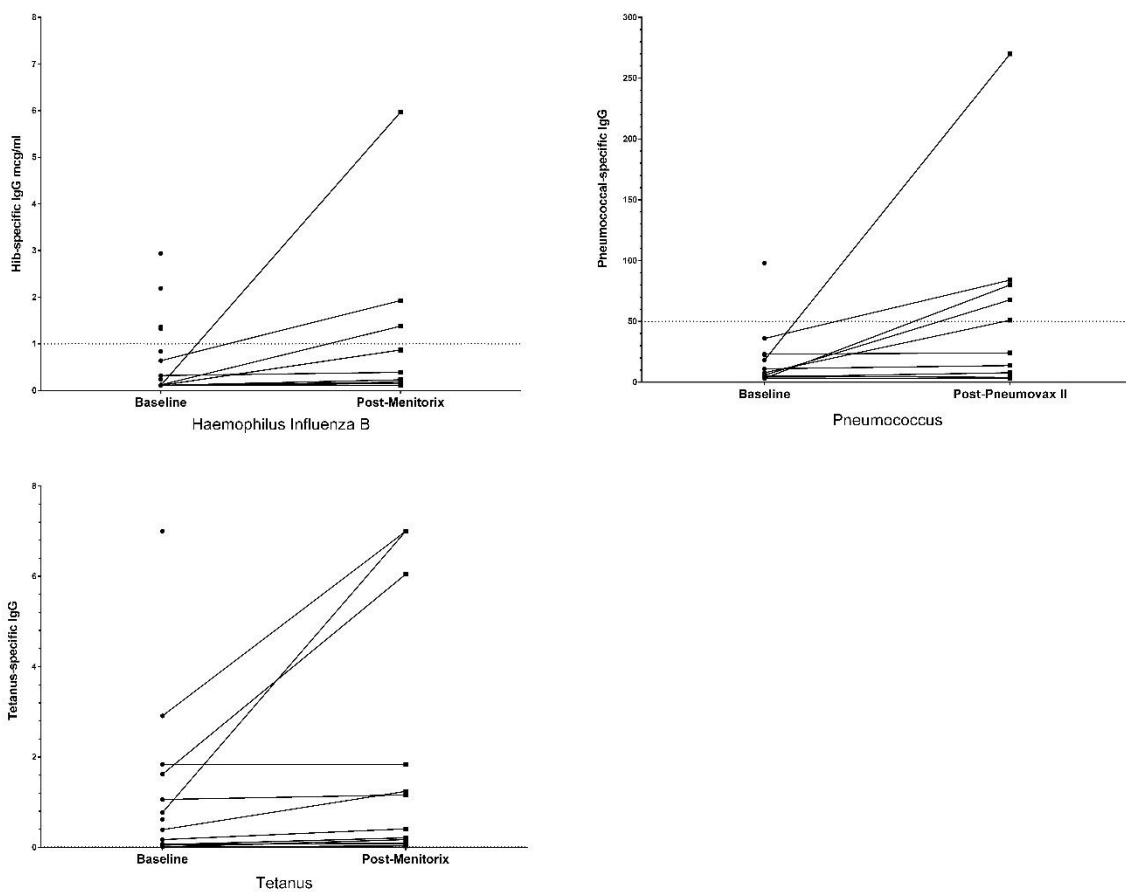
466 - Attached as separate .xls file

467 **Supplementary S2: Contingency Table Outcomes modelling difference**  
468 **prevalence of clozapine use within the Welsh Schizophrenia population**

469 - Attached as separate .docx file

470 **Supplementary Figure, S3: Vaccine specific-IgG response assessment**

471 See text and supplementary S1 for details.



472

473

474

475

476

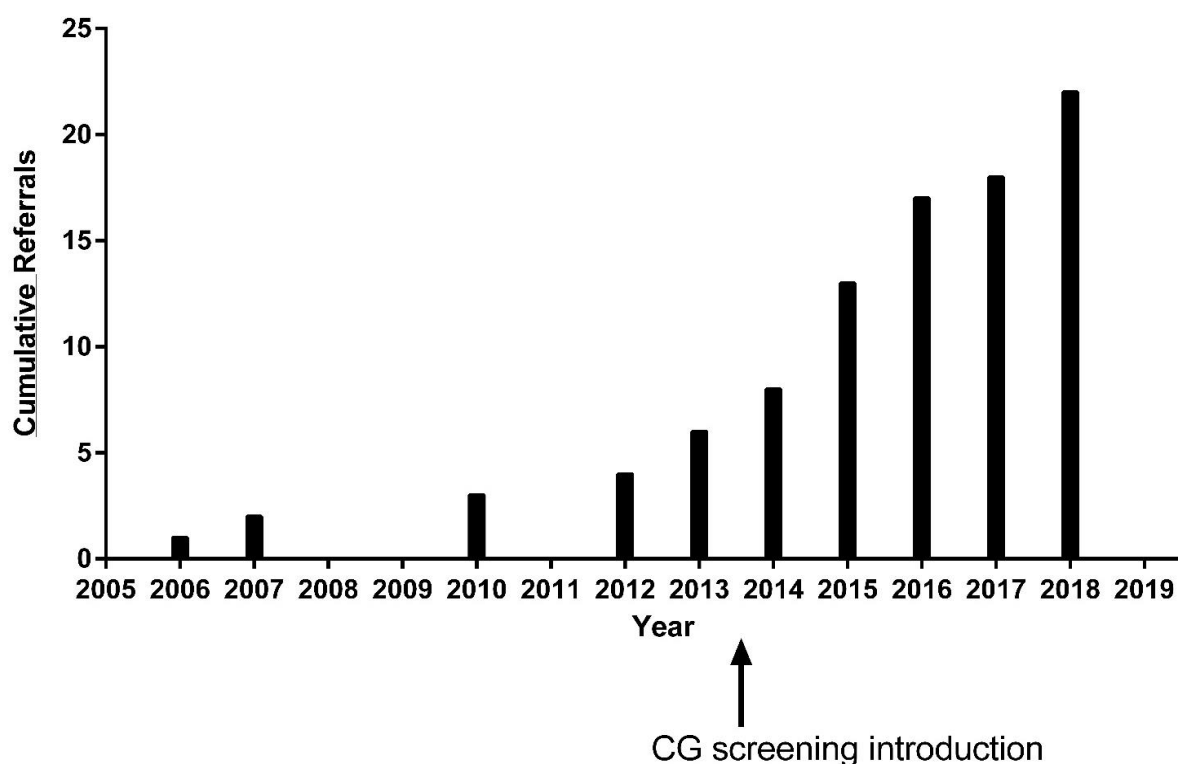
477

478



479 **Supplementary, S4: Cumulative Referrals to ICW with a diagnosis of**  
480 **schizophrenia in relation to introduction of calculated globulin screening.**

481 The national calculated globulin screening programme was setup during 2014, with roll-out  
482 complete across all health boards by November 2014. Consequently, any adult liver function  
483 test with low calculated globulin triggers the laboratory comment "*Low calculated globulin-*  
484 *may represent antibody deficiency. Consider immunoglobulins if there is a history of*  
485 *infections*".



486

487

488

489

490

491

492 **Kudos Plain Language Summary:**

493 The introduction of clozapine in the 1950s was a major therapeutic advance in the  
494 treatment of schizophrenia. It remains the gold standard therapy for approximately 3/10  
495 individuals who fail to respond to initial management. Overall clozapine improves symptoms  
496 and saves lives. Recent studies (2018) have suggested that clozapine therapy may be  
497 associated with a block in antibody production (causing antibody-deficiency). This would  
498 predict patients receiving this therapy to be more likely to experience infections (such as  
499 pneumonia). This work examines patients referred to a major immunology centre since  
500 2005, with focus on those receiving antipsychotic medicines (including clozapine). As  
501 predicted by the authors (but against the normal pattern of prescribing), clozapine was the  
502 most common antipsychotic used by patients referred with antibody deficiency. The authors  
503 go on to define the clinical and immunological features of this group, highlighting a close  
504 similarity to individuals without a known cause of antibody deficiency. Several clozapine-  
505 treated patients went on to receive antibody replacement therapy, successfully reducing  
506 their infection rate. By following these patients over time, they also saw that in one patient  
507 who stopped clozapine treatment that this was associated with a gradual return in their  
508 major antibody (IgG). This adds support to the argument that clozapine therapy is  
509 associated with a drug-related (secondary) antibody deficiency. This is an important finding  
510 for immunologists around the work, who could easily confuse a drug-related cause of  
511 antibody deficiency with an inherited (primary) case. The authors remain cautious and  
512 suggest further studies are needed with greater size and following patients before and after  
513 they start/stop clozapine. This is because the disease processes underlying both  
514 schizophrenia and primary antibody deficiency remain largely unknown: meaning there  
515 could be important shared mechanisms linking both conditions.