

1 **The Pandemic Journaling Project:**  
2 **A new dataset of first-person accounts of the COVID-19 pandemic**  
3  
4

5 Sarah S. Willen<sup>1,2</sup>, Katherine A. Mason<sup>3,4</sup>, Heather M. Wurtz,<sup>5</sup> Sebastian Karcher<sup>6,7\*</sup>  
6  
7

8 <sup>1</sup> Department of Anthropology, University of Connecticut, 354 Mansfield Road, Storrs,  
9 Connecticut, United States of America  
10

11 <sup>2</sup> Research Program on Global Health and Human Rights, Gladstein Family Human  
12 Rights Institute, University of Connecticut, 405 Babbidge Road, Storrs, Connecticut,  
13 United States of America  
14

15 <sup>3</sup> Department of Anthropology, Brown University, Box 1921, Providence, Rhode Island,  
16 United States of America  
17

18 <sup>4</sup> Population Studies and Training Center, Brown University, 68 Waterman Street,  
19 Providence, Rhode Island, United States of America  
20

21 <sup>5</sup> University of Southern California, Department of Population and Public Health  
22 Sciences, 1845 N Soto St, Los Angeles, CA, United States of America  
23

24 <sup>6</sup> Department of Political Science, Eggers Hall, Syracuse University, New York, United  
25 States of America  
26

27 <sup>7</sup> Qualitative Data Repository, Eggers Hall 346, Syracuse University, New York, United  
28 States of America  
29

30  
31 \* Corresponding author  
32  
33  
34  
35

## 36 **ABSTRACT**

### 37 **Background**

38           The rapid global spread of the COVID-19 pandemic affected different regions,  
39 communities, and individuals in vastly different ways that interdisciplinary social  
40 scientists are well-positioned to document and investigate. This paper describes an  
41 innovative mixed-methods dataset generated by a research study that was designed to  
42 chronicle and preserve evidence of the pandemic's divergent effects: the Pandemic  
43 Journaling Project (PJP). The dataset was generated by leveraging digital technology to  
44 invite ordinary people around the world to document the impact of the COVID-19  
45 pandemic on their everyday lives over a two-year period (May 2020-May 2022) using  
46 text, images, and audio.

### 48 **Methods and Findings**

49           PJP's weekly, online, bilingual (English/Spanish) journaling platform was open to  
50 anyone with access to a smartphone or computer, including teens aged 15–17 with  
51 permission of a parent or guardian. Participants first completed a baseline quantitative  
52 survey, after which they were invited to create two journal entries in response to  
53 suggested narrative prompts. In each subsequent week, participants received weekly  
54 invitations to contribute via their choice of email or SMS (text message). Each invitation  
55 included a link to that week's journaling prompts and accompanying survey questions.

56           Participants could join the project at any point between May 2020 and May 2022.  
57 PJP employed a cohort design. Regardless of when they joined, all received the

58 narrative prompts and accompanying survey questions in the same order. Participants  
59 could stop participating at any point, and they could later restart if they wished. The  
60 project welcomed any interested participant and sought to capture as broad a range of  
61 perspectives as possible, while also taking measures to include voices that might not  
62 otherwise be preserved in the historical record.

63 The project launched in May 2020. In the two years it operated as a weekly  
64 journaling platform, PJP generated nearly 27,000 individual journal entries from over  
65 1,800 people in 55 countries around the world. Data from PJP's first phase (PJP-1) are  
66 now accessible at the Qualitative Data Repository (QDR) at Syracuse University.

67

## 68 **Conclusions**

69 The first phase of the Pandemic Journaling Project has produced an innovative  
70 multimedia dataset that can support studies of how the COVID-19 pandemic has  
71 affected a wide range of communities across a wide range of outcomes including  
72 mental health, reproductive health, vaccine hesitancy, and trust in health professionals,  
73 among others. The dataset is available to researchers who follow established data  
74 protection protocols and procedures. These data protection measures will be in place  
75 for 25 years, through 2049, after which all PJP-1 data will become a fully accessible  
76 public archive via QDR.

77

78

79

80

## 81 INTRODUCTION

82           When the COVID-19 pandemic began spreading rapidly around the globe,  
83 experts struggled to understand the epidemiology of the virus; to produce narratives that  
84 anxious publics could understand; and to generate practical guidelines that could  
85 interrupt viral transmission and minimize morbidity and mortality. As this new virus  
86 jumped across borders, countries, and continents, it quickly became clear that different  
87 regions, communities, and individuals would be affected in vastly different ways. In that  
88 confusing moment, we found ourselves asking: How could these divergent effects be  
89 chronicled and preserved? This paper describes a mixed-methods dataset generated by  
90 a research study designed to address precisely this question: the Pandemic Journaling  
91 Project (PJP).

92           Created by medical anthropologists with support from an interdisciplinary team of  
93 collaborators, PJP was designed to give ordinary people around the world a chance to  
94 chronicle the ongoing impact of the COVID-19 pandemic on their lives, in real time,  
95 using a smartphone or other electronic device. The platform was fully bilingual in  
96 English and Spanish, but participants could create their entries in any language. The  
97 project launched in May 2020, just weeks after the World Health Organization declared  
98 COVID-19 a pandemic. In the two years PJP operated as a weekly journaling platform,  
99 it generated a comprehensive trove of nearly 27,000 individual journal entries from over  
100 1,800 people in 55 countries around the world.

101           Data from PJP's first phase (PJP-1) are now accessible at the Qualitative Data  
102 Repository (QDR) at Syracuse University.[1] For a period of 25 years, through 2049,  
103 PJP-1 data will be accessible via QDR to interested researchers who obtain appropriate

104 permissions, follow QDR's standard data protection protocols, and follow the  
105 procedures and policies outlined in PJP's Terms of Access Agreement and in  
106 accordance with their own institutional IRBs. From 2049 onward, all PJP-1 data will  
107 become a fully accessible public archive via QDR.

108         A number of features distinguish PJP from other COVID-19 archival projects [see,  
109 e.g., 2–6]. First and foremost is its dual mission. PJP was designed to accomplish a key  
110 research goal while also providing meaningful benefit for research participants. As a  
111 research endeavor, PJP's primary objective was to “pre-design an archive” of COVID-  
112 19 narratives and experiences that would provide health researchers, and scholars in  
113 other fields, fine-grained insight into the impact of the COVID-19 pandemic on  
114 individual, family, and communal lives. For participants, it provided a chance to take a  
115 few minutes each week to reflect on how the pandemic was affecting their lives. Each  
116 new entry became part of a weekly journal that participants could download securely at  
117 any point and keep for themselves, while also knowing that their journals would become  
118 part of the growing collaborative archive we were building together.

119         A second distinguishing feature of PJP is its multimedia nature. Journal entries  
120 could be submitted in text format, as images, or as audio journal entries. Not only did  
121 the project's broad definition of journaling yield a multimedia trove of data, but it also  
122 encouraged participation from participants who were interested in chronicling their  
123 experience but preferred to express themselves in modalities other than writing.

124         A third key feature of PJP is its mixed-methods design. To supplement their  
125 qualitative journal entries, participants completed a comprehensive baseline survey  
126 upon enrollment that collected self-reported data on a broad range of topics including

127 demographics; health status (on physical and mental health); COVID-19 exposure and  
128 mitigation; health insurance; political leanings; media consumption practices; and  
129 degree of trust in government and institutions. Some quantitative measures (e.g., items  
130 on health, COVID-19 exposure and mitigation, and trust in government) were then  
131 repeated in subsequent weeks, yielding insight into change over time.

132 Other key features of PJP include its longitudinal approach — and its global  
133 reach. Unlike COVID-19 projects that gathered data in a single location at a specific  
134 moment in time,[e.g., 2,3] PJP enabled participants to participate weekly for an extended  
135 period of weeks, months, or even years — and it drew participants from 55 countries.  
136 Finally, PJP is distinguished by equity-oriented and human-rights based commitments  
137 that influenced the data collection process and, as a result, the dataset itself.[7] The PJP  
138 interface was designed to be as accessible and inclusive as possible, and our  
139 recruitment efforts were crafted to encourage participation from minoritized communities  
140 whose perspectives might otherwise be neglected or overlooked. Participants were able  
141 to make decisions about what kind of knowledge was collected, and on what terms. In  
142 addition, they were able to access and keep the data they contributed by downloading  
143 their journals.

144 Below, we introduce this mixed-methods dataset, beginning with a discussion of  
145 the rationale for creating PJP and its overall goals and objectives. A detailed description  
146 of the research methods and materials included in this dataset follows. Here we pay  
147 particular attention to the team’s unconventional decision, as anthropologists, to deposit  
148 our data in a publicly accessible data repository. We also highlight the formative role of  
149 the collaboration between PJP and QDR, which began during our initial study design

150 and continued through the data collection process and into the construction and  
151 composition of the dataset. We then discuss the dataset itself, including the data  
152 gathered and the value of collecting multimedia materials. The subsequent section  
153 introduces some of the analyses already conducted using PJP-1 data, which explore  
154 the impact of COVID-19 on a range of specific groups and topics. We conclude with a  
155 discussion of the broader significance of the PJP-1 dataset and future analytic  
156 possibilities it opens up for health researchers in the near- and longer-term.

157

## 158 **“PRE-DESIGNING AN ARCHIVE”:**

### 159 **INTERDISCIPLINARY RATIONALE**

160 PJP’s project of “pre-designing an archive” of COVID-19 narratives and experiences  
161 has three core dimensions. First, it enabled individual participants to create a personal  
162 archive that was theirs to keep and use as they wished. Second, it generated a freely  
163 accessible, curated public archive — our “Featured Entries” page.[8] Finally, and most  
164 importantly from a scientific standpoint, it generated a collection of nearly 27,000  
165 COVID-19 narratives and experiences that other researchers can access and analyze,  
166 now and well into the future.

167 Achieving this aim involved a multi-stage process that began with the project’s  
168 inception in Spring 2020, against the backdrop of an unfolding global crisis. At that early  
169 point, the team quickly reached a number of key decisions, including decisions about (1)  
170 the analytic goals of the project; (2) its disciplinary and interdisciplinary commitments;  
171 (3) the need to balance research goals with a commitment to providing participants a

172 meaningful opportunity to chronicle their experiences; (4) ethical considerations (for  
173 instance, protecting participants' confidentiality while ensuring they could securely  
174 access their own journals at any point); (5) data security; and (6) data curation and  
175 accessibility, both near-term and long-term. All of these decisions were made during a  
176 period of major disruption to the everyday operations of our respective institutions,  
177 institutional review boards, etc., and to the professional and personal lives of all  
178 involved research partners and potential participants. In conceptualizing the project and  
179 working through these decisions, we knew that the sooner the project launched, the  
180 more robust and useful the findings ultimately would be from a research standpoint. The  
181 preparation stage, from initial conceptualization through seed fundraising, IRB approval,  
182 and launch of the journaling platform in late May 2020, took nine weeks.

183 As an archival endeavor, PJP is grounded in a commitment to democratizing the  
184 process of knowledge production, and to the human right to access and participate in  
185 science.[7] According to United Nations Special Rapporteur on the Right to Science  
186 Alexandra Xanthaki, science is a common good, and “the right to participate in science  
187 [is] an element of the right to participate in cultural life.” [9] From this standpoint, the  
188 practice of science must be “based on the principles of the universality and indivisibility  
189 of rights, non-discrimination, equality, participation and respect for cultural diversity,  
190 including scientific diversity,” and it should include “the democratization of science and  
191 its production.” [ibid] Put differently, scientific endeavors must be designed to comport  
192 with human rights frameworks and to hold benefit for humanity writ large.

193 PJP pursues these goals using three main strategies: *grassroots collaborative*  
194 *ethnography, archival activism, and anticipatory archiving*. First, “grassroots



195 collaborative ethnography” reflects our goal of empowering people to see their own  
196 stories as worth telling, and sharing. PJP has not only provided the means to do so in  
197 concrete ways, but we also have sought out opportunities to co-produce knowledge in  
198 collaboration with our interlocutors.[10,11] A second strategy, “archival activism,” is  
199 rooted in our “strategic commitment to facilitating equitable history-telling in the future  
200 through inclusive collection and preservation practices in the present.”[10,12] PJP’s  
201 motto, posted on the project website,[13] points to this core commitment: “*Usually,*  
202 *history is written only by the powerful. When the history of COVID-19 is written, let’s*  
203 *make sure that doesn’t happen.*” Finally, our approach to archival activism is rooted in a  
204 commitment to “anticipatory archiving,” which has four dimensions:

205 (1) a recognition that the “now” has historic significance, (2) a plan to  
206 systematically document current events, (3) forward-looking reflection on how  
207 people might use the data in the future, and (4) a commitment to letting that future-  
208 oriented thinking shape collection efforts in the present.[14]

209 While the theoretical elaboration of these strategies emerged over time, the underlying  
210 commitments that define them were part of PJP’s design from the outset and have thus  
211 informed the shape of the dataset.

212 Since the project’s launch, research participants have participated in the process  
213 of scientific knowledge production in various ways, but one dimension stands out in  
214 particular: data that participants generated has always belonged to them as much as it  
215 has belonged to PJP. Throughout the PJP-1 data collection process, participants could  
216 log in securely at any point to access, view, and download their journal entries via a  
217 user-friendly, secure interface. Beyond the data creation and collection process,

218 participants have been given as much control as possible over how, where, and when  
219 their contributions are used outside of the formal data creation and analysis process.  
220 For example, the public-facing “Featured Entries” page displays only journal entries that  
221 contributors have granted explicit permission to share in that space. Importantly, the  
222 Featured Entries page was designed to be different from social media in that visitors to  
223 the page can view (or, in the case of audio entries, hear) contributions, but the page  
224 offers no mechanism for direct interaction (i.e., “liking,” commenting, or otherwise  
225 responding either publicly or privately, through direct messaging). By excluding  
226 interactive features that tend to be standard on social media sites, we created a space  
227 in which visitors could share personal experiences, and encounter those of others,  
228 without risk of judgment.

229         The team has also worked directly with contributors in creating a multimedia  
230 exhibition of PJP photos and audio clips that traveled to five cities in four countries in  
231 2022-23 (*Picturing the Pandemic: Images from the Pandemic Journaling Project*; see  
232 <https://picturingthepandemic.org/>). The team cataloged and reviewed all audio and  
233 visual contributions, then selected a subset of materials for potential display. Materials  
234 included in the exhibition were only displayed after obtaining explicit permission from  
235 participants and asking participants for additional information about themselves or their  
236 contribution they might want to include on display. News of the exhibitions was shared  
237 with all PJP participants, and many who lived nearby attended a local launch or visited  
238 at a later opportunity.

239

## 240 **METHODS AND MATERIALS**

241 Below we describe the methods involved in generating the PJP-1 dataset, including key  
242 decisions taken at the outset, followed by an overview of the materials deposited at  
243 QDR. PJP-1 was approved as a research study by the Institutional Review Board (IRB)  
244 at the University of Connecticut (Protocol #: HR20-0065). All participants who gave  
245 consent to participate in PJP-1 agreed to have their data deposited for sharing with  
246 other researchers and, in 25 years, as an ungated, publicly accessible archive.

247

## 248 **Methods**

### 249 **Recruitment and Sampling**

250 PJP's bilingual platform was open to anyone with access to a smartphone or  
251 computer, including teens ages 15–17 with permission of a parent or guardian.  
252 Participants were introduced to the project in a variety of ways, among them the PJP  
253 website, professional networks, PJP's social media accounts (on Facebook, Instagram,  
254 and Twitter), faculty invitations to engage PJP in classroom settings, and media  
255 coverage of the project. Our Academic and Student Advisory Boards, who represent a  
256 wide range of racial/ethnic, socioeconomic, generational, and disciplinary backgrounds,  
257 also played key roles in disseminating news of PJP. Other key partners in dissemination  
258 included community organizations, high school administrators, and guidance counselors  
259 in our local areas, and beyond. We also gave community presentations and guest  
260 lectures about PJP in a wide range of settings, ranging from academic medical centers  
261 and university classrooms to urban charter schools and one religious congregation. We  
262 also supported several colleagues who were eager to introduce PJP in their own  
263 community-based research, teaching, and youth projects, including colleagues working

264 with high school students in Black communities in South Africa, Black university  
265 students in Brazil, and urban youth in central Mexico. One year after the project’s  
266 launch, in May 2021, we partnered with the Commission on Women, Children, Seniors,  
267 Equity, & Opportunity of the Connecticut State Legislature in organizing a virtual forum  
268 on, “Journaling During COVID Times.” At the virtual forum and in other public venues,  
269 members of some of our target groups (e.g., low-SES college students, young people of  
270 color, members of the LGBTQIA+ community, people with disabilities, people with  
271 immigrant backgrounds) have supported dissemination efforts by speaking directly  
272 about their own experiences of engagement with PJP. [e.g., 15,16] Recruitment of  
273 participants started on May 29, 2020 and closed two years later, on May 30, 2022.

274       Upon joining, participants received a study information sheet (available in English  
275 and Spanish; both versions included in the data repository), and electronically  
276 consented to participation. They provided a single piece of contact information — an  
277 email address or mobile phone number — which was used to distribute weekly  
278 invitations to participate. (Contact information has been stripped from the dataset.)

279       One key decision at the project outset involved the matter of sampling – or, in  
280 plain terms, the question of who could participate in PJP. Our decision reflected the  
281 need to bridge a scientific orientation to systematic sampling and comprehensive data  
282 collection, our human rights-based commitment to democratizing the process of  
283 knowledge production, and a humanities-oriented recognition that each individual voice  
284 has value in its own right. Rather than attempt to create a sample that was statistically  
285 representative of any particular population, we elected instead to welcome any  
286 interested participant and capture as broad a range of perspectives as possible, while

287 also taking measures to include voices that might not otherwise be preserved in the  
288 historical record.[16]

289 We took this more expansive approach for several reasons. First, while the  
290 project took care not to promise any sort of therapeutic benefit, we were aware of the  
291 evidence that some people experience mental health benefits from journaling and other  
292 forms of creative expression and reflection.[17,18] In a moment of global turmoil, we  
293 thus saw PJP as an opportunity to leverage our research skills and experience in a way  
294 that might yield some societal benefit. Rather than limit access to a potentially  
295 meaningful resource in such trying times, we elected instead to make PJP open and  
296 accessible to anyone interested — including teenagers aged 15-17, with  
297 parental/guardian consent.

298 A second reason for our expansive approach to recruitment derives from the  
299 interdisciplinary nature of PJP and the recognition that different kinds of data can  
300 support different types of analyses. PJP was not designed to produce generalizable  
301 results, but rather to create a robust dataset that could support a range of analyses that  
302 would not be possible through quantitative approaches alone, as we elaborate below.

303

## 304 **A Mixed-Methods Approach**

305 To support this goal, we developed a comprehensive baseline quantitative  
306 survey that participants completed in Week 1 before they began creating journal entries.  
307 Working in collaboration with political scientist Abigail Fisher Williamson, we designed a  
308 baseline survey that employed a combination of validated and original survey items on a  
309 wide range of topics including demographics (e.g., age, gender, income, country of

310 residence, etc.), political leanings, media consumption patterns, insurance status, self-  
311 reported physical and mental health status, COVID-19 exposure, COVID-related  
312 precautions, and loneliness/social isolation. Validated survey items were drawn, or in a  
313 few instances adapted, from a range of domain-specific sources on demographics (e.g.,  
314 Cooperative Congressional Election Study (CCES)), individual and collective views on  
315 health (e.g., American Health Values Survey (AHVS)), subjective experiences of mental  
316 health (e.g., the DeJong Gierveld Loneliness Scale and the PROMIS Scale), and  
317 COVID-related exposures and practices (e.g., Epidemic-Pandemic Impacts Inventory  
318 (EPII)).<sup>[19–23]</sup> As noted earlier, several sets of questions, including biweekly physical  
319 and mental health questions, were then repeated periodically, yielding quantitative  
320 measures of change over time that can be analyzed in conjunction with participants’  
321 qualitative entries.

322       Using these data to filter and generate subsets, researchers can analyze  
323 participants’ narrative writing to illuminate the lived experiences of specific demographic  
324 or professional groups, such as new mothers,<sup>[24]</sup> health care providers,<sup>[25]</sup> or college  
325 students.<sup>[26]</sup> Similarly, longitudinal journals make it possible to explore how participants’  
326 perspectives — as individuals and as members of multiple, overlapping demographic  
327 groups (e.g., retirees in the Northeastern US who live alone, or essential workers who  
328 are single parents living in urban areas) — changed over time.

329

## 330 **Data Collection**

331       All data were collected using the Qualtrics survey platform. The core of PJP-1  
332 involved weekly opportunities to create journal entries in the language and format of

333 their choice (text, image, and/or audio). After joining the project and completing the  
334 baseline survey, participants were then invited to create two journal entries in response  
335 to suggested narrative prompts.[27] In each subsequent week, participants received  
336 weekly invitations, via their choice of email or SMS (text message), to create new  
337 entries in their journals. Each invitation included a link to that week’s journaling prompts  
338 and accompanying survey questions.[28,29] The first journaling prompt was the same  
339 every week: “How is the coronavirus pandemic affecting your life right now?” The  
340 second entry involved a choice of two prompts, typically including one focused on  
341 subjective experience (e.g., “Think about the people closest to you. How has the  
342 pandemic affected them lately?”) and another with an external focus (e.g., “How has the  
343 pandemic affected your view of government and its role in your life?”).

344 Participants could join the project at any point between May 2020 and May 2022.  
345 PJP-1 employed a cohort design. Regardless of when they joined, all participants  
346 received the narrative prompts and accompanying survey questions in the same order  
347 (i.e., Week 1 questions followed by Week 2, etc.). Importantly, participants could stop  
348 participating at any point — or they could stop participating for a time and later restart.  
349 Retention was encouraged with a monthly raffle of three \$100 gift cards. All individuals  
350 who had contributed in a given month were eligible for that month’s raffle.

351

## 352 **Materials**

353 The dataset housed at QDR contains all qualitative journal entries and  
354 quantitative survey responses submitted to both the English and Spanish versions of  
355 the PJP-1 platform. An accompanying set of documents is included to help users

356 understand the design, scope, implementation, and public-facing dimensions of PJP. A  
357 full table of contents for the project can be found in Figure 1.[see also 30]

358

### 359 **Fig 1. Table of Contents to PJP-1 Dataset at QDR.**

360

361 The accompanying materials are organized in two groupings. The first set of  
362 documents (A. PJP-1 Descriptive Materials) includes all survey items and narrative  
363 prompts, including both the English and Spanish versions. A survey planning document  
364 enumerates the order in which survey items and narrative prompts were deployed,  
365 including the subset of survey items that were asked on repeated occasions. Other  
366 materials include a glossary of key terms, IRB-approved consent documents, and other  
367 explanatory materials. The second set (B. PJP Background Materials) includes  
368 documents outlining the personnel involved (key research personnel, project advisors,  
369 and student advisors), funding and sponsorship details, and a description of subsequent  
370 spin-off projects that were developed using adapted forms of the PJP platform. This set  
371 also includes full documentation of PJP's public-facing materials, including archived  
372 copies of all pages of the project website and screenshots of social media accounts  
373 (Instagram, Facebook, and Twitter).

374

### 375 **Data Curation**

376 The PJP team consulted with staff at QDR early on. Initial conversations focused  
377 on appropriate consent to allow sharing and archiving the data [31] and the general  
378 scope and volume of data to expect. In semi-regular consultations over the next few



379 years, PJP and QDR settled issues of file naming, file organization, and the types of  
380 accompanying documentation to include. The full dataset includes over 3,200 files (16  
381 documentation files, 23 files of background materials, 4 tabular datasets in Excel format,  
382 and 3,237 multi-media files shared by participants) that are systematically named and  
383 can be linked to individual survey responses. In preparing contributed materials for  
384 publication, QDR screened for duplicate and invalid files and ensured tabular data and  
385 multi-media files matched. PJP researchers and QDR consulted closely on the eventual  
386 structure of the project, ensuring that the published data meet both PJP's vision for the  
387 project and best standards for data archiving.[32] Finally, repository and researchers  
388 agreed on a workflow for handling data requests that reduces barriers for re-use while  
389 meeting the access conditions required by PJP. This model of early contact and  
390 sustained consultation between researchers and data repository and curators was  
391 essential for the successful realization of the long-term archiving of the project. We  
392 hope it can serve as a model for other large, complex qualitative and mixed-methods  
393 projects seeking to archive their data.

394

395

## 396 **THE DATASET**

397 As noted earlier, the PJP-1 dataset includes individual journal entries and  
398 accompanying quantitative survey responses from more than 1,800 participants hailing  
399 from 55 countries. Of nearly 27,000 journal entries in total, over 2,700 include images  
400 and over 300 are audio files. Below we provide a top-line overview of participant  
401 demographics, followed by a brief discussion of patterns of participation and attrition.

402

## 403 **Participant Demographics**

404 In total, 1,839 individuals joined the project between May 2020 and May 2022. Of  
405 this total, 92 percent (n=1,692) joined via the English-language platform and the  
406 remaining 8 percent (n=147) joined via the Spanish platform. While the interface itself  
407 was offered only in these two languages, participants could create journal entries in any  
408 language they wished. As a result, the dataset includes small sets of materials in  
409 Chinese, Bangla, and Portuguese in addition to English and Spanish.

410 As evident in Figure 1, the baseline survey yielded a rich array of quantitative  
411 insights into the demographics of individual participants. Participants could decline to  
412 answer questions, and some skipped one or more. For the most part, however,  
413 participants responded to most of the questions posed.

414 Nearly 80 percent of all participants (n=1,460; 79%) identified as women, 17  
415 percent (n=319) men, and two percent (n=39) identified with another gender category.  
416 In terms of age, nearly half (n=875) were between 15 and 29 years old, although  
417 participants ranged widely in age (see Fig 2). Nearly one-quarter were in their teens  
418 (n=428; 23%); almost one-quarter were in their 20s (n=447; 24%); just over one-quarter  
419 were in their 30s or 40s (n=462; 26%); and over one-quarter were 50 or older (n=483;  
420 27%). The youngest participant was born in 2006, and the oldest in 1931.

421

422 **Fig 2. PJP participants, by birth decade.**

423

424 In terms of highest level of educational attainment, nearly one-quarter of  
425 participants reported some college experience (n=417; 23%); over one-quarter held  
426 either an associate's or a bachelor's degree (487; 27%); and a full 35% (n=643) held a  
427 postgraduate degree. Of the remaining 15%, nearly all (n=247; 14%) had completed  
428 high school or a technical or vocational school, and just 1 percent (n=26) had not  
429 completed a high school education. Given the high proportion of student participants  
430 (n=497; 27%), it is likely that many of those reporting lower educational attainment were  
431 on a path toward entering the next category of educational attainment (and may have  
432 done so by the time the study was complete).

433 Participants were asked to indicate their annual household income in US dollars.  
434 Of those who provided their household income (n=1,227), three roughly equal groups  
435 reported a household income of less than \$50,000 (n=354; 29%), \$50-\$100K (n=351;  
436 29%), and \$100-200K (n=344; 28%). The remaining 25 percent reported income of over  
437 \$200K.

438 In terms of marital status, over half of participants were single (n=958; 52%), and  
439 nearly 40% were either married (n=601; 33%) or in a domestic partnership (n=112; 6%).  
440 Smaller numbers reported being divorced (n=93; 5%), widowed (n=35; 2%), or another,  
441 unspecified status (n=40; 2%).

442 Gathering data on participants' racial and/or ethnic background posed one  
443 notable challenge. We wanted the interface to be usable and relevant to participants  
444 around the globe, yet the racial/ethnic categories typically used in the US are not  
445 universally relevant or comprehensible, nor do they translate well into languages other  
446 than English. To address this challenge, we asked about racial/ethnic background in

447 two different ways. First, all participants who listed the US as their country of residence  
448 were presented with a closed-ended question based on US census categories that  
449 allowed respondents to mark more than one category, if relevant. In addition, all  
450 participants, regardless of country of residence, were offered an opportunity to name  
451 the “racial or ethnic group(s) that best describes you” in a separate, write-in question. Of  
452 US-based participants who responded to the first question (n=1,441; 78%), almost half  
453 described themselves solely as White (n=907; 49%). Eight percent identified as  
454 Hispanic/Latinx (n=151), and six percent identified respectively as Black (n=102) or  
455 Asian/Pacific Islander (n=111). Nine percent (n=170) identified with two or more  
456 racial/ethnic categories, or as something else.

457         These demographics can be interpreted in various ways. One might be inclined  
458 to focus on the heavy representation of White participants among those living in the US.  
459 From another angle, however, it is noteworthy that nearly 30% (n=534; 29%) identified  
460 with a category other than White. In addition, and perhaps most importantly, scholars  
461 interested in analyzing the qualitative journal entries will find relatively large numbers of  
462 participants in each of the non-White US census categories.

463         Participants were asked to share their employment status and, if relevant, to  
464 indicate whether they were employed as an “essential worker.” As noted earlier, over  
465 one-quarter (n=497; 27%) were students (see Fig 3). Of non-students, over half were  
466 employed either full time (n=679; 37%) or part time (n=315; 17%), with much smaller  
467 numbers reporting being homemakers (n=38; 2%), unemployed (n=59; 3%), or  
468 temporarily laid off (n=10; 0.5%).

469

470 **Fig 3. PJP participants, by employment status.**

471

472 Nearly one-quarter of participants characterized themselves as essential workers  
473 (n=444; 24%; see Fig 4). Of the essential workers who specified their type of work, the  
474 most common categories involved health care and other forms of care provision (n=130)  
475 or retail (n=46), with smaller numbers working in transportation (n=12),  
476 communications/information technology (n=12), or utilities and public works (n=8).

477

478 **Fig 4. Essential workers among PJP participants, by employment category.**

479

480 Geographically, participants hailed from 55 countries, with the vast majority  
481 coming from the United States (n=1,445), Mexico (n=85), and Canada (n=72), and  
482 smaller numbers from the Germany (n=16), United Kingdom (n=15), China (n=13),  
483 Brazil (n=13), and elsewhere (see Fig 5). Within the US, participants hailed from 46  
484 states plus Puerto Rico. Best represented regions included the Northeast, Midwest, and  
485 West Coast, and best represented states included New York (n=335), Connecticut  
486 (n=130), and California (n=127), followed by Michigan (n=77), Massachusetts (n=74),  
487 and Pennsylvania (n=54) (see Fig 6).

488 Given our recruitment strategy, we would not expect the demographics of the US  
489 sample in PJP-1 and the US population to match. Nevertheless, an understanding of  
490 how the PJP-1 sample differs from the US population is useful in interpreting PJP-based  
491 findings. The PJP sample skews heavily towards the Northeastern US, where the PJP  
492 team is located. PJP was successful in recruiting participants from diverse

493 socioeconomic statuses, broadly matching the US population. Despite significant efforts  
494 to increase the participation of non-White populations, they remain under-represented in  
495 PJP-1, although their rates of participation are higher than in common convenience  
496 samples, including those deemed comparatively diverse, such as Amazon MTurk  
497 workers. [33] Perhaps most striking is the stark gender imbalance among PJP-1  
498 participants. PJP is not the first qualitative study to face challenges in recruiting male  
499 participants. [34,35]

500         This pattern of participation raises multiple questions about the nature and  
501 implications of creating, or in this case not creating, a sample that meets formal criteria  
502 of representativeness. Since PJP was not designed to generate a representative  
503 sample, we cannot make strong claims of generalizability in relation to any specific  
504 population or subpopulation. A dataset of this size and breadth can, however, help  
505 identify notable patterns and trends, and it can help generate hypotheses that might be  
506 tested using quantitative methods with representative samples. Moreover, while the  
507 PJP-1 dataset cannot help discern strong trends or patterns involving groups that are  
508 poorly represented in the sample (for instance, cross-national trends or patterns among  
509 groups thinly represented in terms of age, disability status, etc.), many groups are  
510 sufficiently represented to help in such efforts (e.g., college students, women with  
511 children, retirees, etc.). Opportunities for analysis are further amplified by the depth and  
512 richness of the qualitative data included in the dataset.

513

514 **Fig 5. PJP participants, by country of residence.**

515

516 **Fig 6. US-Based PJP participants, by state of residence.**

517

518

## 519 **Patterns of Participation and Attrition**

520 Participants' motivations for joining PJP varied widely, as did their patterns of  
521 participation. Some joined during the earliest weeks of the project in late spring 2020,  
522 but new participants continued to join through mid-spring 2022, when the project was  
523 already drawing to a close. Numbers of new participants were highest in the first several  
524 months, then in spring 2021 after a period of significant media coverage in the US and  
525 beyond.[36] Since participation each week was optional, many participants chose to skip  
526 weeks, sometimes refraining from contributing for weeks or even months, then  
527 participating again when they felt inclined to respond to PJP's weekly invitations to  
528 participate. As a result, both the length of participant journals and the total number of  
529 weeks of participation vary widely. Some journals include entries from a limited number  
530 of weeks, while others include a steady pattern of contributions over an extended period  
531 of time. The largest number of participants (n=1,839) contributed on at least one  
532 occasion. Given the project's cohort design, all participants received the same  
533 questions in the same order, regardless of when they joined (i.e., Week 1 followed by  
534 Week 2, Week 3, etc.). Nearly half of those who participated in Week 1 participated  
535 again in Week 2 (n=877), with participation rates decreasing over time. By Week 4, the  
536 initial number of participants had dropped to approximately one-third of the original  
537 number (n=622). At Week 24, nearly 150 people contributed to their journals (n=144). At  
538 Week 52, a full year after joining the project, just over 100 contributed in (n=103). By

539 Week 72, the number of participants contributing had dropped to 30, then again to half  
540 that number by Week 104, representing the small number of individuals who joined at  
541 the very beginning and stuck with the project until the end of its first phase (see Fig 7).

542 Four key factors help explain the variation we see in the dataset. First, many  
543 people who participated on one occasion were uninterested in continuing to participate,  
544 which we recognized and accepted. Participants could always request to be removed  
545 from our distribution list, or simply ignore invitations to participate. Second, given the  
546 project's cohort design, late starters had fewer overall opportunities to contribute than  
547 those who joined earlier. For example, someone who joined in late May 2021, one year  
548 from PJP's launch, created their Week 1 journal entries at the same time that those who  
549 joined in May 2020 were completing Week 53. Third, the Spanish-language interface  
550 launched several weeks after the English-language interface. As a result, only English-  
551 speaking participants who joined in May 2020 had the maximum number of 105 weekly  
552 opportunities to contribute. Finally, since individuals could skip weeks, some journalers  
553 contributed on fewer occasions than the final week number in which they contributed.  
554 For instance, an individual contributing in Week 40 may have skipped five weeks,  
555 thereby contributing on just 35 rather than 40 occasions.

556

557 **Fig 7. Patterns of participation and attrition among PJP participants. The final**  
558 **invitation to contribute (in Week 105) was sent to all participants regardless of**  
559 **when they had joined, which explains the higher response rate.**

560

561 **RESULTS AND ANALYSES TO DATE**



562 Findings from the PJP-1 dataset have already begun to advance understanding  
563 of the impact of the COVID-19 pandemic on various areas of individual and collective  
564 health and well-being. Thus far, findings from analyses of PJP-1 data have focused  
565 largely on mental health and well-being, with additional analyses focusing on women's  
566 health and public health.

567 These studies focus on subsets of journals, or subsets of journal entries, rather  
568 than the full dataset. For example, some analyses focus on all journals from people who  
569 belong to a specific demographic group, or whose journals employ specific keywords. In  
570 cases where a search by demographic categories or keywords yields an especially  
571 large dataset, we have extracted a random sample for analysis. Below we summarize  
572 these early analyses, noting that future researchers will be able to approach the dataset  
573 with fresh eyes and new research questions.

574 From a mental health standpoint, many aspects of the pandemic created, or  
575 exacerbated, stress and anxiety that found expression in PJP-1 journals. Widespread  
576 experiences included fear of exposure to a poorly understood virus that could cause  
577 severe illness or death; fear that loved ones, friends, coworkers, or community  
578 members might be exposed; lost work opportunities and resulting loss in income;  
579 disruptions to educational opportunities and plans; loss of opportunities for social  
580 interaction; and increased risk of both social isolation and loneliness. While these forms  
581 of stress and anxiety affected many if not most people, their impact was especially  
582 heavy on individuals who already were experiencing serious mental illness, or who were  
583 close to others facing serious mental illness.

584 Although PJP-1 was not created as a mental health intervention, its design was

585 informed by scholarship on the potential mental health benefits of writing and other  
586 forms of free and creative expression, as noted above. The first collection of papers to  
587 emerge from the study is a special issue focusing on “Journaling and Mental Health”  
588 [11,37], in which PJP team members and collaborating scholars analyzed subsets of  
589 PJP data to investigate this theme from a variety of angles. Several articles focused on  
590 the impact of the pandemic on specific groups, among them Black women with  
591 caregiving obligations,[38] health care providers,[25] new mothers,[24] and community  
592 college students in New York City [39]. Other articles consider how pandemic  
593 restrictions generated — or exacerbated — feelings of loneliness,[40,see also 41] and  
594 how a popular conception of “languishing” came to capture some people’s pandemic-  
595 era experiences of stagnancy and isolation.[42]

596 In a second collection of articles (“Student Experiences of Covid-19 around the  
597 Globe”[26]), PJP team members and collaborators home in on the experiences of  
598 students and, to a lesser extent, educators, many of whose mental health and well-  
599 being were deeply affected by the pandemic. Contributions explore how the pandemic  
600 interrupted plans, educational opportunities, and everyday life for students at a range of  
601 educational levels (high school to graduate school) in a range of countries around the  
602 globe, including the US,[10,43] Mexico,[44,45] Brazil,[46] China,[47] and South Africa.[48]

603 Another area of focus in our initial analyses involves women’s health.  
604 Publications to date explore women’s experiences of caring for children and other loved  
605 ones in the context of rapidly shifting household dynamics, altered work arrangements,  
606 prolonged isolation from extended family and friends, and decreased access to public  
607 and private institutions (e.g., schools, childcare centers). Several analyses explore how

608 cultural expectations — for instance, of femininity, motherhood, and kinship — have  
609 been embraced, resisted, and reconfigured as women of different backgrounds struggle  
610 to adapt their current lives and family-building aspirations to new pandemic realities.[49–  
611 51] Some mourn disruptions to key life events surrounding childbirth and child raising,  
612 while others face distinct challenges and opportunities. In all instances, women’s  
613 experiences of health, well-being, and reproductive decision-making are informed by  
614 their intersecting social positionalities, including such factors as age, race/ethnicity,  
615 educational attainment, and socioeconomic status. In another analysis, journals by  
616 Black women in the US reveal the important role of social connectedness in coping with  
617 adversity, particularly in light of historical expectations of Black women to be pillars of  
618 strength within their families despite exposure to persistent structural vulnerability.[38]

619 Third, the PJP-1 dataset already has begun to generate valuable insights for  
620 researchers and community-based providers in public health. In one article, for  
621 instance, we explore the contentious issue of vaccine uptake.[52] We draw on  
622 longitudinal journals from a subset of PJP-1 journalers to explore the worries,  
623 hesitations, and anger that white, seemingly vaccine-compliant women experienced in  
624 the months soon after COVID-19 vaccines became available. Through examination of  
625 the moral “self-talk” evident in their journals, we found that these women deeply  
626 distrusted both their institutions and their fellow citizens, and that they expressed this  
627 distrust in part through demonization of others’ vaccine choices and defensiveness  
628 about their own choices. In another study, PJP-1 findings led us to predict that  
629 journaling might be a valuable research method for learning about the enduring impact  
630 of COVID-19 on immigrant women in New York City and, moreover, about the impact of

631 community-based organizations' (CBOs') efforts to offer psychosocial support and  
632 strengthen community-building.[49,50] Using a study design involving journaling, focus  
633 groups, and in-depth interviews, we learned how immigrant women in NYC have  
634 confronted the pandemic, in addition to gathering preliminary evidence that journaling-  
635 based projects may be an effective way for CBOs to provide psychosocial support in  
636 community settings.

637 The PJP team has deposited PJP-1 data at QDR so that other scholars can draw  
638 upon our rich data to explore additional themes and topics, both in the near-term and  
639 well into the future. For the same reasons, data from several of our spin-off studies will  
640 be deposited at QDR as well.

641

## 642 **CONCLUSION: IMPLICATIONS AND FUTURE**

### 643 **POSSIBILITIES**

644 In this article, we have introduced an innovative, mixed-methods dataset that was  
645 generated by leveraging digital technology to invite ordinary people around the world to  
646 document the impact of the COVID-19 pandemic on their everyday lives.

647 The PJP-1 dataset, which was produced between May 2020-May 2022, already  
648 has generated important insights into a range of issues, including the impact of the  
649 COVID-19 pandemic on mental health, women's health and fertility decision-making,  
650 and vaccine-related hesitancy, among other topics. These studies signal only a few of  
651 the many research possibilities involving this dataset. Below we highlight a number of  
652 future possibilities, then point to some of the broader implications of the study overall.

653

## 654 **Promising Avenues for Thematic Analyses**

655           One way to think about the value of the PJP-1 dataset is in thematic terms. While  
656 mental health has already been the focus of a range of PJP-1 publications to date, the  
657 impact of the COVID-19 on individual and collective mental health has been profound  
658 and far-reaching, and given its prevalence in PJP-1 journals, much more can be  
659 learned. Similarly, more can be learned about the impact of the pandemic on access to  
660 reproductive health care, fertility decision-making, and infertility treatment. PJP-1  
661 journals can also support studies of how specific groups experienced the first two years  
662 of the pandemic, including people of all ages who are living with disabilities, caregivers  
663 for people living with disabilities, and members of LGBTQ+ communities.

664           In terms of health care institutions and infrastructure, another important theme  
665 involves the ways in which individuals and families endured disruptions to care,  
666 including routine and preventative care, care for ongoing or chronic conditions, and care  
667 for acute conditions as well as emergency situations.

668           From a public health standpoint, the PJP-1 dataset can generate insights into a  
669 wide range of topics, including public perceptions of emergency preparedness efforts;  
670 uptake of precautionary measures, including but not limited to vaccination; and more  
671 population-specific topics such as parents' decision-making in relation to protecting their  
672 children's health. Additionally, PJP-1 journals can help shed light on the ways in which  
673 public health messaging can strengthen or weaken public trust in leaders, government  
674 institutions, and public health science more generally. Such analyses may be especially  
675 valuable in countries where early public health messaging efforts around COVID-19

676 involved key missteps and failures, including the US.

677 Debates about fairness, equity, health-related deservingness,[53,54] and related  
678 moral questions are also key themes in the PJP-1 dataset. In addition to documenting  
679 their own struggles to protect their health and the health of those closest to them, many  
680 participants also documented their deliberations regarding key questions — questions  
681 of who deserves what and why — in relation to everything from protective equipment  
682 and vaccines to medical attention, hospital beds, ventilators, and other forms of  
683 physical, material, and social care and support. Qualitative researchers in bioethics,  
684 public health ethics, medical anthropology, and other social sciences of health have  
685 much to learn from these data.

686

## 687 **Future Possibilities**

688 Looking forward, some of the PJP-1 dataset's more unusual features invite  
689 creative thinking about new possibilities for qualitative and mixed-methods research.  
690 First, PJP was designed quickly in response to an unfolding global health crisis,  
691 suggesting that researchers can, if need be, work quickly — in both collaborative terms  
692 and in dialogue with IRBs — to create meaningful research studies that can document,  
693 and potentially analyze, major events in real time.

694 Second, PJP's innovative approach to data collection stands as an example for  
695 researchers keen on using mixed-methods approaches, especially those that leverage  
696 digital technology to provide participants opportunities to generate data in ways that  
697 match their everyday habits and practices. Unlike survey-based research studies that  
698 employ mostly closed-ended questions, PJP's journaling platform emphasized open-

699 ended submissions and successfully encouraged detailed responses. It invited  
700 responses to open-ended questions using any combination of text, images, and/or  
701 audio material. In these respects, and also by facilitating participation either using a  
702 computer or a smartphone (or other electronic device), PJP-1 sought to give  
703 participants as much flexibility as possible in choosing how, when, in what medium, and  
704 with what frequency they would participate. This approach to collecting in-depth,  
705 qualitative data at scale makes PJP part of a new current of large-n, qualitative work.[55]

706 Third, PJP invites reflection on the value, merits, and challenges of working with  
707 non-representative research samples. While this facet of the sample does limit the  
708 generalizability of findings in some respects, it offers one model for confronting the  
709 challenges involved in democratizing access to the research enterprise, and to the  
710 process of knowledge production. Fundamental to the PJP model is a commitment to  
711 offering a meaningful, substantive benefit to research participants that can motivate  
712 participation and lead participants to provide data whose validity is strengthened by the  
713 fact that it is meant to hold personal value and is not simply produced for researchers'  
714 benefit. In addition, it opens up promising pathways for conducting large-n research at a  
715 time in which quantitative research mechanisms are increasingly coming into question,  
716 for instance because of low response rates (to online and phone surveys) [56,57] and  
717 increasing concerns that tools like MTurk are decreasing in reliability and validity due to  
718 responses from AI bots rather than human participants. [58,59]

719 Fourth, the PJP team has sought opportunities to involve research participants in  
720 exhibiting and analyzing study findings, for instance by co-organizing a public forum in  
721 partnership with a state-level legislative commission ("Journaling in COVID Times: A

722 Roundtable on Storytelling, History, Equity, and Mental Health”); prevailing on a leading  
723 national scholarly association to permit research participants to join study PIs on a  
724 conference panel (“Grassroots Collaborative Ethnography: Insights from the Pandemic  
725 Journaling Project”); and partnering with contributors to generate the international  
726 multimedia exhibition mentioned earlier (*Picturing the Pandemic: Images from the*  
727 *Pandemic Journaling Project*), with five sites in four countries.

728 In addition, we have developed several major spin-off research projects that  
729 center participant involvement. First, data collection is now underway for a longitudinal  
730 study of the impact of the pandemic on first-generation college students and their  
731 families in the US, for which first-generation students are core members of the research  
732 team. In a second spin-off project, we are working with community-based organizations  
733 in New York City to explore the enduring impact of the pandemic on immigrant women  
734 in the Latinx and South Asian communities and offer recommendations on how better to  
735 meet the needs of these communities.

736 Overall, we hope that researchers both now and in future generations will benefit  
737 from analyzing aspects of the PJP-1 dataset as they continue grappling to understand  
738 the enduring impact of the COVID-19 pandemic on the health, everyday lives, and life  
739 trajectories of ordinary people in North America and around the world.

740

741

## 742 **ACKNOWLEDGMENTS**

743 The authors wish to express their gratitude to all participants in the Pandemic  
744 Journaling Project; to Abigail Fisher Williamson and Alice Larotonda for their vital



745 contributions in creating PJP; to past and present members of the PJP Core Team,  
746 including Andrea Flores, Clare Wang, Salma Mutwafy, Jolee Fernandez, Nathalie Peña,  
747 Ana Perez, Sofia Boracci, Alice Jo, Lauren Deal, Imari Smith, Emily Nguyen, Becca  
748 Wang, and Kiran McCloskey; and to Dessislava Kirilova at the Qualitative Data  
749 Repository.

750

751

## 752 REFERENCES

- 753 1. Willen SS, Mason KA. Data for: The Pandemic Journaling Project, Phase One (PJP-1).  
754 Qualitative Data Repository; 2024. doi:10.5064/F6PXS9ZK
- 755 2. Clarke N, editor. Everyday life in the Covid-19 pandemic: Mass Observation's 12th May  
756 diaries. London: Bloomsbury Academic; 2024.
- 757 3. StoryCorps. COVID-19 American History Project. 2024 [cited 20 Dec 2024]. Available:  
758 <https://storycorps.org/covid-19-american-history-project/>
- 759 4. Library of Congress. Coronavirus Web Archive. In: About this Collection | Coronavirus Web  
760 Archive | Digital Collections | Library of Congress [Internet]. 2024 [cited 20 Dec 2024].  
761 Available: <https://www.loc.gov/collections/coronavirus-web-archive/about-this-collection/>
- 762 5. Library of Congress. COVID-19: American Experiences Gallery 1. 2024. Available:  
763 [https://www.flickr.com/photos/library\\_of\\_congress/galleries/72157716271339617/](https://www.flickr.com/photos/library_of_congress/galleries/72157716271339617/)
- 764 6. Incite Institute. NYC COVID-19 Oral History, Narrative and Memory Archive. In: Incite at  
765 Columbia University [Internet]. 2024 [cited 20 Dec 2024]. Available:  
766 <https://incite.columbia.edu/covid19-oral-history-project>
- 767 7. Wurtz HM. Journaling as a rights-based intervention during pandemic times: An interview  
768 with the creators of the Pandemic Journaling Project. *Journal of Human Rights*. 2022;21:  
769 517–524. doi:10.1080/14754835.2022.2091923
- 770 8. The Pandemic Journaling Project. Featured Entries. 2024. Available: [https://pandemic-](https://pandemic-journaling-project.chip.uconn.edu/featured-entries/)  
771 [journaling-project.chip.uconn.edu/featured-entries/](https://pandemic-journaling-project.chip.uconn.edu/featured-entries/)
- 772 9. Special Rapporteur in the field of cultural rights. The right to access to and participate in  
773 science. In: OHCHR [Internet]. [cited 19 Jun 2024]. Available:  
774 [https://www.ohchr.org/en/special-procedures/sr-cultural-rights/right-access-and-participate-](https://www.ohchr.org/en/special-procedures/sr-cultural-rights/right-access-and-participate-science)  
775 [science](https://www.ohchr.org/en/special-procedures/sr-cultural-rights/right-access-and-participate-science)

- 776 10. Willen SS, Baines K, Ennis-McMillan MC. Cultivating Voice and Solidarity in Times of  
777 Crisis: Ethnographic Online Journaling as a Pedagogical Tool. *Cult Med Psychiatry*. 2023.  
778 doi:10.1007/s11013-023-09832-6
- 779 11. Wurtz HM, Willen SS, Mason KA. Introduction: Journaling and Mental Health during  
780 COVID-19: Insights from the Pandemic Journaling Project. *Social Science & Medicine -*  
781 *Mental Health*. 2022;2: 100141.
- 782 12. Carney MA. How Migrant Filmmakers Practice Archival Activism. *Sapiens*. 2021. Available:  
783 <https://www.sapiens.org/culture/archival-activism/>
- 784 13. The Pandemic Journaling Project. Home Page. 2024. Available: [https://pandemic-](https://pandemic-journaling-project.chip.uconn.edu/)  
785 [journaling-project.chip.uconn.edu/](https://pandemic-journaling-project.chip.uconn.edu/)
- 786 14. Willen S, Mason KA, Wurtz HM. Archiving a Pandemic: The Pandemic Journaling Project  
787 as an Experiment in Anticipatory Archiving, Grassroots Collaborative Ethnography, and  
788 Archival Activism. In: Knowles SG, Dietrich A, Ugarte R, editors. *COVID Studies*.  
789 Philadelphia, PA: University of Pennsylvania; [forthcoming].
- 790 15. Commission on Women, Children, Seniors, Equity & Opportunity. Journaling During  
791 COVID Times Virtual Roundtable. May 20. 2021. Available:  
792 [https://www.youtube.com/watch?v=OjSViLH\\_xR8](https://www.youtube.com/watch?v=OjSViLH_xR8)
- 793 16. Zhang C, Sowell A, Willen S. How to Decolonize Future Histories of COVID-19, Starting  
794 Now. *The Thinking Republic*. 2020. Available: [https://www.thethinkingrepublic.com/being-](https://www.thethinkingrepublic.com/being-counted/how-to-decolonize-future-histories-of-covid-19-starting-now)  
795 [counted/how-to-decolonize-future-histories-of-covid-19-starting-now](https://www.thethinkingrepublic.com/being-counted/how-to-decolonize-future-histories-of-covid-19-starting-now)
- 796 17. Pennebaker JW. Writing about emotional experiences as a therapeutic process.  
797 *Psychological Science*. 1997;8: 162–166.
- 798 18. Pennebaker JW, Chung CK. Expressive Writing: Connections to Physical and Mental  
799 Health. *Oxford Handbook of Health Psychology*. New York: Oxford University Press; 2011.  
800 pp. 417–37.
- 801 19. Grasso DJ, Briggs-Gowan MJ, Ford JD, Carter AS. The epidemic–pandemic impacts  
802 inventory (EPII). University of Connecticut School of Medicine; 2020.
- 803 20. Hays RD, Schalet BD, Spritzer KL, Cella D. Two-item PROMIS® global physical and  
804 mental health scales. *J Patient Rep Outcomes*. 2017;1: 2. doi:10.1186/s41687-017-0003-8
- 805 21. de Jong-Gierveld J, Kamphuis F. The Development of a Rasch-Type Loneliness Scale.  
806 *Applied Psychological Measurement*. 1985;9: 289–299. doi:10.1177/014662168500900307
- 807 22. Bye L, Ghirardelli A, Fontes A. Promoting Health Equity And Population Health: How  
808 Americans' Views Differ. *Health Aff*. 2016;35: 1982–1990. doi:10.1377/hlthaff.2016.0730
- 809 23. Ansolabehere, S, Schaffner, BF. CCES Common Content, 2016. Harvard Dataverse; 2017.  
810 doi:10.7910/DVN/GDF6Z0
- 811 24. Larotonda A, Mason KA. New life, new feelings of loss: Journaling new motherhood during  
812 Covid-19. *SSM - Mental Health*. 2022;2: 100120. doi:10.1016/j.ssmmh.2022.100120

- 813 25. Ansari D. An accumulation of distress: Grief, loss, and isolation among healthcare  
814 providers during the COVID-19 pandemic. *SSM - Mental Health*. 2022;2: 100146.  
815 doi:10.1016/j.ssmmh.2022.100146
- 816 26. Wurtz HM, Mason KA, Willen SS. Introduction: Student Experiences of COVID-19 Around  
817 the Globe: Insights from the Pandemic Journaling Project. *Cult Med Psychiatry*. 2024;  
818 s11013-024-09848-6. doi:10.1007/s11013-024-09848-6
- 819 27. Willen SS, Mason KA. PJP\_A-06\_QualitativeNarrativePrompts.xlsx. Data for: The  
820 Pandemic Journaling Project, Phase One (PJP-1). Qualitative Data Repository; 2024.  
821 Available: <https://doi.org/10.5064/F6PXS9ZK/GHVD5K>
- 822 28. Willen SS, Mason KA. PJP\_A-07\_QuantitativeSurveyQuestions.xlsx. Data for: The  
823 Pandemic Journaling Project, Phase One (PJP-1). Qualitative Data Repository; 2024.  
824 Available: <https://doi.org/10.5064/F6PXS9ZK/0WRWKO>
- 825 29. Willen SS, Mason KA. PJP\_A-08\_SurveyPlanningSchedule.xlsx. Data for: The Pandemic  
826 Journaling Project, Phase One (PJP-1). Qualitative Data Repository; 2024. Available:  
827 <https://doi.org/10.5064/F6PXS9ZK/I9AIMO>
- 828 30. Willen SS, Mason KA. PJP\_A-02\_TableOfContents.xlsx. Data for: The Pandemic  
829 Journaling Project, Phase One (PJP-1). Qualitative Data Repository; 2024. Available:  
830 <https://doi.org/10.5064/F6PXS9ZK/PX1J1Z>
- 831 31. Willen SS, Mason KA. PJP\_A-09\_ParticipantInformationSheet\_EN.pdf. Data for: The  
832 Pandemic Journaling Project, Phase One (PJP-1). Qualitative Data Repository; 2024.  
833 Available: <https://doi.org/10.5064/F6PXS9ZK/4IARO6>
- 834 32. Karcher S, Kirilova D, Pagé C, Weber N. How Data Curation Enables Epistemically  
835 Responsible Reuse of Qualitative Data. *TQR*. 2021. doi:10.46743/2160-3715/2021.5012
- 836 33. Burnham MJ, Le YK, Piedmont RL. Who is Mturk? Personal characteristics and sample  
837 consistency of these online workers. *Mental Health, Religion & Culture*. 2018;21: 934–944.  
838 doi:10.1080/13674676.2018.1486394
- 839 34. Butera KJ. Manhunt: The Challenge of Enticing Men to Participate in a Study on  
840 Friendship. *Qualitative Inquiry*. 2006;12: 1262–1282. doi:10.1177/1077800406288634
- 841 35. Barboza-Wilkes CJ, Le TV. Diary Designs as a Compassionate Research Design. *Public  
842 Integrity*. 2024;26: 716–730. doi:10.1080/10999922.2023.2236413
- 843 36. Willen SS, Mason KA. PJP\_B-4a\_06\_InTheMedia.html. Data for: The Pandemic Journaling  
844 Project, Phase One (PJP-1). Qualitative Data Repository; 2024. Available:  
845 <https://doi.org/10.5064/F6PXS9ZK/4R169A>
- 846 37. Mason KA, Willen SS, Wurtz HM, editors. Special Issue: Journaling and Mental Health  
847 during COVID-19: Insights from the Pandemic Journaling Project. *Social Science &  
848 Medicine - Mental Health*. 2022;2. doi:[https://www.sciencedirect.com/journal/ssm-mental-  
849 health/special-issue/10DDGHWG46W](https://www.sciencedirect.com/journal/ssm-mental-health/special-issue/10DDGHWG46W)

- 850 38. Kalinowski J, Wurtz H, Baird M, Willen SS. Shouldering the load yet again: Black women's  
851 experiences of stress during COVID-19. *SSM - Mental Health*. 2022;2: 100140.  
852 doi:10.1016/j.ssmmh.2022.100140
- 853 39. Baines K. "It's normal to admit you're not okay": New York City college students shaping  
854 mental health through journaling. *SSM - Mental Health*. 2022;2: 100119.  
855 doi:10.1016/j.ssmmh.2022.100119
- 856 40. Parsons MA. "I miss my friends, but I also miss strangers": Pandemic loneliness and the  
857 importance of place and practice. *SSM - Mental Health*. 2022;2: 100121.  
858 doi:10.1016/j.ssmmh.2022.100121
- 859 41. Parsons MA, Mason KA, Wurtz HM, Willen SS. "I want the world back": Pandemic  
860 loneliness, bodies, and places. *Ethos*. 2024; etho.12423. doi:10.1111/etho.12423
- 861 42. Willen SS. "Languishing" in critical perspective: Roots and routes of a traveling concept in  
862 COVID-19 times. *SSM - Mental Health*. 2022;2: 100128.  
863 doi:10.1016/j.ssmmh.2022.100128
- 864 43. Flores A, Mason KA. "You would think she would hug me": Micropractices of Care  
865 Between First-Generation College Students and Their Parents During Covid-19. *Cult Med  
866 Psychiatry*. 2023;48: 91–112. doi:10.1007/s11013-023-09833-5
- 867 44. Wurtz HM, Hernandez M, Baird M. Thriving Despite the Odds: Digital Capital and  
868 Reimagined Life Projects Among Mexican College Students During COVID-19. *Cult Med  
869 Psychiatry*. 2024;48: 23–44. doi:10.1007/s11013-023-09839-z
- 870 45. Márquez Rodríguez CB. The Eschucha (Listen) Podcast Project: Psychosocial Innovation  
871 for Marginalized Mexican Youth and Young Adults. *Cult Med Psychiatry*. 2024;48: 133–  
872 135. doi:10.1007/s11013-024-09847-7
- 873 46. Da Silva RV, Alves CEA, Montenarío MR, Murray LR. Writing to Create, Mend, and Rebel:  
874 Three Reflections on Journaling as *Escrevivência* for Afro-Brazilian Public University  
875 Students During COVID-19. *Cult Med Psychiatry*. 2024;48: 123–132. doi:10.1007/s11013-  
876 024-09849-5
- 877 47. Mason KA, Xie J. Seesaw Precarity: Journaling Anxious Hope on a Chinese University  
878 Campus During Covid-19. *Cult Med Psychiatry*. 2024;48: 66–90. doi:10.1007/s11013-024-  
879 09846-8
- 880 48. Trok L, Jacobs NJ. Reaching Out from Lockdown: A Writing Group for Young Black South  
881 Africans. *Cult Med Psychiatry*. 2024;48: 113–122. doi:10.1007/s11013-024-09850-y
- 882 49. Wurtz HM, Flores A, Willen SS, Mason KA. Engaging Immigrant Women in Online  
883 Journaling as a Mode of Research and Psychosocial Support: Lessons Learned. *Practicing  
884 Anthropology*. 2024; 1–13. doi:10.1080/08884552.2024.2374296
- 885 50. Wurtz HM, Willen SS, Mason KA, Flores A, Jimenez M, Alam P. Rebuilding Lives:  
886 Immigrant Women's Experiences with Community-based Organizations in New York City  
887 in the Aftermath of the Pandemic. under review. n.d.

- 888 51. Wurtz HM, Mutwafy S, Willen SS, Mason KA. Residential Relocation and American  
889 Motherhood during a Time of Global Crisis. under review. n.d.
- 890 52. Mason KA, Wurtz HM, Boracci S, Willen SS. Assembling vaccine perspectives:  
891 Vaccination and moral self-talk in the journals of white US mothers during Covid-19. *SSM -*  
892 *Qualitative Research in Health*. 2024;6: 100454. doi:10.1016/j.ssmqr.2024.100454
- 893 53. Willen SS. Introduction: Migration, “Illegality,” and Health: Mapping Embodied Vulnerability  
894 and Debating Health-Related Deservingness. *Social Science & Medicine*. 2012;74: 805–  
895 811. doi:10.1016/j.socscimed.2011.10.041
- 896 54. Willen SS, Cook J. Must the Tired and Poor “Stand on Their Own Two Feet”? In: El-  
897 Shaarawi N, Larchanché S, editors. *Migration and Health: Challenging the Borders of*  
898 *Belonging, Care, and Policy*. New York: Berghahn; 2022. pp. 29–55.
- 899 55. Edin KJ, Fields CD, Grusky DB, Leskovec J, Mattingly MJ, Olson K, et al. Listening to the  
900 Voices of America. *rsf*. 2024;10: 1–31. doi:10.7758/RSF.2024.10.4.01
- 901 56. Dutwin D, Buskirk TD. Telephone Sample Surveys: Dearly Beloved or Nearly Departed?  
902 Trends in Survey Errors in the Era of Declining Response Rates. *Journal of Survey*  
903 *Statistics and Methodology*. 2021;9: 353–380. doi:10.1093/jssam/smz044
- 904 57. Luiten A, Hox J, De Leeuw E. Survey Nonresponse Trends and Fieldwork Effort in the 21st  
905 Century: Results of an International Study across Countries and Surveys. *Journal of*  
906 *Official Statistics*. 2020;36: 469–487. doi:10.2478/jos-2020-0025
- 907 58. Höhne JK, Claassen J, Shahania S, Broneske D. Bots in web survey interviews: A  
908 showcase. *International Journal of Market Research*. 2024; 14707853241297009.  
909 doi:10.1177/14707853241297009
- 910 59. Lebrun B, Temtsin S, Vonasch A, Bartneck C. Detecting the corruption of online  
911 questionnaires by artificial intelligence. *Front Robot AI*. 2024;10: 1277635.  
912 doi:10.3389/frobt.2023.1277635



FILENAME	FORMAT	SUBSECTIONS (subfolders/files)	PUBLIC OR RESTRICTED?
<b>PJP_A DESCRIPTIVE MATERIALS</b>			
PJP_A-01_DataNarrative_Phase1.pdf	PDF		public
PJP_A-02_TableOfContents.xlsx	spreadsheet		public
PJP_A-03_TermsOfAccess.pdf	PDF		public
PJP_A-04_GlossaryOfKeyTerms.pdf	PDF		public
PJP_A-05_ColumnLabels.xlsx	spreadsheet		public
PJP_A-06_QualitativeNarrativePrompts.xlsx	spreadsheet		public
PJP_A-07_QuantitativeSurveyQuestions.xlsx	spreadsheet	1. Overview 2. Baseline Questions_ENGLISH 3. Baseline Questions_SPANISH 4. Follow-Up Survey Questions_ENGLISH 5. Follow-Up Survey Questions_SPANISH	public
PJP_A-08_SurveyPlanningSchedule.xlsx	spreadsheet		public
PJP_A-09_ParticipantInformationSheet_EN.pdf	PDF		public
PJP_A-10_ParticipantInformationSheet_SP.pdf	PDF		public
PJP_A-11_AudioCatalog_PUBLIC.xlsx	spreadsheet		public
PJP_A-12_PreliminaryTagList_AUDIO.pdf	PDF		public
PJP_A-13_ImageCatalog_PUBLIC.xlsx	spreadsheet		public
PJP_A-14_PreliminaryTagList_IMAGES.pdf	PDF		public
PJP_A-15_EditAndErrorLog.xlsx	spreadsheet		restricted
<b>PJP_B BACKGROUND MATERIALS</b>			
PJP_B-1_ResearchPersonnelAndAdvisors.pdf	PDF		public
PJP_B-2_Sponsors.pdf	PDF		public
PJP_B-3_SubsequentPJPPProjectsAndSponsors.pdf	PDF		public
PJP_B-4_Websites	folders containing HTML files	PJP_B-4a_MainWebsite PJP_B-4b_MyJournal-FeaturedEntriesWebsite PJP_B-4c_PicturingThePandemic_ExhibitionWebsite	public
PJP_B-5_SocialMediaSnapshots	folder containing HTML files	PJP_B-5a_FacebookPage_PartialSnapshot.html PJP_B-5b_InstagramPage_PartialSnapshot.html PJP_B-5c_TwitterPage_PartialSnapshot.html	public
<b>PJP_C DataFiles</b>			
PJP_C-1_FullData.xlsx	spreadsheet	1. Full Data_ENGLISH 2. Full Data_SPANISH	restricted
PJP_C-2_AudioCatalog_RESTRICTED.xlsx	spreadsheet		restricted
PJP_C-3a_ImageCatalog_RESTRICTED.xlsx	spreadsheet		restricted
PJP_C-3b_ImageCatalog_RESTRICTED_WithThumbnails.xlsx	spreadsheet		restricted
PJP_C-4_AudioFiles	folder		restricted
PJP_C-5_ImageFiles	folder		restricted

Fig 1. Table of Contents to Pandemic Journaling Project (PJP) Data

## Birth Decade

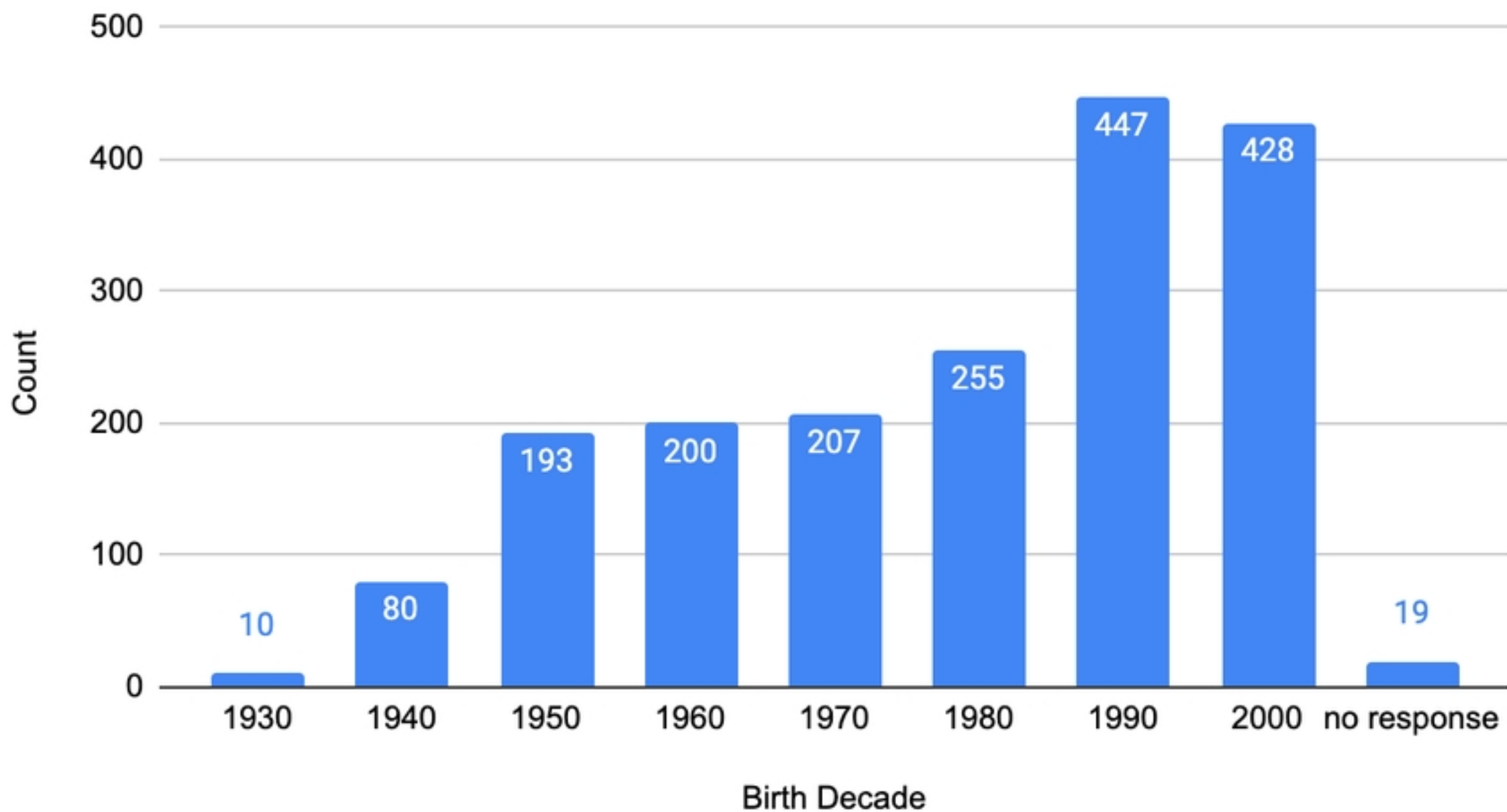


Fig 2. PJP participants, by birth decade.

## Employment Status

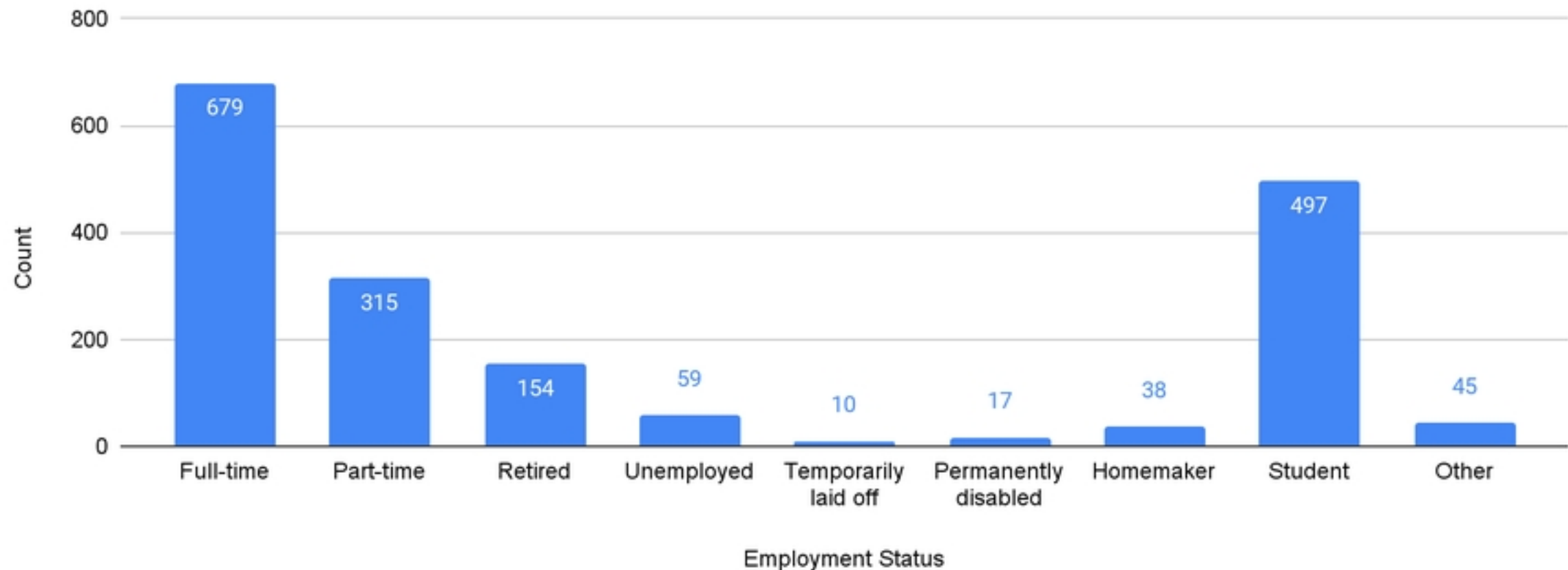


Fig 3. PJP participants, by employment status.



## Essential Workers

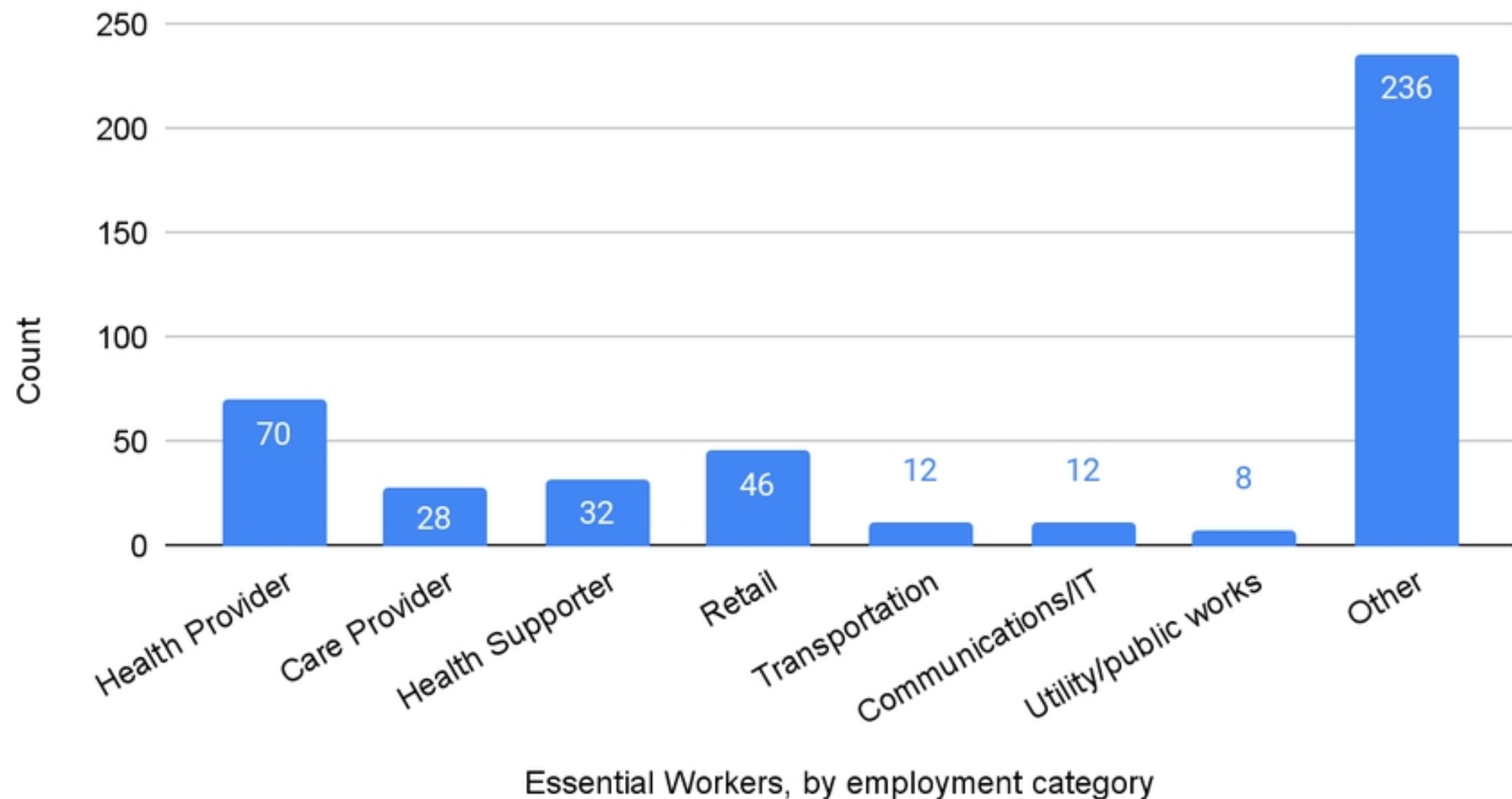


Fig 4. Essential workers among PJP participants, by employment

Number of Participants by Week

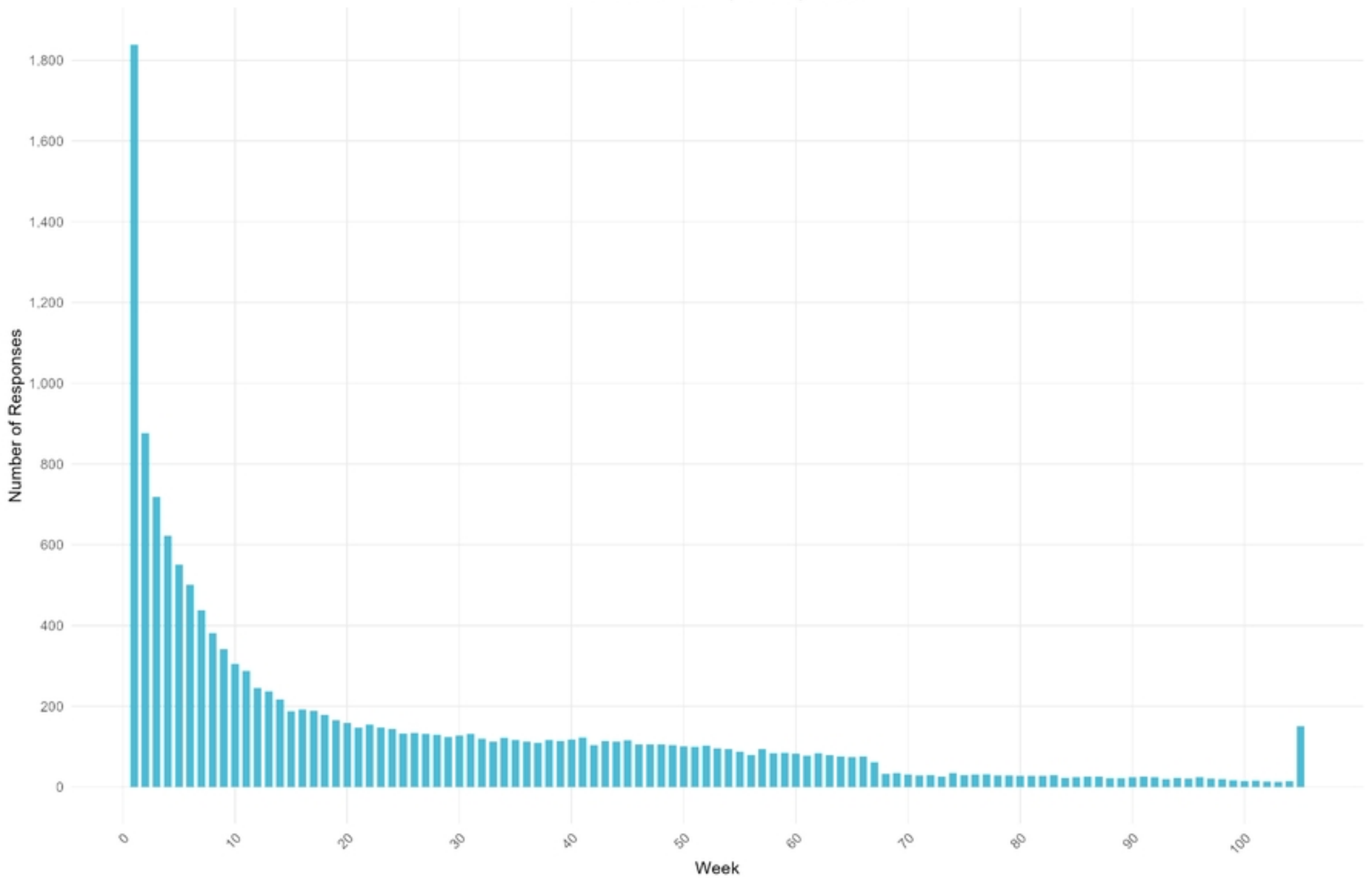


Fig 7. Patterns of participation and attrition among PJP participants

PJP Participants by Country (Greyscale)

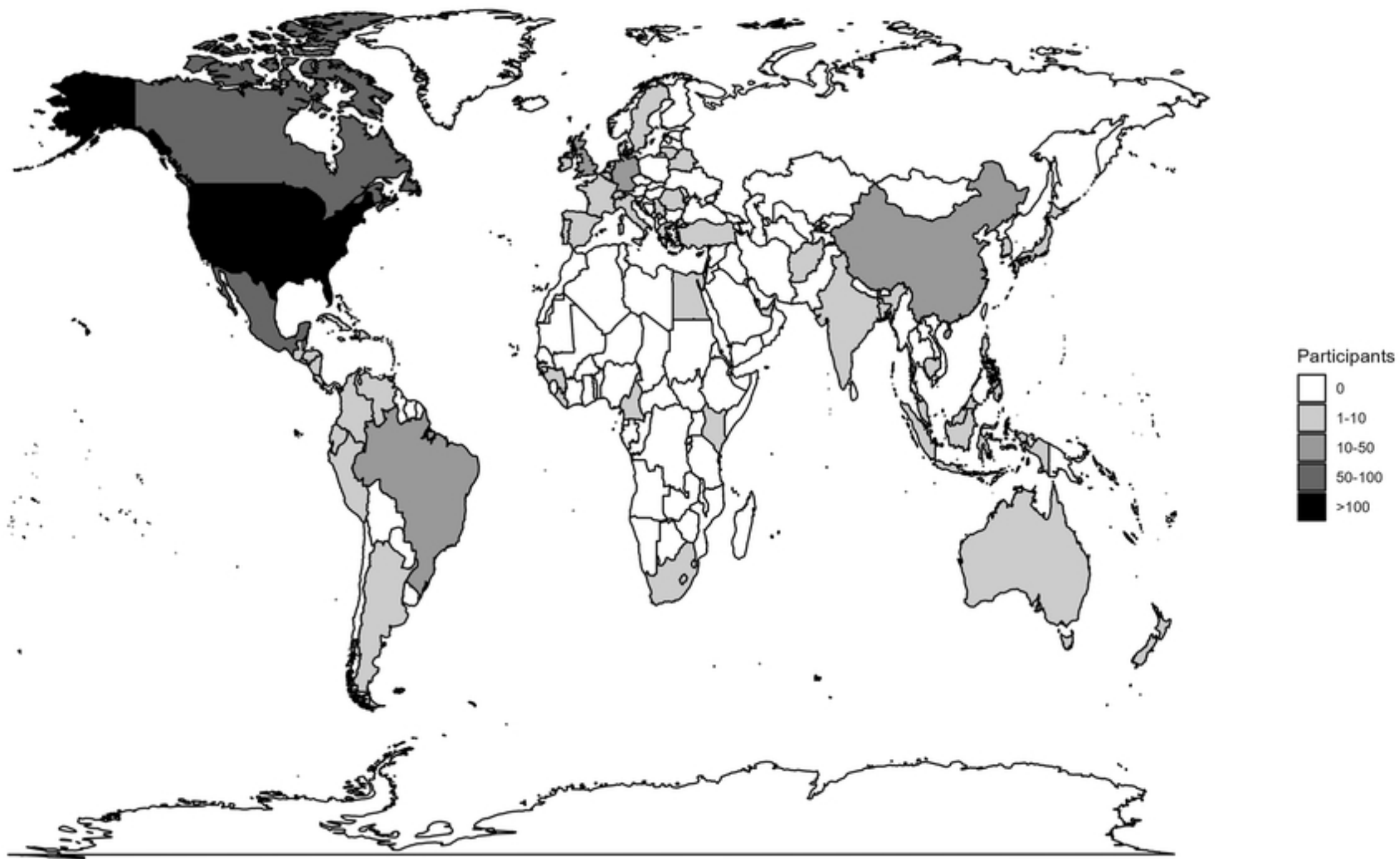


Fig 5. PJP participants, by country of residence.

US-Based PJP Participants by State (Greyscale)

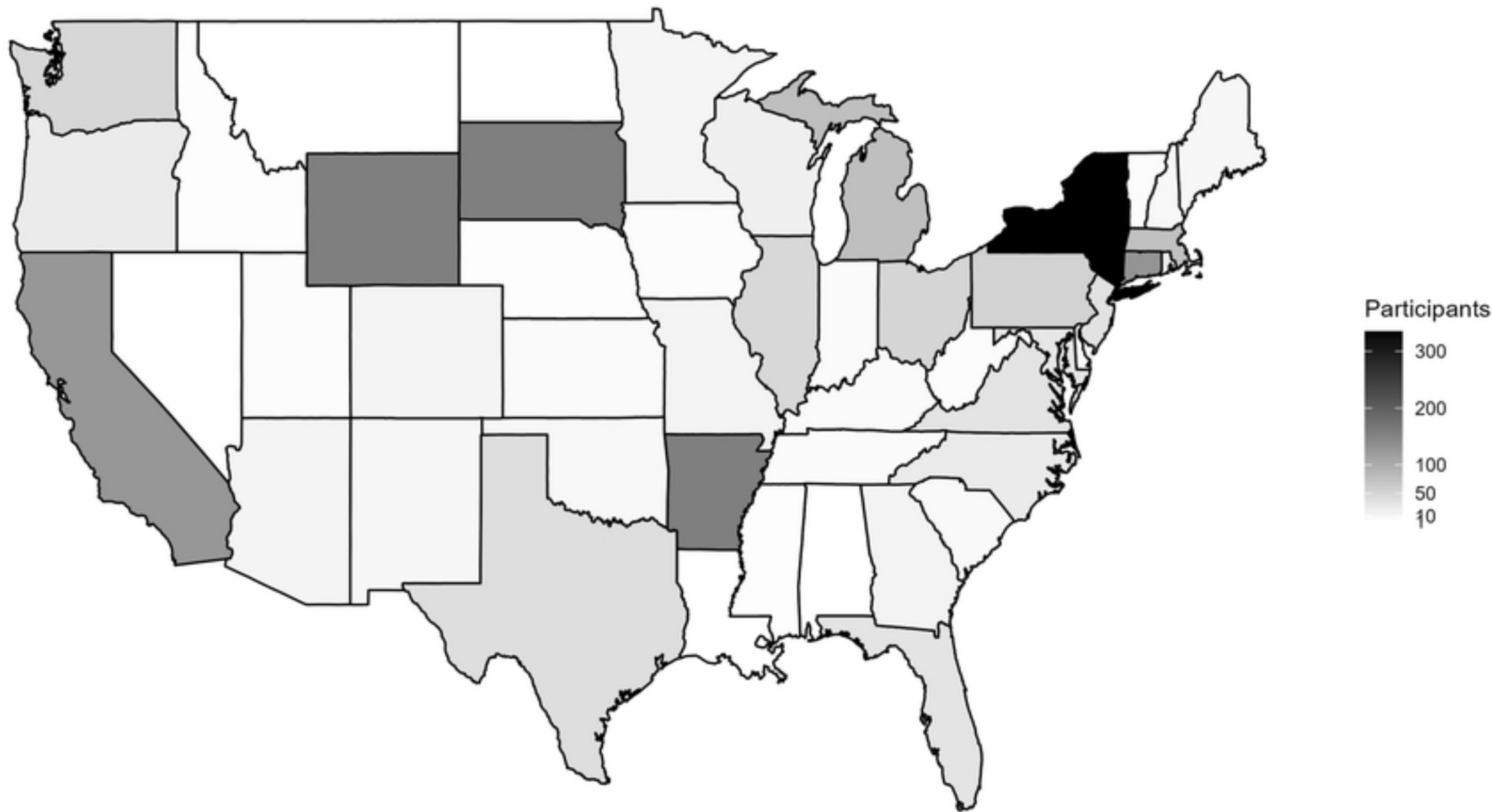


Fig 6. US-Based PJP participants, by state of residence.