

1. TITLE: EPIDEMIOLOGY OF VASCULAR ACCESS FOR OUTPATIENT HEMODIALYSIS PROCEDURES AND RENAL TRANSPLANTATION IN BRAZIL BETWEEN 2008 AND 2022 – A NATIONAL CROSS-SECTIONAL ANALYSIS

Bruno Jeronimo Ponte¹ MD, Carolina Carvalho Jansen Sorbello¹ MD, Lucas Redivo Basani², Marcelo Fiorelli Alexandrino da Silva¹ MD, Marcelo Passos Teivelis^{1,2} MD, PhD, Sergio Kuzniec¹ MD, PhD; Nelson Wolosker^{1,2,3} MD, PhD.

1 Hospital Israelita Albert Einstein - São Paulo, SP, Brazil.

2 Faculdade Israelita de Ciências da Saúde Albert Einstein - São Paulo, SP, Brazil.

3 São Paulo University Medical School - São Paulo, SP, Brazil.

Declarations of interest: none

Correspondence to: Bruno Ponte

Affiliation: Hospital Israelita Albert Einstein –Vascular and Endovascular Surgery Division - São Paulo, SP, Brazil.

Postal address: Av. Albert Einstein, 627, Bloco A1, sala 423; ZIP Code 05652-900. Morumbi, São Paulo – SP, Brazil.

E-mail address: bjponte94@gmail.com

Phone number: +55 41 99677-9324

Category: original article, population-based cross-sectional study

Short title: Analysis of the vascular access procedures for outpatients and renal transplantation surgeries in Brazil

2. ABSTRACT

BACKGROUND: Chronic kidney disease (CKD) is a major global public health challenge, affecting up to 13.4% of the population and ranking as the third fastest-growing cause of death. It is projected to become the fifth leading cause of loss of years of life by 2040. Advanced CKD necessitates renal replacement therapy (RRT), including hemodialysis and kidney transplantation, both of which heavily rely on vascular access. Arteriovenous fistulas (AVFs) are preferred for hemodialysis due to lower infection risks and superior patency compared to long-staying tunneled catheters (LSTC). Despite the importance of vascular access and transplantation, there is a lack of nationwide data correlating their usage over time.

OBJECTIVES: This study aimed to analyze outpatient hemodialysis vascular access procedures in Brazil's public health system (SUS) from 2008 to 2022. It focused on trends in AVF creation, LSTC implants, AVF ligations, LSTC removals, and their association with kidney transplantation procedures.

METHODS: Cross-sectional population-based analysis of publicly available data referring to vascular procedures. The procedure codes related to outpatients to ensure vascular access for hemodialysis between 2008 and 2022 were accessed. The number of renal transplants in Brazil in the same period was also analyzed. Correlation and linear regression analyses were then carried out.

RESULTS: Between 2008 and 2022, 937.739 procedures were carried out, including vascular access repair or interruption procedures and kidney transplants. Arteriovenous fistulas (AVFs) accounted for the majority of procedures (55%), followed by semi-implantable catheter implants (34%), kidney transplants in cadaveric donors (5.6%), catheter removals (2.2%), kidney transplants with living donors (1.6%) and fistula ligation (1.4%). The growth in the number of AVFs made was not proportional to the growth in the hemodialysis population ($p < 0.001$), unlike catheters, which increased substantially over the years ($p < 0.001$). Furthermore, vascular access closure procedures showed a significant correlation with kidney transplants ($p < 0.001$).

CONCLUSION: In Brazil, the number of long-term catheters implanted for hemodialysis has increased over the years, while the number of arteriovenous fistulas significantly decreased. Additionally access-ending procedures, such as fistula ligation and catheter removals, have risen annually since 2010. Regarding transplants procedures, there has been a gradual decline in the number of transplants performed, with the COVID-19 pandemic a significant drop in these activities. However, after 2021, we have begun to see an upward trend in transplant procedures.

3. INTRODUCTION

Chronic kidney disease (CKD) is a significant global public health issue (1), affecting approximately 10% of the world's population, with some studies suggesting a prevalence as high as 13.4%. (2,3) It is currently the third fastest-growing cause of death and is projected to become the fifth leading cause of loss of years of life by 2040. (4) As CKD progresses to end-stage renal disease (ESRD), treatments such as hemodialysis and kidney transplantation become necessary (1), with approximately 4 million people estimated to need replacement therapy (RRT) worldwide. (1,4)

CKD not only impacts individuals by reducing their quality of life and productive capacity and increasing the risk of death (5) but also creates financial pressure on health systems due to the costs of hospitalization, surgical interventions, and loss of work activities.(6,7)

To improve CKD patients' survival and quality of life, it is crucial to focus on vascular accesses, such as arteriovenous fistulas (AVFs), for hemodialysis and kidney transplantation. AVF are preferred for hemodialysis as they present a lower risk of infection and greater patency than long-staying tunneled catheters (LSTC). (8,9) Additionally, kidney transplantation significantly benefits CKD patients and those on RRT. (9)

Understanding the temporal trends of vascular access procedures and kidney transplantation is crucial for establishing effective public health policies. While several hemodialysis censuses are carried out worldwide, establishing the number of patients on hemodialysis, which vascular access is used, and how many patients are referred for kidney transplantation. (10–12) However, to date, there have been no nationwide data demonstrating the number of AVFs or LSTC implants performed over the years.

In Brazil, with a population of around 215 million, the Unified Health System (SUS) was created in 1988 to provide universal access to healthcare financed by taxes. Despite this, 25% of individuals use the supplementary health system, while 75% rely exclusively on the public system for medical services. (13,14) SUS data is publicly available, which allows us to analyze it.

The goal of this study was to analyze all outpatient procedures related to hemodialysis vascular access in the Brazilian public health system from 2008 to 2022. It also aimed to

investigate the relationship between creating AVFs, LSTC implants, AVF ligations, LSTC removals, and kidney transplants.

4. METHODS

This was a cross-sectional and retrospective design study in which we analyzed data obtained from DATASUS, a Ministry of Health platform that gathers information on hospitalizations and outpatient procedures financed by SUS. The institution's Research Ethics Committee approved the study. This platform is public and feeds unidentified data, which is why there was no need to apply an informed consent form.

4.1. Period analyzed, data source, and extraction:

This retrospective study analyzed the available data on LSTC for hemodialysis implantation and removal, AVF confection and ligation, and renal transplantation procedures performed in Brazil's public health network between 2008 and 2022. The data was obtained from DATASUS, a digital platform of the Unified Health System that offers open data on procedures carried out in public hospitals accredited by the system. This accreditation is mandatory for the government to reimburse institutions.

For this study, only codes referring to outpatient procedures were collected, and inpatient settings were not included.

All the data was collected on this platform using an automated extraction method programmed by the institution's IT service in Python (v. 2.7.13; Beaverton, OR, USA), using the Windows 10 operating system. Field selection on the DATASUS platform and subsequent table adjustment were carried out using Selenium WebDriver (v. 3.1.8; Selenium HQ) and Pandas (v. 2.7.13; Lambda Foundry, Inc. and PyData Development Team, NY, USA).

4.2. Selection of Catheter-related procedures on the platform:

Data was selected and collected for the following coded procedures according to the Brazilian public health system's coding.

4.2.1. Selection of Catheter implantation and removal for Hemodialysis: Removal of semi or fully implantable long-term catheter (04.06.02.062-0); Long-stay Catheter Implantation for Hemodialysis (04.18.01.004-8); Long-stay Catheter Implantation for Hemodialysis (07.02.10.001-3);

4.2.2. Selection of Arteriovenous fistula confection and ligation for Hemodialysis: Arteriovenous fistula confection for hemodialysis (04.06.02.008-6); Autologous Arteriovenous fistula confection (04.180.100-21); Prosthetic Arteriovenous fistula confection (04.18.01.001-3); Arteriovenous fistula ligation (04.18.02.002-7).

4.2.3. Selection of Renal Transplantation procedures: Renal Transplantation – Living donor (05.05.02.009-2); Renal Transplantation – Cadaveric donor (05.05.02.010-6)

4.3. Population Analysis

For the procedures, demographic data (distribution by region of the country) and data on reimbursement amounts passed on to institutions for the surgeries performed were collected. The data was compiled in .csv format and organized into tables using Microsoft Office Excel 2016 (Redmond, WA, USA).

Population data referring to the Brazilian population, which exclusively uses SUS and hemodialysis patients, were used as denominators for the correlation analysis between the procedures under study. The population samples were collected from the Brazilian Institute of Geography and Statistics (IBGE) database and the Brazilian Dialysis Census and are described in Table 1. Of the group of dialysis patients, around 95% were on hemodialysis, while 5% were on peritoneal dialysis. The total sample of patients under dialysis was chosen as the basis for the epidemiological calculations. Between 2008 and 2022, the number of

patients on dialysis increased by 76.7%. In contrast, the Brazilian population grew by 13.3%, while the percentage of the population that relies exclusively on the SUS remained relatively stable, increasing from 74.9% to 75%.

Table 1 – Estimated total population and dialysis patients in Brazil between 2008 to 2022.

Year	Dialysis patients ¹	(%)	Brazilian population ²	Brazilian population under public health services exclusively
2008	87,044	0.05%	189,612,814	142,209,611
2009	77,589	0.04%	191,507,554	143,630,666
2010	92,091	0.05%	194,890,682	146,168,012
2011	91,314	0.05%	196,603,732	147,452,799
2012	97,586	0.05%	198,314,934	148,736,201
2013	100,397	0.05%	200,004,188	150,003,141
2014	112,004	0.06%	201,717,541	151,288,156
2015	111,303	0.05%	203,475,683	152,606,762
2016	122,825	0.06%	205,156,587	153,867,440
2017	126,583	0.06%	206,804,741	155,103,556
2018	133,464	0.06%	208,494,900	156,371,175
2019	139,691	0.07%	210,147,125	157,610,344
2020	144,779	0.07%	211,755,692	158,816,769
2021	148,363	0.07%	213,317,639	159,988,229
2022	153,831	0.07%	214,828,540	161,121,405

1: Brazilian Dialysis Census 2022 (around 95% under hemodialysis and 5% under peritoneal dialysis); 2: Brazilian Institute for Geography and Statistics (IBGE)

4.4. Data Analysis Linearity

Initially, an analysis of the general data of the procedures under study was carried out. The procedures performed on AVFs, catheter implants, and kidney transplants were then respectively analyzed.

The order described in the results and discussion is programmatic to maintain linearity, since many correlations were made between the procedures under study and the populations analyzed.

4.5. Statistical Analysis and Ethics Committee approval:

For this study, we analyzed the number of hemodialysis catheter-related procedures (implantation and removal), AVFs confection and ligation, and renal transplantation procedures (from living or cadaveric donors) by the years 2008 to 2022.

We analyzed the relation between the number of procedures performed each year and by region and correlated them with the Brazilian population on hemodialysis from 2008 to 2023. The statistical analysis was conducted using SPSS 20.0 for Windows (IBM Corp, Armonk, NY). Linear regression was employed to analyze the evolution of catheters, fistulas, and renal transplantation over the years. The Spearman correlation was used to compare the relation between each of the procedures analyzed. A value of $p \leq 0.05$ was considered statistically significant for all tests.

The data was obtained anonymously through this platform, so a consent form was unnecessary. The institution's ethics committee approved the project.

5. RESULTS

5.1. Total procedures

Over the 15 years studied, 937,739 hemodialysis access-related procedures and renal transplantations were performed (Table 2). The most frequently performed procedure was the confection of AVFs (55.02%). There has been an increase in the number of procedures over the years, except for living donor renal transplants, which demonstrated a reduction.

Table 2 - Total procedures performed between 2008 and 2022

Year	AVF	AVF Ligation	Catheter	Catheter Removal	RT – Cadaveric donor	RT – Live donor	Total
2008	26,402	344	6363	-	1712	1429	36,250
2009	28,754	355	7167	-	2336	1469	40,081
2010	29,617	448	8269	117	2516	1335	42,302
2011	31,019	497	9705	315	2973	1457	45,966
2012	33,138	594	12,470	637	3421	1219	51,479
2013	33,603	599	14,731	1121	3542	1129	54,725
2014	33,848	847	17,740	1211	3788	1145	58,579
2015	34,518	898	19,449	1477	3895	963	61,200
2016	34,567	922	21,075	1520	3900	966	62,950
2017	35,976	1057	22,499	2137	4240	896	66,805
2018	37,934	1176	26,260	2065	4399	797	72,631
2019	40,366	1389	31,347	2592	4617	857	81,168
2020	38,489	1632	38,647	2158	3864	331	85,121
2021	38,389	1480	40,161	2408	3641	443	86,522
2022	39,500	1488	43,547	2944	3900	581	91,960
Total	516,120	13,726	319,430	20,702	52,744	15,017	937,739

AVF: Arteriovenous fistulae; RT: Renal transplant

5.2. Arteriovenous fistulae confection

A total of 516,120 fistulas were performed, with an annual average of 34,408 per year (SD \pm 4157). The number of AVFs performed per 1000 dialysis patients is shown in Figure 2. Although the total number of AVF procedures has increased over the years, this growth has not been proportional to the growth of the hemodialysis population, with a linear decrease over the years ($p < 0.001$).

5.3. Catheter implantation

The total number of catheters implanted was 319,430, with an annual average of 21,295 catheters per year (SD \pm 12,372). The number of long-term catheter implantation per 1000 dialysis patients is demonstrated in figure 2. The increase in the number of catheters implanted correlated positively with the increase in the hemodialysis population over the years ($p < 0.001$).

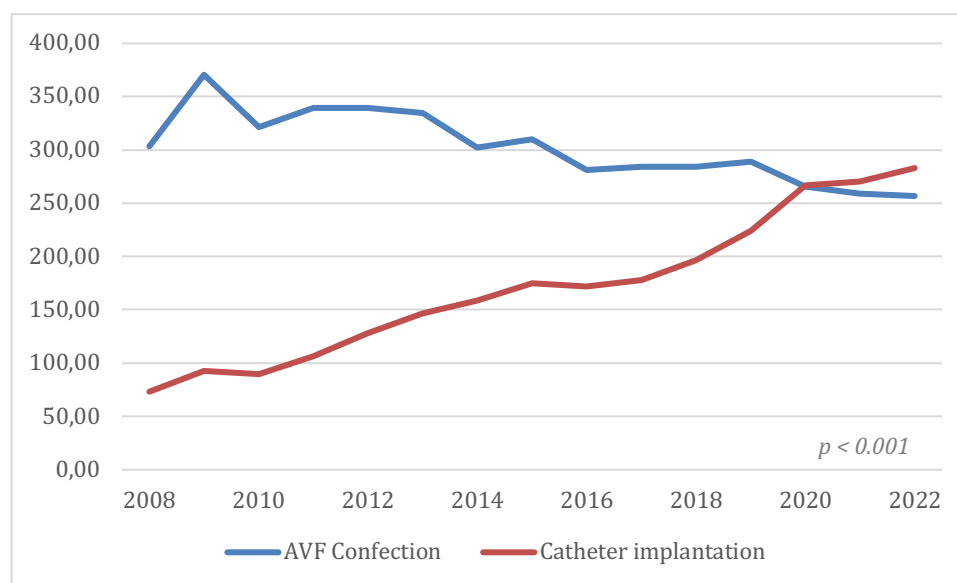


Figure 2 – Number of AVF confection and catheter implantation per 1000 dialysis patients over the years.

5.4. Renal transplantation

The relationship between renal transplants and HD regarding renal transplants, a total of 52,744 deceased donor transplants were carried out, with an annual average of 3516 (SD±806). Living donor transplants were responsible for 15,017 procedures, with a yearly average of 1001 (SD±360). Patients over the years are illustrated in Figure 4. Concerning deceased donors, there has been stability in the number of transplants compared to the hemodialysis population over the years despite no significant correlation being found ($p = 0.935$). However, between 2019 and 2020, there was a significant drop, with a progressive increase in procedures after 2021. When analyzing the progression of living donor kidney transplants, there was a significant drop in the number of procedures over the years ($p < 0.001$).

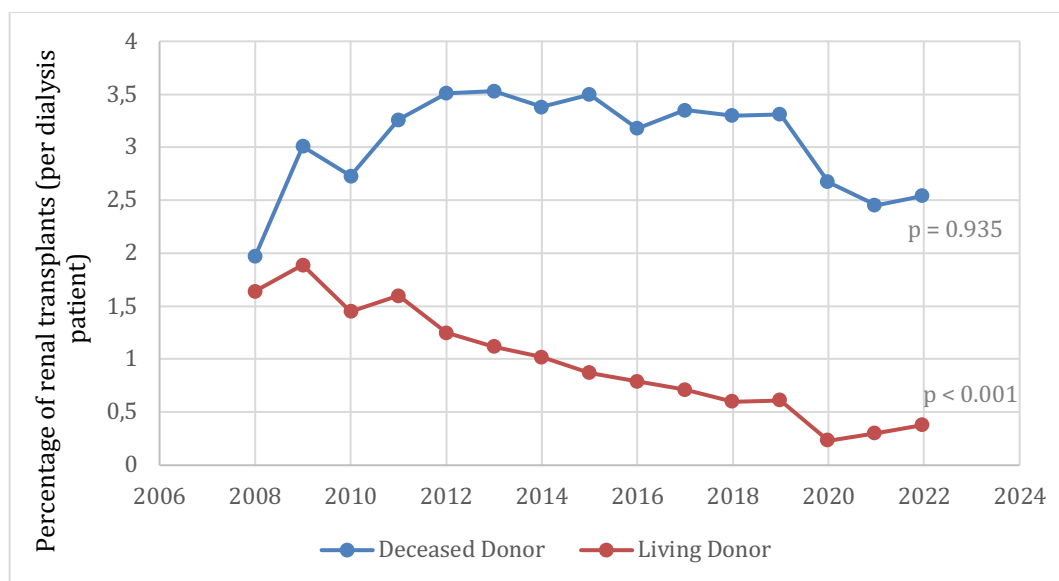


Figure 3 – Renal transplants in proportion to the dialysis population over the years.

5.5. Access-ending procedures

When analyzing access-ending procedures, such as AVF ligation and catheter removal, we obtained the relation of procedures based on the number of AVFs made and catheters implanted. total of 1726 AVFs were ligated, with an annual average of 915 (SD ±440) procedures. An average of 25.56 ligatures per 1000 fistulas created was found over the years. (figure 4). There was a linear progression in the number of fistula ligations compared to the number of AVFs made ($p < 0.001$).

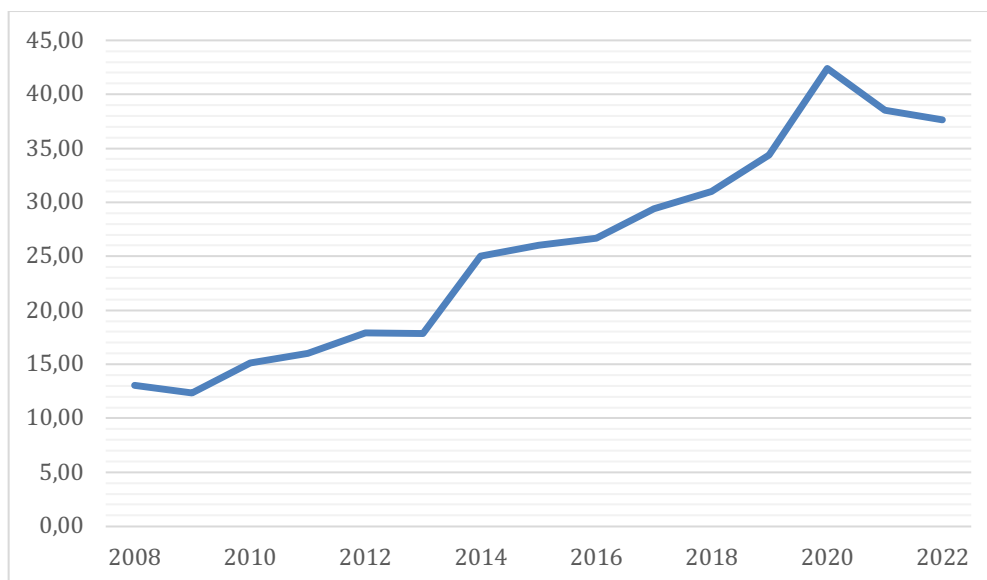


Figure 4 – Number of AVF ligations per 1000 AVF confection over the years. Linear regression ($p < 0,001$) AVF: Arteriovenous fistula.

A total of 20,702 catheters were removed, with an annual average of 1592 (SD±886) procedures. The average of catheter removal per 1000 implants was 63.83 over the years. The relation between catheter removal and implants are illustrated in Figure 5.

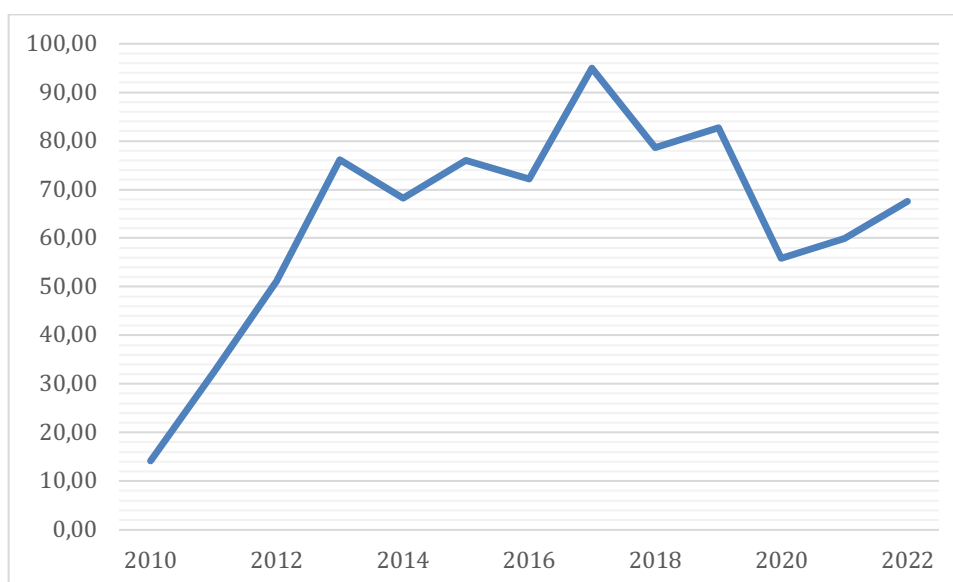


Figure 5 – Number of catheters removal per 1000 implants over the years. Linear regression ($p 0,058$)

When compared with renal transplants, AVF ligation procedures showed a significant correlation with deceased and living donor transplants ($p < 0,001$). Catheter removals also

significantly correlated with deceased and living donor transplants (p 0.003 and $p < 0.001$, respectively).

The number of catheter implants, removals, and their costs are described in Table 3. The total reimbursed throughout the years was U\$ 30,997,946.76. The overall average amount paid per procedure was U\$ 91.14.

Table 3 - Catheter Implants, removals and reimbursements by Brazilian Region

Region	Catheter Implant	(%)	Catheter Removal	(%)	Total of Procedures	Cost (U\$)	Mean (U\$)
North	12,066	3.78%	897	4.33%	12,963	1,134,569.67	87.52
Northeast	63,928	20.01%	3412	16.48%	67,340	6,262,804.49	93.00
Southeast	200,212	62.68%	10,524	50.84%	210,736	19,410,455.05	92.11
South	33,321	10.43%	5629	27.19%	38,950	3,242,797.60	83.26
Center-west	9903	3.10%	240	1.16%	10,143	947,319.95	93.40
Total	319,430	100%	20,702	100%	340,132	30,997,946.76	91.14

6. DISCUSSION

GENERAL ANALYSIS

Between 2008 and 2022, a total of 937,739 surgical procedures related to hemodialysis access and kidney transplants were performed. To our knowledge, this represents the largest sample ever studied for analyzing the creation and ligation of AVFs, as well as the implantation and removal of long-term catheters for hemodialysis and kidney transplants in a single country.

This study reflects the reality of the Brazilian population that utilizes the public health system (SUS) and is receiving treatment for kidney failure requiring hemodialysis. According to the Brazilian Dialysis Census, around 153,831 individuals were undergoing dialysis in 2022, of which around 95% were on hemodialysis and 5% were peritoneal dialysis patients. (11) About 75% of the Brazilian population rely exclusively on public health services (SUS), corresponding to around 165 million people, based on 2022 data. (13) Unfortunately, it was not possible to obtain information on the various modalities of hemodialysis access provided by the supplementary health service since centralized and public data for this population was unavailable. (13,14)

According to the Brazilian Dialysis Census of 2008, the estimated number of individuals on dialysis in Brazil was 87,044. Since then, there has been a gradual increase in the dialysis population. By 2022, the number rose by 76%, reaching approximately 153,831 individuals. (11) In addition, in 2022 there was an increase in the prevalence of patients using long-term catheters from 6% in 2013 to 15.3% in 2021, and a drop in the use of AVFs from 73.9% to 68%, in the same period. The annual mortality of the dialysis population in 2022 was estimated at 17.1%. (11)

TRENDS REGARDING ARTERIOVENOUS FISTULA

Between 2008 and 2022, a total of 516,120 new AVF were created. We collected this data through three procedure codes linked to AVFs: those involving PTFE grafts, autologous grafts, and fistulae that were not specified for hemodialysis. When we stratified the procedures, we observed that 35,546 belonged to the PTFE fistula group, 17,016 were autologous, and 463,558 did not specify the type of fistula. This information indicates that most procedures did not specify the type of fistula. This lack of specification may create a bias in filling out the procedure forms, which hinders a complete analysis, preventing us from determining which kind of fistula is the most commonly performed in the country.

Furthermore, we know that the patency of arteriovenous fistulas can vary in the literature. (15). It is known that, over the years, it is common for patients to need several fistulas due to problems with maturation, patency and the need for interventions. (16) Factors such as the patient's age, state of health, and type of fistula significantly influence this need. (15,17) The data analyzed in our study did not allow an individual analysis of the patients who underwent surgery, and it was not possible to establish how many fistulas were performed on a single patient

The main guidelines for hemodialysis access recommend creating autologous arteriovenous fistulae for patients whenever possible. This approach is preferred because it offers a longer patency duration and a lower risk of long-term complications. (8,18) In addition, dialysis patients report improved quality of life when using AVF compared to using LTSC. (19)

There was an annual increase in the number of fistulas. However, compared with the significant increase in the hemodialysis population, there has been a proportional decrease in the number of fistulas per hemodialysis patient. When comparing with North American data, we found that between 2013 and 2021 in the United States, there was a drop in patients starting hemodialysis under AVF from 17% to 12.2%, corroborating the reduction in our sample. (20)

The reduction in AVFs can also be attributed to challenges in establishing quality vascular accesses, especially in vulnerable populations, particularly the elderly.(21) This contributes to greater dependence on other types of access, which can impact the quality of treatment and complication rates.(22)

Fistula ligation has also increased progressively over the years. From 2008 to 2022, for every 1000 fistulas made, 26.56 were ligated on an outpatient basis. A limitation of this analysis is that we do not have access to why the fistula was ligated. Possible causes for fistula ligation include infection, aesthetics, heart failure, steal syndrome, loss of fistula function, recovery of kidney function, and after kidney transplantation. (20) But, considering that the analysis was based on outpatient procedures, we consider it unlikely that the ligatures were performed in the context of an infection or other emergency scenario, such as a rupture.

There is still no consensus in the literature regarding the ligation of fistulas after kidney transplantation. The procedure's benefits in this population include a reduction in ventricular overload due to changes in afterload, the risk of bleeding from the AVF, and aesthetics for the patient. (23) The controversy exists because patients undergoing kidney transplantation may still need hemodialysis, and maintaining the fistula allows for a less invasive return to hemodialysis, thereby avoiding the need for new procedures to access hemodialysis. (23,24) In our analysis, AVF ligations were significantly correlated with renal transplant procedures ($p < 0.001$), demonstrating a plausible preference for ligation of the AVF after renal transplantation in the various Brazilian services.

TRENDS REGARDING LONG STAY TUNNELED CATHETERS FOR HEMODIALYSIS

In accordance to what we observed with fistulas, the number of catheter implants has gradually increased over the years, which is in line with the growing hemodialysis population.

According to US data, between 2013 and 2021, there was an increase of approximately 13.7% in patients starting hemodialysis with LSTC. (20) This information supports the data found in our sample, demonstrating a greater trend toward catheter implantation in hemodialysis patients over recent years.

To date, there are no studies in the literature that indicate the number of implants for long-term catheters for hemodialysis. During our data collection, we noticed a temporal trend towards more catheters being implanted in dialysis patients, which coincided with a proportional decline in the number of AVFs being created, demonstrating a trade-off between the types of vascular access for hemodialysis.

Despite this increase, LSTC are routes for hemodialysis that tend to complicate more than AVFs, with the possibility of infection, tip migration, lumen thrombosis with dysfunction and thrombosis of central venous sites. (25,26) When it comes to removing catheters many reasons can justify the removal of an LSTC, including dysfunction, infection, recovery of renal function, maturation of the AVF, and termination of hemodialysis after kidney transplantation. (23,27)

Due to the scope of the study and the data collected, the reasons for catheter implantation and removal were not established. As a result, we did not recognize the reasons for implanting catheters on an outpatient basis, nor their removal.

Analyzing the data on catheter removal shows that for every 1000 LSTCs implanted, 63.83 catheters are removed. In addition, there was a correlation between the number of catheter implants, AVFs, and kidney transplants in living donors in our sample. This leads us to believe that more catheters are removed as the number of more definitive and long-lasting accesses, such as AVFs, increase. Also, as patients are transplanted, more hemodialysis catheters are removed.

TRENDS REGARDING RENAL TRANSPLANTATION

The data on kidney transplant projections aligns with the findings reported by the Brazilian Organ Transplant Association (ABTO), which annually documents the prevalence of transplants in the country. (28) There has been an absolute increase in the number of kidney transplants, predominantly at the expense of cadaveric donors, with a drop in the number of transplants using living donors.

Compared to the international data, we observe that the number of living donor transplants in Brazil has decreased yearly. In contrast, in the United States and Europe, the number of living-donor transplants has remained stable and is on the rise. (29,30) Furthermore, Brazil's number of cadaveric donors' renal transplantation per hemodialysis patient has shown a tendency towards stability.

We noticed a drop during 2020 and 2021, followed by an upward trend over the last two years. This drop is compatible with the global scenario during the COVID-19 epidemic, when the number of elective surgical procedures, including transplants, fell significantly. (19–22) The subsequent years indicate a projected increase in the number of cadaveric donors, also corroborating global literature. (29–32)

The correlation in our country between the number of kidney transplants and vascular access closure procedures is remarkable. As the number of kidney transplants has risen, there has also been a linear increase in the number of AVF ligations and catheter removals.

LIMITATIONS

As with any database study, the accuracy of the results is susceptible to errors inherent in coding or data entry. Since the data is anonymous and the analysis is retrospective, it was not possible to follow up with patients longitudinally. Consequently, this study did not access data related to patients' comorbidities and clinical outcomes. For this reason, information on procedures per patient is not available, considering that the same patient can have more than one AVF, more than one catheter implanted or even be retransplanted.

Regarding vascular access procedures, this study only analyzed procedure codes for patients treated on an outpatient basis and did not include inpatient cases. Consequently, the total values were underestimated since these cases were not included in the analysis.

Also, this study only analyzed the population that exclusively uses the public health service, which represents the majority of the Brazilian population, but it could lead to an underestimated analysis of surgeries related to vascular access for hemodialysis and kidney transplantation.

7. CONCLUSION

In Brazil, the number of long-term catheters implanted for hemodialysis has increased over the years, while the number of arteriovenous fistulas significantly decreased. Additionally access-ending procedures, such as fistula ligation and catheter removals, have risen annually since 2010.

Regarding transplants procedures, there has been a gradual decline in the number of transplants performed, with the COVID-19 pandemic a significant drop in these activities. However, after 2021, we have begun to see an upward trend in transplant number.

8. REFERENCES

1. Stevens PE, Ahmed SB, Carrero JJ, Foster B, Francis A, Hall RK, et al. KDIGO 2024 Clinical Practice Guideline for the Evaluation and Management of Chronic Kidney Disease. *Kidney Int.* 2024 Apr 1;105(4):S117–314.
2. Hill NR, Fatoba ST, Oke JL, Hirst JA, O'Callaghan CA, Lasserson DS, et al. Global prevalence of chronic kidney disease - A systematic review and meta-analysis. Vol. 11, PLoS ONE. Public Library of Science; 2016.
3. Tuttle KR, Hauske SJ, Canziani ME, Caramori ML, Cherney D, Cronin L, et al. Efficacy and safety of aldosterone synthase inhibition with and without empagliflozin for chronic kidney disease: a randomised, controlled, phase 2 trial. *The Lancet.* 2024 Jan 27;403(10424):379–90.
4. Bello AK, Okpechi IG, Osman MA, Cho Y, Htay H, Jha V, et al. Epidemiology of haemodialysis outcomes. Vol. 18, *Nature Reviews Nephrology*. Nature Research; 2022. p. 378–95.
5. Zhang S, Ren HF, Du RX, Sun WL, Fu ML, Zhang XC. Global, regional, and national burden of kidney dysfunction from 1990 to 2019: a systematic analysis from the global burden of disease study 2019. *BMC Public Health.* 2023 Dec 1;23(1).
6. Thurlow JS, Joshi M, Yan G, Norris KC, Agodoa LY, Yuan CM, et al. Global epidemiology of end-stage kidney disease and disparities in kidney replacement therapy. Vol. 52, *American Journal of Nephrology*. S. Karger AG; 2021. p. 98–107.
7. Kovesdy CP. Epidemiology of chronic kidney disease: an update 2022. Vol. 12, *Kidney International Supplements*. Elsevier B.V.; 2022. p. 7–11.
8. Lok CE, Huber TS, Lee T, Shenoy S, Yevzlin AS, Abreo K, et al. KDOQI Clinical Practice Guideline for Vascular Access: 2019 Update. *American Journal of Kidney Diseases.* 2020 Apr 1;75(4):S1–164.

9. Tucker EL, Smith AR, Daskin MS, Schapiro H, Cottrell SM, Gendron ES, et al. Life and expectations post-kidney transplant: A qualitative analysis of patient responses. *BMC Nephrol*. 2019 May 16;20(1).
10. Saran R, Robinson B, Abbott KC, Bragg-Gresham J, Chen X, Gipson D, et al. US Renal Data System 2019 Annual Data Report: Epidemiology of Kidney Disease in the United States. Vol. 75, *American Journal of Kidney Diseases*. W.B. Saunders; 2020. p. A6–7.
11. Nerbass FB, Andrade Moura-Neto J, Lugon JR, Sesso R. Brazilian Dialysis Survey 2022. Available from: <https://doi.org/10.1590/2175->
12. Rao A, Evans R, Wilkie M, Fluck R, Kumwenda M. UK Renal Registry 18th Annual Report: Chapter 11 2014 Multisite Dialysis Access Audit in England, Northern Ireland and Wales and 2013 PD One Year Follow-up: National and Centre-specific Analyses. *Nephron*. 2016 Apr 1;132(1):253–77.
13. IBGE. Instituto Brasileiro de Geografia e Estatística. [Population estimates] (in Portuguese). Available at: <https://www.ibge.gov.br/estatisticas/sociais/populacao/9103-estimativas-329de-populacao.html?=&t=o-que-e>.
14. ANS. Agência Nacional de Saúde Suplementar. [Healthcare data] (in Portuguese). Available at: 21
https://www.ans.gov.br/images/stories/Materiais_para_pesquisa/Perfil_setor/sala-de-situacao.html. Agência Nacional de Saúde Suplementar.
15. Al-Jaishi AA, Oliver MJ, Thomas SM, Lok CE, Zhang JC, Garg AX, et al. Patency rates of the arteriovenous fistula for hemodialysis: A systematic review and meta-analysis. *American Journal of Kidney Diseases*. 2014;63(3):464–78.
16. Steed DL, McAuley CE, Rault R, Webster MW. Upper arm graft fistula for hemodialysis. *J Vasc Surg*. 1984 Sep;1(5):660–3.
17. Kamar F, Quinn RR, Oliver MJ, Viecelli AK, Hiremath S, MacRae J, et al. Outcomes of the First and Second Hemodialysis Fistula: A Cohort Study. *American Journal of Kidney Diseases*. 2019 Jan 1;73(1):62–71.
18. De Oliveira Harduin L, Barroso TA, Guerra JB, Filippo MG, De Almeida LC, De Castro-Santos G, et al. Guidelines on vascular access for hemodialysis from the Brazilian Society of Angiology and Vascular Surgery. *J Vasc Bras*. 2023;22.
19. Domenick Sridharan N, Fish L, Yu L, Weisbord S, Jhamb M, Makaroun MS, et al. The associations of hemodialysis access type and access satisfaction with health-related quality of life. *J Vasc Surg*. 2018 Jan 1;67(1):229–35.
20. United States Renal Data System (USRDS). Vascular Access Highlights. 2022.
21. Kanbay M, Basile C, Battaglia Y, Mantovani A, Yavuz F, Pizzarelli F, et al. Shared decision making in elderly patients with kidney failure. *Nephrology Dialysis Transplantation*. 2024 May 1;39(5):742–51.
22. McGrogan D, Al Shakarchi J, Khawaja A, Nath J, Hodson J, Maxwell AP, et al. Arteriovenous fistula outcomes in the elderly. Vol. 62, *Journal of Vascular Surgery*. Mosby Inc.; 2015. p. 1652–7.
23. Abreo K, Sachdeva B, Abreo AP. To ligate or not to ligate hemodialysis arteriovenous fistulas in kidney transplant patients. Vol. 22, *Journal of Vascular Access*. SAGE Publications Ltd; 2021. p. 942–6.
24. Weekers L, Vanderweckene P, Pottel H, Castanares-Zapatero D, Bonvoisin C, Hamoir E, et al. The closure of arteriovenous fistula in kidney transplant recipients is associated with an acceleration of kidney function decline. *Nephrology Dialysis Transplantation*. 2017;32(1):196–200.

25. Zerati AE, Wolosker N, de Luccia N, Puech-Leão P. Totally implantable venous catheters: history, implantation technique and complications. Vol. 16, *Jornal Vascular Brasileiro*. Sociedade Brasileira de Angiologia e Cirurgia Vascular; 2017. p. 128–39.
26. Tasca Okamoto GF, Oliveira Portela FS, Alexandrino da Silva MF, Cassino Portugal MF, Wolosker N, de Cássia Ribeiro de Souza R, et al. Intraoperative evaluation of tunneled dialysis catheter mobility and function with arm movement. *J Vasc Surg Venous Lymphat Disord*. 2022 Jan 1;10(1):146–51.
27. Alomari AI, Falk A. The Natural History of Tunneled Hemodialysis Catheters Removed or Exchanged: A Single-Institution Experience. *Journal of Vascular and Interventional Radiology*. 2007 Feb;18(2):227–35.
28. Associação Brasileira de Transplante de Órgãos (ABTO). Dimensions of transplants in Brazil and in each state 2015 - 2022. 2022;(4). Available from: www.abto.org.br
29. United States Renal Data System (USRDS). Transplantation Highlights. 2022.
30. Boenink R, Kramer A, Tuinhout RE, Savoye E, Åsberg A, Idrizi A, et al. Trends in kidney transplantation rate across Europe: a study from the ERA Registry. *Nephrology Dialysis Transplantation*. 2023 Jun 1;38(6):1528–39.
31. Steinman M, de Sousa JHB, Tustumi F, Wolosker N. The burden of the pandemic on the non-SARS-CoV-2 emergencies: A multicenter study. *American Journal of Emergency Medicine*. 2021 Apr 1;42:9–14.
32. Alexandrino da Silva MF, Oliveira Portela FS, Sposato Louzada AC, Teivelis MP, Amaro Junior E, Wolosker N. National Cross-Sectional Epidemiological Analysis of the Impact of Pandemic COVID-19 on Vascular Procedures in Public Health System: 521,069 Procedures Over 4 Years. *Ann Vasc Surg*. 2024 Jan 1;98:7–17.