

1 **Community Informed Approach for Designing Seasonal Malaria Chemoprevention**
2 **Delivery in Semi-Nomadic Population in Turkana Central Sub-County, Kenya:**
3 **Results from Baseline Mixed-Methods Study**

4 Running head: Baseline study to inform seasonal malaria chemoprevention delivery

5
6 Natalya Kostandova^{1*}, Catherine Kafu², Tabitha J. Chepkwony², George Ambani², Lucy
7 Abel², Beatrice Rotich², Joseph Kipkoech Kirui², Emmah Kimachas², Emily Robie³,
8 Kaman Lowoi, David Ekai⁴, Gilchrist Lokoel⁴, Omalo Orinda⁵, Suzanne Van Hulle⁵,
9 Robert Mgeni⁵, Wendy Prudhomme O'Meara³, Amy Wesolowski¹ Becky Genberg¹,
10 Diana Menya⁶

11 ¹Department of Epidemiology, Johns Hopkins Bloomberg School of Public Health,
12 Baltimore, MD 21218, USA

13 ²Academic Model Providing Access to Health Care (AMPATH), Eldoret, Kenya

14 ³Duke Global Health Institute, Duke University, Durham NC 27710, USA

15 ⁴Turkana County Ministry of Health, Lodwar, Kenya

16 ⁵Catholic Relief Services (CRS), Kenya

17 ⁶Moi University School of Public Health, Eldoret, Kenya

18 *Corresponding author: nkostan1@jh.edu, 615 N Wolfe St, Baltimore, MD 21205
19 (410)955-3543

20

21 **Key words:** Malaria, seasonal malaria chemoprevention, pastoralist, prevention,
22 nomadic

23 **Word count:** Abstract: 250 words; Text: 8739 words

24 **Abstract**

25 Following the expansion of the World Health Organization’s guidelines on eligibility
26 for the seasonal malaria chemoprevention (SMC), the government of Kenya prepared to
27 implement SMC for a first time in Turkana Central Sub-County in 2024. To inform design
28 of SMC, we conducted a baseline qualitative and quantitative study. Using a stratified
29 cluster sampling approach, we enrolled 198 households with children 6 months - 5
30 years old, and tested all individuals one year and older using a Rapid Diagnostic Test
31 (RDT) and polymerase chain reaction (PCR). We carried out 82 key informant
32 interviews, 31 focus group discussions with community health workers, elders, and
33 caretakers of children, and 60 In-depth interviews with caretakers. Malaria prevalence
34 was 21% [9%-42%] as reported by RDT and 21% [11%-38%] by PCR. Prevalence
35 varied across villages, with the highest positivity of 73% by PCR. While SMC was
36 perceived positively, challenges identified included physical access (households far
37 from village centers, pastoralists, children living in the streets); stigma (children living
38 with disabilities, households with members struggling with alcohol use); and
39 acceptability (traditionalists, highly educated households). This study found that while
40 malaria burden is high in the region, SMC may be a feasible approach to reduce its
41 burden and transmission. However, implementation of SMC should be tailored, with a
42 combination of centralized distribution supplemented by door-to-door and outreach to
43 pastoralists and people in the interior. Using existing grassroots structures, such as Tree
44 of Men and religious and group leaders, and intensive mobilization will be critical for
45 success of this intervention.

46

47 **Introduction**

48 Malaria is a mosquito-borne disease that can lead to serious complications including
49 death. Despite continuous investment in malaria programs, in 2021, there were an
50 estimated 247 million cases and 619 thousand deaths globally, with 95% of cases and
51 96% of deaths occurring in the World Health Organization (WHO) African Region [1].
52 Most malaria control strategies have relied on a combination of vector control using
53 insecticide-treated nets (ITNs) and indoor residual spraying (IRS), and case
54 management to correctly diagnose and treat infections [2,3]. In addition, multiple
55 prevention strategies for particular high-risk groups, such as intermittent preventive
56 treatment of malaria in pregnancy (IPTp) and seasonal malaria chemoprevention
57 (SMC), are deployed [3].

58 Until 2022, SMC was administered according to WHO guidelines released in 2012.
59 Under these older guidelines, the WHO has recommended the use of SMC, which
60 consisted of monthly administration of antimalaria medicines during the season of
61 greatest malaria risk [4], as a part of malaria control in highly seasonal transmission
62 areas of the Sahel sub-region in Africa [2]. In most settings, SMC involved the
63 administration of a full treatment course of anti-malaria drugs, most often a combination
64 of sulfadoxine-pyrimethamine plus amodiaquine (SP+AQ), administered at 4-week
65 intervals to all children 3 – 59 months old [2]. This regimen has consistently been shown
66 to be safe and effective [5,6]. Many countries implemented four monthly cycles,
67 although additional cycles may be recommended depending on the transmission
68 intensity and duration [2]. How SMC is implemented varies across settings. In some
69 contexts, SMC is administered at a central location such as a health facility or school

70 (called ‘fixed-points’), or door-to-door delivery, wherein health personnel, community
71 health workers, or trained staff bring the drug to the households with eligible population
72 [7]. Research has demonstrated that the optimal approach for drug distribution may vary
73 from context to context [7-9].

74 In 2022, the WHO updated its recommendations for SMC to include all children
75 belonging to age groups at high risk of severe malaria in areas of seasonal malaria
76 transmission, thereby not restriction SMC to the Sahel Region, nor restricting the age
77 range and number of recommended monthly cycles to expand who may benefit from
78 these programs [4,8]. Due to this geographic expansion, Turkana County, a semi-arid
79 region of Northern Kenya bordering Ethiopia and Uganda, became eligible for SMC.
80 Historically, the environment and climate in Turkana were thought to be unsuitable for
81 malaria transmission, and as a result, there have been limited malaria control measures
82 deployed in this area [9]. However, recent studies demonstrated a high malaria
83 prevalence in the region, with a large proportion of asymptomatic infections and local
84 transmission [10,11]. In 2022, there were over 274,000 confirmed cases of malaria
85 reported in Turkana County, with 61% of cases occurring during four months (July –
86 October) [12].

87 Despite the high burden of malaria in Turkana County, the use of insecticide-treated
88 nets and other measures of malaria control is low [10,13,14], with much of the
89 population sleeping outdoors [14]. Turkana is a primarily rural county whose population
90 historically relied on nomadic pastoralism as a main source of livelihood. Although
91 recent years have seen a shift away from pastoralism due to drought, environmental
92 degradation, and population growth, the majority of the county still depends on livestock

93 [15]. These nomadic and semi-nomadic populations in Turkana historically have lower
94 access to health resources, with high rates of acute malnutrition and low routine
95 vaccination coverage [13]. Community based health campaigns, for example for
96 measles and polio vaccination, have supplemented routine activities [16,17], sometimes
97 targeting special populations that may be missed otherwise [18].

98 In 2023, The Turkana County Health Team, in collaboration with Duke and Moi
99 Universities, and Catholic Relief Services, was preparing to implement SMC in Turkana
100 Central Sub-county in 2024, with the vision that findings about SMC effectiveness from
101 this phase of implementation would inform the eventual roll-out of SMC in the entirety of
102 Turkana County [19]. Historically, large-scale distribution campaigns, such as mass drug
103 administration for neglected tropical diseases, have documented barriers to access and
104 specialized strategies to reach nomadic and mobile populations [20–23]. To plan and
105 ensure that SMC programs account for population-specific challenges in Turkana
106 Central, we carried out a mixed-methods formative study. We present the baseline, pre-
107 SMC prevalence of malaria in the Sub-county, as well as findings from qualitative
108 research describing the potential challenges and opportunities of SMC. Finally, we
109 suggest strategies and adaptations to ensure high coverage and acceptability given the
110 context in Turkana Sub-County.

111

112 **Materials and Methods**

113 *Study setting*

114 This was a mixed methods study conducted in all five wards of Turkana Central Sub-
115 County of Turkana County, Kenya (Township, Kanamkemer, Kangatossa, Kerio, and

116 Kalokol). Two communities per ward were selected using probability proportional to
117 population size (Figure 1).

118
119 **Figure 1. Study sites for qualitative baseline Seasonal Malaria Chemoprophylaxis**
120 **study, Turkana Central Sub-County, Kenya.** The map presents outlines of wards in
121 Turkana County, with colored wards in Turkana Central Sub-County. The study took
122 place in ten communities in this Sub-County, two per ward.

123

124 *Community entry*

125 Prior to data collection, the research team met with representatives from government
126 (the Ministry of Health and Sanitation Services) and non-governmental organizations
127 (NGOs) in Lodwar to identify partners with interest and influence in the implementation
128 of SMC in Turkana County. During these community visits, the team presented the
129 study's objectives to community leaders and health personnel, addressed questions
130 about the study, and planned for the logistics of data collection. In addition, the study
131 team aimed to understand basic characteristics of the community to inform recruitment
132 of qualitative participants, including primary sources of livelihood, religion, and decision-
133 making structures.

134

135 *Participant recruitment*

136 For quantitative data collection, within each selected village, a sampling frame of all
137 households with children between 6 months and 5 years old were compiled using
138 household registers (MoH 513) which are filled, kept, and updated by Community Health
139 Promoters (CHPs, formerly Community Health Workers or Volunteers). In each village,
140 up to 20 households were randomly selected that had children under 5 years old. In
141 selected households, a household head or their proxy enumerated household members,

142 provided information on household demographics, economic activities, recent illness
143 and malaria prevention measures.

144 All household members aged 1 year and above were eligible to participate in
145 additional survey questions, malaria rapid diagnostic testing (RDT), and dried blood
146 spot (DBS) collection. Individuals 18 years of age or older provided written informed
147 consent. The survey collected data on respondent demographics, practices related to
148 medical history, travel history, and knowledge and attitudes towards malaria and malaria
149 prevention practices (questionnaire provided in Supplementary materials Appendix 1).
150 Children under 18 years old participated after written informed consent from a parent or
151 guardian. Verbal assent was additionally sought from children 12 years and above.

152 For each household member, a malaria RDT was done and a DBS collected. When a
153 household was not available or more than 20% of household members in a village were
154 not contacted, a revisit was conducted. If the household was not available on the
155 second visit, a replacement household was located. Dried blood spots were transported
156 to Webuye, Kenya and tested for the presence of *P. falciparum* and other plasmodium
157 species. Households with malaria positive cases by RDT were given a referral form and
158 provided with transport money to go to the nearest health facility with their RDT results
159 to obtain free treatment.

160 For qualitative data collection, participants aged 18 years or older were selected
161 using a combination of purposive and snowball approaches, using different criteria for
162 each thematic area (Table S1). Recruitment occurred iteratively such that Key Informant
163 Interviews (KIIs) and Focus Group Discussions (FGDs) may have identified important
164 groups for inclusion in additional data collection.

165 *KIs*: In each of the ten communities, at least six community leaders were identified
166 for KIs on social and resource mapping. These leaders were chiefs, village, and ward
167 administrators, religious leaders, youth leaders, village elders, and leaders of
168 community groups like fisherfolk. To learn about the community's health profile and
169 challenges in the provision of health services, we interviewed key informants, including
170 heads of health facilities, Community Health Assistants, community health mobilizers,
171 and community health committee members.

172 *In-Depth Interviews (IDIs)*: Caretakers of children under five were selected to capture
173 different experiences of seeking healthcare and access to community resources. For
174 example, we enrolled caretakers of children living with disabilities, orphaned children,
175 children living far away from the health facility, children who defaulted from nutrition
176 programs or delayed vaccination, and those within families with unhealthy alcohol use.

177 *FGDs*: Ranking exercises to understand community member preferences for the
178 mode of SMC administration were done separately with caregivers of children under five
179 and with community elders. FGDs to understand travel, exploring what influenced
180 community members' migration, who they migrated with, and how access to healthcare
181 changed, were carried out with members of the Tree of Men, a group of mature men
182 that act as a decision-making mechanism for pastoralist communities, or with elders in
183 the community. FGDs on CHP experiences were done with CHPs.

184 Summary of these thematic areas and profile of participants are presented in Table
185 S1.

186

187 *Data collection*

188 For quantitative data collection, interviews were carried out using KoboCollect
189 software in Turkana or Kiswahili. Participants were enrolled from 198 households
190 Turkana Central.

191 For qualitative data collection, semi-structured guides were created for all KIIs, IDIs,
192 and FGDs, and were translated and back-translated from English to Kiswahili and
193 Ngaturkana. Data collection was carried out in the language choice of participants. The
194 exception was the mass activity domain data that were collected from participants for
195 whom English is the primary work language; as a result, the guides were only available
196 in English, and their interviews were carried out in English.

197 Discussions and interviews were recorded, unless participants did not consent to an
198 audio recording. In these cases, only notes were taken.

199 In total, 410 participants were enrolled across the ten villages and Lodwar and
200 participated in 78 KIIs, 31 FGDs and 60 IDIs.

201 Quantitative and qualitative data collection was carried out from August to September
202 2023.

203

204 *Data analysis*

205 Quantitative data

206 Descriptive statistics for indicators of interest were calculated using *survey* package
207 [24]

208 in R version 4.4.1 [25] and RStudio 2024.04.2 [26], accounting for study design. At
209 individual level, we specified stratified selection at Ward level, with three-level sampling
210 (at Village, Household, and Household member level). Probabilities of selection were

211 calculated at each of the three levels. For household-level variables, only two levels of
212 selection were specified (Village and Household levels).

213

214 Qualitative data

215 Debriefings with the qualitative field research team were carried out daily. During the
216 first two weeks of data collection, a study team member read notes from the interviews
217 and FGDs to identify emerging key themes and criteria for the selection of participants
218 in the upcoming days. Audio recordings were transcribed and translated directly into
219 English verbatim. Transcripts for KIIs with community leaders and health workers were
220 uploaded and manually coded inductively by NK using ATLAS.ti (v.23.4.0) [27] and
221 NVivo 10 [28]. We used memos to note summary descriptions of findings from all other
222 transcripts and notes, highlight key quotations and synthesize the results. Barriers and
223 anticipated challenges to implementation of SMC were organized around determinants
224 from The Designing for Behavior Change Framework. The framework is based on
225 behavior change theories (i.e., Health Behavior Model and Theory of Reasoned Action)
226 and is used to formalize understanding of determinants, key factors, challenges, and
227 activities for successful design of an intervention for behavior change [29]. In our case,
228 the desired behavior would be the uptake of SMC. The data were organized in a matrix
229 according to the determinants of the Designing for Behavior Change Framework (i.e.,
230 perceived self-efficacy, perceived social norms, etc.), along with potential strategies to
231 address the determinant in the implementation of the intervention. Two domains were
232 then identified from the data that represented specific challenges to the implementation,
233 delivery and access of SMC that cut across the determinants. Finally specific

234 recommendations for intervention implementation informed by the context were
235 identified.

236 *Ethical approval:* Study was approved by Moi University Research Ethics Committee
237 (Approval number 0004733) and Duke University Institutional Review Board (Protocol
238 ID Pro00115824).

239

240 **Results**

241

242 **Results of the quantitative study**

243 ***Profile of participants in quantitative study***

244 Twenty households were enrolled in each of the ten villages in Turkana Central Sub-
245 county, with exception of Nasingila village, where 18 households were enrolled. A total
246 of 983 individuals were enrolled, with enrollment ranging from 72% in Atangi to 90% in
247 Apetet (Table S2). Percentage of household members who could be found at home and
248 were interviewed was 79%.

249 Median age of individuals enrolled was 12 years old [IQR: 5, 26] (Table 1). Majority of
250 enrollees were female, and most of individuals enrolled were children of the heads of
251 household (Table 1).

252

253 **Table 1. Demographic characteristics of individuals enrolled in the quantitative**
254 **baseline study, Turkana Central Sub-County, 2023**

Characteristic	Participants, N = 983 ¹
Age (years)	12 (5, 26)
Gender	
Female	579 (59%)

Characteristic	Participants, N = 983¹
Male	404 (41%)
Unknown	0
Relationship of individual enrolled to head of household	
Head of household	95 (9.8%)
Wife of head of household	147 (15%)
Parents of head of household	19 (2.0%)
Child of head of household	568 (58%)
Grandchild of head of household	58 (6.0%)
Sister/brother of head of household	32 (3.3%)
Aunt/uncle of head of household	5 (0.5%)
Cousin/niece/nephew of head of household	27 (2.8%)
In-law of head of household	9 (0.9%)
Other	13 (1.3%)
Unknown	10

255
256 At household level, there was large variability in characteristics such as primary water
257 source and primary source of income. Wards bordering Lake Turkana reported larger
258 reliance on lake water as primary water source (70% of households in Kangatosa ward),
259 with more urban wards reporting higher use of tap water (Township (77%), and
260 Kanamkemer (92%)) (Table S3). Fishing was the primary household source of income
261 for Kangatosa Ward (75%), while small business was the primary source of income for
262 all other wards. Livestock as the primary source of income was most common in Kerio
263 ward (31%) (Table S3).
264 Median household size was 6 people (IQR 5, 8).

265

266 Prevalence of malaria as reported by PCR and RDT

267 Malaria prevalence was 21% as reported by RDT (95% CI [8.8%-42%]) and 21% by
268 PCR (95% CI [11%-38%]). By both RDT and PCR, malaria prevalence was the highest
269 among individuals 5-19 years old in both sub-counties (Figure 2A).

270

271 **Figure 1. PCR and RDT positivity during quantitative baseline study, Turkana** 272 **Central Sub-County, 2023. A. By age group, B. By Village.**

273

274 Both RDT and PCR positivity varied widely across villages and wards. Kerio Ward
275 had the lowest overall positivity using both PCR and RDT, followed by Township Ward
276 (positivity <20% for both tests) (Figure 2B). However, in Kalokol, Kanamekemer, and
277 Kangatosa, there was wider variability in results; in Kalokol Ward, by PCR, Atangi
278 village had <2% positivity, while Namerisinyen had 73% positivity, although this
279 difference was much smaller by RDT. In Akatorongot and Lokorkor villages, positivity
280 was >50% both using PCR and RDT. While there was some variability in distribution of
281 ages of individuals enrolled across villages and wards (Figure S1), this variability is
282 unlikely to explain all of variability in PCR and RDT positivity.

283 46% and 62% of individuals with positive PCR and RDT results, respectively, did not
284 report any malaria-like symptoms at the day of the survey (reported to be
285 asymptomatic).

286

287 Knowledge and practices regarding malaria

288 Most individuals believed malaria was present in their area (98%); malaria to be a big
289 problem in their village (98%), and that malaria can be prevented (94%) and cured

290 through treatment (99%) (Table S4). While there was high perception that sleeping
291 under a mosquito net protects against malaria, ownership and use of nets was very low
292 as expected for a region where no mass distribution campaign has occurred. The
293 proportion of households with a net for their sleeping space ranged from 20% in the
294 most rural areas (Kerio Ward) to >50% in more urban township areas (Township and
295 Kanamkemer Ward). Over one-fifth (22%) reported sleeping outside last night; this
296 proportion was highest among individuals 40 years and older (37% [27%-50%]) and 15-
297 19 years old (35% [22%-50%]), and the lowest among children under 5 years (11%
298 [8.3%-13%]). However, amongst those who reported having a net available the night
299 before the survey, 99% slept under it. Health education messages about malaria were
300 often received from community health workers, with exception of Township ward, where
301 radio was the most common source of information about malaria (47%) (Table S4).

302

303 Healthcare seeking

304 When asked what the individuals did when they experienced symptoms related to
305 malaria, most reported that they went to the hospital / health facility, although this
306 percentage ranged from 65% in Kerio Ward to 91% in Township Ward (Figure 3). In
307 Kanamkemer Ward, almost half of respondents contacted a CHP indicating that CHPs
308 are already a trusted resource for malaria in these areas.

309

310 **Figure 2. Actions reported when survey participants were asked "What did you do**
311 **when you felt sick?"**

312

313 Results of the qualitative study

314

315 ***Profile of participants in qualitative study***

316 Characteristics of individuals participating in FGDs, KIIs, and IDIs are presented in
317 Table 2. In each ward, we enrolled at least ten leaders (five in each village). Profile of
318 leaders enrolled was informed by interviews and understanding of the communities; for
319 example, in Kalokol and Kangatossa wards, fishing is an important source of livelihood
320 given proximity of the lake. As a result, in these wards, we carried out interviews with
321 chairpersons of fisherfolk. In each ward, we interviewed at least two religious leaders
322 (enrolling leaders of different religions when present), at least one chief or assistant
323 chief, or another administrative leader in each of the villages (at least two per ward),
324 leaders of women's and youth groups, and other leaders depending on availability and
325 relevance. In each ward, we carried out at least two interviews with health facility
326 personnel or chairpersons of the health committee personnel. These were not done in
327 villages where there was no health facility and no active health committee.

328 Seven representatives of government, religious, and non-governmental organizations
329 were interviewed. Furthermore, sixty caretakers participated in IDIs (11-13 per ward).
330 Finally, at least two ranking FGDs were done in each ward; participants included
331 caretakers of children under 5, or community elders. In areas with large amount of
332 seasonal movement reported, travel FGDs were carried out either with community
333 members (Township and Kerio wards) or members of the Tree of Men (Kangatossa,
334 Kanamkemer, Kerio wards) (Table 2).

335
336

337 **Table 2. Profile of participants in the qualitative study, by ward. KII: Key informant**
338 **interview; IDI: In-depth interview; FGD: Focus group discussion**

	Township	Kangatossa	Kanamkamer	Kerio	Kalokol
KII: Community leaders	11	13	10	13	11
Religious leader (including traditional	3	3	4	2	2

healers)					
Chief and assistant chief, village and ward administrator	2	3	2	2	3
Leaders of women's and youth groups	4	2	1	3	1
Leaders of fisherfolk, Trees of men / kraals ¹	0	2	0	3	3
Other leaders ²	2	3	3	3	2
KII: Health facility and health committee personnel³	2	2	3	3	3
KII: Lodwar (government, religious, and NGO representatives)	7				
IDI: caretakers	13	11	12	12	12
FGDs (number of discussions)					
Community health promoters	2	1	2	1	2
Ranking (community elders, caretakers)	3	4	2	3	4
Travel (community elders, Tree of men)	1	2	2	2	0
FGD participants (total)	50	61	54	54	53

339 ¹Fisherfolks in Kangatossa and Kalokol wards, Trees of men / kraals in Kerio and Kalokol

340 ² Including village elders, Early Childhood Development teachers, chairmen and chairwomen of Nyumba
341 Kumi (clusters of ten households)

342 ³ Health facility personnel (Facility in charge, Community Health Assistants, Nutrition in-charge,
343 Community Health Officer), Chairperson of community health committee

344

345 ***Perception of SMC and potential challenges to uptake***

346 The results are presented by the larger domain that could present challenges to
347 reaching high SMC coverage, namely acceptability and reach. In each domain, we
348 present findings organized by the relevant themes of the Designing for Behavior
349 Change Framework, as presented in Table 3.

350 **Table 3. Community perception of Seasonal Malaria Chemoprevention (SMC), by determinant of the Designing for**
 351 **Behavior Change Framework. Determinants are further classified into two domains that could present challenges**
 352 **to reach and uptake of SMC in Turkana Central Sub-County.**
 353

Domain	Determinant	Description	Recommended action in SMC roll-out
Acceptability	Perceived severity	Malaria perceived as severe	No particular action necessary
	Perceived susceptibility / risk	Children (and all other groups) overwhelmingly seen as susceptible to malaria	Coupling SMC with other interventions that can provide protection for other groups not targeted by SMC (e.g., elderly, pregnant people)
	Perceived action efficacy	Perceived limited impact of SMC due to restriction in age group targeted and duration of SMC	Accompany SMC by distribution of mosquito nets and/or education activities on malaria prevention
	Perceived positive consequences	Perceived reduction of morbidity and mortality among children; reduced financial burden due to costs of treatment of malaria	No particular action raised as many perceived positive consequences
		Concerns raised about SMC being administered by anybody other than skilled health professionals	Sufficient, tailored training on administration of SMC to Community Health Promoters (CHPs) and caretakers of children under five years old
	Perceived social norms	Support for SMC from neighbors, clans, and community leaders is crucial in increasing uptake among community members	Engaging community leaders (traditional, administrative, and religious) in mobilization, modeling behavior (serving as example)
	Culture	Following structures were highly influential in decision-making, including around children's health, and in larger community life: Religious structures Nyumba Kumi (groups of ten households) Kraals (groups of pastoralists moving together), and Tree of Men (larger groups of pastoralists sharing in decision-making) Community groups (youth, business, women)	Engage in sensitization and mobilization within these structures, especially engaging leaders of these groups
	Perceived negative	Few noted, but potential for misinformation	Concerted sensitization efforts

Domain	Determinant	Description	Recommended action in SMC roll-out
	consequences	and growing fear of drugs, especially following COVID-19 vaccination campaign	focusing on content of drugs, dosing, potential side effects, and safety monitoring by community elders and other community structures
Reach	Access	Distance (pastoralists, sparsely populated communities, populations displaced due to conflict and flooding)	Outreach, use of CHPs (with transportation provided)
		Individuals experiencing stigma (alcohol use, people living with HIV, children with disabilities)	Engaging community leaders to improve CHP access to households resisting access Sensitization and mobilization
		Caretaker availability (caretakers working outside home in urban areas, farmers and fisherpeople in rural areas)	Sensitization and mobilization Distribution on weekends and through centralized distribution points
		School going children (children 3 – 4 years enrolled in Early Childhood Development centers would be missed if distribution were to happen on weekday mornings during school year)	Distribution on weekends and through centralized distribution points Distribution in schools with parental consent
		Perceived lack of access due to corruption of individuals involved in distribution	Engage religious leaders and women

354

355 **Domain 1: Acceptability**

356 Community and individual acceptance of SMC will depend on the risk/concern for
357 malaria, perceived benefit, and trust with groups implementing SMC.

358

359 Perceived severity

360 Overall, malaria had a high *perceived severity* as a disease that could result in death,
361 with some community members believing it was responsible for many deaths.

362 In all KIIs with healthcare workers, malaria was named as a key health issue for the
363 community, followed by respiratory infections, diarrhea, cholera and other waterborne
364 diseases.

365

366 Perceived susceptibility/risk

367 The targeted population for SMC, namely young children under 5 years old, was
368 seen as consistently susceptible to malaria. However, the *perceived susceptibility/risk*
369 was not exclusive to this group. There were requests that SMC be expanded to include
370 other population groups, especially the elderly and pregnant people, or that groups not
371 covered by SMC be offered alternative strategies for malaria prevention, such as
372 mosquito nets and repellants.

373 *“What about us? Even if [children’s] immunity is low, malaria attacks even adults*
374 *like us. Why can’t the government say that even adults should be given [SMC] for*
375 *prevention, even though we are closer to death?” – Community leader, Township*

376

377 Perceived action efficacy

378 The limited population targeted (children under 5 years old) impacted the *perceived*
379 *action efficacy* of SMC. In addition, in the Kangatossa ward especially, where Lake
380 Turkana plays a vital role in the livelihood of community members, participants
381 expressed concerns that malaria in their area is not limited to a single season but is
382 present throughout the year.

383 *“We will also need [SMC] during the other time because we are affected by*
384 *malaria even when it is not a rainy season. We are neighboring a river, so there*
385 *are mosquitos like all the time both during rainy season and during the dry*
386 *season.” – Community leader, Kerio*

387

388 Perceived positive consequences

389 In general, SMC overwhelmingly had *perceived positive consequences* by all
390 participants. These included improved health outcomes and reduction of mortality from
391 malaria.

392 *“It will help the children. It will help them so much. This issue of many deaths will*
393 *reduce because of late we have been losing a lot of children to malaria. You can*
394 *give birth to a child and [it] will even die within one day. [...] This SMC will help*
395 *reduce the number of child mortality because of malaria.” – Caretaker, Township*

396 In addition, participants mentioned that SMC would reduce financial pressure on
397 caretakers of children because of averting malaria, which could further reduce intra-
398 household tensions. The latter advantage was raised often in rural communities outside
399 the Township ward, with participants noting that this would be of particular benefit to
400 less wealthy households, where disposable income was scarce. One participant noted,

401 *“I think [SMC] is good because for some people when their child gets malaria,*
402 *they don’t have the money to take them to hospital. The child just suffers at home*
403 *and sometimes they die.” – Community leader, Kalokol*

404 Furthermore, participants also reported that SMC would help children whose
405 caretakers may not seek care at health facilities for reasons other than cost, such as
406 households with a preference for traditional treatment.

407 Previous Community experience with other mass events, like health campaigns, may
408 ease the acceptability of SMC. For example, the success of campaigns such as polio
409 vaccination may contribute to the positive perception of SMC.

410 *“I hope this activity will be good [...], it is like the immunization of polio, because*
411 *most of our children have been dying of polio, but when the immunization started,*
412 *at least we are seeing it has reduced. People are not more lame now as they*
413 *have been. I think for [SMC] also, although we have not seen it work.” – Kalokol,*
414 *community leader*

415 Some caretakers described negative experiences with mass events. For example,
416 one caretaker took time off work to attend food distribution; upon arrival at the
417 distribution sites, they found a long queue of individuals that they did not feel met the
418 eligibility criteria for distribution. Despite the wait, the caretaker did not receive food nor
419 information about future distributions, and felt confused, frustrated, and reticent to
420 attend future mass events, especially those organized by village elders.

421 CHPs were very highly regarded and trusted in most communities. Despite general
422 positive perception of SMC’s potential, some participants raised questions about SMC
423 being administered by anybody other than qualified medical personnel. Specifically,

424 some participants expressed distrust of the CHP's ability to provide a correct dose of
425 SMC to the child, stating that they would only accept SMC from nurses or doctors.

426

427 Perceived social norms and culture

428 In addition to the primary caretaker's acceptability of SMC, participants highlighted
429 the importance of interpersonal- and community-level acceptability of SMC, with
430 *perceived social norms* and *culture* playing a role in the caretaker's decision on whether
431 their child should take the drugs. Most commonly, when alive, the child's mother was the
432 primary decision-maker about health. However, many individuals influenced the mother,
433 including neighbors, family members, community elders, CHPs, religious structures, and
434 clans.

435 Community leaders often set and modeled social norms. Their engagement and
436 acceptance of activities were consistently underscored as a major factor in their
437 success and a requirement for the implementation of SMC. In addition, households
438 reported being connected through the many religious groups in the area, with leaders
439 playing an important role in healthcare decision-making and beyond. In addition to
440 religious leaders, administrative leaders like area chiefs and ward and village
441 administrators have considerable presence and influence in the communities. Together
442 with village elders, these leaders were reported to be the major source of information
443 across all wards.

444 Community leaders provided support by organizing barazas (community gatherings
445 summoned by the chief or village elders) or sharing information about an event and
446 sometimes serving as an example by modeling the desired behavior:

447 *“My role, one is to mobilize the people, two is to help them have confidence in*
448 *the activity that is supposed to be undertaken, because sometimes the people*
449 *might be asking, why, why; like that one of Covid-19 [vaccination]. People had*
450 *many misconceptions. They said, this one will kill, this one will do this. So, you*
451 *give them the confidence and then you become the first person to be vaccinated,*
452 *and then they wait for you. They say, let’s see if you can die. So, to create trust in*
453 *them and the confidence, at least you must be the lead.” – Community leader,*
454 *Kalokol*

455 Beyond formal leadership and religious leaders, communities had structures that
456 linked community members based on livelihood activities or individual characteristics.
457 These included youth groups, fisherfolk groups, women groups, table banking, and
458 others, reinforcing connections between households and individuals. Regardless of the
459 groups’ objectives, these also served as a mode of sharing information about
460 community matters, including health. Additional community structures included the
461 Nyumba Kumi, or clusters of ten households initially set up as a community policing
462 concept [30] that has since extended to implementation of COVID-19 counter measures
463 among others [31], and kraals among the pastoralists. A positive or a negative view of
464 SMC by leaders and other members of these groups was likely to influence their
465 members’ view and uptake of SMC.

466

467 Perceived negative consequences

468 There were few *perceived negative consequences* of SMC, although participants did
469 raise questions about the contents of the drug, potential side effects, and risk of

470 overdose to the child. In all wards, participants noted a possibility of misinformation
471 contributing to perceived negative consequences of SMC, especially among community
472 members with lower education levels. In a few communities, leaders noted an increased
473 resistance towards medication/drugs; this resistance may extend to SMC. Participants
474 often requested that SMC be accompanied by food and drinks for the children during
475 administration to ensure they were not taking it on an empty stomach.

476

477 **Domain 2: Reach**

478 In this domain, we present challenges classified under the *Access* determinant,
479 namely hard-to-reach communities, households, and individuals; mobile population;
480 individuals experiencing stigma; and other groups.

481

482 Hard-to-reach communities, households, and individuals

483 In general, access was the most reported challenge to the implementation of SMC.
484 First, there are physical components to access that may impact SMC coverage. The
485 geography poses physical barriers, such as rivers and mountains, limiting access for
486 groups outside the Township and Kanamkemer wards. In sparsely populated Turkana
487 Central Sub-County, individuals who live in far, difficult-to-access areas, such as interior
488 rural areas and pastoralist communities, were often identified as at risk of missing SMC.
489 Another group was those with less wealth and limited transportation options. In addition,
490 there are multiple populations displaced by conflict, such as communities in Kerio, who
491 regularly lack access to health facilities and CHPs due to the remote location of their
492 new settlements. In at least one case, following conflict over cattle, a portion of the

493 population relocated across the river from their original settlement and the health facility,
494 with a small group settling in the mountains where they felt less at risk of future attacks.
495 Strategies to reach this population include outreach and, to a smaller extent, distribution
496 of SMC at central locations in the village during large market dates.

497 In addition to physical barriers to access, there are access concerns for school-going
498 children. In Kenya, most children three to five years old attend Early Childhood
499 Development and Education centers for pre-primary education [32], with some children
500 attending madrasa, Islam-centered schools that fall outside the formal education sector.
501 As a result, if SMC is administered while school is in session, many children in the
502 target group would be absent from households during the day. Some participants
503 suggested the distribution of SMC through schools by health workers, complemented by
504 community-level or health facility distribution for other children. However, parental
505 consent would have to be obtained before school-level administration, and children's
506 age eligibility would have to be confirmed. In madrasa schools, in particular, parents
507 may feel strongly about the need to be present during administration, as reported by a
508 religious leader.

509 On the other hand, children whose caretakers are unavailable during the workday
510 would not receive SMC unless someone could provide approval. This was a particular
511 problem in urban communities, especially in Township ward, where many primary
512 caretakers leave home early in the morning and return late at night during the working
513 week. Door-to-door strategies, or fixed-point distribution during workdays, would miss
514 these children.

515 Although there exists a system of registering newly arrived households and
516 individuals in households rosters, this process was reported to take up to six months.
517 During this time, new arrivals may miss out on regular visits from CHPs and from being
518 included in mass events, if the SMC campaign requested registration card prior to
519 administration of SMC drugs.

520 Further, in some communities, participants reported perceived corruption of
521 community elders or other individuals involved with mass events. Respondents
522 suggested engaging women or religious leaders in distribution as a possible mitigation
523 strategy, as the latter were perceived to be less corrupt.

524

525 Mobile populations

526 Travel and migration may mean that children's access to healthcare is disrupted or
527 changed. Although we identified some instances of short-term travel, such as visits to
528 sick family members, temporary employment, and migration in the fisherfolk community,
529 longer, predominantly seasonal migration by pastoralists is likely to pose a larger
530 challenge to success of SMC. Specifically, we focused on understanding the
531 movements, shift in healthcare seeking, and opportunities to reach pastoralist
532 communities during migration.

533 Whether young children participated in pastoralist travel varied by location and
534 household. It was most common that young and middle-aged men were the ones to
535 migrate with the herd. These men would be accompanied by older children (usually
536 about ten years and older), and women. Some households were divided in two, with the
537 elderly, young children, people living with disabilities, and some women remaining

538 behind, while others, usually smaller households, would migrate together. Children who
539 attended school would often be left behind to continue their education. Some polygamist
540 families would split, with one wife remaining behind, and others migrating. This
541 complicated our understanding of how many children may actually leave their
542 communities during migration, and would require additional efforts for mapping and
543 quantifying how many of these children migrated during SMC.

544 Planning for reaching migrating children may also be affected by shifting and less
545 stable migration periods. Until recently, drought seasons spanned about six months,
546 with one dry season from January to April, and a shorter dry season from August to
547 September. However, participants noted that recent shifts in climate made seasonality
548 much less predictable. As a result, pastoralist migration occurs more sporadically, with
549 pastoralists leaving in search of pasture whenever there is a drought. Pastoralists would
550 return to their residence communities under three circumstances: when rains occurred,
551 the pasture in migration destination was depleted, or they encountered insecurity. As
552 SMC is likely to be administered just before and during rainy season, we anticipate that
553 most of the monthly cycles would find pastoralists in their home locations; however,
554 unstable rain patterns may result in some children migrating outside their communities
555 during SMC administration.

556 Linking children to care during migration may be difficult. Often participants reported
557 that travel would take place to an area far from a populated place and lack access to
558 formal health system, except through rare outreach events, organized as mobile clinics
559 bringing services to these communities. Although CHPs played an important role in
560 linking community to care, often providing screening and curative services, these

561 connections are disrupted during migration. While some pastoralists reported that they
562 were able to maintain contact with their CHPs by mobile phone, for others, there was no
563 contact. Participants described that they often introduced themselves to the elders in
564 the new location they migrated to, and were then linked to this community's CHPs.
565 However, even after being assigned a new CHP, they reported receiving limited
566 services. More often, pastoralists settled in an area outside of formal settlements, and
567 their relationship with the new community was limited. As a result, pastoralists reported
568 that their children often missed vaccination during migration.

569 Rarely, pastoralists reported returning to their residence communities to seek
570 healthcare. However, participants stated that if they received information about a mass
571 event like a vaccination campaign or SMC, they would likely return to their residence
572 community. Often, they recommended using community leaders (as below), or CHPs, to
573 provide this information by mobile phone.

574 Migration decisions were dynamic, and led by a group of initiated elders called the
575 Tree of Men (Ekitoe a ng'ikiliok). While the quick initiation of migration may make it
576 difficult to adapt SMC strategies to reach pastoralist children, existing relationships and
577 communication strategies between the elders and the Tree of Men could be leveraged
578 to facilitate service delivery during migration.

579 In addition to children who migrated with the pastoralists, we explored whether
580 children who remained in their residence communities would experience additional
581 barriers to SMC. Responds assured us that when the head of the household migrates,
582 the remaining caretaker can make decisions about healthcare. While a young child
583 usually remains with their mother if possible, extended family members or neighbors

584 sometimes served as primary caretakers. In these cases, the caretaker may consult
585 with elders, Nyumba Kumi (organization of ten households), CHPs, and other
586 community members when making the decision about the child's health. The father may
587 become involved only when the child's care requires financial resources outside the
588 remaining caretaker's ability to manage and hence would not impact SMC.

589

590 Individuals experiencing stigma

591 Stigma is an additional barrier to SMC from the perspective of both healthcare
592 providers, including CHPs, and caretakers. There are caretaking groups, such as those
593 struggling with alcohol use, that are negatively perceived by many healthcare providers,
594 community leaders, and other community members. Several respondents mentioned
595 that individuals struggling with alcohol use often caused disturbances, were not
596 receptive to information about child's health, and were unable to care for their children.
597 When carrying out their activities, CHPs reported sometimes skipping households that
598 struggled with alcohol use, while others recounted making several attempts to visit the
599 household when the caretaker was not under the influence of alcohol. Children living in
600 these households were reported to have been missed in both door-to-door and central
601 location mass events.

602 There are two additional groups of children, those with disabilities and those living in
603 households with a person living with HIV, that were identified as vulnerable to being
604 missed. Children with physical disabilities, or those with caretakers with limited physical
605 abilities, were often unable to attend distributions outside of the home, especially in rural
606 areas. Some caretakers were reported to hide children with physical or mental

607 disabilities due to shame and stigma and refused to provide access to their children to
608 healthcare personnel, including CHPs. These children had lower access to and uptake
609 of routine preventive and curative health services.

610 *“Some mothers especially with disabled children tend to hide these children from*
611 *CHVs [CHPs] and other community members, so they end up unattended.” –*
612 *Community leader, Kerio*

613 While CHPs did not report negative attitudes towards children with disabilities, one
614 community leader reported that some CHPs feel reluctant to work with these children
615 due to the perception that some are dirty. For children with disabilities, using CHPs to
616 deliver SMC at home was the predominant strategy suggested. However, the
617 involvement of community leaders may be necessary to reduce the reluctance of
618 caretakers to allow people in their homes.

619 In addition, CHPs reported that some people living with HIV were fearful that their
620 status might be disclosed and, as a result, preferred not to allow CHPs or healthcare
621 personnel into their households, no matter the reason for the visit. Some CHPs said
622 they expected to be met with violence when visiting households with people living with
623 HIV, resulting in a reluctance to visit. For example, when asked about households that
624 were difficult for CHPs to work with, one CHP replied,

625 *“That household where a person is HIV positive, whenever they see you, they will*
626 *just start abusing you recklessly without any reason.” – CHP, Kalokol*

627 Community leaders, on the other hand, reported that people living with HIV were less
628 likely to seek services at health facilities, where they were fearful of being systematically
629 tested for HIV. Ensuring clear communication about the objectives of SMC and

630 decoupling it from services that target people living with HIV may reduce the fear of
631 stigma and disclosure.

632 Finally, children of sex workers were reported to less likely present to health facilities
633 due to their caretakers' fear of being systematically tested for HIV. However, participants
634 did not report significant barriers to access of these children by CHPs in their homes or
635 in locations outside health facilities.

636

637 ***Approaches to ensuring high coverage with SMC***

638 Despite the identified barriers to acceptability and access to SMC, participants
639 identified opportunities and facilitators that can guide the design of the program
640 strategy.

641

642 Sensitization and mobilization are crucial for success of SMC

643 In most interviews and discussions, participants highlighted the importance of
644 community sensitization and mobilization prior to administering SMC. These were seen
645 as necessary for acceptance and uptake of the event, and **participants linked**
646 **insufficient sensitization to negative experiences with previous mass events,**
647 contributing to vaccine hesitancy during the COVID-19 campaign and physical scuffles
648 during relief food distribution.

649 Leaders often noted their desire to be involved in the activities from the early stages
650 of design to the end of the project. Some had felt caught unaware by earlier mass
651 activities done without consultation. Community members also expressed the desire to
652 see community leaders' buy-in. Elders were identified as leaders with close ties to the

653 community and were often suggested as focal points to ensure accountability during the
654 roll-out of SMC and report any issues afterward. Notably, some leaders expected
655 remuneration as they engaged in activities.

656 Across all wards, participants reported receiving information through the chief's
657 barazas (organized discussions with community members), through village elders,
658 CHPs and health workers, church, door-to-door, and through word of mouth, primarily
659 through friends and neighbors. Less often, participants received information through
660 community groups like women's groups, WhatsApp, radio and public announcements,
661 pamphlets and posters, and loudspeakers. Sharing information by phone has become
662 more common over time, which is particularly important to households who live far away
663 in less densely populated areas. These findings highlighted the importance of engaging
664 multiple communication channels when sharing information and mobilizing the
665 community before SMC. Information shared should address concerns raised by
666 community members that led to *perceived negative consequences*. Additionally,
667 respondents asked other questions (Appendix 2); preemptively addressing these during
668 community sensitization may reduce confusion and frustration by community members.

669 When possible, SMC should be accompanied by the distribution of mosquito nets, as
670 well as education activities on ways to reduce mosquito habitats and prevent malaria.
671 Less commonly, participants requested mosquito tents and repellents, although these
672 are not items that have previously been distributed through government initiatives. The
673 preference for coupling SMC with other interventions, such as providing food relief or
674 improving water, sanitation, and hygiene, was widespread in rural areas and among
675 pastoralists.

676 Modes of SMC delivery

677 In most ranking FGDs, there was not a single strategy for SMC delivery that was
678 preferred by all participants. Rather, combination approaches for rolling out SMC were
679 suggested, where a dominant strategy was expected to reach most eligible children,
680 supplemented by an additional approach for hard-to-reach populations. Strategies,
681 including their strengths and limitations, are described in Table S6. In urban and peri-
682 urban wards, distribution through a central location, namely a health facility, was the
683 dominant strategy. However, this approach is likely to miss children as detailed above
684 and the perception that all services at health facilities require payment, also
685 discouraged some participants from selecting this as a dominant strategy.

686 Supplementary strategies to reach these children included door-to-door, use of CHPs,
687 use of a central location in the village for distribution, and distribution in schools.
688 Distribution through stages, or transportation hubs, was suggested to reach mobile
689 populations in urban areas. Distribution through churches on Sunday was suggested to
690 reach well-to-do households that were often resistant or inaccessible to CHPs.

691 In more rural wards, decentralized approaches for distribution were generally
692 selected as dominant strategies, including door-to-door, CHPs, and distribution through
693 churches. Supplementary approaches like outreach to improve access for pastoralists
694 and children who travel with caretakers to the river and the lake for fishing were
695 suggested. Central location distribution strategies and distribution through health
696 facilities were also identified as supplementary strategies. Engaging with the elders and
697 Tree of men would also be necessary for reaching pastoralist children.

698 While CHPs were seen as a crucial component of SMC rollout across all wards,
699 whether by distributing SMC directly, identifying households with children under five
700 years old, or as a part of sensitization and mobilization efforts, serious concerns were
701 raised about support necessary to be provided to the CHPs. CHPs often reported being
702 overwhelmed, with one CHP being responsible for as many as 145 households. Both
703 CHPs and key informants reported competing priorities, and the need for support
704 including transport, water, and increased stipends, in addition to reporting tools and
705 operational supplies like bags and airtime.

706

707 **Discussion**

708 In this study, we found high prevalence of malaria in Turkana Central Sub-County,
709 with 15% positivity by PCR among young children 6 months – 4 years old. With only a
710 quarter of individuals reporting sleeping under a mosquito net the night before the
711 survey, and highly seasonal pattern of malaria cases, strategies like SMC may provide a
712 feasible way to mitigate the burden of malaria in this area. Overall, we found strong
713 support for SMC from community members, including caretakers of young children,
714 community leaders, CHPs, and healthcare personnel. While SMC was largely
715 acceptable, access is likely to be a significant barrier to reaching high coverage.
716 Physical access was challenging in rural and more remote communities due to distance
717 between households, poor or absent roads, and challenging terrain. In urban
718 communities, while households were relatively easy to reach, many caretakers were
719 absent during the day or were inaccessible to CHPs. These findings are consistent with

720 challenges to access documented in previous SMC distribution campaigns in the Sahel,
721 especially in rural areas [33].

722 The pastoralist population in Turkana Central Sub-County is likely to face unique
723 challenges in accessing SMC owing in part to changing climate patterns, leading to less
724 predictable migration, and disruption of healthcare access during migration. In this
725 study, participants identified strategies such as outreach and engagement with
726 pastoralist leadership structures, including the Tree of Men, as a feasible approach to
727 reach the pastoralists. Strategies like the One Health strategy, launched in Turkana
728 County in 2023 [34–36], can provide additional opportunities to reach pastoralists
729 through existing collaborations between Ministries, especially if SMC is provided
730 alongside veterinary or water services. Collaboration between various Ministries
731 working with pastoralist populations could facilitate implementation of SMC; for
732 example, information collected by the Ministry of Livestock during the registration of
733 pastoralists can be used to map children during migration. Initiatives like the Community
734 Disease Reporters, which engage pastoralists in animal health surveillance, can be
735 replicated for SMC. Training SMC focal persons among pastoralists who move with the
736 kraals to distribute SMC in those locations may also be advantageous. This is
737 consistent with literature highlighting the importance of training community drug
738 distributors (CDDs) from mobile populations in increasing uptake of mass drug
739 administration for diseases like trachoma [22,37]. Similarly, appropriate treatment of
740 malaria and use of nets was significantly higher in nomadic Fulani communities that had
741 trained representatives than those without [38]. However, deploying pastoralist SMC
742 distributors may require more extensive training and supervision than CHPs or

743 healthcare workers to ensure the community trusts the focal persons' abilities
744 sufficiently.

745 Caretakers and community leaders preferred a combination of approaches for
746 effective SMC distribution, varying across urban and rural settings. Optimal strategies
747 may rely on a dominant approach supplemented by a complementary secondary
748 distribution strategy informed by the specific access challenges of each community. In
749 more rural, interior areas, a door-to-door approach by CHPs or specialized health
750 personnel is likely to work well, supplemented by well-tailored outreaches to reach
751 pastoralists and people further in the interior. In these rural areas, static distribution
752 through centralized locations like churches and health facilities would provide an
753 alternative for those missed at home or through outreach. In urban areas, door to door
754 efforts may miss those who work outside the home or who prefer to choose their
755 healthcare provider. In this setting, SMC distribution at health facilities may supplement
756 door-to-door or CHP distribution efforts.

757 In Turkana Central Sub-County, engaging with community leadership structures is
758 crucial to SMC's success. Leadership structures include established government
759 structures (chiefs, village elders) and religious leaders, but also unique locally instituted
760 networks such as Tree of Men, kraal leaders and irrigation committees. These networks
761 not only have unique insight into community dynamics and broad reach to remote and
762 mobile households, but could also provide accountability of SMC program to the
763 community. Participants highlighted the powerful role that leaders could play as
764 influencers and role models, particularly for new initiatives. Engaging existing leadership

765 structures in planning, sensitization, distribution, monitoring, and follow-up is critical for
766 the campaign's success.

767 This study has several limitations. While during qualitative data collection, we made
768 efforts to capture the experiences of individuals at different points of the power
769 spectrum, we heavily relied on information from community leaders and CHPs to
770 understand the community structure and identify individuals for qualitative data
771 collection. It is likely that we missed individuals who were excluded from community
772 participation. We were similarly unable to engage with pastoralists and individuals living
773 on the other side of the mountains. This was especially the case in Kerio ward. While
774 our teams made an effort to interview some pastoralists who came from faraway
775 locations to the village on market days and to understand the particular challenges of
776 this community from the Tree of Men and other community leaders, we were unable to
777 obtain this information directly.

778 In the quantitative study, the major limitation was availability of up-to-date sampling
779 frame. For the first stage of sampling, we relied on the list of villages and populations
780 provided by the Ministry of Health; however, it is possible that some of the remote
781 villages with little access to CHPs and health facilities were excluded from this frame.
782 Furthermore, older children (>15 years old) and male adults were more often absent
783 from households during time of data collection, as evidenced by larger proportion of
784 children and female participants in the sample, compared to expected. Although our
785 teams carried out mop-up to increase enrollment, the results are subject to selection
786 bias. However, very few children under 5 years old were unavailable.

787 Despite these limitations, our findings showed that in Turkana Central Sub-County,
788 SMC presents a promising approach for mitigating morbidity and mortality from malaria
789 in a highly-vulnerable group. However, ensuring widespread SMC coverage requires a
790 respectful and inclusive engagement with established community structures, and using
791 context-tailored approaches including combination strategies for SMC delivery for hard-
792 to-reach population. SMC offers a chance to integrate supplementary initiatives, such as
793 distributing relief food, mosquito nets, and animal health programs. These identified
794 strategies are transferrable to other contexts as SMC expands beyond the Sahel region.

795

796 **Acknowledgements**

797 We are grateful to the administrative and traditional authorities of Turkana County,
798 and Turkana Central Sub-County, for facilitating the implementation of this study. We
799 are especially thankful to the communities of the Turkana Central Sub-County for
800 sharing their experience and perspectives with the study team, and for the Community
801 Health Promoters, health facility personnel, and local authorities that facilitated access
802 to the communities and logistical support for both the quantitative and qualitative
803 components of the study. We are grateful to Chrisine Markwalter for her support with
804 planning the logistics of data collection. Finally, we are grateful to the data collection
805 team and the supervisors, as well as transcribers and translators, who tirelessly worked
806 to collect and make available the best possible data, without whom this work would not
807 have been possible.

808

809 **Financial support**

810 This study was funded by the Catholic Relief Services.

811

812 **Conflict of interest**

813 The team does not report any conflicts of interest.

814

815 **Author's current addresses**

816 NK: Johns Hopkins Bloomberg School of Public Health, Baltimore, USA,

817 nkostan1@jh.edu; CK: Academic Model Providing Access to Health Care (AMPATH),

818 Eldoret, Kenya, catekafu@gmail.com; TJC: Academic Model Providing Access to Health

819 Care (AMPATH), Eldoret, Kenya, jepkurgatbunet@gmail.com; GA: Academic Model

820 Providing Access to Health Care (AMPATH), Eldoret, Kenya,

821 georgeambani@gmail.com; LA: Academic Model Providing Access to Health Care

822 (AMPATH), Eldoret, Kenya, lucycayth@gmail.com; BR: Academic Model Providing

823 Access to Health Care (AMPATH), Eldoret, Kenya, beatricekirrui@gmail.com; JKK:

824 Academic Model Providing Access to Health Care (AMPATH), Eldoret, Kenya,

825 josepheddykipkoech@gmail.com; EK: Academic Model Providing Access to Health

826 Care (AMPATH), Eldoret, Kenya, kimachasnr@gmail.com; ER: Duke Global Health

827 Institute, Duke University, Durham, USA, emily.robie@duke.edu; KL: Unaffiliated,

828 Lodwar, Kenya, lowoikaman@gmail.com; DE: Turkana County Ministry of Health,

829 Lodwar, Kenya, dlogialan@gmail.com; GL: Turkana County Ministry of Health, Lodwar,

830 Kenya, lockhell80@gmail.com; OO: Catholic Relief Services (CRS), Nairobi, Kenya,

831 omaloorinda@yahoo.com; SVH: Catholic Relief Services (CRS), Nairobi, Kenya,

832 suzanne.vanhulle@crs.org; RM: Catholic Relief Services (CRS), Nairobi, Kenya,

833 Robert.mgeni@crs.org; WPOM: Duke Global Health Institute, Duke University, Durham,
834 USA, wendypomeara@gmail.com; AW: Johns Hopkins Bloomberg School of Public
835 Health, Baltimore, USA, awesolowski@jhu.edu; BG: Johns Hopkins Bloomberg School
836 of Public Health, Baltimore, USA, bgenberg@jhu.edu; DM: Moi University School of
837 Public Health, Eldoret, Kenya, dianamenya@gmail.com

838

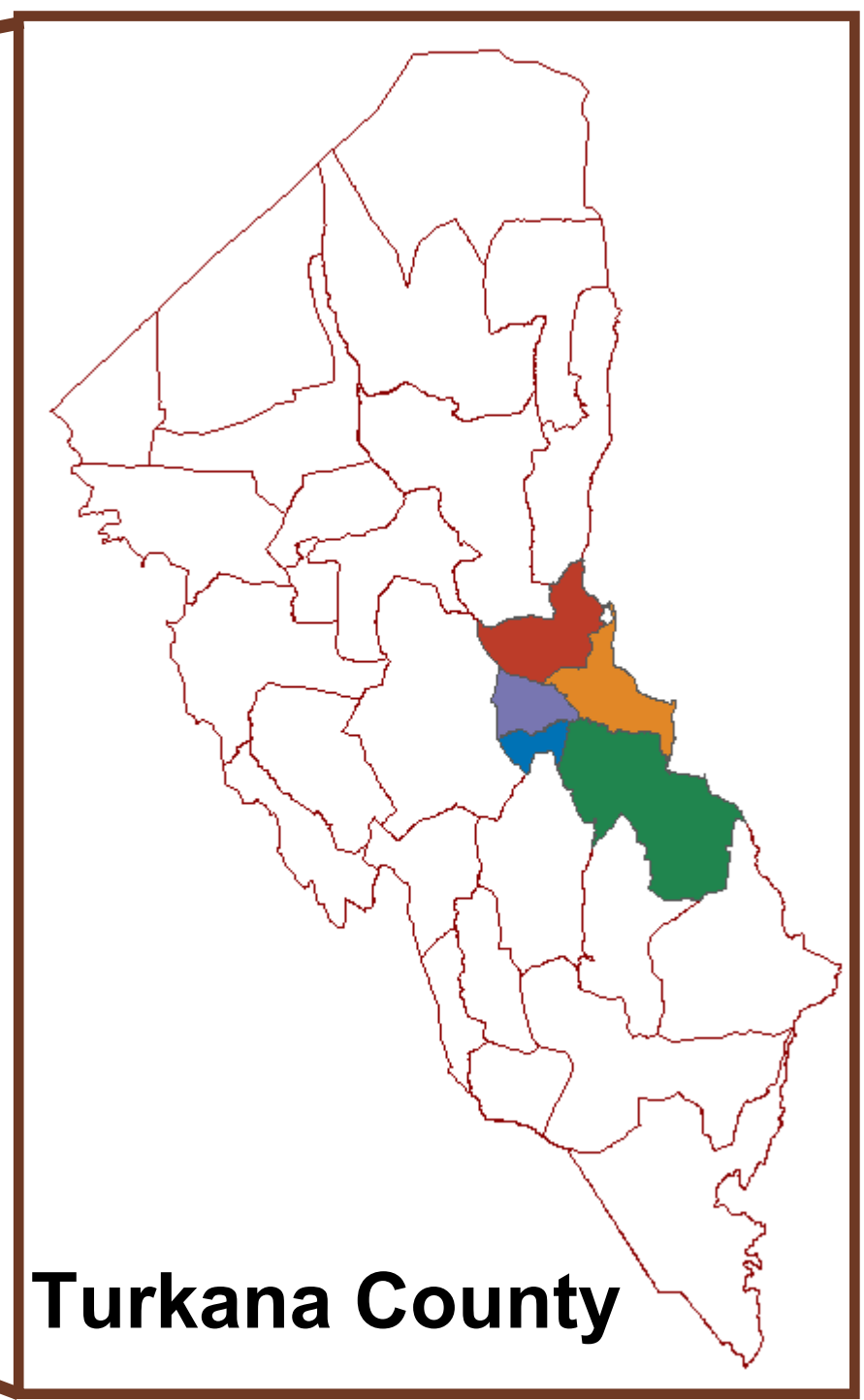
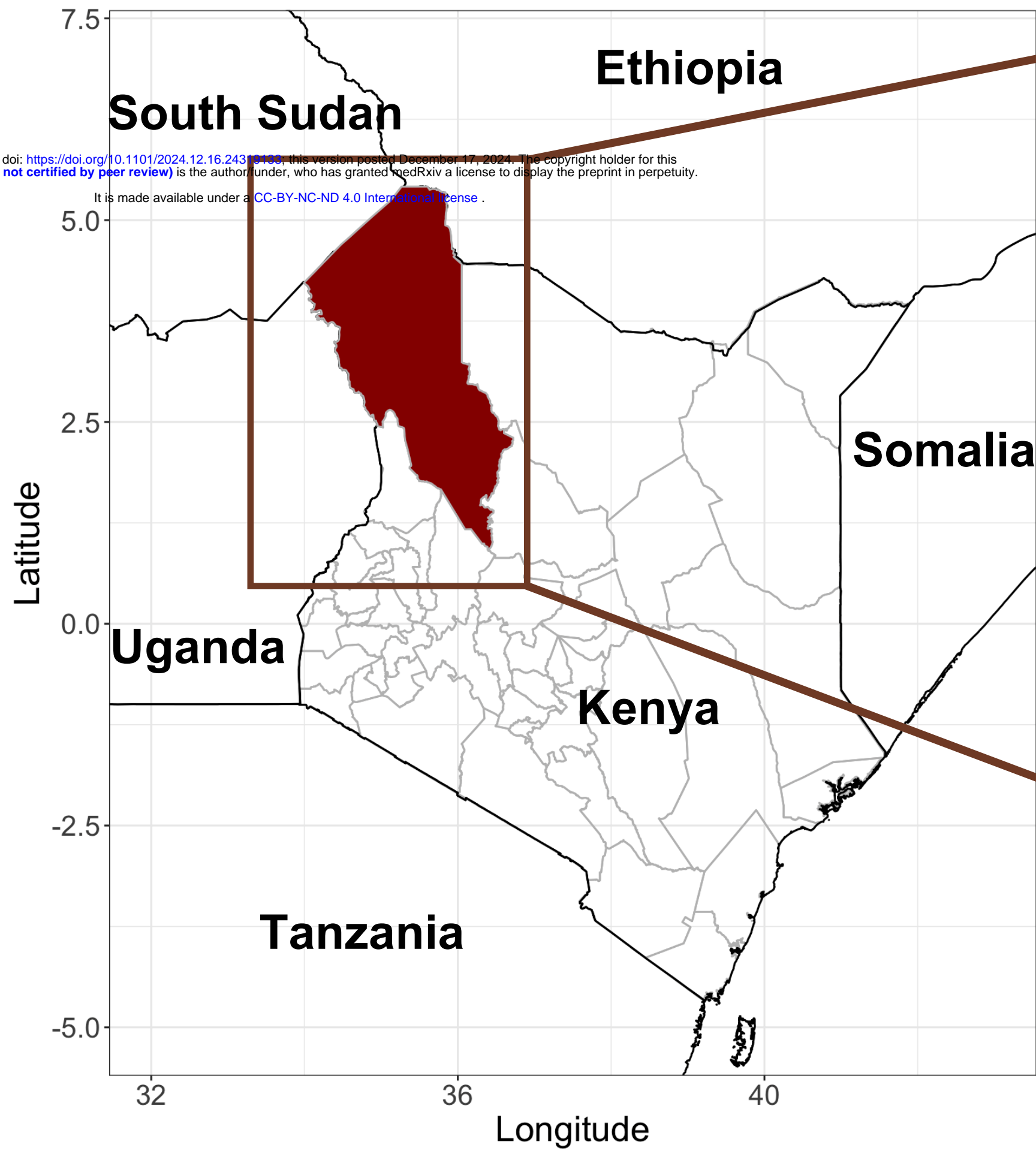
839 References

- 840 1. World Health Organization. World malaria report 2022. Geneva; 2022. Available:
841 <https://www.who.int/publications-detail-redirect/9789240064898>
- 842 2. World Health Organization. WHO Policy Recommendation: Seasonal Malaria
843 Chemoprevention (SMC) for Plasmodium falciparum Malaria Control in Highly
844 Seasonal Transmission Areas of the Sahel Sub-Region in Africa. 2012. Available:
845 <https://iris.who.int/handle/10665/337978?locale-attribute=en&show=full>
- 846 3. World Health Organization. Global technical strategy for malaria 2016-2030, 2021
847 update. Geneva; 2021. Available: <https://www.who.int/publications-detail-redirect/9789240031357>
848
- 849 4. World Health Organization. Updated WHO recommendations for malaria
850 chemoprevention and elimination. 2022 Jun. Available:
851 [https://www.who.int/news/item/03-06-2022-updated-who-recommendations-for-](https://www.who.int/news/item/03-06-2022-updated-who-recommendations-for-malaria-chemoprevention-and-elimination)
852 [malaria-chemoprevention-and-elimination](https://www.who.int/news/item/03-06-2022-updated-who-recommendations-for-malaria-chemoprevention-and-elimination)
- 853 5. Meremikwu MM, Donegan, S, Esu E. Chemoprophylaxis and intermittent treatment
854 for preventing malaria in children. *Cochrane Database Syst Rev*. 2008.
855 doi:10.1002/14651858.CD003756.pub3
- 856 6. Thwing J, Williamson J, Cavros I, Gutman JR. Systematic Review and Meta-
857 Analysis of Seasonal Malaria Chemoprevention. *Am J Trop Med Hyg*. 2024;110:
858 20–31. doi:10.4269/ajtmh.23-0481
- 859 7. Barry A, Issiaka D, Traore T, Mahamar A, Diarra B, Sagara I, et al. Optimal mode
860 for delivery of seasonal malaria chemoprevention in Ouelessebouyou, Mali: A
861 cluster randomized trial. *PloS One*. 2018;13: e0193296.
862 doi:10.1371/journal.pone.0193296
- 863 8. World Health Organization. WHO consolidated Guidelines for malaria. 2023.
864 Available: [https://www.who.int/teams/global-malaria-programme/guidelines-for-](https://www.who.int/teams/global-malaria-programme/guidelines-for-malaria)
865 [malaria](https://www.who.int/teams/global-malaria-programme/guidelines-for-malaria)

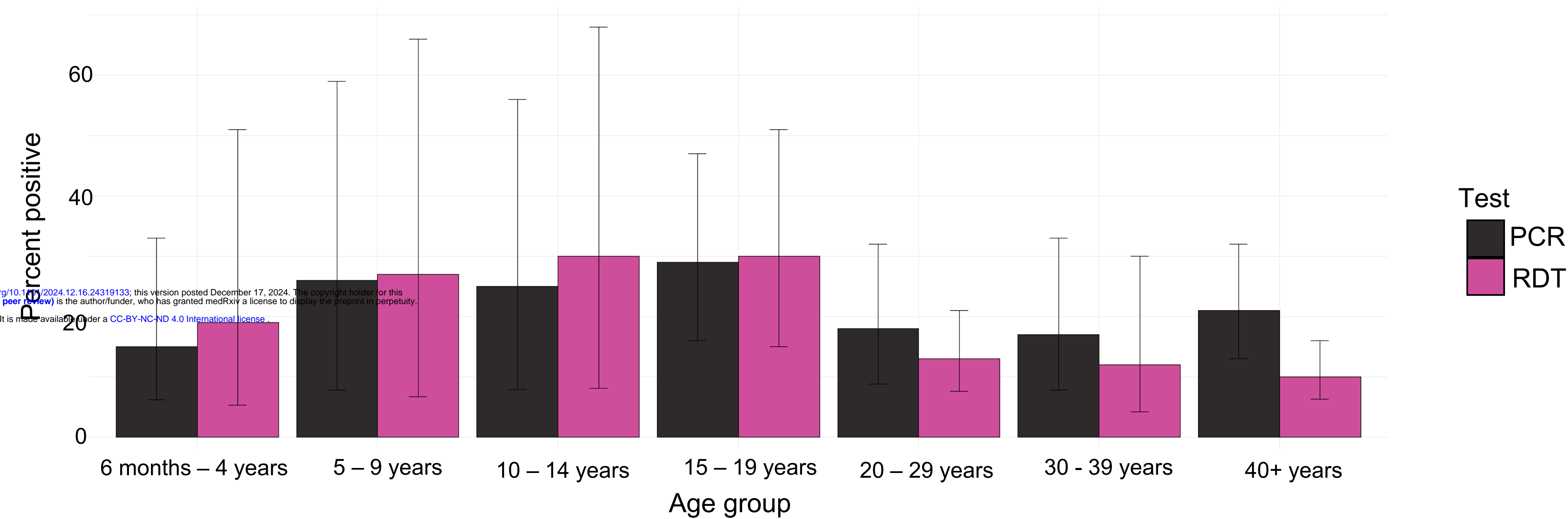
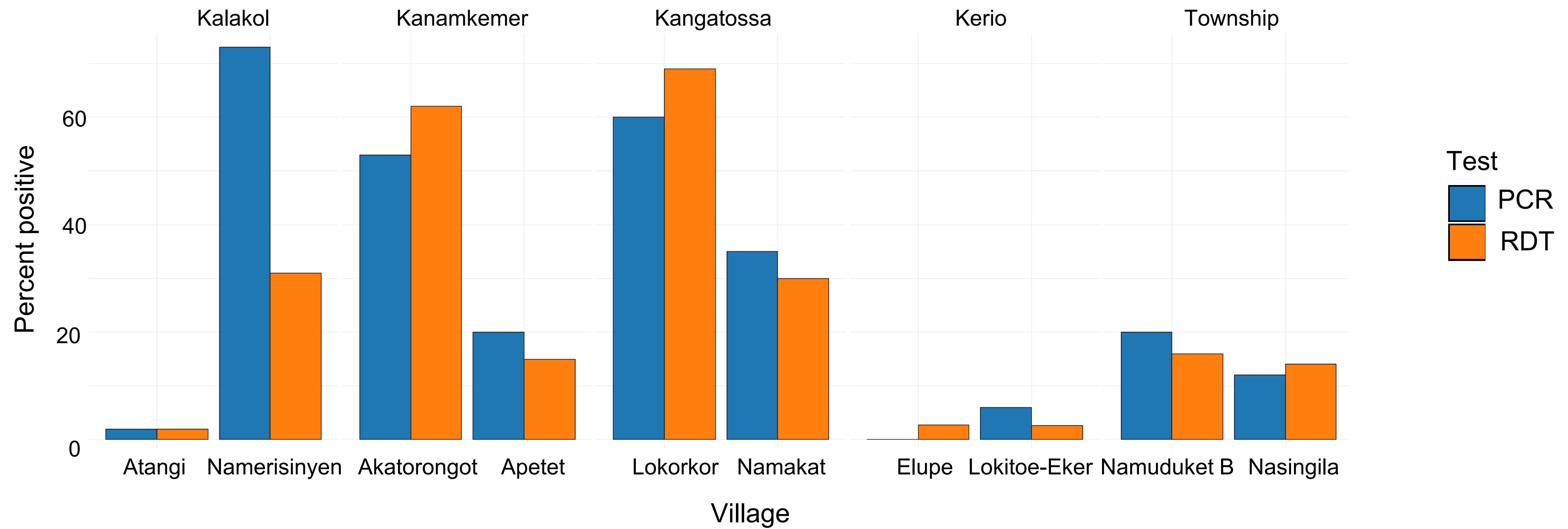
- 866 9. Noor A, Macharia P, Ouma P, Oloo S, Maina J, Kyalo D, et al. The epidemiology
867 and control profile of malaria in Kenya: reviewing the evidence to guide the future
868 vector control. 2016. doi:10.13140/RG.2.2.32068.12167
- 869 10. Meredith HR, Wesolowski A, Menya D, Esimit D, Lokoel G, Kipkoech J, et al.
870 Epidemiology of Plasmodium falciparum Infections in a Semi-Arid Rural African
871 Setting: Evidence from Reactive Case Detection in Northwestern Kenya. *Am J Trop*
872 *Med Hyg.* 2021;105: 1076–1084. doi:10.4269/ajtmh.21-0256
- 873 11. Markwalter CF, Menya D, Wesolowski A, Esimit D, Lokoel G, Kipkoech J, et al.
874 Plasmodium falciparum importation does not sustain malaria transmission in a
875 semi-arid region of Kenya. *PLOS Glob Public Health.* 2022;2: e0000807.
876 doi:10.1371/journal.pgph.0000807
- 877 12. Turkana County Health Department. Turkana County Health Data (MOH 705 A/B).
878 Lodwar; unpublished.
- 879 13. Turkana County Department of Health. Turkana County SMART Nutrition Surveys.
880 2019 Jun. Available: [http://www.nutritionhealth.or.ke/wp-](http://www.nutritionhealth.or.ke/wp-content/uploads/SMART%20Survey%20Reports/Turkana%20County%20SMART%20Survey%20Report%20-%20June%202019.pdf)
881 [content/uploads/SMART%20Survey%20Reports/Turkana%20County%20SMART%](http://www.nutritionhealth.or.ke/wp-content/uploads/SMART%20Survey%20Reports/Turkana%20County%20SMART%20Survey%20Report%20-%20June%202019.pdf)
882 [20Survey%20Report%20-%20June%202019.pdf](http://www.nutritionhealth.or.ke/wp-content/uploads/SMART%20Survey%20Reports/Turkana%20County%20SMART%20Survey%20Report%20-%20June%202019.pdf)
- 883 14. Meredith HR, Wesolowski A, Okoth D, Maraga L, Ambani G, Chepkwony T, et al.
884 Characterizing mobility patterns and malaria risk factors in semi-nomadic
885 populations of Northern Kenya. *PLOS Glob Public Health.* 2024;4: e0002750.
886 doi:10.1371/journal.pgph.0002750
- 887 15. Turkana County Government. Turkana County: County Integrated Development
888 Plan, CIDP II 2018 - 2022. Lodwar; 2018. Available:
889 <http://repository.kippra.or.ke/handle/123456789/2832>
- 890 16. Gitonga P. Turkana county kicks off measles vaccination campaign – Kenya News
891 Agency. 6 Jul 2023 [cited 2 Apr 2024]. Available:
892 [https://www.kenyanews.go.ke/turkana-county-kicks-off-measles-vaccination-](https://www.kenyanews.go.ke/turkana-county-kicks-off-measles-vaccination-campaign/)
893 [campaign/](https://www.kenyanews.go.ke/turkana-county-kicks-off-measles-vaccination-campaign/)
- 894 17. Etyang H. Turkana children to be vaccinated against polio. In: *The Star* [Internet].
895 2019 [cited 2 Apr 2024]. Available: [https://www.the-star.co.ke/counties/rift-](https://www.the-star.co.ke/counties/rift-valley/2019-07-16-turkana-children-to-be-vaccinated-against-polio/)
896 [valley/2019-07-16-turkana-children-to-be-vaccinated-against-polio/](https://www.the-star.co.ke/counties/rift-valley/2019-07-16-turkana-children-to-be-vaccinated-against-polio/)
- 897 18. Harvey B, Dalal W, Amin F, McIntyre E, Ward S, Merrill RD, et al. Planning and
898 implementing a targeted polio vaccination campaign for Somali mobile populations
899 in Northeastern Kenya based on migration and settlement patterns. *Ethn Health.*
900 2022;27: 817–832. doi:10.1080/13557858.2020.1838455
- 901 19. Turkana County Government. New Malaria Prevention Strategy, ‘SMC’ set to
902 reduce malaria related deaths among Children in Turkana – Turkana County
903 Government. [cited 16 Feb 2024]. Available: <https://turkana.go.ke/2023/03/24/new->

- 904 malaria-prevention-strategy-smc-set-to-reduce-malaria-related-deaths-among-
905 children-in-turkana/
- 906 20. Gammino VM, Diaz MR, Pallas SW, Greenleaf AR, Kurnit MR. Health services
907 uptake among nomadic pastoralist populations in Africa: A systematic review of the
908 literature. *PLoS Negl Trop Dis*. 2020;14: e0008474.
909 doi:10.1371/journal.pntd.0008474
- 910 21. Adams MW, Sutherland EG, Eckert EL, Saalim K, Reithinger R. Leaving no one
911 behind: targeting mobile and migrant populations with health interventions for
912 disease elimination—a descriptive systematic review. *BMC Med*. 2022;20: 172.
913 doi:10.1186/s12916-022-02365-6
- 914 22. Muchiri G, Okwii M, Bukuluki P, Willems J, Amanyi-Enegela JA, Yibi M, et al.
915 Challenges and strategies for the uptake of mass drug administration among
916 pastoralist communities in South Sudan. *Front Trop Dis*. 2023;4. Available:
917 <https://www.frontiersin.org/articles/10.3389/fitd.2023.1007480>
- 918 23. Wild H, Mendonsa E, Trautwein M, Edwards J, Jowell A, GebreGiorgis Kidanu A, et
919 al. Health interventions among mobile pastoralists: a systematic review to guide
920 health service design. *Trop Med Int Health*. 2020;25: 1332–1352.
921 doi:10.1111/tmi.13481
- 922 24. Lumley T. survey: analysis of complex survey samples. 2024.
- 923 25. R Core Team. R: A Language and Environment for Statistical Computing. Vienna,
924 Austria: R Foundation for Statistical Computing; 2022. Available: [https://www.R-](https://www.R-project.org/)
925 [project.org/](https://www.R-project.org/)
- 926 26. Posit team. RStudio: Integrated Development Environment for R. Boston, MA: Posit
927 Software, PBC; 2023. Available: <http://www.posit.co/>
- 928 27. Scientific Software Development GmbH. ATLAS.ti Scientific Software Development
929 GmbH. 2023. Available: <https://atlasti.com>
- 930 28. Lumivero. NVivo. 2014. Available: www.lumivero.com
- 931 29. Kittle B. A practical guide to conducting a barrier analysis. New York, NY: Helen
932 Keller International; 2013.
- 933 30. National Police Service. Community Policing Information Booklet. 2017.
- 934 31. Omondi R, 2020. Improving Kenya's COVID-19 Outcomes the Nyumba Kumi Way.
935 [cited 2 Apr 2024]. Available: [https://horninstitute.org/improving-kenyas-covid-19-](https://horninstitute.org/improving-kenyas-covid-19-outcomes-the-nyumba-kumi-way/)
936 [outcomes-the-nyumba-kumi-way/](https://horninstitute.org/improving-kenyas-covid-19-outcomes-the-nyumba-kumi-way/)
- 937 32. Republic of Kenya, Ministry of Education. National education sector strategic plan
938 for the period 2018-2022. 2019. Available:

- 939 <https://www.education.go.ke/sites/default/files/Docs/MOE->
940 [NESSP%20BOOKLET%20TEXT%20combined%20%20with%20cover%202019%](https://www.education.go.ke/sites/default/files/Docs/MOE-)
941 [20\(1\).pdf](https://www.education.go.ke/sites/default/files/Docs/MOE-)
- 942 33. Coldiron ME, Von Seidlein L, Grais RF. Seasonal malaria chemoprevention:
943 successes and missed opportunities. *Malar J.* 2017;16: 481. doi:10.1186/s12936-
944 017-2132-1
- 945 34. Griffith EF, Kipkemoi JR, Robbins AH, Abuom TO, Mariner JC, Kimani T, et al. A
946 One Health framework for integrated service delivery in Turkana County, Kenya.
947 *Pastoralism.* 2020;10: 7. doi:10.1186/s13570-020-00161-6
- 948 35. Turkana County Government. Turkana County launches its first “One Health
949 Strategy” in Lodwar. 2023 [cited 27 Feb 2024]. Available:
950 [https://turkana.go.ke/2023/12/20/turkana-county-launches-its-first-one-health-](https://turkana.go.ke/2023/12/20/turkana-county-launches-its-first-one-health-strategy-in-lodwar/)
951 [strategy-in-lodwar/](https://turkana.go.ke/2023/12/20/turkana-county-launches-its-first-one-health-strategy-in-lodwar/)
- 952 36. Griffith EF, Kipkemoi JR, Nakadio EL, Smith LJ, Amuguni JH. One Health in
953 Turkana County, Kenya: Applications and Lessons Learned. *One Health Cases.*
954 2023 [cited 27 Feb 2024]. Available:
955 <https://www.cabidigitallibrary.org/doi/10.1079/onehealthcases.2023.0022>
- 956 37. Mtuy TB, Bardosh K, Ngondi J, Mwingira U, Seeley J, Burton M, et al.
957 Understanding hard-to-reach communities: local perspectives and experiences of
958 trachoma control among the pastoralist Maasai in northern Tanzania. *J Biosoc Sci.*
959 2021;53: 819–838. doi:10.1017/S0021932020000553
- 960 38. Akogun OB, Adesina AO, Njobdi S, Ogundahunsi O. Nomadic Fulani communities
961 manage malaria on the move. *Int Health.* 2012;4: 10–19.
962 doi:10.1016/j.inhe.2011.09.001
- 963



- Ward**
- Kalokol Ward
 - Kanamkemer Ward
 - Kangatossa Ward
 - Kerio Delta Ward
 - Lodwar Township Ward

A**B**

medRxiv preprint doi: <https://doi.org/10.1101/2024.12.16.24319133>; this version posted December 17, 2024. The copyright holder for this preprint (which was not certified by peer review) is the author/funder, who has granted medRxiv a license to display the preprint in perpetuity. It is made available under a [CC-BY-NC-ND 4.0 International license](https://creativecommons.org/licenses/by-nc-nd/4.0/).

