

1 **Evolving landscape of economic evaluations of HIV pre-exposure prophylaxis and pre-**
2 **exposure prophylaxis implementation strategies: A systematic review**

3 Min Xi^{1,2,3}, Darrell H. S. Tan^{4,5,6,7,8}, Stefan D. Baral⁹, Howsikan Kugathasan⁵, Lisa Masucci^{1,4,10},
4 Becky Skidmore¹¹, Derek R. MacFadden¹, Kednapa Thavorn^{*1,12,13}, Sharmistha
5 Mishra^{§*2,4,5,6,7,8,12}

6
7 ¹Ottawa Hospital Research Institute, The Ottawa Hospital, Ottawa, Ontario, Canada

8 ²Dalla Lana School of Public Health, University of Toronto, Toronto, Ontario, Canada

9 ³Toronto General Hospital Research Institute, University Health Network, Toronto, Ontario,
10 Canada

11 ⁴Institute of Health Policy, Management, and Evaluation, University of Toronto, Toronto,
12 Ontario, Canada

13 ⁵MAP Centre for Urban Health Solutions, Li Ka Shing Knowledge Institute, St Michael's
14 Hospital, Unity Health Toronto, Toronto, Ontario, Canada

15 ⁶Division of Infectious Diseases, St Michael's Hospital, Unity Health Toronto, Toronto, Ontario,
16 Canada

17 ⁷Department of Medicine, Faculty of Medicine, University of Toronto, Toronto, Ontario, Canada

18 ⁸Institute of Medical Science, University of Toronto, Toronto, Ontario, Canada

19 ⁹Department of Epidemiology, John Hopkins University, Baltimore, Maryland, United States

20 ¹⁰Toronto Health Economics and Technology Assessment Collaborative, Toronto General
21 Hospital Research Institute, University Health Network, Toronto, Ontario, Canada

22 ¹¹Skidmore Research & Information Consulting Inc., Ottawa, Ontario, Canada

23 ¹²ICES, Ontario, Canada

24 ¹³ School of Epidemiology and Public Health, University of Ottawa, Ottawa, Ontario, Canada

25 *co-senior authors

26 §corresponding author

27 **Corresponding author:**

28

29

Sharmistha Mishra

30

31

Tel: +1 416-864-5568

32

Email: sharmistha.mishra@utoronto.ca

33

34

35 Number of Tables: 0

36 Number of Figures: 4

37 Number of Appendices: 3

38 Number of Words: 4595

39

40 **Email addresses of all authors:**

41 MX: min.xi@mail.utoronto.ca ORCID: <https://orcid.org/0000-0002-8398-7239>

42 DHST: darrell.tan@gmail.com ORCID: <https://orcid.org/0000-0002-3069-2875>

43 SDB: sbaral@jhu.edu ORCID: <https://orcid.org/0000-0002-5482-2419>

44 HK: howsikan@hotmail.com

45 LM: imasucci@ohri.ca

46 BS: becky.skidmore.rls@gmail.com ORCID: <https://orcid.org/0000-0001-8293-9238>

47 DM: dmacfadden@toh.ca

48 KT: kthavorn@ohri.ca ORCID: <https://orcid.org/0000-0003-4738-8447>

49 SM: sharmistha.mishra@utoronto.ca ORCID ID: [0000-0001-8492-5470](https://orcid.org/0000-0001-8492-5470)

50

51 **Key words:** HIV, Pre-exposure prophylaxis, Cost-benefit analysis, Cost-effectiveness analysis,
52 Mathematical model, HIV epidemic

53 **Abstract**

54 **Introduction:** Economic evaluations of HIV pre-exposure prophylaxis (PrEP) and associated
55 implementation strategies guide evidence-based policies, programmes, and resource allocation.
56 Since 2015, there has been an evolution in PrEP modalities, implementation strategies, and
57 prioritization of key populations with unmet HIV prevention needs, alongside the scale-up of
58 other HIV prevention interventions. Our systematic review describes the evolving landscape of
59 economic evaluations of PrEP to help identify evidence gaps relevant to the current HIV
60 epidemic and response (PROSPERO: [CRD42016038440](#)).

61 **Methods:** We searched five databases, without language restrictions, for peer-reviewed
62 economic evaluations from inception to December 23, 2021. We describe the evolution of study
63 characteristics over time, including perspective of analysis, region, population, PrEP
64 modality/implementation strategy, and comparators.

65 **Results:** Of 3877 studies identified, 87 met inclusion criteria, of which 58 examined HIV
66 epidemics in 2015 or later and 15 adopted a societal perspective. HIV epidemics studied
67 primarily spanned countries in Sub-Saharan Africa (N=34) and in North America (N=25).
68 Modeled populations for receipt of PrEP primarily comprised: gay, bisexual, and other men who
69 have sex with men (N=47), sex workers (N=15), serodifferent partnerships (N=14), and persons
70 who inject drugs (N=10). Most evaluated oral, daily PrEP (N=50), followed by oral, on-demand
71 PrEP (N=9), long-acting injectable PrEP (N=5), and others (e.g., vaginal ring, topical gel; N=7).
72 Only two studies compared different PrEP modalities with each other. One study evaluated
73 different implementation strategies to increase PrEP uptake, adherence, and persistence. Of the
74 82 studies that compared PrEP to a combination of other HIV prevention interventions, only 19
75 scaled up at least part of the comparator over time.

76 **Discussion:** To support decision-making, future economic evaluations should consider costs and
77 benefits beyond the health system and consider comparators that better reflect the current HIV
78 response across regions and populations. The increasing availability of novel PrEP modalities
79 allows future studies to evaluate a mix of PrEP modalities and person-centered implementation
80 strategies.

81 **Conclusions:** The growing number of PrEP economic evaluations have not kept pace with
82 emerging PrEP modalities or the current HIV epidemic/response, resulting in challenges in
83 making evidence-based policies, programmes, and resource allocation.

84

85 **Introduction**

86
87 The last decade has seen an expansion in the adoption and roll-out of oral pre-exposure
88 prophylaxis (PrEP), consisting of emtricitabine and either tenofovir disoproxil fumarate or
89 tenofovir alafenamide, for HIV prevention. Oral PrEP was first authorized for use in the United
90 States in 2012 [1]. There has also been an expansion in PrEP modalities (daily or “on-demand”
91 oral [2]; long-acting injectable and topical formulations [3]), and implementation strategies (e.g.,
92 mobile phone applications [4] or online modules [5] with information on PrEP or peer support
93 for PrEP initiation and persistence). By 2015, PrEP became a key component of combination
94 HIV prevention globally when the World Health Organization recommended oral PrEP for
95 individuals at “substantial risk” of acquiring HIV (annual HIV risk greater than 3%) [6]. By
96 2021, 144 countries recommended oral PrEP within their national HIV prevention guidelines,
97 with 14 more planning to adopt PrEP into their guidelines within the next two years [7].

98 PrEP implementation strategies have been a central focus for HIV programmes in the last
99 decade [8, 9] because, despite the inclusion of PrEP in national guidelines, coverage remains low
100 in many countries [10]. PrEP use in 2020 was at 8% of the 2025 global target set by UNAIDS
101 [11]. While individual-level efficacy in preventing HIV acquisition is high (upwards of 99%
102 [12]), real-world individual-level or partnership-level effectiveness has been lower [13–16]
103 partly due to challenges with adherence and persistence [17, 18]. Although mathematical
104 modelling studies suggest large potential for reducing sexual transmission of HIV at the
105 population-level, such outcomes depend on PrEP reaching individuals with the most unmet
106 prevention needs who are part of sexual networks with high rates of HIV transmission [19–21].

107 Economic evaluations of PrEP and PrEP implementation strategies are valuable for
108 informing policy decisions, optimizing resource allocation, and guiding the adoption of different

109 implementation strategies [22]. To date, there have been 12 reviews of economic evaluations of
110 PrEP [23–34], but they were largely restricted with respect to geography and/or populations.
111 Two reviews synthesized evidence from a single country (United States) [23, 24], three were
112 restricted to a subset of countries (high-income, early PrEP adopting countries) [32, 34] or to one
113 region (Sub-Saharan Africa) [33], and two focused on specific populations (gay, bisexual, and
114 other men who have sex with men; persons who inject drugs) [23, 24]. These earlier reviews
115 were also restricted to economic evaluations conducted prior to the recent expansions in PrEP
116 roll-out and expansions in PrEP modalities and implementation strategies [23–30].

117 The evolution of PrEP roll-out over the last decade signals a need to characterize how
118 economic evaluations may have evolved (e.g., the examination of different PrEP modalities and
119 implementation strategies) to keep pace with implementation-relevant questions for decision-
120 makers and communities most affected by HIV [9]. The most recent systematic review, which
121 included economic evaluations conducted between 2010 and 2020, was not designed to describe
122 the evolution of comparators used in PrEP economic evaluations over time and whether these
123 comparators reflected the evolving HIV epidemic response [31] (e.g., implementation and scale-
124 up of concurrent HIV prevention tools, strategies, and guideline [35–37]). For example,
125 comparison of PrEP to steady levels of other modes of primary and secondary HIV prevention at
126 a population level may be less applicable for decision-making in recent years, especially given
127 acceleration in sustained viral suppression as secondary HIV prevention [38]. The scale-up of
128 combination HIV prevention interventions has led to large reductions in HIV incidence globally,
129 including in countries with some of the highest burden of HIV, and incidence reductions in
130 populations at highest risk of HIV acquisition (including gay, bisexual, and other men who have
131 sex with men, cisgender female sex workers and other women engaged in sex work, transgender

132 women, persons who inject drugs) [39]. Therefore, the questions being asked by decision-makers
133 involve comparing and choosing between different PrEP modalities and implementation
134 strategies [40]. In doing so, decision-makers seek strategies to improve each step of the PrEP
135 cascade [40] (including persistence [18]) and determine where and among whom new HIV
136 infections continue to be acquired despite local efforts in scaling up combination HIV prevention
137 [39].

138 In this study, we sought to: 1) describe the evolving landscape of economic evaluations
139 of PrEP and its implementation strategies over time and across epidemic contexts (population
140 focus, country/region) and 2) highlight gaps in the literature. Our goal was to provide guidance
141 for future economic evaluations (e.g., which PrEP interventions/implementation strategies to
142 evaluate and which comparators, HIV epidemic context, and perspective should be used during
143 analyses) to better support decision-making in the evolving landscape of PrEP implementation.

144

145 **Methods**

146 Our systematic review followed the Preferred Reporting items for Systematic Reviews
147 and Meta-Analyses (PRISMA) guidelines (Appendix A) [41]. Our full review protocol was peer-
148 reviewed and published [42] and registered in PROSPERO (registration number
149 [CRD42016038440](https://www.crd.york.ac.uk/PROSPERO/record/CRD42016038440)). Our full review protocol objectives included: 1) estimating the incremental
150 cost per health outcome of PrEP or PrEP implementation strategies compared to placebo, status
151 quo, or other HIV prevention strategies, 2) assessing the variability in and quality of economic
152 evaluations of PrEP or PrEP implementation strategies, and 3) identifying potential sources of
153 heterogeneity in the cost-effectiveness of PrEP or PrEP implementation strategies. In this first
154 paper, we described the trends and characteristics of PrEP economic evaluations over time and
155 across epidemic contexts, with a focus on relevance to evolving decision-making needs in the

156 current stage of the global HIV epidemic - specifically, regarding PrEP modalities,
157 implementation strategies, comparators [39].

158

159 *Search Strategy and Inclusion/Exclusion Criteria*

160 An information specialist (BS) developed the strategy in consultation with the review
161 team. The strategies were executed in Ovid MEDLINE® ALL, Embase Classic+Embase (Ovid),
162 and the NHS Economic Evaluation Database (Wiley). An initial search was conducted on August
163 30, 2019, and updated to December 23, 2021. The NHS Economic Evaluation Database was not
164 included in the updated search as it was no longer being updated and was removed from the
165 Cochrane Library. The search included a combination of controlled vocabulary (e.g., “HIV
166 Infections/pc [Prevention & Control]”, “Pre-Exposure Prophylaxis”, “Models, Economic”) and
167 free-text terms (e.g., “HIV prevention”, “PrEP”, “economic evaluation”). There were no
168 language or date restrictions but, where possible, animal-only records and conference abstracts
169 were removed from the results. The full search strategy is available in Appendix B. We (MX)
170 also conducted a bibliographic hand search of relevant reviews to identify studies that may have
171 been missed by the electronic database searches.

172 We included full economic evaluations (i.e., cost-minimization analyses, cost-benefit
173 analyses, cost-effectiveness analyses, or cost-utility analyses) that compared both costs and
174 outcomes of PrEP or of a PrEP implementation strategy [43]. Studies could compare PrEP as an
175 intervention to placebo, to other HIV prevention interventions (e.g., ART, condoms, HIV testing,
176 HIV counselling, male circumcision), or to other PrEP modalities; and/or compare different PrEP
177 implementation strategies to each other. We excluded editorials, conference abstracts, and review
178 articles. We excluded studies evaluating emtricitabine and either tenofovir disoproxil fumarate or

179 tenofovir alafenamide for post-exposure prophylaxis rather than PrEP. We excluded economic
180 evaluations focussed solely on the prevention of parent-to-child transmission of HIV.

181 Following duplicate removal, titles and abstracts were screened independently by two
182 reviewers (two of either MX, KT, SM) for inclusion/exclusion using Covidence (Veritas Health
183 Innovation, Melbourne, Australia). For included titles/abstracts and in cases where the title and
184 abstract were deemed insufficient for an exclusion decision, two reviewers (two of either MX,
185 HK, KT, SM) independently conducted full text screening against the inclusion/exclusion
186 criteria. Discrepancies during title and abstract and full text screening were resolved by
187 consensus.

188

189 *Data extraction*

190 Data from the included publications were extracted by one reviewer (MX, LM, HK, or
191 NM) and verified by a second reviewer (MX, LM, HK, or NM). For study purposes, we
192 categorized the extracted variables as follows: (1) epidemic context; (2) perspective of analyses;
193 (3) intervention, and (4) comparator (Appendix C).

194 Epidemic context pertained to the underlying epidemic and population under study, with
195 variables including country and population who received PrEP and populations included in the
196 outcome measures. Variables related to the underlying epidemic included: country and World
197 Bank region[44], publication year and model time-horizon, HIV epidemic period modelled, and
198 calendar time-period of PrEP use. Populations included population focus, such as gay, bisexual,
199 and other men who have sex with men, persons who inject drugs, female sex workers, male sex
200 workers, HIV-serodifferent partners, adolescent girls and young women; and the wider
201 population (e.g., total adult population).

202 For the perspective of analyses, we extracted data on whether evaluations were conducted
203 using a health system, societal perspective, and/or other perspective. Intervention variables
204 included: concurrent interventions (e.g., concomitant ART, condoms, etc.); PrEP modality (oral
205 [daily or on-demand], continuous, long-acting, vaginal ring, topical gel)]; PrEP implementation
206 strategies (e.g., PrEP provider strategy, strategies to increase PrEP coverage and/or to improve
207 adherence to PrEP).

208 For comparator-related variables, we extracted the comparator type (e.g., ART alone;
209 ART with other HIV prevention interventions excluding PrEP; other prevention interventions
210 without ART). If PrEP modality or implementation strategies were evaluated, then comparators
211 could also include: alternate PrEP modalities with or without ART and/or other prevention
212 interventions; alternate PrEP implementation strategies with or without ART and/or other
213 prevention interventions. If comparators did not fall into the above categories, we classified them
214 as “other” and provided details in the extraction form. Finally, we extracted data on whether any
215 of the interventions included in the comparator was scaled up during the period of comparative
216 analyses (e.g., increased coverage ART).

217

218 *Data Synthesis*

219 We conducted a narrative synthesis of economic evaluations and summarized the results
220 in tabular and graphical formats (performed in R version 4.2.0 [45]). We described the following
221 characteristics of the included studies: epidemic context, perspective of analysis, PrEP modality
222 or implementation strategy, and comparator(s). We examined whether comparators used in
223 analyses included the use and scale up of various modes of primary and secondary population-
224 level HIV prevention interventions [35, 36, 38]. Specifically, we quantified the number of

225 studies that included ART or other HIV prevention interventions in the comparator and whether
226 models accounted for the increased uptake/coverage of at least one of these HIV prevention
227 interventions over time. For studies that compared one PrEP modality or implementation strategy
228 to another, we described the PrEP modality, HIV prevention interventions, and/or PrEP
229 implementation strategies included in the comparator. Results were stratified by year of
230 publication to show the evolution of the landscape of PrEP and PrEP implementation economic
231 evaluation studies over time. We also quantified the number of studies published in 2015 or later,
232 following World Health Organization endorsement of PrEP [6].

233 **Results**

234 *Study selection*

235 Figure 1 describes the study inclusion process. Our search identified 3,877 unique
236 records. Following title and abstract screening, 231 studies were retrieved for full text screening.
237 87 studies met the inclusion criteria and were included in our review.

238

239 *Timeline in number of economic evaluations by key events*

240 We identified an increasing trend in the number of economic evaluations that assessed
241 the cost-effectiveness of PrEP in recent years. Six studies (7%) [46–51] were published between
242 2008 and 2011 prior to US FDA approval of PrEP [1], 15 studies (17%) [52–66] were published
243 between 2012 and 2014 following US FDA approval of PrEP [1], 20 studies (23%) [67–86] were
244 published between 2015 and 2016 following WHO endorsement of PrEP [6], and 46 studies
245 (53%) [4, 87–131] were published between 2017 and 2021 following the availability of generic
246 PrEP [132, 133].

247 Fifty-seven studies (66%) [4, 49, 50, 53–63, 67, 68, 71–73, 75, 78–81, 84, 85, 88–92, 94,
248 98, 102–113, 117–124, 128–131] simulated HIV epidemics that included a time-period in 2015

249 or later, with 36 studies [50, 53, 60, 62, 63, 71, 72, 75, 78–81, 84, 85, 88–90, 92, 94, 98, 102,
250 106, 109–113, 118–123, 128, 129, 131] simulating epidemics and outcomes after 2030 (up to
251 2096 [94]). Overall, 29 (33%) studies did not report the year(s) of HIV epidemic captured in the
252 model [46, 48, 51, 52, 64–66, 69, 70, 74, 76, 77, 82, 83, 86, 87, 93, 95–97, 99–101, 114–116,
253 125–127].

254

255 *Distribution of PrEP economic evaluations by perspective of analysis and year of publication*

256 Sixty-nine of the 87 (79%) included studies conducted analyses from a health system
257 perspective [4, 47, 49–51, 54–63, 66–69, 71, 73–83, 86–88, 90–92, 94–100, 102–107, 109–112,
258 114, 116–126, 128–130]. These studies captured healthcare costs and associated health outcomes
259 within the context of the health system (e.g., costs covered by a public healthcare payer). From
260 2013 to 2021 (i.e., following the first authorized use of PrEP by the US FDA), 71% to 100% of
261 PrEP cost-effectiveness studies each year were conducted from a health system perspective
262 (Figure 2).

263 Less than a fifth of included studies conducted analyses from a societal perspective
264 (n=15, n=17%) and examined the full range of costs and outcomes associated with PrEP use
265 including productivity costs [48, 52, 53, 64, 65, 70, 72, 84, 85, 89, 101, 108, 115, 127, 131].

266 Three studies did not report the perspective taken for analysis [46, 93, 113].

267

268 *Economic evaluation of PrEP by region, population who received PrEP, and populations* 269 *included in outcome measures*

270 Thirty-six (41%) studies modeled HIV epidemics in countries across in Sub-Saharan
271 Africa (Figure 3a) [49–52, 55–60, 62, 66–69, 71, 73–75, 77, 79–81, 84, 88, 90, 91, 100, 106,

272 110, 111, 117, 118, 123, 125, 129]. Almost a third of the eighty-seven included studies modeled
273 HIV epidemics in North America (n=25, 29%) [4, 47, 48, 53, 63, 64, 72, 76, 82, 83, 85–87, 89,
274 93, 96, 97, 102, 107, 116, 120–122, 126, 127]. The remaining studies modeled HIV epidemics in
275 Europe and Central Asia (n=12, 14%) [60, 65, 70, 78, 92, 94, 95, 101, 112, 124, 128, 130], East
276 Asia and Pacific (n=9, 10%) [60, 61, 98, 103, 104, 108, 113, 114, 131], Latin America and
277 Caribbean (n=4, 5%) [54, 60, 99, 105], South Asia (n=3, 3%) [60, 109, 119], and Middle East
278 and North Africa (n=1, 1%) [115].

279 Except in the context of HIV epidemics across Sub-Saharan Africa, most studies
280 modelled the receipt and use of PrEP among gay, bisexual, and other men who have sex with
281 men across HIV epidemics across each of the World Bank regions: 20 (80%) in North America
282 [4, 47, 48, 53, 63, 64, 72, 76, 82, 83, 85–87, 102, 107, 116, 120–122, 126], 10 (83%) in Europe
283 and Central Asia [60, 78, 92, 94, 95, 101, 112, 124, 128, 130], eight (89%) in east Asia and
284 Pacific [60, 61, 98, 103, 104, 108, 113, 114], three (75%) in Latin America and Caribbean [54,
285 60, 99], three (100%) in South Asia [60, 109, 119], and one (100%) in Middle East and North
286 Africa [115] (Figure 3b).

287 In contrast, nearly two-thirds (n=24, 67%) of the studies of HIV epidemics Sub-Saharan
288 Africa countries examined PrEP use in the wider population, defined as the total adult male
289 and/or female population in a region (Figure 3b) [49, 50, 52, 56, 58–60, 62, 66, 67, 74, 75, 77,
290 80, 81, 88, 90, 100, 106, 110, 111, 117, 118, 129]. In studies modelling HIV epidemics across
291 Sub-Saharan Africa, PrEP receipt and use was also assessed in the following populations: female
292 sex workers (n=13, 36%) [60, 75, 80, 81, 84, 90, 91, 100, 111, 117, 118, 123, 129], male sex
293 workers (n=1, 3%) [91], HIV-serodifferent partners (n=10, 28%) [51, 55, 57, 60, 68, 69, 71, 73,
294 84, 123], adolescent girls and young women (n=9, 25%) [52, 74, 88, 90, 100, 111, 117, 123,

295 129], gay, bisexual, and other men who have sex with men (n=6, 17%) [59, 60, 80, 81, 91, 118],
296 and persons who inject drugs (n=1, 3%) [60].

297 Across the 87 included studies, particularly studies modelling World Bank regions other
298 than Sub-Saharan Africa, few studies assessed the cost-effectiveness of PrEP among other key
299 populations including HIV-serodifferent partners (n=14, 16%) [51, 55, 57, 60, 63, 68–71, 73, 84,
300 97, 123, 131], persons who inject drugs (n=10, 12%) [60, 63, 65, 89, 93, 96, 109, 119–121],
301 female sex workers (n=13, 15%) [60, 75, 80, 81, 84, 90, 91, 100, 111, 117, 118, 123, 129], male
302 sex workers (n=3, 3%) [54, 91, 116], and adolescent girls and young women (n=9, 10%) [52, 74,
303 88, 90, 100, 111, 117, 123, 129].

304 Overall, 76 studies (87%) [4, 46–63, 65–71, 73–86, 88–91, 94, 96–99, 102–124, 127,
305 129–131] included transmission dynamics (i.e., indirect benefit to partners of people who
306 received PrEP) and 11 (13%) [64, 72, 87, 92, 93, 95, 100, 101, 125, 126, 128] did not.

307

308 *Economic evaluations by PrEP modality*

309 Most studies (n= 69, 79%) assessed oral PrEP, of which 50 (72%) assessed daily oral
310 PrEP [4, 47, 49, 53, 54, 57, 58, 61–66, 68, 69, 74–79, 82, 85, 87, 89, 92, 97–101, 103, 104, 107–
311 109, 111–115, 117, 118, 124, 126–131], nine (13%) assessed on-demand oral PrEP [72, 76, 78,
312 94, 95, 101, 113, 115, 130], and 16 (23%) assessed oral PrEP without specifying daily oral or on-
313 demand [48, 51, 52, 56, 80, 81, 86, 88, 91, 96, 102, 105, 116, 121, 123, 125]. Five (6%) studies
314 evaluated long-acting injectable PrEP [74, 84, 100, 110, 125]. Seven (8%) studies evaluated
315 other PrEP modalities (e.g., vaginal ring, topical gel) [46, 50, 52, 59, 100, 106, 111]. Twelve
316 (14%) studies did not specify the PrEP modality (i.e., oral, injectable, vaginal ring, topical gel)
317 evaluated [55, 60, 67, 70, 71, 73, 83, 90, 93, 119, 120, 122].

318

319 *Type of comparators used over time in economic evaluations of PrEP*

320 Of the 82 studies that included at least one HIV prevention intervention in the
321 comparator, the most common comparator was a combination of ART and other HIV prevention
322 interventions excluding PrEP (n=59; 72%; Figure 4) [51–55, 57–70, 73–75, 78–82, 84–86, 88,
323 91, 93, 94, 96, 98, 99, 103, 105–107, 109, 110, 112–120, 123–125, 127, 129–131]. Thirteen
324 studies (16%), published between 2008 and 2021, only included ART in the comparator (i.e. no
325 other concomitant HIV prevention interventions) [47–49, 54, 71, 76, 77, 83, 90, 92, 97, 104,
326 128]. Three (4%) studies published from 2017 to 2019 did not include ART but included other
327 concomitant HIV prevention interventions (e.g., condoms, HIV testing, HIV monitoring, and/or
328 male circumcision) in their comparator [87, 100, 108]. One of the studies simulated an HIV
329 epidemic between 2009 and 2019 [108] while the other two studies did not report the time period
330 of the HIV epidemics simulated [87, 100]. Studies (n=3, 4%) that included PrEP along with
331 other HIV prevention interventions in the comparator were all published in 2017 or later [89,
332 102, 122].

333 Forty-two of the 59 studies (71%) that compared PrEP to ART and other HIV prevention
334 interventions excluding PrEP assumed that the coverage of the comparators remained stable over
335 time [51–54, 57–59, 61–66, 69, 70, 74, 78, 79, 82, 85, 88, 93, 94, 96, 98, 99, 103, 105, 107, 109,
336 112–119, 125, 127, 129, 130]. Of the 82 studies that included at least one HIV prevention
337 intervention in the comparator, 19 (23%) considered the scale-up (i.e., increased coverage and
338 increased uptake) of ART [49, 55, 60, 67, 68, 73, 75, 80, 81, 84, 86, 91, 106, 110, 120, 122–124,
339 131], and 13 studies (16%) considered increased coverage and/or uptake of other prevention
340 interventions over time [55, 60, 67, 68, 75, 80, 81, 84, 86, 91, 106, 122, 123].

341

342 *Economic evaluations comparing PrEP modalities and implementation strategies*

343 Two studies (2%) evaluated the cost-effectiveness of one PrEP modality versus another
344 PrEP modality (Figure 4) including: 1) a comparison of dapivirine vaginal rings versus daily oral
345 PrEP to daily oral PrEP alone (published in 2019) [111]; and 2) a comparison of branded to
346 generic daily oral PrEP (published in 2020) [126]. One study included concomitant ART,
347 condom use, and voluntary male circumcision in the comparator [111] while the second study
348 did not include any concomitant interventions in the comparator.

349 Only one study (1%), published in 2021, examined the cost-effectiveness of different
350 PrEP implementation strategies [4]. The study examined the cost-effectiveness of PrEP with and
351 without PrEP engagement interventions (e.g., phone application with information about PrEP
352 and home-based PrEP care to improve PrEP initiation and continued use, cognitive behavioural
353 counselling to help with PrEP adherence) [4].

354

355 **Discussion**

356 Our review identified 87 economic evaluations of PrEP, highlighting a rapidly growing
357 number of studies over time. It highlights key areas for future work in assessing the cost-
358 effectiveness of PrEP policy, programmes, and person-centered decisions. Nearly two-thirds of
359 published economic evaluations of PrEP examined HIV epidemics in 2015 or later, following
360 WHO endorsement of PrEP and the increasing number of countries who have authorized the use
361 of PrEP [7]. We identified a paucity of studies in the following areas: quantifying value for
362 money from a broader societal perspective; capturing diverse epidemic context (geographic
363 regions and populations); and evaluating different PrEP modalities and implementation
364 strategies. Finally, a key gap across the current landscape of PrEP economic evaluations was the

365 comparator: only 19 of the 87 studies included at least one HIV prevention intervention in the
366 comparator and accounted for the concurrent scale-up of other HIV prevention interventions,
367 reflecting current HIV prevention programmes.

368 Emerging PrEP modalities, particularly long-acting regimens, introduce costs (healthcare,
369 transportation, accommodation, caregiving, productivity loss) and benefits (PrEP uptake and
370 adherence, prevention of HIV transmission) that differ from existing or no PrEP scenarios [134].
371 These differences underscore the need to expand the perspective of economic evaluations to
372 include societal impacts, capturing both immediate and downstream health benefits and quality
373 of life as well as broader societal gains such as improved productivity and the spillover effects of
374 improved public health [135, 136]. Previous costing studies have shown that PrEP can enhance
375 work productivity by reducing the risk of HIV transmission [135, 137, 138]. Economic
376 evaluations that only consider health system perspectives may underestimate PrEP's value for
377 money [139], potentially leading to suboptimal resource allocation decisions. As future
378 economic analyses of PrEP modalities and/or PrEP implementation are developed, adopting a
379 societal perspective would align more directly with the current era of an expansive choice in
380 PrEP modalities, thereby supporting decision-making surrounding “person-centered” HIV
381 prevention [140].

382 Our findings suggest important areas for future economic evaluations to keep pace with
383 the evolving HIV response. Chief among them is the examination of different implementation
384 strategies and PrEP modalities – particularly long-acting PrEP [141, 142]. Programmatic and
385 policy decisions have shifted from the “technology” (i.e., whether PrEP should be offered),
386 particularly among populations experiencing disproportionate risk, to implementation in an era
387 of choice, with a focus on long-acting PrEP. Implementation includes focusing on how to reach

388 those who would benefit at an individual-level or those who may be part of sexual and/or
389 injecting networks so that PrEP use can reduce population-level HIV transmission as well as how
390 to support user choices across regimens (building upon previous binary comparisons of oral
391 PrEP vs. long-acting PrEP) [134]. Despite the expansion and availability of different PrEP
392 modalities in the last decade and their inclusion in national guidelines [8, 9], PrEP coverage [10,
393 143], uptake [143], and adherence [144] remain programmatic challenges in many regions. In
394 2020, PrEP coverage was estimated at 8% of the estimated global need, and 28% of the
395 estimated need in low- and middle-income countries [143]; with inequities in PrEP coverage by
396 race, age, geography, and socioeconomic status [145]. As empirical data on the comparative
397 reach and effectiveness of implementation strategies emerge, economic evaluations of
398 implementation strategies delivering on choice can support the selection and scale-up of effective
399 and efficient programmes. These include, but are not limited to, estimating the maximum pricing
400 of PrEP and the pricing of programme/service delivery, for PrEP programmes to be considered
401 good value for money by a country's health system [146].

402 Alongside expansion of PrEP modalities, is the integration of HIV prevention services
403 and programmes within a broader mandate of universal health care and service provision, and
404 evolving epidemic response and epidemic dynamics surrounding populations at highest risk of
405 new HIV infections [147]. Across many priority populations, HIV prevention programmes are
406 part of community-based programmes [148]. In many countries, particularly in the global south,
407 population-focused HIV prevention programmes may be integrated within the larger health
408 sector, such that PrEP implementation strategies may change (along with cost and effectiveness
409 of such strategies) [149]. A key gap identified in our review is the use of more relevant
410 comparators – particularly the concomitant scale-up of combination HIV prevention including

411 HIV treatment [38], which could tip the balance on cost-effectiveness analyses in either
412 direction. While our review found that a range of populations have been considered in PrEP
413 economic evaluations, most focussed on a range of underlying HIV risks among gay, bisexual,
414 and other men who have sex with men. Thus, there remain subsets of the population at
415 disproportionate HIV risk among whom future work could be conducted to support decision-
416 making given heterogeneity in HIV risks and service delivery (programme implementation):
417 including but not limited to individuals engaged in sex work (formal and informal); men who
418 pay for sex (clients of sex workers); people who inject drug; adolescents and young women;
419 transgender women; [150, 151]. Ensuring PrEP (across its modalities) is accessible to and
420 reaches those who could benefit also means considering health equity as one of the population-
421 level goals (in addition to reduction in population-level transmission). Such goals would benefit
422 from integrating efforts at examining distributional cost-effectiveness and equity-informed
423 economic evaluations [152]. Taken together, there remains an important opportunity for future
424 economic evaluations to build on the prior literature, with a focus on likely programmatic shifts,
425 current prevention gap, and comparators that mirror the current and potential trajectory (scale-
426 up) of concomitant combination HIV prevention coverage over time.

427

428 **Limitations**

429 Our study had several limitations. First, our review was restricted to peer-reviewed
430 publications and did not include gray literature, such as reports from health technology
431 assessment agencies, which often inform health system decisions. As such, our study may not
432 fully represent the breadth of economic evaluations conducted, potentially overlooking some
433 data used in policy decision-making. Second, the lack of detailed reporting in some studies

434 hindered our ability to extract all variables of interest, resulting in gaps in our synthesis.
435 Although reporting guidelines for full economic evaluations exist and their adoption is increasing
436 [153, 154], many studies included in our review predate these guidelines. Consequently, these
437 studies often omitted several key elements necessary for assessing methodological quality. This
438 deficiency raises concerns about the reliability of their findings. Future work, as proposed,
439 includes conducting a more detailed methodological review to assess the validity and reliability
440 of included studies [42].

441 **Conclusions**

442 Economic evaluations of HIV PrEP have grown over time. There remain important areas
443 for future economic evaluations to prioritize, including consideration of societal costs and
444 benefits, the broader impacts of PrEP, choice across a growing expanse of PrEP modalities,
445 comparison across PrEP implementation strategies, and the most relevant comparators as the
446 HIV epidemic dynamics evolve. The global HIV response is at a critical juncture, with
447 integration into the universal health care mandate, overall reduction in funding and resources,
448 sustainability and acceleration to end HIV as a public health threat, and a re-centering of health
449 equity given persistent disproportionate risks among populations experiencing social, economic
450 and structural marginalization [147, 155]. Programmatic and policy decisions that use estimates
451 of value for money will need economic evaluations that mirror the current state of HIV
452 prevention implementation and HIV epidemic realities and those anticipated into the near future.

453

454

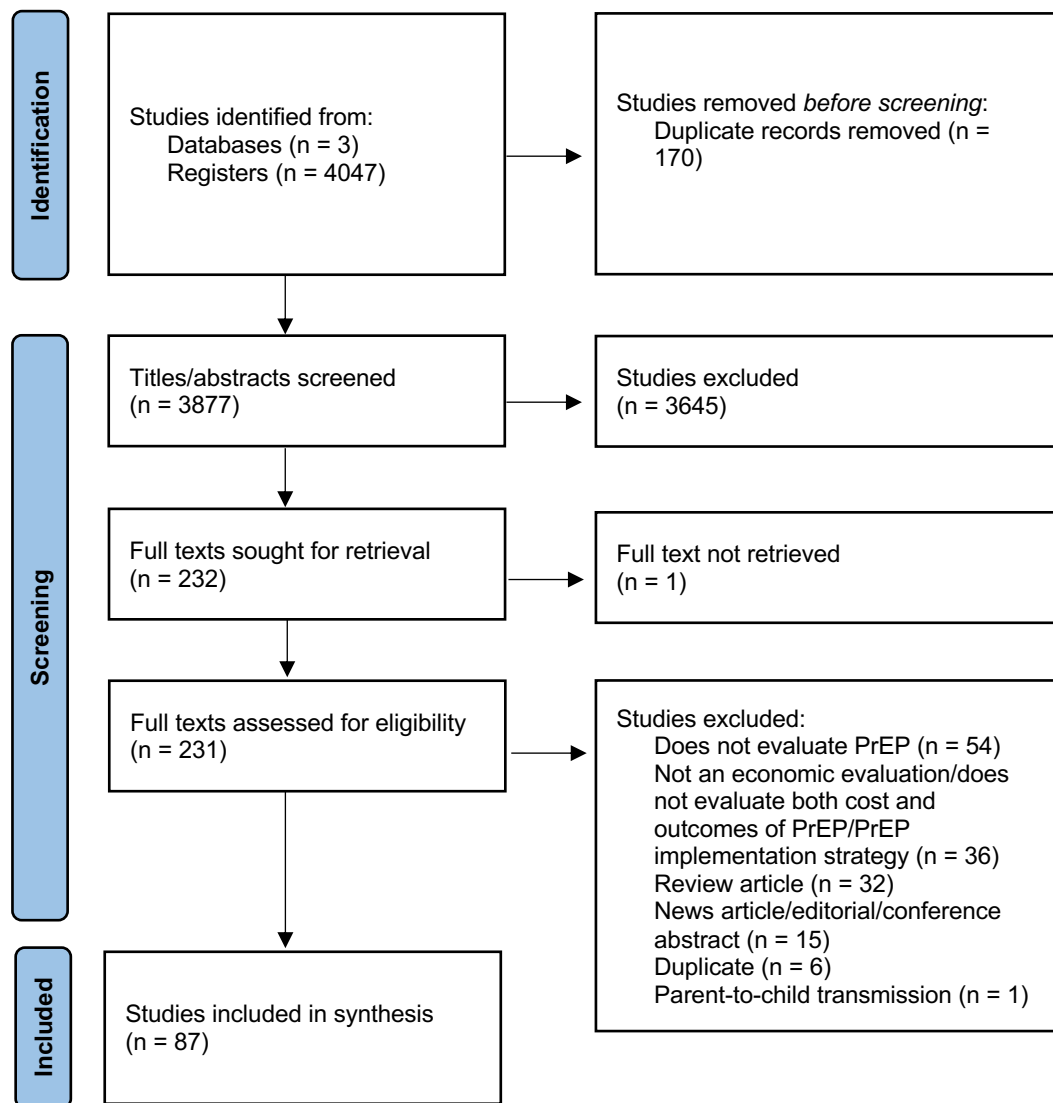
455

456

457

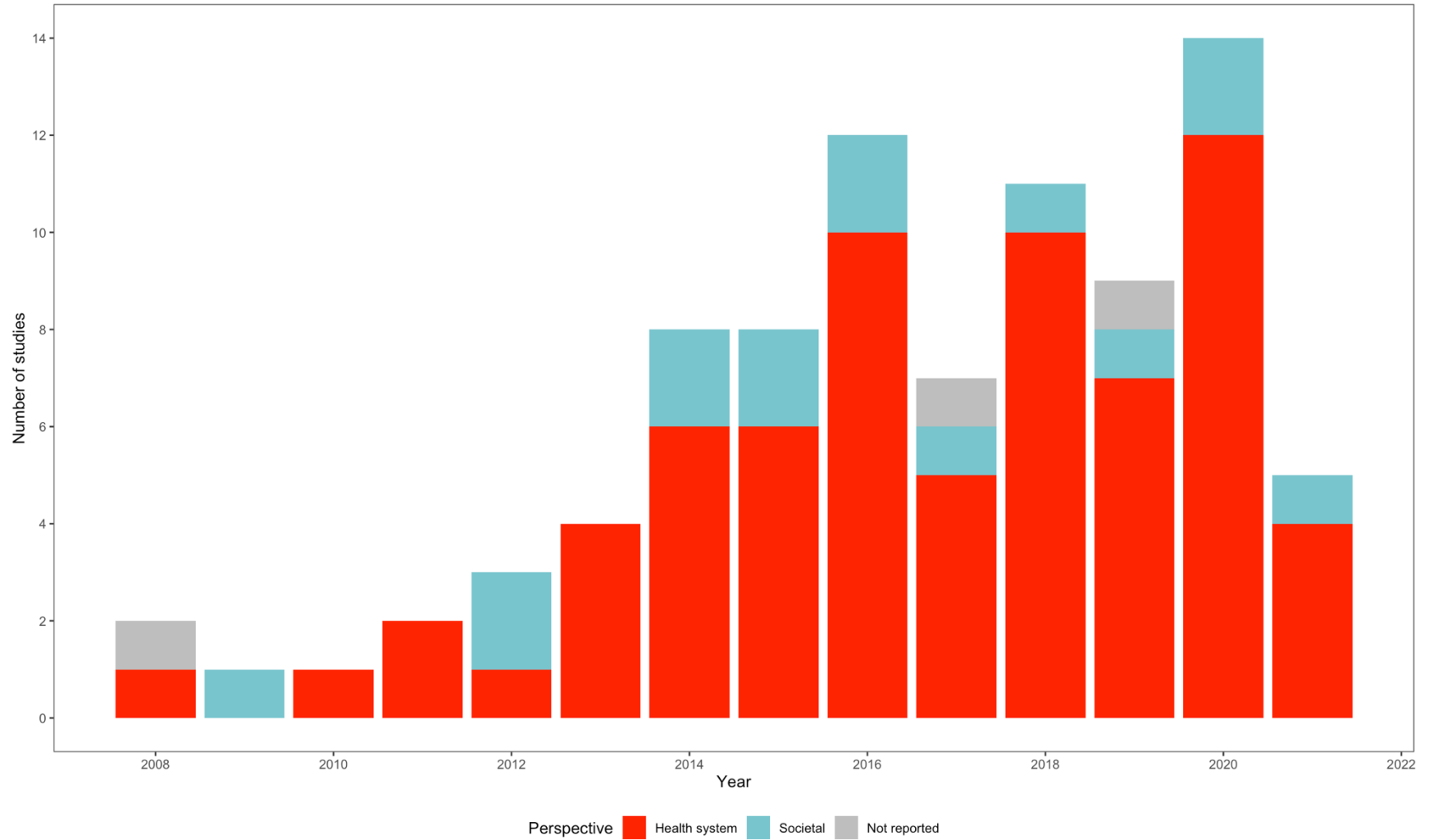
458 **Figure 1.** PRISMA flow diagram of study selection.

459
460
461
462
463
464
465
466
467
468
469
470
471
472
473
474
475
476
477
478
479
480
481
482
483
484
485
486
487
488
489
490
491
492
493
494



Abbreviations: n=number of studies

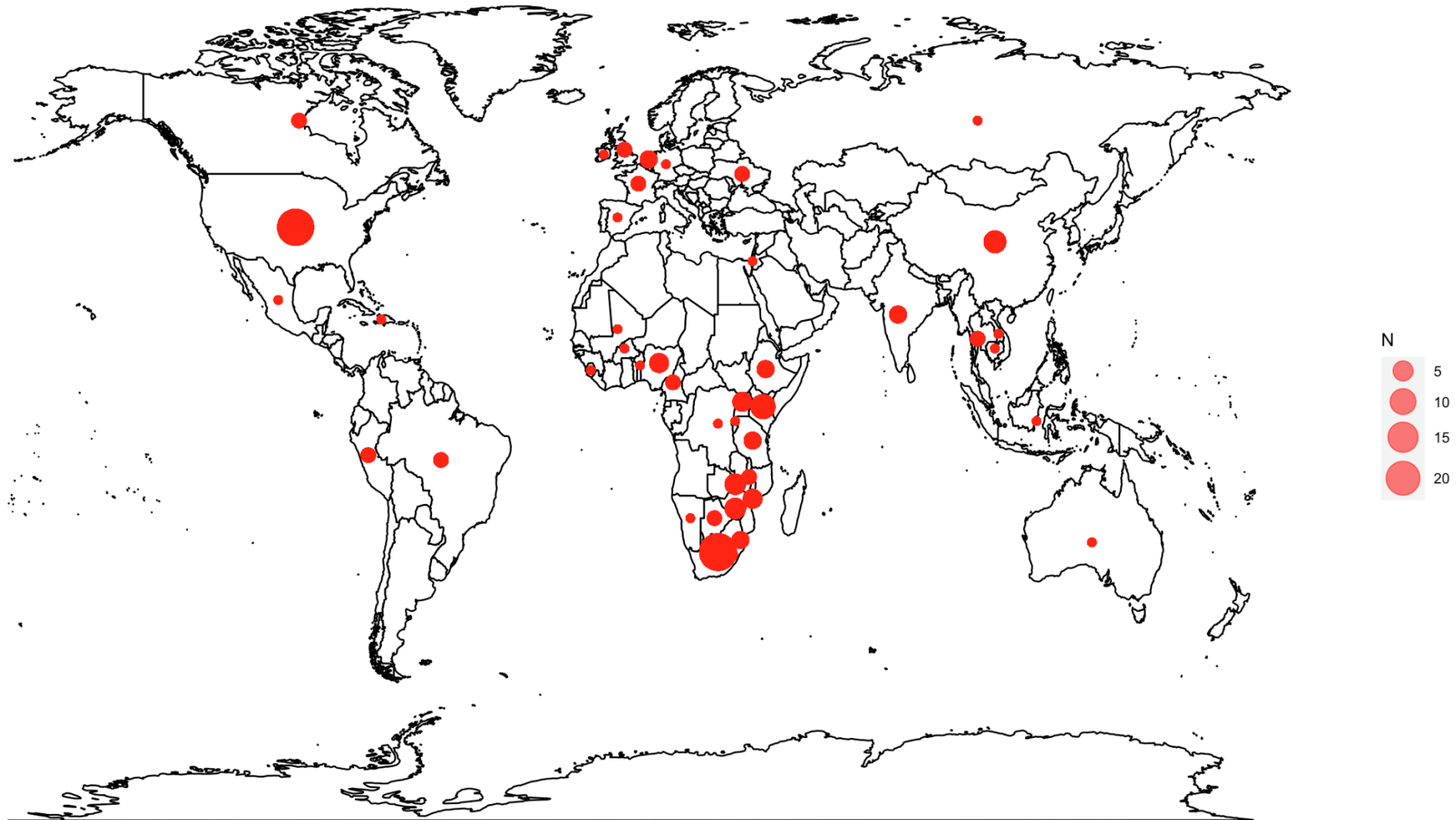
495 **Figure 2.** Number of PrEP cost-effectiveness studies by perspective of the analysis and year of publication (N=87).
496



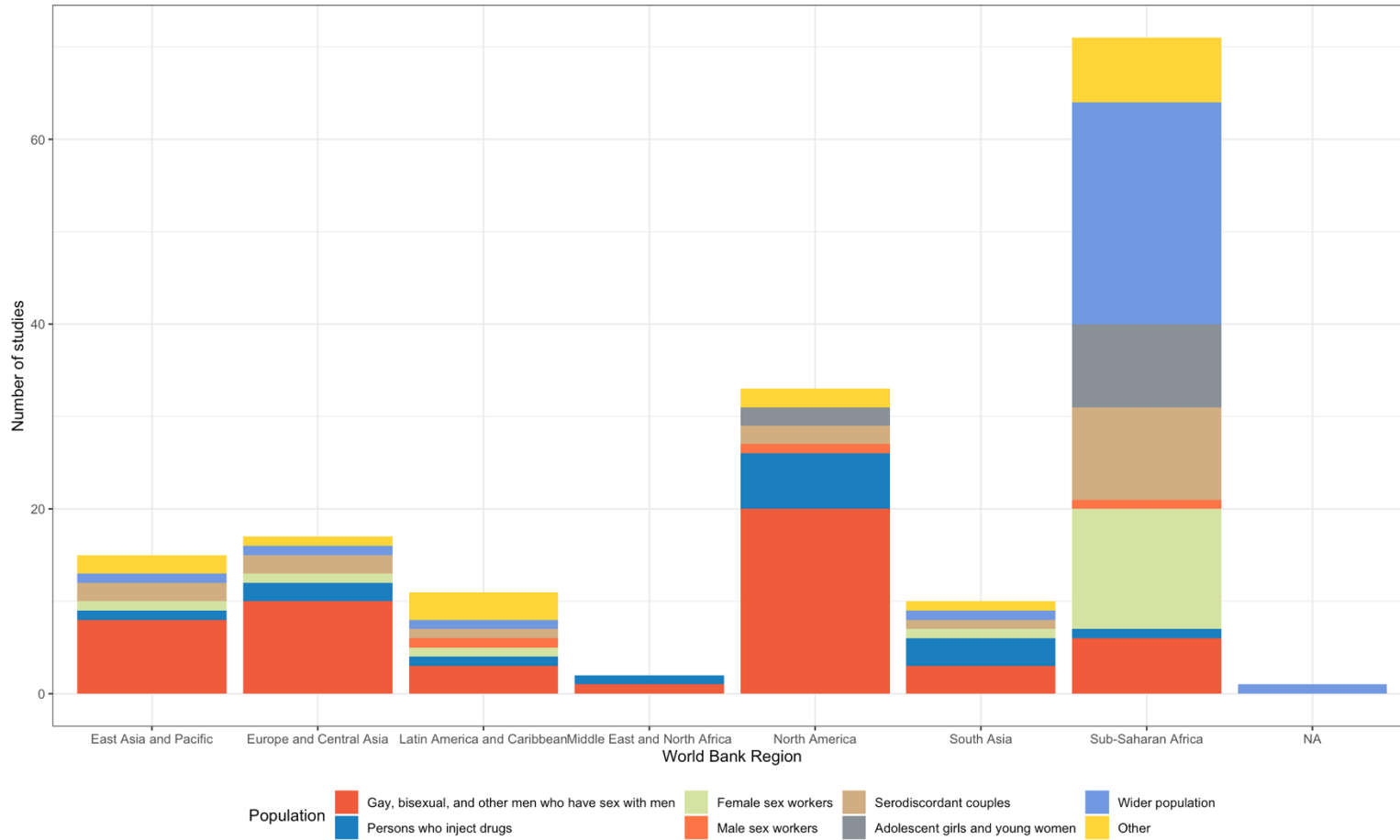
497
498
499

Abbreviations: N=number of studies; NR=not reported

500 **Figure 3a.** Geographic location of PrEP intervention and implementation strategy cost-effectiveness models (N=87).



504 **Figure 3b.** Number of studies by World Bank region and study population who received PrEP (N=87).
 505



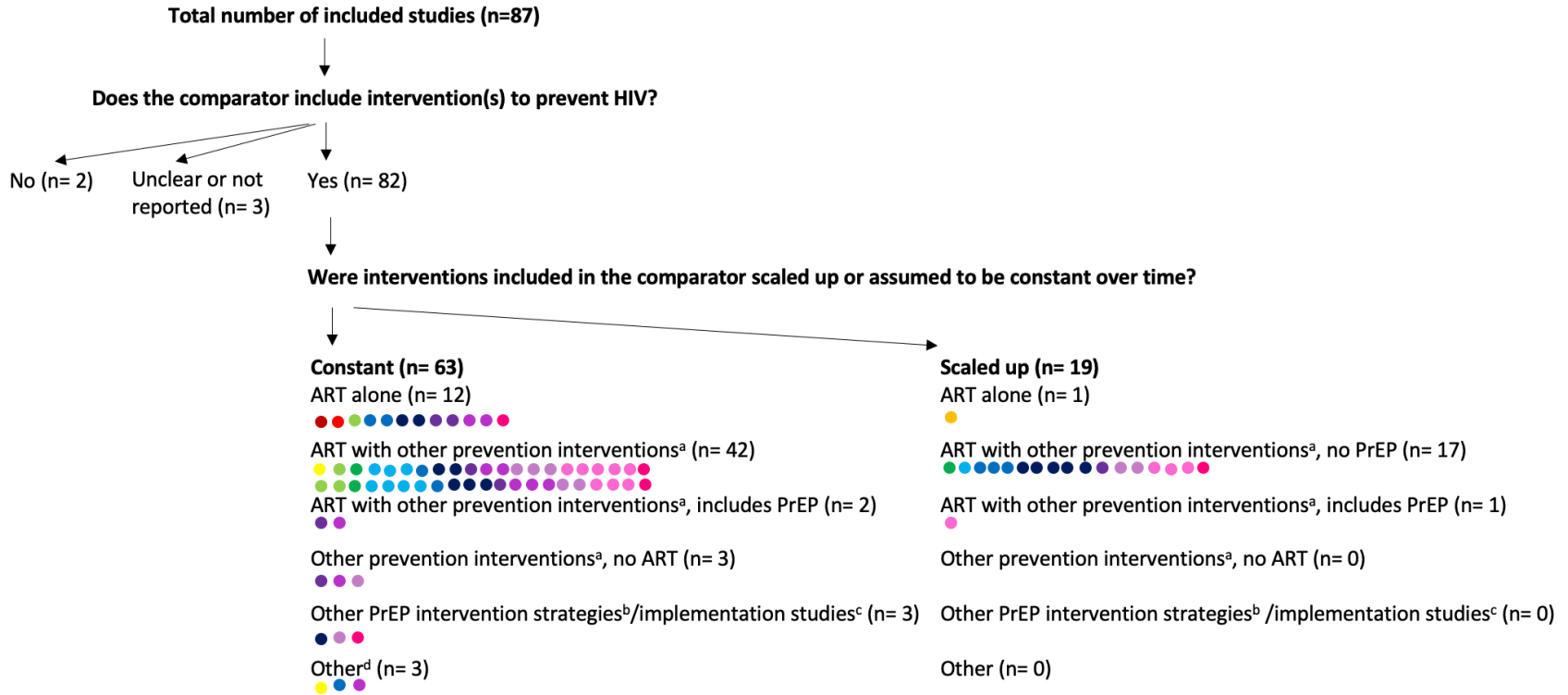
506
 507
 508
 509
 510
 511
 512

“Other” includes: those with early HIV detection; transgender women; partners of persons who inject drugs; White and Black adolescent sexual minority males; adolescents and young adults; clients of female sex workers; and female partners of miners.

Abbreviations: N=number of studies; NA=not applicable

Note: Some studies involved multiple populations so total number of studies adds up to greater than 87.

513 **Figure 4.** Types of comparators among included studies by applicability to real-world practice and year of study publication.
 514
 515



Legend: ● 2008 ● 2009 ● 2010 ● 2011 ● 2012 ● 2013 ● 2014 ● 2015 ● 2016 ● 2017 ● 2018 ● 2019 ● 2020 ● 2021

^a “other prevention interventions” may include condoms, HIV testing, HIV monitoring, male circumcision, etc.

^b “other PrEP intervention strategies” included daily oral PrEP.

^c “implementation studies” included studies that evaluated engagement strategies to increase PrEP uptake and/or retention (e.g., phone app with information regarding PrEP).

^d Other includes three studies that compared the PrEP cost needed to avert one infection to the cost of one HIV infection.

Note: Some studies may have assessed more than one comparison.

517 **Acknowledgments**

518 Acknowledgments of people, grants, funds, etc. should be placed in a separate section on the title
519 page. The names of funding organizations should be written in full.

520 We thank helpful discussions with Nasheed Moqueet (Unity Health Toronto) and Anna Simkin
521 (Unity Health Toronto). SM's research program is supported by a Tier 2 Canada Research Chair
522 in Mathematical Modeling and Program Science (grant number 950-232643). DHST's research
523 program is supported by a Tier 2 Canada Research Chair in HIV Prevention and STI Research.

524 **Funding:** This study was funded by an Early Researcher Award (ER17-13-043), a Canadian
525 Institutes for Health Research Foundations award (FDN-143266), and a Canadian Institutes for
526 Health Research Project grant (416186).

527 **Conflict of Interest:** DHST's institution has received support from Gilead for investigator-
528 initiated research and from Glaxo Smith Kline for participation in industry-sponsored clinical
529 trials. No other authors have any conflicts of interest.

530

531 **References**

- 532 1. Tanner MR, Miele P, Carter W, Valentine SS, Dunville R, Kapogiannis BG, et al. Preexposure
533 Prophylaxis for Prevention of HIV Acquisition Among Adolescents: Clinical Considerations,
534 2020. *MMWR Recomm Rep.* 2020;69:1–12.
- 535 2. Molina J-M, Ghosn J, Assoumou L, Delaugerre C, Algarte-Genin M, Pialoux G, et al. Daily
536 and on-demand HIV pre-exposure prophylaxis with emtricitabine and tenofovir disoproxil
537 (ANRS PREVENIR): a prospective observational cohort study. *The Lancet HIV.* 2022;9:e554–
538 62.
- 539 3. Beymer MR, Holloway IW, Pulsipher C, Landovitz RJ. Current and Future PrEP Medications
540 and Modalities: On-demand, Injectables, and Topicals. *Curr HIV/AIDS Rep.* 2019;16:349–58.
- 541 4. Jenness SM, Knowlton G, Smith DK, Marcus JL, Anderson EJ, Siegler AJ, et al. A decision
542 analytics model to optimize investment in interventions targeting the HIV preexposure
543 prophylaxis cascade of care. *AIDS.* 2021;35:1479–89.
- 544 5. Charest M, Sharma M, Chris A, Schnubb A, Knox DC, Wilton J, et al. Decentralizing PrEP
545 delivery: Implementation and dissemination strategies to increase PrEP uptake among MSM in
546 Toronto, Canada. *PLoS ONE.* 2021;16:e0248626.
- 547 6. Organization WH, others. Guideline on when to start antiretroviral therapy and on pre-
548 exposure prophylaxis for HIV. World Health Organization; 2015.
- 549 7. World Health Organization. Global State of PrEP. 2023.
- 550 8. Underhill K, Operario D, Mimiaga MJ, Skeer MR, Mayer KH. Implementation Science of
551 Pre-exposure Prophylaxis: Preparing for Public Use. *Curr HIV/AIDS Rep.* 2010;7:210–9.
- 552 9. Sullivan PS, Siegler AJ. Getting pre-exposure prophylaxis (PrEP) to the people: opportunities,
553 challenges and emerging models of PrEP implementation. *Sex Health.* 2018;15:522.
- 554 10. Schaefer R, Schmidt H-MA, Ravasi G, Mozalevskis A, Rewari BB, Lule F, et al. Adoption
555 of guidelines on and use of oral pre-exposure prophylaxis: a global summary and forecasting
556 study. *The Lancet HIV.* 2021;8:e502–10.
- 557 11. UNAIDS. Pre-exposure prophylaxis use expands, but not fast enough. 2022.
- 558 12. Anderson PL, Glidden DV, Liu A, Buchbinder S, Lama JR, Guanira JV, et al. Emtricitabine-
559 Tenofovir Concentrations and Pre-Exposure Prophylaxis Efficacy in Men Who Have Sex with
560 Men. *Sci Transl Med.* 2012;4.
- 561 13. Abdool Karim Q, Abdool Karim SS, Frohlich JA, Grobler AC, Baxter C, Mansoor LE, et al.
562 Effectiveness and Safety of Tenofovir Gel, an Antiretroviral Microbicide, for the Prevention of
563 HIV Infection in Women. *Science.* 2010;329:1168–74.

- 564 14. Baeten JM, Donnell D, Ndase P, Mugo NR, Campbell JD, Wangisi J, et al. Antiretroviral
565 Prophylaxis for HIV Prevention in Heterosexual Men and Women. *N Engl J Med*.
566 2012;367:399–410.
- 567 15. Grant RM, Lama JR, Anderson PL, McMahan V, Liu AY, Vargas L, et al. Preexposure
568 Chemoprophylaxis for HIV Prevention in Men Who Have Sex with Men. *N Engl J Med*.
569 2010;363:2587–99.
- 570 16. Choopanya K, Martin M, Suntharasamai P, Sangkum U, Mock PA, Leethochawalit M, et al.
571 Antiretroviral prophylaxis for HIV infection in injecting drug users in Bangkok, Thailand (the
572 Bangkok Tenofovir Study): a randomised, double-blind, placebo-controlled phase 3 trial. *The*
573 *Lancet*. 2013;381:2083–90.
- 574 17. Dimitrov DT, Mâsse BR, Donnell D. PrEP Adherence Patterns Strongly Affect Individual
575 HIV Risk and Observed Efficacy in Randomized Clinical Trials. *JAIDS Journal of Acquired*
576 *Immune Deficiency Syndromes*. 2016;72:444–51.
- 577 18. Rao A, Mhlophe H, Comins C, Young K, Mcingana M, Lesko C, et al. Persistence on oral
578 pre-exposure prophylaxis (PrEP) among female sex workers in eThekweni, South Africa, 2016–
579 2020. *PLoS ONE*. 2022;17:e0265434.
- 580 19. Hansson D, Strömdahl S, Leung KY, Britton T. Introducing pre-exposure prophylaxis to
581 prevent HIV acquisition among men who have sex with men in Sweden: insights from a
582 mathematical pair formation model. *BMJ Open*. 2020;10:e033852.
- 583 20. Kim SB, Yoon M, Ku NS, Kim MH, Song JE, Ahn JY, et al. Mathematical Modeling of HIV
584 Prevention Measures Including Pre-Exposure Prophylaxis on HIV Incidence in South Korea.
585 *PLoS ONE*. 2014;9:e90080.
- 586 21. Roberts DA, Bridenbecker D, Haberer JE, Barnabas RV, Akullian A. The impact of
587 prevention-effective PrEP use on HIV incidence: a mathematical modelling study. *J Int AIDS*
588 *Soc*. 2022;25:e26034.
- 589 22. World Health Organization. WHO implementation tool for pre-exposure prophylaxis (PrEP)
590 of HIV infection. 2017.
- 591 23. Schackman BR, Eggman AA. Cost-effectiveness of pre-exposure prophylaxis for HIV: a
592 review. *Current Opinion in HIV and AIDS*. 2012;7:587–92.
- 593 24. Campbell JD, Herbst JH, Koppenhaver RT, Smith DK. Antiretroviral Prophylaxis for Sexual
594 and Injection Drug Use Acquisition of HIV. *American Journal of Preventive Medicine*.
595 2013;44:S63–9.
- 596 25. Cambiano V, Miners A, Phillips A. What do we know about the cost-effectiveness of HIV
597 preexposure prophylaxis, and is it affordable?: *Current Opinion in HIV and AIDS*. 2016;11:56–
598 66.

- 599 26. Hellinger FJ. Assessing the Cost Effectiveness of Pre-Exposure Prophylaxis for HIV
600 Prevention in the US. *PharmacoEconomics*. 2013;31:1091–104.
- 601 27. Jacobsen MM, Walensky RP. Modeling and Cost-Effectiveness in HIV Prevention. *Curr*
602 *HIV/AIDS Rep*. 2016;13:64–75.
- 603 28. Keller SB, Smith DM. The price of tenofovir-emtricitabine undermines the cost-effectiveness
604 and advancement of pre-exposure prophylaxis. *AIDS*. 2011;25:2308–10.
- 605 29. Walensky RP. Combination HIV Prevention: The Value and Interpretation of Mathematical
606 Models. *Curr HIV/AIDS Rep*. 2013;10:195–8.
- 607 30. Yu W, Wang L, Han N, Zhang X, Mahapatra T, Mahapatra S, et al. Pre-exposure prophylaxis
608 of HIV: A right way to go or a long way to go? *Artificial Cells, Nanomedicine, and*
609 *Biotechnology*. 2016;44:201–8.
- 610 31. Bozzani FM, Terris-Prestholt F, Quaife M, Gafos M, Indravudh PP, Giddings R, et al. Costs
611 and Cost-Effectiveness of Biomedical, Non-Surgical HIV Prevention Interventions: A
612 Systematic Literature Review. *PharmacoEconomics*. 2023;41:467–80.
- 613 32. Hoornenborg E, Krakower DS, Prins M, Mayer KH. Pre-exposure prophylaxis for MSM and
614 transgender persons in early adopting countries. *AIDS*. 2017;31:2179–91.
- 615 33. Sarkar S, Corso P, Ebrahim-Zadeh S, Kim P, Charania S, Wall K. Cost-effectiveness of HIV
616 Prevention Interventions in Sub-Saharan Africa: A Systematic Review. *EClinicalMedicine*.
617 2019;10:10–31.
- 618 34. Brunner P, Brunner K, Kübler D. The Cost-Effectiveness of HIV/STI Prevention in High-
619 Income Countries with Concentrated Epidemic Settings: A Scoping Review. *AIDS Behav*. 2022.
620 <https://doi.org/10.1007/s10461-022-03583-y>.
- 621 35. Olding M, Enns B, Panagiotoglou D, Shoveller J, Harrigan PR, Barrios R, et al. A historical
622 review of HIV prevention and care initiatives in British Columbia, Canada: 1996-2015. *Journal*
623 *of the International AIDS Society*. 2017;20:21941.
- 624 36. De Cock KM, Jaffe HW, Curran JW. Reflections on 40 Years of AIDS. *Emerg Infect Dis*.
625 2021;27:1553–60.
- 626 37. Rotheram-Borus MJ, Swendeman D, Chovnick G. The Past, Present, and Future of HIV
627 Prevention: Integrating Behavioral, Biomedical, and Structural Intervention Strategies for the
628 Next Generation of HIV Prevention. *Annu Rev Clin Psychol*. 2009;5:143–67.
- 629 38. UNAIDS. Understanding fast track: Accelerating action to end the AIDS epidemic by 2030.
630 2015.
- 631 39. UNAIDS. The path that ends AIDS: 2023 UNAIDS global AIDS update. Geneva: Joint
632 United Nations Programme on HIV/AIDS; 2023.

- 633 40. CDC. HIV Pre-exposure Prophylaxis (PrEP) Care System. 2023.
- 634 41. Higgins JPT, Cochrane Collaboration, editors. Cochrane handbook for systematic reviews of
635 interventions. Second edition. Hoboken, NJ: Wiley-Blackwell; 2020.
- 636 42. Thavorn K, Kugathasan H, Tan DHS, Moqueet N, Baral SD, Skidmore B, et al. Economic
637 evaluation of HIV pre-exposure prophylaxis strategies: protocol for a methodological systematic
638 review and quantitative synthesis. *Syst Rev*. 2018;7:47.
- 639 43. Turner HC, Archer RA, Downey LE, Isaranuwachai W, Chalkidou K, Jit M, et al. An
640 Introduction to the Main Types of Economic Evaluations Used for Informing Priority Setting and
641 Resource Allocation in Healthcare: Key Features, Uses, and Limitations. *Front Public Health*.
642 2021;9:722927.
- 643 44. World Bank. Regions. 2022.
- 644 45. R Core Team. R: A language and environment for statistical computing. 2022.
- 645 46. Wilson DP, Coplan PM. Mathematical models and health economic aspects of microbicides:
646 Current Opinion in HIV and AIDS. 2008;3:587–92.
- 647 47. Desai K, Sansom SL, Ackers ML, Stewart SR, Hall HI, Hu DJ, et al. Modeling the impact of
648 HIV chemoprophylaxis strategies among men who have sex with men in the United States: HIV
649 infections prevented and cost-effectiveness. *AIDS*. 2008;22:1829–39.
- 650 48. Paltiel AD, Freedberg KA, Scott CA, Schackman BR, Losina E, Wang B, et al. HIV
651 Preexposure Prophylaxis in the United States: Impact on Lifetime Infection Risk, Clinical
652 Outcomes, and Cost-Effectiveness. *CLIN INFECT DIS*. 2009;48:806–15.
- 653 49. Pretorius C, Stover J, Bollinger L, Bacaër N, Williams B. Evaluating the Cost-Effectiveness
654 of Pre-Exposure Prophylaxis (PrEP) and Its Impact on HIV-1 Transmission in South Africa.
655 *PLoS ONE*. 2010;5:e13646.
- 656 50. Williams BG, Abdool Karim SS, Karim QA, Gouws E. Epidemiological Impact of Tenofovir
657 Gel on the HIV Epidemic in South Africa. *JAIDS Journal of Acquired Immune Deficiency
658 Syndromes*. 2011;58:207–10.
- 659 51. Hallett TB, Baeten JM, Heffron R, Barnabas R, De Bruyn G, Cremin Í, et al. Optimal Uses of
660 Antiretrovirals for Prevention in HIV-1 Serodiscordant Heterosexual Couples in South Africa: A
661 Modelling Study. *PLoS Med*. 2011;8:e1001123.
- 662 52. Walensky RP, Park J-E, Wood R, Freedberg KA, Scott CA, Bekker L-G, et al. The Cost-
663 effectiveness of Pre-Exposure Prophylaxis for HIV Infection in South African Women. *Clinical
664 Infectious Diseases*. 2012;54:1504–13.
- 665 53. Juusola JL, Brandeau ML, Owens DK, Bendavid E. The Cost-Effectiveness of Preexposure
666 Prophylaxis for HIV Prevention in the United States in Men Who Have Sex With Men. *Ann
667 Intern Med*. 2012;156:541.

- 668 54. Gomez GB, Borquez A, Caceres CF, Segura ER, Grant RM, Garnett GP, et al. The Potential
669 Impact of Pre-Exposure Prophylaxis for HIV Prevention among Men Who Have Sex with Men
670 and Transwomen in Lima, Peru: A Mathematical Modelling Study. *PLoS Med*.
671 2012;9:e1001323.
- 672 55. Cremin I, Alsallaq R, Dybul M, Piot P, Garnett G, Hallett TB. The new role of antiretrovirals
673 in combination HIV prevention: a mathematical modelling analysis. *AIDS*. 2013;27:447–58.
- 674 56. Long EF, Stavert RR. Portfolios of Biomedical HIV Interventions in South Africa: A Cost-
675 Effectiveness Analysis. *J GEN INTERN MED*. 2013;28:1294–301.
- 676 57. Nichols BE, Boucher CAB, Van Dijk JH, Thuma PE, Nouwen JL, Baltussen R, et al. Cost-
677 Effectiveness of Pre-Exposure Prophylaxis (PrEP) in Preventing HIV-1 Infections in Rural
678 Zambia: A Modeling Study. *PLoS ONE*. 2013;8:e59549.
- 679 58. Verguet S, Stalcup M, Walsh JA. Where to deploy pre-exposure prophylaxis (PrEP) in sub-
680 Saharan Africa? *Sex Transm Infect*. 2013;89:628–34.
- 681 59. Terris-Prestholt F, Foss AM, Cox AP, Heise L, Meyer-Rath G, Delany-Moretlwe S, et al.
682 Cost-effectiveness of tenofovir gel in urban South Africa: model projections of HIV impact and
683 threshold product prices. *BMC Infect Dis*. 2014;14:14.
- 684 60. Stover J, Hallett TB, Wu Z, Warren M, Gopalappa C, Pretorius C, et al. How Can We Get
685 Close to Zero? The Potential Contribution of Biomedical Prevention and the Investment
686 Framework towards an Effective Response to HIV. *PLoS ONE*. 2014;9:e111956.
- 687 61. Schneider K, Gray RT, Wilson DP. A Cost-effectiveness Analysis of HIV Preexposure
688 Prophylaxis for Men Who Have Sex With Men in Australia. *Clinical Infectious Diseases*.
689 2014;58:1027–34.
- 690 62. Nichols BE, Baltussen R, Van Dijk JH, Thuma PE, Nouwen JL, Boucher CAB, et al. Cost-
691 Effectiveness of PrEP in HIV/AIDS Control in Zambia: A Stochastic League Approach. *JAIDS*
692 *Journal of Acquired Immune Deficiency Syndromes*. 2014;66:221–8.
- 693 63. Kessler J, Myers JE, Nucifora KA, Mensah N, Toohey C, Khademi A, et al. Evaluating the
694 impact of prioritization of antiretroviral pre-exposure prophylaxis in New York. *AIDS*.
695 2014;28:2683–91.
- 696 64. Chen A, Dowdy DW. Clinical Effectiveness and Cost-Effectiveness of HIV Pre-Exposure
697 Prophylaxis in Men Who Have Sex with Men: Risk Calculators for Real-World Decision-
698 Making. *PLoS ONE*. 2014;9:e108742.
- 699 65. Alistar SS, Owens DK, Brandeau ML. Effectiveness and Cost Effectiveness of Oral Pre-
700 Exposure Prophylaxis in a Portfolio of Prevention Programs for Injection Drug Users in Mixed
701 HIV Epidemics. *PLoS ONE*. 2014;9:e86584.

- 702 66. Alistar SS, Grant PM, Bendavid E. Comparative effectiveness and cost-effectiveness of
703 antiretroviral therapy and pre-exposure prophylaxis for HIV prevention in South Africa. *BMC*
704 *Med.* 2014;12:46.
- 705 67. Cremin Í, Hallett TB. Estimating the range of potential epidemiological impact of pre-
706 exposure prophylaxis: run-away success or run-away failure? *AIDS.* 2015;29:733–8.
- 707 68. Cremin I, Morales F, Jewell BL, O'Reilly KR, Hallett TB. Seasonal PrEP for partners of
708 migrant miners in southern Mozambique: a highly focused PrEP intervention. *Journal of the*
709 *International AIDS Society.* 2015;18:19946.
- 710 69. Jewell BL, Cremin I, Pickles M, Celum C, Baeten JM, Delany-Moretlwe S, et al. Estimating
711 the Cost-Effectiveness of Pre-Exposure Prophylaxis to Reduce HIV-1 and HSV-2 Incidence in
712 HIV-Serodiscordant Couples in South Africa. *PLoS ONE.* 2015;10:e0115511.
- 713 70. Mabileau G, Schwarzinger M, Flores J, Patrat C, Luton D, Epelboin S, et al. HIV-
714 serodiscordant couples desiring a child: 'treatment as prevention,' preexposure prophylaxis, or
715 medically assisted procreation? *American Journal of Obstetrics and Gynecology.*
716 2015;213:341.e1-341.e12.
- 717 71. Mitchell KM, Lépine A, Terris-Prestholt F, Torpey K, Khamofu H, Folayan MO, et al.
718 Modelling the impact and cost-effectiveness of combination prevention amongst HIV
719 serodiscordant couples in Nigeria. *AIDS.* 2015;29:2035–44.
- 720 72. Ouellet E, Durand M, Guertin JR, LeLorier J, Tremblay CL. Cost Effectiveness of 'On
721 Demand' Hiv Pre-Exposure Prophylaxis for Non-Injection Drug-Using Men Who Have Sex with
722 Men in Canada. *Canadian Journal of Infectious Diseases and Medical Microbiology.*
723 2015;26:23–9.
- 724 73. Ying R, Sharma M, Heffron R, Celum CL, Baeten JM, Katabira E, et al. Cost-effectiveness
725 of pre-exposure prophylaxis targeted to high-risk serodiscordant couples as a bridge to sustained
726 ART use in Kampala, Uganda. *Journal of the International AIDS Society.* 2015;18:20013.
- 727 74. Walensky RP, Jacobsen MM, Bekker L-G, Parker RA, Wood R, Resch SC, et al. Potential
728 Clinical and Economic Value of Long-Acting Preexposure Prophylaxis for South African
729 Women at High-Risk for HIV Infection. *J Infect Dis.* 2016;213:1523–31.
- 730 75. Smith JA, Anderson S-J, Harris KL, McGillen JB, Lee E, Garnett GP, et al. Maximising HIV
731 prevention by balancing the opportunities of today with the promises of tomorrow: a modelling
732 study. *The Lancet HIV.* 2016;3:e289–96.
- 733 76. Ross EL, Cinti SK, Hutton DW. Implementation and Operational Research: A Cost-
734 Effective, Clinically Actionable Strategy for Targeting HIV Preexposure Prophylaxis to High-
735 Risk Men Who Have Sex With Men. *JAIDS Journal of Acquired Immune Deficiency*
736 *Syndromes.* 2016;72:e61–7.

- 737 77. Price JT, Wheeler SB, Stranix-Chibanda L, Hosek SG, Watts DH, Siberry GK, et al. Cost-
738 Effectiveness of Pre-exposure HIV Prophylaxis During Pregnancy and Breastfeeding in Sub-
739 Saharan Africa. *JAIDS Journal of Acquired Immune Deficiency Syndromes*. 2016;72:S145–53.
- 740 78. Nichols BE, Boucher CAB, Van Der Valk M, Rijnders BJA, Van De Vijver DAMC. Cost-
741 effectiveness analysis of pre-exposure prophylaxis for HIV-1 prevention in the Netherlands: a
742 mathematical modelling study. *The Lancet Infectious Diseases*. 2016;16:1423–9.
- 743 79. Moodley N, Gray G, Bertram M. The Price of Prevention: Cost Effectiveness of Biomedical
744 HIV Prevention Strategies in South Africa. *Clin Res HIV AIDS*. 2016;3:1031.
- 745 80. McGillen JB, Anderson S, Hallett TB. PrEP as a feature in the optimal landscape of
746 combination HIV prevention in sub-Saharan Africa. *Journal of the International AIDS Society*.
747 2016;19:21104.
- 748 81. McGillen JB, Anderson S-J, Dybul MR, Hallett TB. Optimum resource allocation to reduce
749 HIV incidence across sub-Saharan Africa: a mathematical modelling study. *The Lancet HIV*.
750 2016;3:e441–8.
- 751 82. MacFadden DR, Tan DH, Mishra S. Optimizing HIV pre-exposure prophylaxis
752 implementation among men who have sex with men in a large urban centre: a dynamic
753 modelling study. *Journal of the International AIDS Society*. 2016;19:20791.
- 754 83. Juusola JL, Brandeau ML. HIV Treatment and Prevention: A Simple Model to Determine
755 Optimal Investment. *Med Decis Making*. 2015;36:391–409.
- 756 84. Glaubius RL, Hood G, Penrose KJ, Parikh UM, Mellors JW, Bendavid E, et al. Cost-
757 effectiveness of Injectable Preexposure Prophylaxis for HIV Prevention in South Africa. *Clin*
758 *Infect Dis*. 2016;63:539–47.
- 759 85. Drabo EF, Hay JW, Vardavas R, Wagner ZR, Sood N. A Cost-effectiveness Analysis of
760 Preexposure Prophylaxis for the Prevention of HIV Among Los Angeles County Men Who Have
761 Sex With Men. *Clin Infect Dis*. 2016;63:1495–504.
- 762 86. Chaillon A, Hoenigl M, Mehta SR, Weibel N, Little SJ, Smith DM. A practical online tool to
763 estimate antiretroviral coverage for HIV infected and susceptible populations needed to reduce
764 local HIV epidemics. *Sci Rep*. 2016;6:28707.
- 765 87. Adamson B, Carlson J, Kublin J, Garrison L. The Potential Cost-Effectiveness of Pre-
766 Exposure Prophylaxis Combined with HIV Vaccines in the United States. *Vaccines*. 2017;5:13.
- 767 88. Alsallaq RA, Buttolph J, Cleland CM, Hallett T, Inwani I, Agot K, et al. The potential impact
768 and cost of focusing HIV prevention on young women and men: A modeling analysis in western
769 Kenya. *PLoS ONE*. 2017;12:e0175447.
- 770 89. Bernard CL, Owens DK, Goldhaber-Fiebert JD, Brandeau ML. Estimation of the cost-
771 effectiveness of HIV prevention portfolios for people who inject drugs in the United States: A
772 model-based analysis. *PLoS Med*. 2017;14:e1002312.

- 773 90. Chiu C, Johnson LF, Jamieson L, Larson BA, Meyer-Rath G. Designing an optimal HIV
774 programme for South Africa: Does the optimal package change when diminishing returns are
775 considered? *BMC Public Health*. 2017;17:143.
- 776 91. Cremin I, McKinnon L, Kimani J, Cherutich P, Gakii G, Muriuki F, et al. PrEP for key
777 populations in combination HIV prevention in Nairobi: a mathematical modelling study. *The*
778 *Lancet HIV*. 2017;4:e214–22.
- 779 92. Ong KJ, Desai S, Field N, Desai M, Nardone A, Van Hoek AJ, et al. Economic evaluation of
780 HIV pre-exposure prophylaxis among men-who-have-sex-with-men in England in 2016.
781 *Eurosurveillance*. 2017;22.
- 782 93. Uyei J, Fiellin DA, Buchelli M, Rodriguez-Santana R, Braithwaite RS. Effects of naloxone
783 distribution alone or in combination with addiction treatment with or without pre-exposure
784 prophylaxis for HIV prevention in people who inject drugs: a cost-effectiveness modelling study.
785 *The Lancet Public Health*. 2017;2:e133–40.
- 786 94. Cambiano V, Miners A, Dunn D, McCormack S, Ong KJ, Gill ON, et al. Cost-effectiveness
787 of pre-exposure prophylaxis for HIV prevention in men who have sex with men in the UK: a
788 modelling study and health economic evaluation. *The Lancet Infectious Diseases*. 2018;18:85–
789 94.
- 790 95. Durand-Zaleski I, Mutuon P, Charreau I, Tremblay C, Rojas D, Pialoux G, et al. Costs and
791 benefits of on-demand HIV preexposure prophylaxis in MSM. *AIDS*. 2018;32:95–102.
- 792 96. Fu R, Owens DK, Brandeau ML. Cost-effectiveness of alternative strategies for provision of
793 HIV preexposure prophylaxis for people who inject drugs. *AIDS*. 2018;32:663–72.
- 794 97. Leech AA, Burgess JF, Sullivan M, Kuohung W, Horný M, Drainoni M-L, et al. Cost-
795 effectiveness of preexposure prophylaxis for HIV prevention for conception in the United States.
796 *AIDS*. 2018;32:2787–98.
- 797 98. Li J, Peng L, Gilmour S, Gu J, Ruan Y, Zou H, et al. A mathematical model of biomedical
798 interventions for HIV prevention among men who have sex with men in China. *BMC Infect Dis*.
799 2018;18:600.
- 800 99. Luz PM, Osher B, Grinsztejn B, Maclean RL, Losina E, Stern ME, et al. The cost-
801 effectiveness of HIV pre-exposure prophylaxis in men who have sex with men and transgender
802 women at high risk of HIV infection in Brazil. *J Intern AIDS Soc*. 2018;21:e25096.
- 803 100. Quaife M, Terris-Prestholt F, Eakle R, Cabrera Escobar MA, Kilbourne-Brook M,
804 Mvundura M, et al. The cost-effectiveness of multi-purpose HIV and pregnancy prevention
805 technologies in South Africa. *J Intern AIDS Soc*. 2018;21:e25064.
- 806 101. Reyes-Urueña J, Campbell C, Diez E, Ortún V, Casabona J. Can we afford to offer pre-
807 exposure prophylaxis to MSM in Catalonia? Cost-effectiveness analysis and budget impact
808 assessment. *AIDS Care*. 2018;30:784–92.

- 809 102. Shen M, Xiao Y, Rong L, Meyers LA, Bellan SE. The cost-effectiveness of oral HIV pre-
810 exposure prophylaxis and early antiretroviral therapy in the presence of drug resistance among
811 men who have sex with men in San Francisco. *BMC Med.* 2018;16:58.
- 812 103. Suraratdecha C, Stuart RM, Manopaiboon C, Green D, Lertpiriyasuwat C, Wilson DP, et al.
813 Cost and cost-effectiveness analysis of pre-exposure prophylaxis among men who have sex with
814 men in two hospitals in Thailand. *J Intern AIDS Soc.* 2018;21:e25129.
- 815 104. Wong NS, Kwan TH, Tsang OTY, Lee MP, Yam WC, Lam W, et al. Pre-exposure
816 prophylaxis (PrEP) for MSM in low HIV incidence places: should high risk individuals be
817 targeted? *Sci Rep.* 2018;8:11641.
- 818 105. Bórquez A, Guanira JV, Revill P, Caballero P, Silva-Santisteban A, Kelly S, et al. The
819 impact and cost-effectiveness of combined HIV prevention scenarios among transgender women
820 sex-workers in Lima, Peru: a mathematical modelling study. *The Lancet Public Health.*
821 2019;4:e127–36.
- 822 106. Glaubius R, Ding Y, Penrose KJ, Hood G, Engquist E, Mellors JW, et al. Dapivirine vaginal
823 ring for HIV prevention: modelling health outcomes, drug resistance and cost-effectiveness. *J*
824 *Intern AIDS Soc.* 2019;22:e25282.
- 825 107. Goedel WC, Chan PA, King MRF, Prosperi MCF, Marshall BDL, Galárraga O. Cost-
826 Effectiveness of a Statewide Pre-Exposure Prophylaxis Program for Gay, Bisexual, and Other
827 Men Who Have Sex with Men. *R I Med J (2013).* 2019;102:36–9.
- 828 108. Hu Q, Meyers K, Xu J, Chu Z, Zhang J, Ding H, et al. Efficacy and cost-effectiveness of
829 early antiretroviral therapy and partners' pre-exposure prophylaxis among men who have sex
830 with men in Shenyang, China: a prospective cohort and costing study. *BMC Infect Dis.*
831 2019;19:663.
- 832 109. Kazemian P, Costantini S, Kumarasamy N, Paltiel AD, Mayer KH, Chandhiok N, et al. The
833 Cost-effectiveness of Human Immunodeficiency Virus (HIV) Preexposure Prophylaxis and HIV
834 Testing Strategies in High-risk Groups in India. *Clinical Infectious Diseases.* 2019;70:633–42.
- 835 110. Van Vliet MM, Hendrickson C, Nichols BE, Boucher CA, Peters RP, Van De Vijver DA.
836 Epidemiological impact and cost-effectiveness of providing long-acting pre-exposure
837 prophylaxis to injectable contraceptive users for HIV prevention in South Africa: a modelling
838 study. *J Intern AIDS Soc.* 2019;22:e25427.
- 839 111. Reidy M, Gardiner E, Pretorius C, Glaubius R, Torjesen K, Kripke K. Evaluating the
840 potential impact and cost-effectiveness of dapivirine vaginal ring pre-exposure prophylaxis for
841 HIV prevention. *PLoS ONE.* 2019;14:e0218710.
- 842 112. Van De Vijver DAMC, Richter A-K, Boucher CAB, Gunsenheimer-Bartmeyer B, Kollan C,
843 Nichols BE, et al. Cost-effectiveness and budget effect of pre-exposure prophylaxis for HIV-1
844 prevention in Germany from 2018 to 2058. *Eurosurveillance.* 2019;24.

- 845 113. Zhang L, Peng P, Wu Y, Ma X, Soe NN, Huang X, et al. Modelling the Epidemiological
846 Impact and Cost-Effectiveness of PrEP for HIV Transmission in MSM in China. *AIDS Behav.*
847 2019;23:523–33.
- 848 114. Choi H, Suh J, Lee W, Kim JH, Kim JH, Seong H, et al. Cost-effectiveness analysis of pre-
849 exposure prophylaxis for the prevention of HIV in men who have sex with men in South Korea:
850 a mathematical modelling study. *Sci Rep.* 2020;10:14609.
- 851 115. Ginsberg GM, Chemtob D. Cost utility analysis of HIV pre exposure prophylaxis among
852 men who have sex with men in Israel. *BMC Public Health.* 2020;20:271.
- 853 116. Goedel WC, Mimiaga MJ, King MRF, Safren SA, Mayer KH, Chan PA, et al. Potential
854 Impact of Targeted HIV Pre-Exposure Prophylaxis Uptake Among Male Sex Workers. *Sci Rep.*
855 2020;10:5650.
- 856 117. Grant H, Gomez GB, Kripke K, Barnabas RV, Watts C, Medley GF, et al. Time to Scale Up
857 Preexposure Prophylaxis Beyond the Highest-Risk Populations? Modeling Insights From High-
858 Risk Women in Sub-Saharan Africa. *Sexual Trans Dis.* 2020;47:767–77.
- 859 118. Jamieson L, Gomez GB, Rebe K, Brown B, Subedar H, Jenkins S, et al. The impact of self-
860 selection based on HIV risk on the cost-effectiveness of preexposure prophylaxis in South
861 Africa. *AIDS.* 2020;34:883–91.
- 862 119. Kazemian P, Costantini S, Neilan AM, Resch SC, Walensky RP, Weinstein MC, et al. A
863 novel method to estimate the indirect community benefit of HIV interventions using a
864 microsimulation model of HIV disease. *Journal of Biomedical Informatics.* 2020;107:103475.
- 865 120. Krebs E, Zang X, Enns B, Min JE, Behrends CN, Del Rio C, et al. Ending the HIV
866 Epidemic Among Persons Who Inject Drugs: A Cost-Effectiveness Analysis in Six US Cities.
867 *The Journal of Infectious Diseases.* 2020;222 Supplement_5:S301–11.
- 868 121. Krebs E, Zang X, Enns B, Min JE, Behrends CN, Del Rio C, et al. The impact of localized
869 implementation: determining the cost-effectiveness of HIV prevention and care interventions
870 across six United States cities. *AIDS.* 2020;34:447–58.
- 871 122. Nosyk B, Zang X, Krebs E, Enns B, Min JE, Behrends CN, et al. Ending the HIV epidemic
872 in the USA: an economic modelling study in six cities. *The Lancet HIV.* 2020;7:e491–503.
- 873 123. Pretorius C, Schnure M, Dent J, Glaubius R, Mahiane G, Hamilton M, et al. Modelling
874 impact and cost-effectiveness of oral pre-exposure prophylaxis in 13 low-resource countries. *J*
875 *Intern AIDS Soc.* 2020;23:e25451.
- 876 124. Reitsema M, Hoek AJV, Van Der Loeff MS, Hoornenborg E, Van Sighem A, Wallinga J, et
877 al. Preexposure prophylaxis for men who have sex with men in the Netherlands: impact on HIV
878 and *Neisseria gonorrhoeae* transmission and cost-effectiveness. *AIDS.* 2020;34:621–30.
- 879 125. Vogelzang M, Terris-Prestholt F, Vickerman P, Delany-Moretlwe S, Travill D, Quaife M.
880 Cost-Effectiveness of HIV Pre-exposure Prophylaxis Among Heterosexual Men in South Africa:

- 881 A Cost-Utility Modeling Analysis. *JAIDS Journal of Acquired Immune Deficiency Syndromes*.
882 2020;84:173–81.
- 883 126. Walensky RP, Horn T, McCann NC, Freedberg KA, Paltiel AD. Comparative Pricing of
884 Branded Tenofovir Alafenamide–Emtricitabine Relative to Generic Tenofovir Disoproxil
885 Fumarate–Emtricitabine for HIV Preexposure Prophylaxis: A Cost-Effectiveness Analysis.
886 *Annals of Internal Medicine*. 2020;172:583–90.
- 887 127. Wang LY, Hamilton DT, Rosenberg ES, Aslam MV, Sullivan PS, Katz DA, et al. Cost-
888 Effectiveness of Pre-Exposure Prophylaxis Among Adolescent Sexual Minority Males. *Journal*
889 *of Adolescent Health*. 2020;66:100–6.
- 890 128. O Murchu E, Teljeur C, Hayes C, Harrington P, Moran P, Ryan M. Cost-Effectiveness
891 Analysis of a National Pre-Exposure Prophylaxis (PrEP) Program in Ireland. *Value in Health*.
892 2021;24:948–56.
- 893 129. Phillips AN, Cambiano V, Johnson L, Nakagawa F, Homan R, Meyer-Rath G, et al.
894 Potential Impact and Cost-Effectiveness of Condomless-Sex-Concentrated PrEP in KwaZulu-
895 Natal Accounting for Drug Resistance. *The Journal of Infectious Diseases*. 2021;223:1345–55.
- 896 130. Van Hoek AJ, Reitsema M, Xiridou M, Van Sighem A, Van Benthem B, Wallinga J, et al.
897 Offering a choice of daily and event-driven preexposure prophylaxis for men who have sex with
898 men in the Netherlands: a cost-effectiveness analysis. *AIDS*. 2021;35:1677–82.
- 899 131. Wu H, Yu Q, Ma L, Zhang L, Chen Y, Guo P, et al. Health economics modeling of
900 antiretroviral interventions amongst HIV serodiscordant couples. *Sci Rep*. 2021;11:13967.
- 901 132. Kay ES, Pinto RM. Is Insurance a Barrier to HIV Preexposure Prophylaxis? Clarifying the
902 Issue. *Am J Public Health*. 2020;110:61–4.
- 903 133. Spinner CD, Hanhoff N, Krznicaric I, Knecht G, Kuemmerle T, Ruesenberg R, et al. 2016
904 PREP attitudes in Germany: high awareness and acceptance in MSM at risk of HIV. *Infection*.
905 2018;46:405–8.
- 906 134. Jamieson L, Johnson LF, Nichols BE, Delany-Moretlwe S, Hosseinipour MC, Russell C, et
907 al. Relative cost-effectiveness of long-acting injectable cabotegravir versus oral pre-exposure
908 prophylaxis in South Africa based on the HPTN 083 and HPTN 084 trials: a modelled economic
909 evaluation and threshold analysis. *Lancet HIV*. 2022;9:e857–67.
- 910 135. Schnitzler L, Jackson LJ, Paulus ATG, Roberts TE, Evers SMAA. Intersectoral costs of
911 sexually transmitted infections (STIs) and HIV: a systematic review of cost-of-illness (COI)
912 studies. *BMC Health Serv Res*. 2021;21:1179.
- 913 136. Neumann P, Sanders GD, Russell LB, Siegel JE, Ganiats TG, editors. Cost-effectiveness in
914 health and medicine. Second edition. New York, NY, United States of America: Oxford
915 University Press; 2017.

- 916 137. Hutchinson AB, Farnham PG, Dean HD, Ekwueme DU, Del Rio C, Kamimoto L, et al. The
917 Economic Burden of HIV in the United States in the Era of Highly Active Antiretroviral
918 Therapy: Evidence of Continuing Racial and Ethnic Differences. *JAIDS Journal of Acquired*
919 *Immune Deficiency Syndromes*. 2006;43:451–7.
- 920 138. DiBonaventura M daCosta, Gupta S, Cho M, Mrus J. The association of HIV/AIDS
921 treatment side effects with health status, work productivity, and resource use. *AIDS Care*.
922 2012;24:744–55.
- 923 139. Jönsson B. Ten arguments for a societal perspective in the economic evaluation of medical
924 innovations. *Eur J Health Econ*. 2009;10:357–9.
- 925 140. Godfrey-Faussett P, Frescura L, Abdool Karim Q, Clayton M, Ghys PD, (on behalf of the
926 2025 prevention targets working group). HIV prevention for the next decade: Appropriate,
927 person-centred, prioritised, effective, combination prevention. *PLoS Med*. 2022;19:e1004102.
- 928 141. Coelho LE, Torres TS, Veloso VG, Landovitz RJ, Grinsztejn B. Pre-exposure prophylaxis
929 2.0: new drugs and technologies in the pipeline. *The Lancet HIV*. 2019;6:e788–99.
- 930 142. Liegeon G, Ghosn J. Long-acting injectable cabotegravir for PREP : A game-changer in
931 HIV prevention? *HIV Medicine*. 2023;24:653–63.
- 932 143. UNAIDS Joint United Nations Programme on HIV/AIDS. Global AIDS update 2021:
933 Confronting inequalities. 2021.
- 934 144. Whitfield THF, John SA, Rendina HJ, Grov C, Parsons JT. Why I Quit Pre-Exposure
935 Prophylaxis (PrEP)? A Mixed-Method Study Exploring Reasons for PrEP Discontinuation and
936 Potential Re-initiation Among Gay and Bisexual Men. *AIDS Behav*. 2018;22:3566–75.
- 937 145. Centers for Disease Control and Prevention. Monitoring selected national HIV prevention
938 and care objectives by using HIV surveillance data—United States and 6 dependent areas, 2019.
939 2021.
- 940 146. Wu L, Kaftan D, Wittenauer R, Arrouzet C, Patel N, Saravis AL, et al. Health impact,
941 budget impact, and price threshold for cost-effectiveness of lenacapavir for HIV pre-exposure
942 prophylaxis in eastern and southern Africa: a modelling analysis. *The Lancet HIV*.
943 2024;11:e765–73.
- 944 147. Joint United Nations Programme on HIV/AIDS. The path that ends AIDS: UNAIDS Global
945 AIDS Update 2023. Geneva; 2023.
- 946 148. Ayala G, Sprague L, van der Merwe LL-A, Thomas RM, Chang J, Arreola S, et al. Peer-
947 and community-led responses to HIV: A scoping review. *PLoS One*. 2021;16:e0260555.
- 948 149. Bulstra CA, Hontelez JAC, Otto M, Stepanova A, Lamontagne E, Yakusik A, et al.
949 Integrating HIV services and other health services: A systematic review and meta-analysis. *PLoS*
950 *Med*. 2021;18:e1003836.

- 951 150. Brown T, Peerapatanapokin W. Evolving HIV epidemics: the urgent need to refocus on
952 populations with risk. *Current Opinion in HIV and AIDS*. 2019;14:337–53.
- 953 151. Mumtaz GR, Chemaitelly H, AlMukdad S, Osman A, Fahme S, Rizk NA, et al. Status of
954 the HIV epidemic in key populations in the Middle East and north Africa: knowns and
955 unknowns. *The Lancet HIV*. 2022;9:e506–16.
- 956 152. Asaria M, Griffin S, Cookson R. Distributional Cost-Effectiveness Analysis: A Tutorial.
957 *Med Decis Making*. 2016;36:8–19.
- 958 153. Husereau D, Drummond M, Augustovski F, de Bekker-Grob E, Briggs AH, Carswell C, et
959 al. Consolidated Health Economic Evaluation Reporting Standards 2022 (CHEERS 2022)
960 Statement: Updated Reporting Guidance for Health Economic Evaluations. *Pharmacoeconomics*.
961 2022;40:601–9.
- 962 154. Wilkinson T, Sculpher MJ, Claxton K, Revill P, Briggs A, Cairns JA, et al. The
963 International Decision Support Initiative Reference Case for Economic Evaluation: An Aid to
964 Thought. *Value in Health*. 2016;19:921–8.
- 965 155. Akullian A, Akulu R, Aliyu G, Anam F, Guichard A-C, Ayles H, et al. The HIV response
966 beyond 2030: preparing for decades of sustained HIV epidemic control in eastern and southern
967 Africa. *The Lancet*. 2024;404:638–41.
- 968