

Investigating Nutritional Interventions for Managing Irritable-Bowel Syndrome: A Bibliometric Analysis

Authors:

Madho Mal MBBS, Faraz Arshad MBBS, Sadaf Iftikhar MD, Nayanika Tummala, Saad Ahmed Waqas, Usama Hussain Kamal, Rizwana Noor, Muhammad Khalid Afridi, Abraish Ali.

Affiliation: Liaquat University of Medical and Health Science Jamshoro Pakistan, Shaikh Zayed Hospital, Lahore, Pakistan, Akhtar Saeed Medical and Dental College, Lahore, Pakistan, GITAM Institute of Medical Sciences and Research, Secunderabad, India, Dow University of Health Sciences, Karachi, Pakistan, Services Institute of Medical Sciences, Lahore, Pakistan, Khyber Medical College, Peshawar, Pakistan, Dow University of Health Sciences, Karachi, Pakistan, Department of Medicine, Dow university of health Sciences, Karachi, Pakistan.

Abstract:

Background: The bibliometric analysis provides a structured approach for providers and researchers to access clinically relevant information to improve patient care.

Methods: We used SCOPUS as our database and made a list of the top 50 most-cited articles from 2002 to 2022. Variables analyzed included

citation count, annual citations, publication year, journal with impact factor, author details, country, institution, and funding.

Results: Citations for 50 articles varied from 67 to 919, with a median of 129 and an IQR of 210. Most of the articles ($n = 34$) were published between 2013 and 2018. The number of authors per article ranged from 3 to 18. Munir J.G. coauthored the most significant number of articles ($n = 7$). The top countries of origin for the articles were the UK ($n = 15$), the USA ($n = 10$), and Australia ($n = 7$). The dietary interventions discussed in our list included low FODMAP ($n = 27$), probiotics ($n = 6$), GFD ($n = 4$), an Ig4 exclusion diet ($n = 3$), and other interventions ($n = 10$). Female authors were the first authors in 30 articles and senior authors in 19 articles, compared to their male counterparts.

Conclusions: An analysis of the top 50 cited articles on nutritional interventions in IBS highlights interest and impact trends, aiding policymakers in funding decisions. The predominance of a low-FODMAP diet underscores the focus on efficacy, potentially guiding standardized dietary guidelines.

Keywords: irritable bowel syndrome, bibliometrics, nutrition, diet management, gastrointestinal disorder

Abbreviations:

IBS: Irritable Bowel Syndrome

IF: Impact Factor

GIT: Gastrointestinal Tract

FODMAP: fermentable oligosaccharides, disaccharides, monosaccharides, and polyols.

IBS-SSS: Irritable Bowel Syndrome Symptom Severity Score

GFD: Gluten-Free Diet

IQR: Interquartile Range

Introduction

Irritable Bowel Syndrome (IBS) is a gastrointestinal disorder that affects approximately 4% of the world's population, with a two-fold higher prevalence among women [1, 2]. Given that the pathophysiology of the disease is multifactorial and unclear, it is well documented that patients with IBS have limited treatment options and exhibit poor quality of life linked to more frequent use of healthcare services as an additional financial burden [3].

Individuals with IBS often link their symptoms to particular foods, which results in diet restriction that may lead to nutritional deficiencies and malnutrition [4, 5]. Nutritional interventions, especially the dietary restriction of fermentable carbohydrates (commonly termed the 'low FODMAP (fermentable oligosaccharides, disaccharides, monosaccharides, and polyols) diet'), have gained popularity in treating IBS [6–8]. Dietary components significantly impact the gut microbiome composition and can subsequently affect IBS symptoms. Exploring nutritional interventions can also offer valuable insights into how to use this interplay for the treatment of IBS. There have been several publications on the most-cited articles related to IBS [9–14]; however, none of these listings specifically focused on nutritional interventions for IBS, and there is a lack of evidence-based dietary guidelines for the management of IBS. Therefore, our research can help establish standardized nutritional recommendations for patients.

Bibliometric analysis is an easy-to-understand analytical method used to assess the trends and frequency of citations in the published literature. Evidence-based medicine requires practicing physicians to be up-to-date with relevant research in their field to best serve patients, according to the latest guidelines. Bibliometrics provide physicians with a body of knowledge and a collection of the most influential research papers in their field [15]. Citation analysis can help direct medical research funding to specific areas needing increased research activity by

examining research articles' relevance, significance, and impact [16]. To fill the existing gap in knowledge, we have carried out a targeted bibliometric analysis to assess the most significant articles about this area of study.

METHODS

Literature Search and Search Strategy:

We used the Scopus database to retrieve the relevant articles for our bibliometric analysis. Published analyses and comparisons have demonstrated that, in the context of scientific publications, Scopus exhibits a broader scope of coverage than alternatives such as PubMed, Web of Science, and Google Scholar [15, 17]. Two reviewers (Sadaf Iftikhar and Saad Ahmed) independently searched Scopus in December 2023, with a time restriction from 2002 to 2022. Any reviewer discrepancies were resolved by consulting the third reviewer (Faraz Arshad).

The search strategy to obtain articles on IBS and nutritional interventions involved using ((Irritable AND Bowel AND Syndrome) OR (Colitis AND Mucous) OR (Colon AND Irritable)) AND ((Diet OR Disaccharides OR Monosaccharide OR Simple AND Sugars)). All individual search terms and words were searched in the article titles, abstracts, and keywords.

Inclusion and Exclusion Criteria:

The initial compilation of articles retrieved from Scopus consists of those identified under the journal articles category. Two reviewers (Sadaf Iftikhar and Saad Ahmed) separated the original articles from the review studies. Exclusively including original articles allows for more direct analysis of primary research findings, enhancing the study's credibility by minimizing potential biases introduced by interpretations or summaries found in review articles. Studies on non-human subjects, those without abstract availability, and those in languages other than

English were excluded. The selected two-decade period ensures that our study incorporates the latest advancements in research on nutritional interventions for managing irritable bowel syndrome. Additionally, including all journals provides comprehensive coverage of the relevant literature, minimizing the risk of overlooking valuable research from diverse sources.

Data extraction:

The search yielded 29637 studies in total. The abstracts were then analyzed to assess their relevance to the topic and determine whether they were suitable for inclusion. The articles obtained were consolidated and systematically organized using the 'cited by' option. The final list comprised the 50 most-cited articles. Any reviewer discrepancies were resolved by consulting the third reviewer (Faraz Arshad). The concordance rate between the reviewers was 95%. Citation analysis of the 50 most cited articles was conducted using Scopus, and the chosen articles were manually screened. Data on each publication were extracted, encompassing the total citation count, mean citations per year, trends of articles and citations over the years, publication year, journal name along with its impact factor (IF), author count, author's H-index, gender of first and last author titles, references, keywords, country of origin, institutional affiliation, and funding information. The mean, median, and IQR were computed for the total number of citations and the number of citations per year. Journal impact factors were acquired from Thomson Reuters' Journal Citation Reports. The gender of the first and senior authors was ascertained by reviewing their photographs on institutional websites or noting the pronouns used to address them. It is agreed upon in existing literature that the last authorship position is held by the author with the most significant degree of seniority; for that matter, we reviewed authors in the first and previous positions. When an article had a solitary author, that author was considered the senior author [18].

Data Analysis:

Tables and charts were generated using Microsoft Excel 2016. IBM SPSS Statistics 23.0 was employed to conduct the Spearman correlation test, which assessed the correlation between the journal impact factor and the total number of citations by papers from our 50 list within that journal. A p-value of <0.05 was considered statistically significant.

Results

Citation Count, Citation Per Year, Citation Trend:

Table 1 shows the 50 most cited citations and total citations per year. The number of citations for these 50 articles ranged from 67 to 919, with a median of 129.00 and an interquartile range of 210. The citations for all articles total 10515. The number of citations per year ranged from 4.3 to 102. The median, mean number, and IQR of citations per year were 15.9, 23.3, and 20.2, respectively. Figure 1 shows the trend of the total citations of the 50 articles in the list by year. There was a rapid rise in the total number of citations, starting in 2004, which almost doubled in 2013, followed by a significant drop in 2015, after reaching a maximum in 2017. After a minor drop in 2018, a significant decrease occurred in 2019.

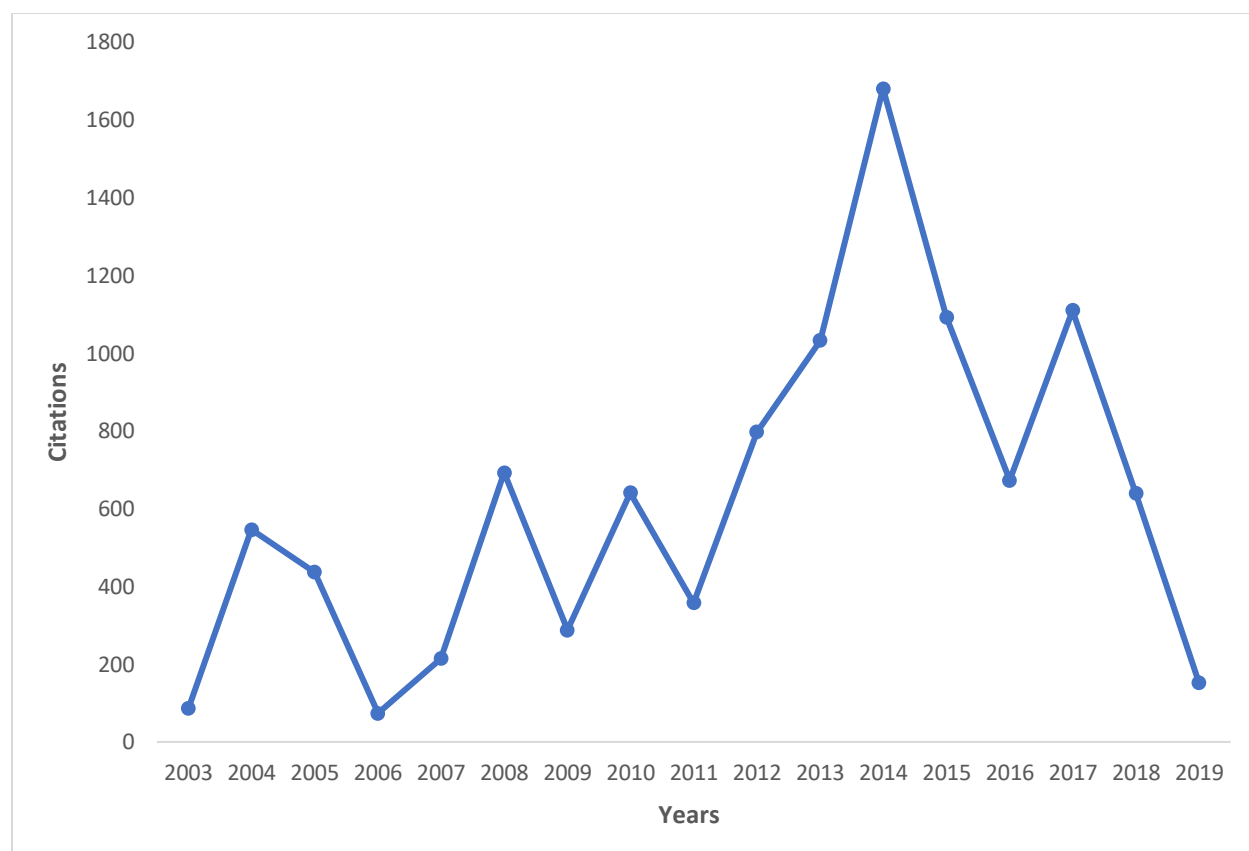


Figure 1: Total Citations of articles in the list each year

Rank	Article	Total citations	Avg citations per year	Type	Outcomes
1	A diet low in FODMAPs reduces symptoms of irritable bowel syndrome; 2014	919	102.1	RCT	A low FODMAP diet is effective
2	Diets that differ in their FODMAP content alter the colonic luminal microenvironment; 2015	518	64.8	RCT	FODMAP restriction to the level of symptom control should be excised
3	Manipulation of dietary short-chain carbohydrates alters the pattern of gas production and the genesis of symptoms in irritable bowel syndrome; 2010	490	37.7	RCT	A low FODMAP diet is effective

4	Fermentable carbohydrate restriction reduces luminal bifidobacteria and gastrointestinal symptoms in patients with irritable bowel syndrome; 2012	462	42	RCT	A low FODMAP diet is effective
5	Diet Low in FODMAPs Reduces Symptoms of Irritable Bowel Syndrome as Well as Traditional Dietary Advice: A Randomized Controlled Trial; 2015	458	57.3	RCT	A combination of diet low in FODMAP with a traditional diet is effective
6	Food elimination based on IgG antibodies in irritable bowel syndrome: A randomized controlled trial; 2004	452	23.8	RCT	Exclusion of diet based on IgG antibodies is effective
7	Dietary Triggers of Abdominal Symptoms in Patients With Irritable Bowel Syndrome: Randomized Placebo-Controlled Evidence; 2008	451	30.1	RCT	A low FODMAP diet is effective
8	Self-reported food-related gastrointestinal symptoms in IBS are common and associated with more severe symptoms and reduced quality of life; 2013	443	44.3	Cross-sectional	A low FODMAP diet is effective
9	A controlled trial of a gluten-free diet in patients with irritable bowel syndrome-diarrhea: Effects on bowel frequency and intestinal function; 2013	382	38.2	RCT	Gluten-free diet is beneficial
10	Comparison of symptom response following advice for a diet low in fermentable carbohydrates (FODMAPs) versus standard dietary advice in patients with irritable bowel syndrome; 2011	358	29.8	Prospective cohort	A low FODMAP diet is effective
11	A randomized controlled trial of a probiotic combination VSL# 3 and placebo in irritable bowel syndrome with bloating; 2005	324	18	RCT	Probiotic reduce abdominal bloating
12	FODMAPs alter symptoms and the metabolome of patients with IBS: A randomised controlled trial; 2017	313	52.2	RCT	Low FODMAP diet is effective

13	A Diet Low in FODMAPs Reduces Symptoms in Patients With Irritable Bowel Syndrome and A Probiotic Restores Bifidobacterium Species: A Randomized Controlled Trial; 2017	296	49.3	RCT	Low FODMAP diet is effective
14	Differential effects of FODMAPs (Fermentable Oligo-, Di-, Mono-Saccharides and Polyols) on small and large intestinal contents in healthy subjects shown by MRI; 2014	291	32.3	RCT	Low FODMAP diet is effective exclude inulin and fructose
15	A Randomized Controlled Trial Comparing the Low FODMAP Diet vs. Modified NICE Guidelines in US Adults with IBS-D; 2016	271	38.7	RCT	A low FODMAP diet is effective
16	Confocal endomicroscopy shows food-associated changes in the intestinal mucosa of patients with irritable bowel syndrome; 2014	242	26.9	RCT	A low FODMAP diet is effective
17	{A figure is presented} Predictors of Clinical Response to Gluten-Free Diet in Patients Diagnosed With Diarrhea-Predominant Irritable Bowel Syndrome; 2007	214	13.4	Observational cohort	A gluten-free diet is effective for IBS
18	Clinical trial: Lactobacillus plantarum 299v (DSM 9843) improves symptoms of irritable bowel syndrome; 2012	210	19.1	RCT	Probiotics are effective in treating IBS Symptoms
19	Soluble or insoluble fiber in irritable bowel syndrome in primary care? Randomized placebo-controlled trial; 2009	186	13.3	RCT	Psyllium is effective in IBS
20	Effects of varying dietary content of fermentable short-chain carbohydrates on symptoms, fecal microenvironment, and cytokine profiles in patients with irritable bowel syndrome; 2017	163	27.2	RCT	A low FODMAP diet is effective
21	Multivariate modeling of fecal bacterial profiles of patients with IBS predicts	161	32.2	RCT	A low FODMAP diet is effective

	responsiveness to a diet low in FODMAPs; 2018				
22	Many Patients With Irritable Bowel Syndrome Have Atypical Food Allergies Not Associated With Immunoglobulin E; 2019	152	38	Prospective cohort	Food allergen exclusion is effective
23	Long-term impact of the low-FODMAP diet on gastrointestinal symptoms, dietary intake, patient acceptability, and healthcare utilization in irritable bowel syndrome; 2018	146	29.2	RCT	A low FODMAP diet is effective
24	eHealth: Low FODMAP diet vs Lactobacillus rhamnosus GG in irritable bowel syndrome; 2014	138	15.3	RCT	Both FODMAP and probiotics is effective
25	A double-blind randomized controlled trial of a probiotic combination in 100 patients with irritable bowel syndrome; 2008	130	8.7	RCT	Probiotics is not superior to placebo
26	Prevalence and Presentation of Lactose Intolerance and Effects on Dairy Product Intake in Healthy Subjects and Patients With Irritable Bowel Syndrome; 2013	128	12.8	RCT	Lactose-containing food should be eliminated
27	Diet and effects of diet management on quality of life and symptoms in patients with irritable bowel syndrome; 2012	125	11.4	Cohort study	A low FODMAP diet improves the quality of life
28	Non-celiac gluten sensitivity has narrowed the spectrum of irritable bowel syndrome: A double-blind randomized placebo-controlled trial; 2015	117	14.6	RCT	A gluten-free diet is effective
29	Food-specific serum IgG4 and IgE titers to common food antigens in irritable bowel syndrome; 2005	113	6.3	Cross-sectional	IgG food items are responsible for IBS SYMPTOMS and such food items are excluded

30	Fructose intolerance in IBS and utility of fructose-restricted diet; 2008	112	7.5	Retrospective cohort	Fructose-restricted diet effective in IBS
31	Randomized clinical trial: the efficacy of gut-directed hypnotherapy is similar to that of the low FODMAP diet for the treatment of irritable bowel syndrome; 2016	110	15.7	RCT	Gut-directed hypnotherapy is as effective as FODMAP therapy
32	Follow-up of patients with functional bowel symptoms treated with a low FODMAP diet; 2016	104	14.9	Retrospective cohort	A low FODMAP diet is effective
33	A Very Low-Carbohydrate Diet Improves Symptoms and Quality of Life in Diarrhea-Predominant Irritable Bowel Syndrome; 2009	102	7.3	RCT	A low FODMAP diet is effective
34	Association Between Ultra-Processed Food Consumption and Functional Gastrointestinal Disorders: Results From the French NutriNet-Santé Cohort; 2018	99	19.8	Cross-sectional	Ultra-processed food consumption is associated with IBS so UPF should be excluded
35	Efficacy of a Gluten-Free Diet in Subjects With Irritable Bowel Syndrome-Diarrhea Unaware of Their HLA-DQ2/8 Genotype; 2016	99	14.1	RCT	A gluten-free diet is effective
36	Long-term irritable bowel syndrome symptom control with reintroduction of selected FODMAPs; 2017	97	16.2	RCT	A low FODMAP diet is effective
37	Self-management for women with irritable bowel syndrome; 2004	94	4.9	RCT	Multicomponent intervention improves quality of life in IBS
38	Dietary sorbitol and mannitol: Food content and distinct absorption patterns between healthy individuals and patients with irritable bowel syndrome; 2014	91	10.1	RCT	Dietary restriction of polyols is effective in IBS

39	Effects of scFOS on the composition of fecal microbiota and anxiety in patients with irritable bowel syndrome: a randomized, double-blind, placebo-controlled study; 2017	89	14.8	RCT	Short-chain fructooligosaccharide is effective in IBS
40	Randomized clinical trial: low-FODMAP rye bread vs. regular rye bread to relieve the symptoms of irritable bowel syndrome; 2016	89	12.7	RCT	A low FODMAP diet is effective in IBS
41	Irritable bowel syndrome in primary care: The patient's and doctor's views on symptoms, etiology and management; 2003	86	4.3	Cross-sectional	Patients and GP have different perspectives of dietary intervention
42	Volatile Organic Compounds in Feces Associate With Response to Dietary Intervention in Patients With Irritable Bowel Syndrome; 2018	84	16.8	RCT	A low FODMAP diet is effective
43	Effects of Prebiotics vs a Diet Low in FODMAPs in Patients With Functional Gut Disorders; 2018	82	16.4	RCT	Prebiotics as effective as the low FODMAP diet
44	A candidate probiotic with unfavorable effects in subjects with irritable bowel syndrome: A randomized controlled trial; 2010	81	6.2	RCT	Probiotics are unfavorable in IBS symptoms
45	IgG-based elimination diet in migraine plus irritable bowel syndrome; 2013	80	8	RCT	IgG-based dietary elimination is effective
46	Randomized clinical trial: the analgesic properties of dietary supplementation with palmitoylethanolamide and polydatin in irritable bowel syndrome; 2017	78	13	RCT	The dietary supplement palmitoylethanolamide/ polydatin for abdominal pain in patients with IBS suggests that this is a promising natural supplement.

47	A Diet Low in Fermentable Oligo-, Di-, and Monosaccharides and Polyols Improves Quality of Life and Reduces Activity Impairment in Patients With Irritable Bowel Syndrome and Diarrhea; 2017	74	12.3	RCT	A diet low in FODMAPs led to significantly greater improvements in health-related QOL, anxiety, and activity impairment compared with a diet based on traditional recommendations for patients with IBS-D
48	Treating Irritable Bowel Syndrome with a Food Elimination Diet Followed by Food Challenge and Probiotics; 2006	74	4.4	Open-label pilot study	The FODMAP diet is more effective than the traditional diet recommended by NICE
49	Kiwifruit improves bowel function in patients with irritable bowel syndrome with constipation; 2010	70	5.4	RCT	Kiwi fruit consumption is beneficial for bowel function in IBS
50	Low fermentable oligo-di-mono-saccharides and polyols diet versus general dietary advice in patients with diarrhea-predominant irritable bowel syndrome: A randomized controlled trial; 2018	67	13.4	RCT	Low FODMAP diet and general dietary advice both are beneficial for IBS and low FODMAP is more beneficial for IBS

Table 1: Top 50 original articles, their citations, citations per year, type of articles, and outcome

Journal, institutional affiliation, and Funding Sponsor:

The 50 most-cited articles were published in nine different journals. The top four journals produced over half of the articles. The top 4 journals include Clinical Gastroenterology and Hepatology (n = 8, 16%), followed by Gastroenterology (n = 7, 14%), American Journal of Gastroenterology (n = 5, 10%), and Gut (n = 4, 8%). Table 2 shows journals that have included more than one article in the most cited 50.

The IF of these journals ranged from 3.3 to 29.4. We found a direct and significant association between the journal impact factor and several citations received by articles from our list published in that journal with a p-value of 0.04 using the Spearman correlation test. (Figure 2)

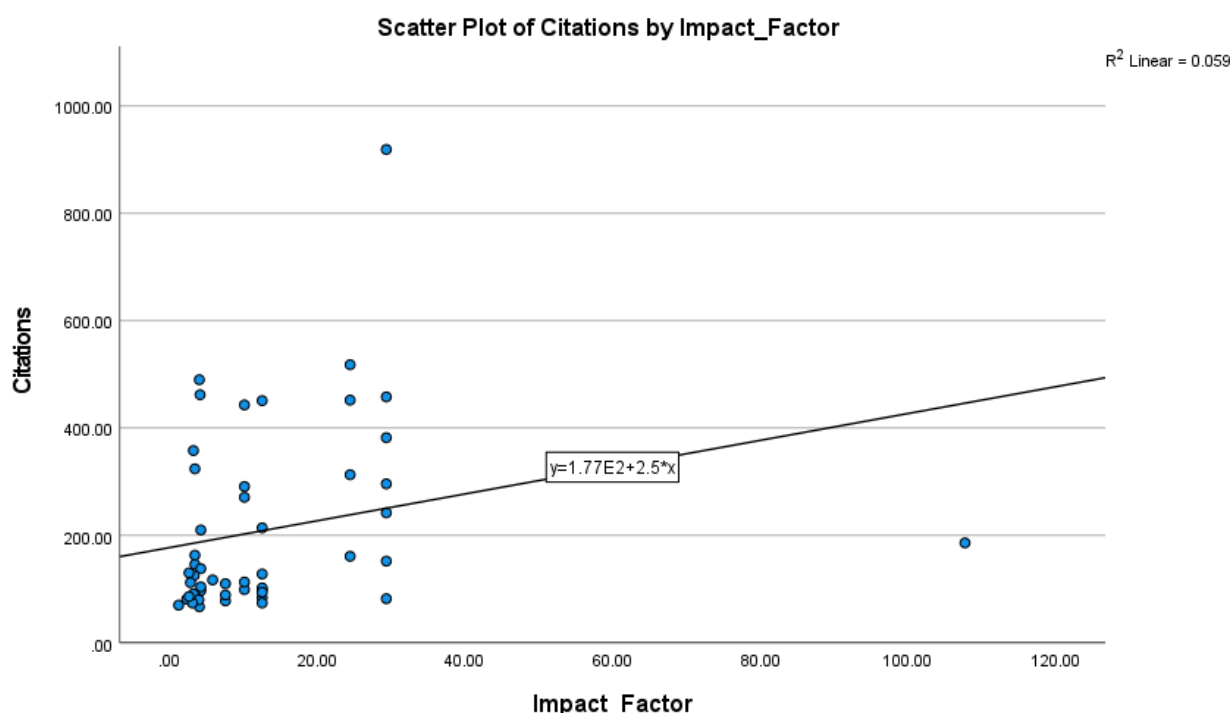


Figure 2: Scatter Plot of citations by Impact Factor

Our list of articles featured a diverse range of affiliations with various institutions. Notably, Monash University led with seven articles. Following closely behind it were the Guys and St Thomas NHS Foundation, the Faculty of Medicine, Nursing, and Health Sciences, with five publications, and Hospital Universitario Vall Hebron, with four publications, as shown in Figure 3.

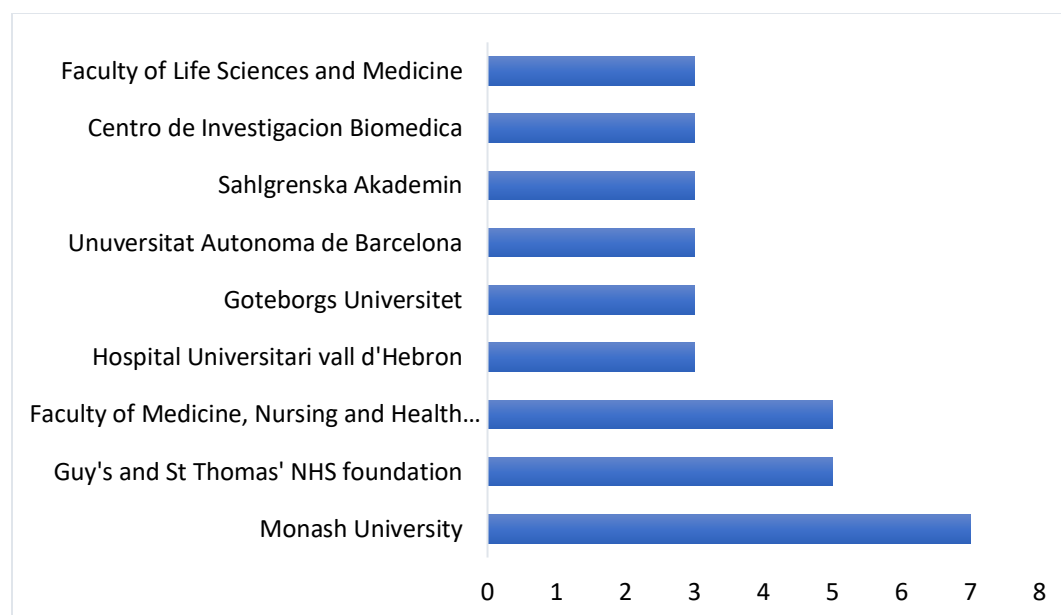


Figure 3: Institutions affiliated with articles

The National Institute of Diabetes and Digestive Kidney Disease and the National Institute of Health have contributed to the funding of three articles and are closely followed by the Faculty of Medicine, Nursing, and Health Sciences at Monash University, Goteborgs University, and the Marianne and Marcus Wallenberg Foundation with two articles, as shown in Figure 4.

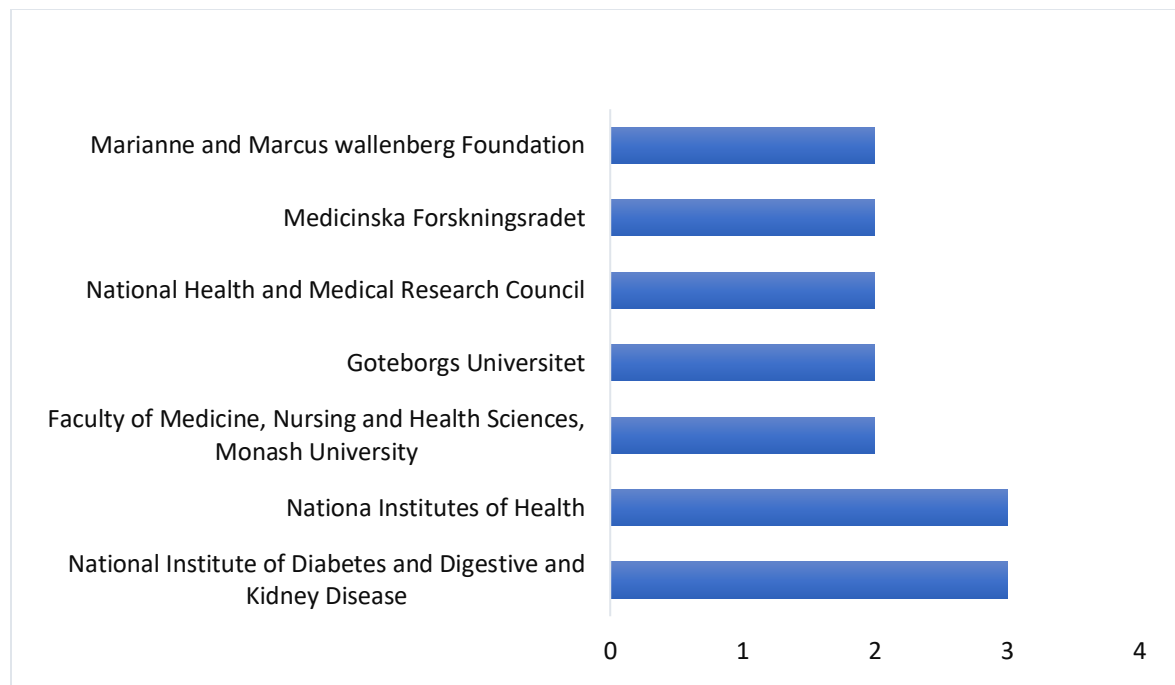


Figure 4: Sources of Funding

Journal's name	Number of articles	2022 Impact Factor
Clinical Gastroenterology And Hepatology	8	12.6
Gastroenterology	7	29.4
American Journal Of Gastroenterology	5	12
Gut	4	24.5
Neurogastroenterology And Motility	4	3.5

World Journal Of Gastroenterology	4	4.3
Alimentary Pharmacology And Therapeutics	3	7.6
Journal Of Gastroenterology And Hepatology Australia	2	4.1
Journal Of Human Nutrition And Dietetics	2	3.3

Table 2: Top Journals with Impact Factor and number of articles

Year of Publication, Origins, and Authorship:

The 50 most cited articles were published between 2002 and 2022. During these 20 years, the most significant number of articles ($n = 34,68\%$) were published in five years, from 2013 to 2018 (Figure 5). The 50 most-cited papers originated from 8 countries, with over 15 articles from the United Kingdom. The three most popular countries of origin were the UK ($n = 15,30\%$), the USA ($n = 10,20\%$), and Australia ($n = 7,14\%$) (Figure 6). A vast range of 263 authors contributed to 50 articles, and the number of authors per article ranged from 3 to 18. Each paper has a median of 7 authors with an interquartile range of 4. The authors with five or more articles are shown in Figure 7. The most significant number of most-cited articles were coauthored by Munir J.G., numbering ($n = 7,14\%$) articles, followed by Gibson P.R. with ($n = 6,12\%$) articles, Irving P.M., Staudacher H.M., and Whelan K, numbering ($n = 5,10$) articles, as shown in Table 3. The authors' H-index highlights the role of the author in the scientific world as determined by the author-specific citation frequency, which is also included in Table 3. The H-index ranged from 26 to 82, among which Gibson, P.R., had the highest H index of 82.

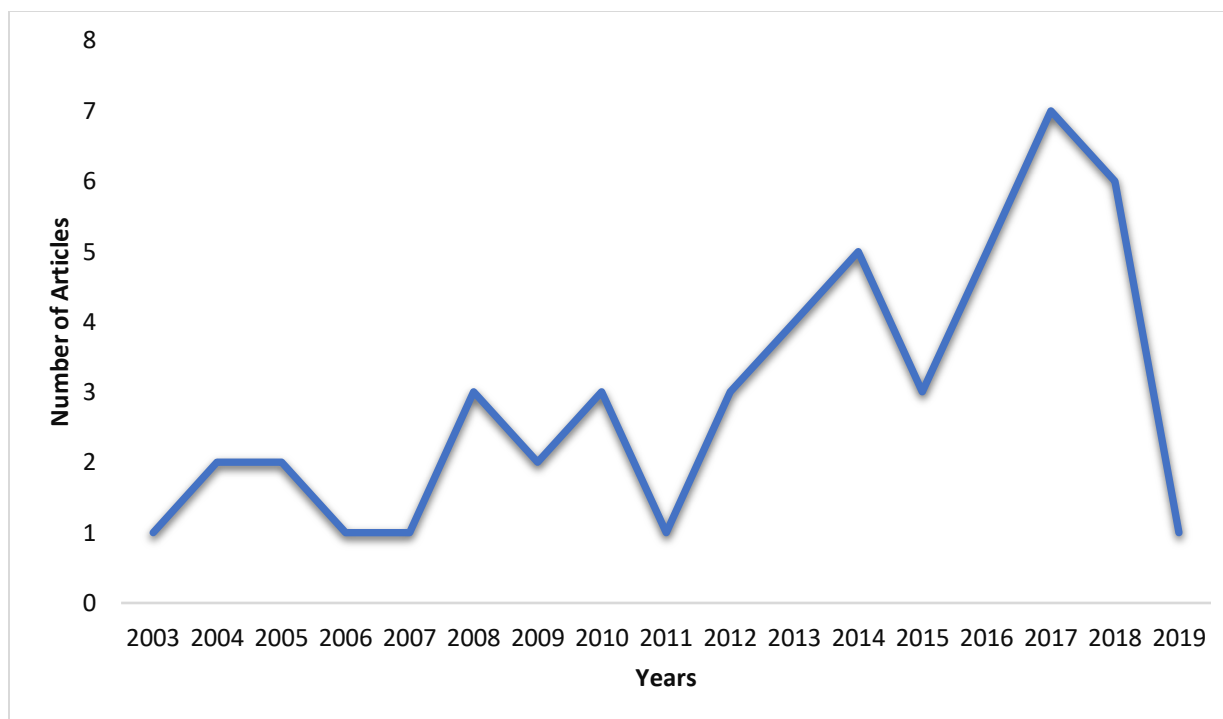


Figure 5: Number of articles in our list each year

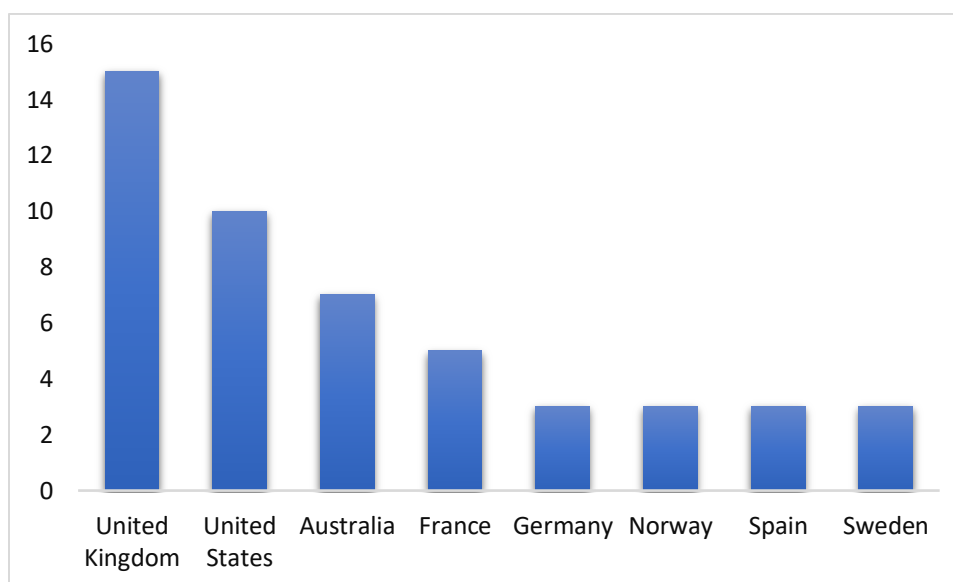


Figure 6: Number of articles originating from each country

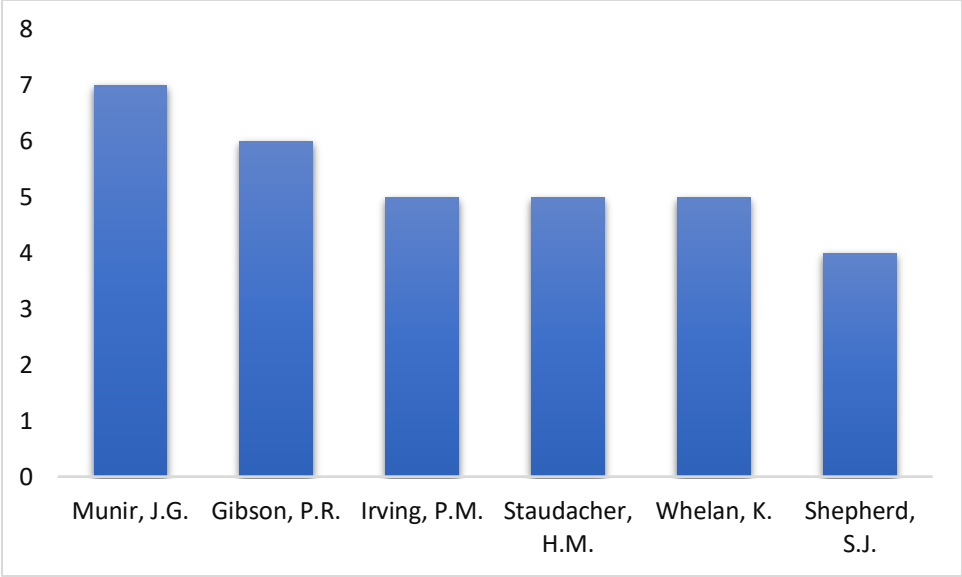


Figure 7: Number of articles by Top authors

Author Name	Total articles	First position	Last position	Other position	Affiliation	Gender	H-index
Muir, J.G.	7	0	4	3	Monash University	F	54
Gibson, P.R.	6	0	2	4	Monash University	M	82
Irving, P.M.	5	0	0	5	Guy's and St Thomas' NHS Foundation Trust	M	59
Staudacher, H.M.	5	3	0	2	Deakin University	F	26
Whelan, K.	5	0	3	2	King's College London	M	58
Shepherd, S.J.	4	1	0	3	La Trobe University	F	28

Table 3: Top authors with authorship position, Affiliation, Gender, and H-index

Topical distribution:

Nutritional interventions discussed in the 50 most cited articles are shown in the last column of Table 1. Among the 50 articles, a low FODMAP diet is discussed in (n = 27,54%), followed by probiotics mentioned in (n = 6,12%) articles, a gluten-free diet in (n = 4,8%) articles, an Ig4 exclusion diet in (n = 3,6%) articles, and other dietary approaches in (n = 10,20%) articles. (Figure 8) Other dietary options include:

- Psyllium.
- Lactose-restricted diet.
- Fructose-restricted diet.
- Ultra-processed food elimination.
- Polyols-restricted diet.
- Short-chain fructooligosaccharide.
- Palmitoylethanolamide/ppolydarin supplement.
- Kiwi fruit.
- Food allergen exclusion.

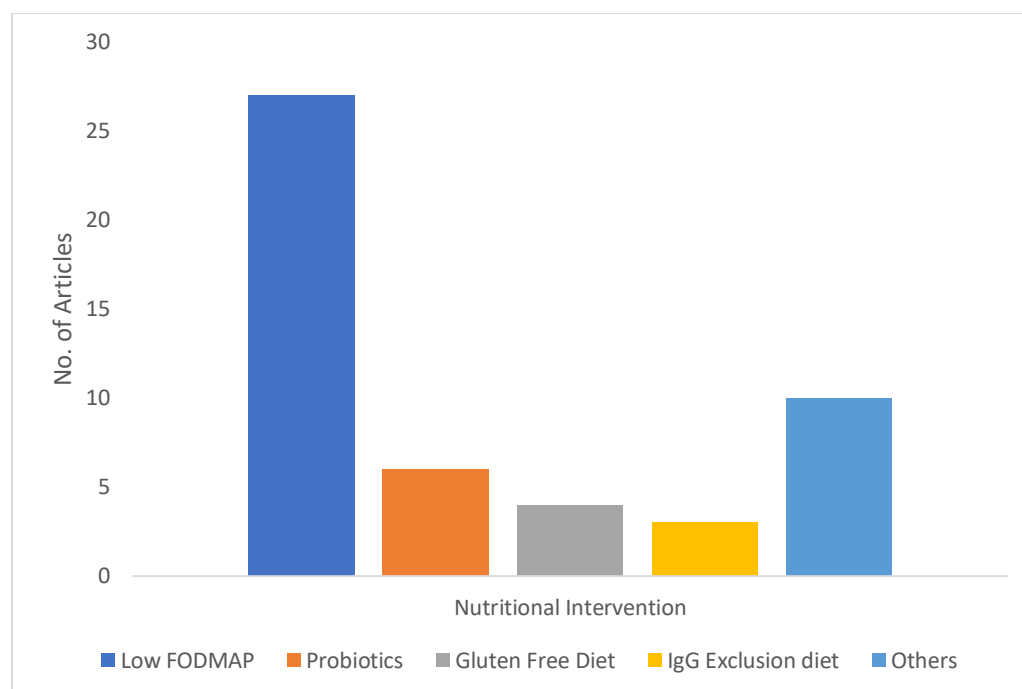


Figure 8: Nutritional Intervention discussed in articles

Gender of the senior and first authors

The gender of the first author and the senior author was determined in all 50 articles. Among first authors, females outnumbered males by a ratio of 3:2, with female authors (n = 30, 60%) and male authors (n = 20, 40%). On the other hand, it was the opposite for senior author distribution, with male authors (n = 31, 62%) and female authors (n = 19, 38%), as shown in Figure 9.

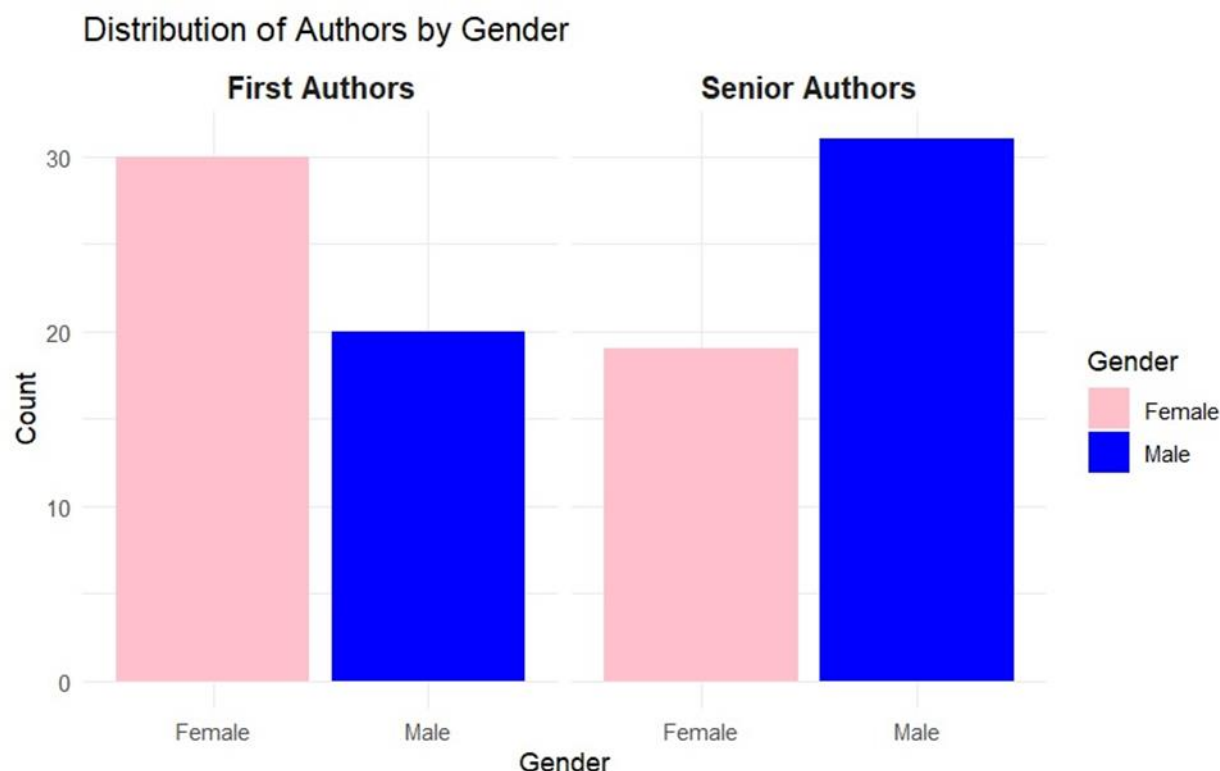


Figure 09: Distributions of authors by Gender

Discussion:

IBS is a chronic functional disorder with recurrent abdominal pain associated with defecation and altered bowel habits [19]. Diagnosing IBS is challenging because it is typically a diagnosis of exclusion, which can prolong the diagnostic process and add to patient stress. As physicians, we must effectively educate our patients about this condition [20]. Understanding the reasons behind their symptoms is essential for patients with IBS, especially when no structural disease is present, as it greatly influences their management and well-being [21].

IBS presents as a heterogenous disorder, and efforts to develop targeted drug treatments have faced challenges due to uncertainties surrounding the nervous system in the gastrointestinal tract and central nervous system mechanisms contributing to visceral hypersensitivity in IBS.

[22-24]. Combining behavioral strategies, dietary adjustments, and appropriate medication regimens maximizes successful treatment chances [25]. The sole purpose of this bibliometric analysis is to provide a comprehensive review of the literature surrounding nutritional interventions for IBS. Dietary therapy has recently gained popularity because research has highlighted that particular foods exacerbate or decrease the symptoms of IBS (26, 27).

The citation analysis depicted in Figure 1 indicates that the prime period of research engagement in nutritional interventions in IBS was from 2012–2017; during this timeframe, articles listed in the top 50 were the most frequently cited. This phase of rapid expansion can be analyzed to understand factors contributing to increased interest, such as breakthrough findings or emerging trends. This information can be instrumental for researchers, policymakers, and funding bodies to strategically plan and support ongoing efforts in nutritional intervention for IBS. The subsequent years witnessed fluctuations, with notable minimal citations in 2019. Fluctuations may reflect changes in public health priorities, guiding the development of policies that respond to current needs.

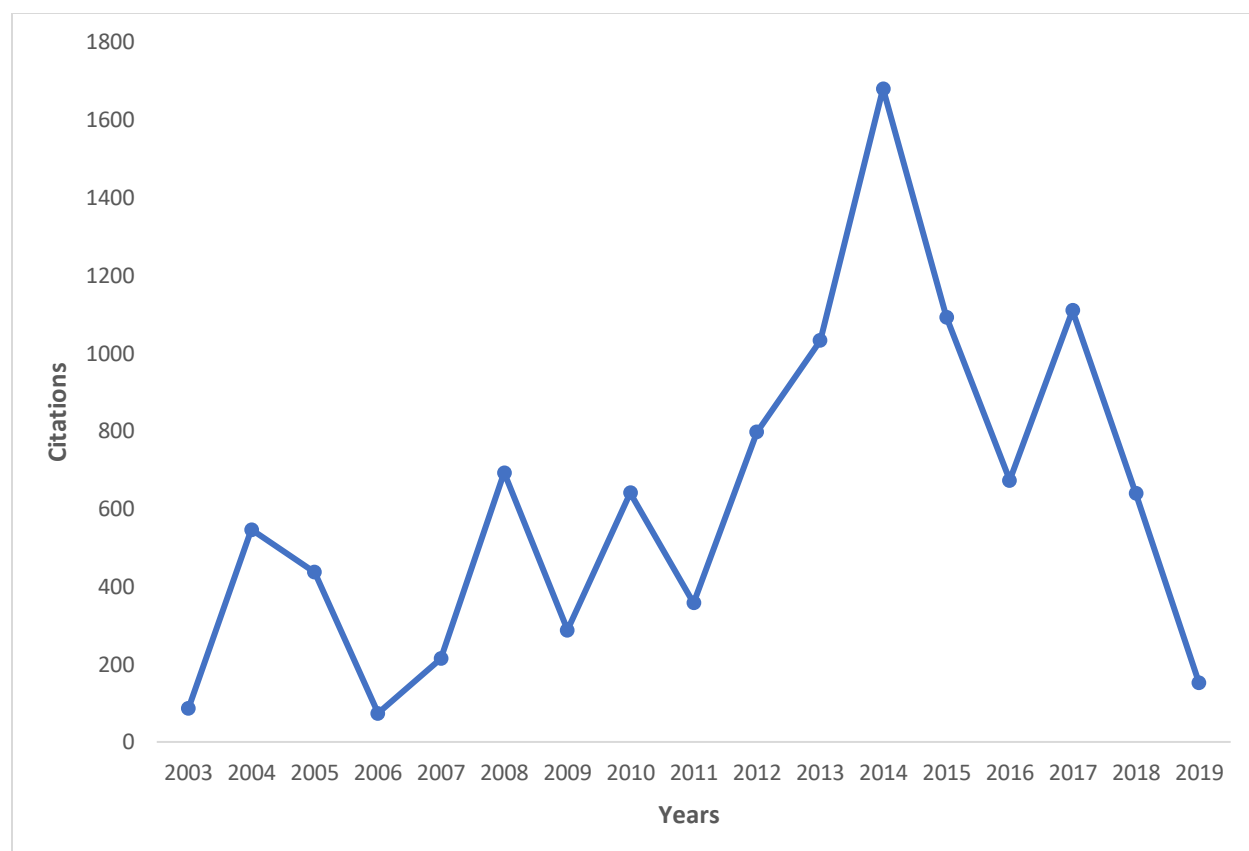


Figure 1: Total Citations of articles in the list each year

Table 1 includes journals consistently incorporating articles with the highest citation rates. These journals fall under the category of 'core journals' or 'zone 1' journals according to Bradford's Law [28], which states that "zone 1 journals are those that are most frequently cited in the literature of the particular field and so are likely to be of value to researchers within that discipline". Similar to other bibliometric analyses [29, 30, 31], we also identified a pronounced and direct association between the journal's impact factor and the number of articles with the highest citation rate published in that journal. This association emphasizes that a journal's impact factor directly influences the number of citations its articles receive. Publishing in journals with high citation rates increases the visibility of research.

FODMAPs are carbohydrates poorly absorbed in the small intestine and can ferment in the large intestine, leading to symptoms such as bloating, gas, abdominal pain, and altered bowel habits. The mechanisms by which the FODMAP diet causes these symptoms include elevating osmotic pressure in the large intestine, acting as prebiotics for gas-producing *Clostridium* bacteria, serving as a substrate for bacterial fermentation leading to abdominal distension and discomfort, and interacting with enteroendocrine cells responsible for regulating GI sensation, motility, secretion, and absorption [32]. This leads to GI wall stretches and activates sensory wall receptors, leading to sensations of fullness, distension, and abdominal pain [33]. A low FODMAP diet improves the IBS symptom severity score (IBS-SSS) and the quality of life-related to the traditional diet [34]. Over half of the articles on our list focus on the FODMAP diet, highlighting its predominant importance in managing IBS. It's noteworthy that maintaining a low-FODMAP diet requires detailed meal planning, involves significant expenses, and poses difficulties in adherence over an extended period (36, 37).

Probiotics, GFD, the Ig4 exclusion diet, and other dietary approaches are discussed less frequently, which indicates that these dietary options are an emerging area of research with growing interest but need to be established as low-FODMAP diets. Probiotics are safe and productive and improve gut health through their anti-inflammatory properties. They include *Streptococcus thermophilus*, the *Lactobacillus* strain, and *Lactobacillus delbrueckii* subsp. *bulgaricus*, and the *Bifidobacterium* strain [38]. They are efficacious and have gained popularity recently because they decrease bloating [39], decrease bowel movement per day [40], and lead to improvement on a 7-point Likert scale [41]. GFD includes gluten-free cereals like rice, buckwheat, corn, millet, quinoa, and various vegetables and fruits [42]. A recent trial suggests that FODMAP-restricted GFD improves quality of life and anxiety in IBS patients [43]. The elimination diet for IBS involves removing potential trigger foods from the diet and reintroducing them gradually to identify

culprits. This process aims to customize dietary management for individuals with IBS, improving symptom control. (44) The elimination diet and other dietary options, while effective, are less reported in our 50-article list due to their complexity and the individualized approach required to identify specific food triggers for each patient.

Regarding national origin, we noted that the UK generated the most articles in the list of 50 most cited articles. Numerous European countries have pursued the lead set by the UK, with limited participation from Asian countries. Our results indicated the most significant number of most-cited articles were coauthored by Munir J.G., numbering seven, followed by Gibson P.R. with six articles. Considering academic and intellectual demands for recognizing individual impactful involvement, it may be advantageous to pinpoint and distinguish the most remarkable authors from front-runners. Scientists who make meaningful and evident contributions to the knowledge base experience heightened eminence and amplified influence. This influence extends to the publication realm, where editors are more inclined to accept their work and seek opinions on articles [45].

Most principal authors were male, highlighting the scarcity of female representation in senior author positions [46]. This statistic may be influenced by the age discrepancy between male and female colleagues in college faculty, leading to younger female colleagues still being in the initial stages of their professional journey. Our bibliometric analysis revealed a distinguished trend where female authors were more prevalent in the first author position than the senior author. This observation contrasts with findings from other bibliometric analyses (47, 48), which often report different patterns of gender distribution in authorship roles. Our study suggests that the gender of the senior author does not necessarily coincide with that of the first author. While there is a gradual increase in the number of female first and senior authors in gastroenterology, additional steps need to be taken at the grassroots level

to tackle gender discrepancies and ensure better representation of female authors in academic literature [49].

Limitations:

Despite our sincere efforts to limit the bias, it is crucial to acknowledge the obstacles inherent in our bibliometric analysis. Firstly, we extracted articles from only one database, Scopus. It has been discovered that it tends to miss older citations [17, 50]. However, there is evidence that the Scopus database has a broader scope of coverage compared to alternatives such as PubMed, Web of Science, and Google Scholar. Additionally, Scopus's extensive coverage across multidisciplinary fields, compared to PubMed, aligns with the scope of our research [51]. Secondly, issues about the self-citation effect on bibliometric analyses have been raised, especially while a small group of authors dominates high-frequency citations, as glaring in our eyes. Although research has addressed this problem, self-citations may only partially affect bibliometrics [52]. A potential source of bias is the time needed for newly influential articles to accumulate measurable citations. Thus, our list will not consider some currently published excessive-impact articles, despite their future importance [53].

Moreover, quotation counts and H-indices may vary from those received in other competing databases, introducing variability within the evaluation. Finally, the limitation of including only the top 50 articles was due to insufficient literature. This highlights the need for further research to broaden the scope and identify additional trends.

Conclusions:

Analyzing the 50 most-cited articles in Nutritional Intervention in Irritable Bowel Syndrome provides valuable insights. The study of citation counts and trends indicates the level of interest and impact of research in nutritional interventions for IBS over time. Policymakers can use this data to prioritize funding and support for dietary research and

public health initiatives. The predominant focus on low-FODMAP diets among the most cited articles suggests a strong interest in understanding the efficacy of nutritional interventions in managing IBS symptoms. This finding could lead to the development of standardized dietary guidelines for IBS patients. The domain of nutritional intervention for IBS has witnessed fluctuations in attention and acknowledgment over time, marked by phases of rapid expansion, decline, and stability. Assessing these trends can help identify research gaps; understanding these patterns can help policymakers and funding agencies decide where to allocate resources most effectively.

Acknowledgments:

Not applicable.

Funding:

The authors received no extramural funding for the study.

Ethics declarations:

Ethics, approval, and consent to participate

Not applicable.

Consent for publication

Not applicable.

Competing interests

The authors declare that they have no competing interests.

References

1. Di Rosa C, Altomare A, Terrigno V, Carbone F, Tack J, Cicala M, Guarino MPL. Constipation-Predominant Irritable Bowel Syndrome (IBS-C): Effects of Different Nutritional Patterns on Intestinal Dysbiosis and Symptoms. *Nutrients*. 2023; 15(7):1647. <https://doi.org/10.3390/nu15071647>

2. Sperber, Ami D., Shrikant I. Bangdiwala, Douglas A. Drossman, Uday C. Ghoshal, Magnus Simren, Jan Tack, William E. Whitehead, et al. 2021. "Worldwide Prevalence and Burden of Functional Gastrointestinal Disorders, Results of Rome Foundation Global Study." *Gastroenterology* 160 (1): 99-114.e3. <https://doi.org/10.1053/j.gastro.2020.04.014>.
3. Cheng, Kathleen, Christina Lee, Ramune Garniene, Howard Cabral, and Horst Christian Weber. 2024. "Epidemiology of Irritable Bowel Syndrome in a Large Academic Safety-Net Hospital." *Journal of Clinical Medicine* 13 (5): 1314. <https://doi.org/10.3390/jcm13051314>.
4. Covello, Carlo, Guia Becherucci, Franco Scaldaferrì, Lucrezia Laterza, Antonio Gasbarrini, and Maria C. Mentella. 2024. "Popular Diets and Nutritional Assessment in the Management of Irritable Bowel Syndrome in Inflammatory Bowel Disease: An Overview of Current Evidence." *Polish Archives of Internal Medicine* 134 (2): 16659. <https://doi.org/10.20452/pamw.16659>.
5. Wang, Qiang, Zeinab Charmchi, and Ilena C. George. 2021. "Restrictive Diet in a Patient with Irritable Bowel Syndrome Leading to Wernicke Encephalopathy." *BMC Gastroenterology* 21 (1): 179. <https://doi.org/10.1186/s12876-021-01758-w>.
6. Staudacher, Heidi Maria, Miranda C. E. Lomer, Freda M. Farquharson, Petra Louis, Francesca Fava, Elena Franciosi, Matthias Scholz, et al. 2017. "A Diet Low in FODMAPs Reduces Symptoms in Patients With Irritable Bowel Syndrome and A Probiotic Restores Bifidobacterium Species: A Randomized Controlled Trial." *Gastroenterology* 153 (4): 936–47. <https://doi.org/10.1053/j.gastro.2017.06.010>.
7. Halmos, Emma P., Victoria A. Power, Susan J. Shepherd, Peter R. Gibson, and Jane G. Muir. 2014. "A Diet Low in FODMAPs Reduces Symptoms of Irritable Bowel Syndrome." *Gastroenterology* 146 (1): 67-75.e5. <https://doi.org/10.1053/j.gastro.2013.09.046>.
8. Cox, Selina R., James O. Lindsay, Sébastien Fromentin, Andrew J. Stagg, Neil E. McCarthy, Nathalie Galleron, Samar B. Ibraim, et al. 2020. "Effects of Low FODMAP Diet on Symptoms, Fecal Microbiome, and Markers of Inflammation in Patients With Quiescent Inflammatory Bowel Disease in a Randomized Trial." *Gastroenterology* 158 (1): 176-188.e7. <https://doi.org/10.1053/j.gastro.2019.09.024>.
9. Zyoud, Sa'ed H, Simon Smale, W Stephen Waring, Waleed Sweileh, and Samah W Al-Jabi. 2021. "Global Research Trends in the Microbiome Related to Irritable Bowel Syndrome: A Bibliometric and Visualized Study." *World Journal of Gastroenterology* 27 (13): 1341–53. <https://doi.org/10.3748/wjg.v27.i13.1341>.
10. Zhang, Tai, Xiangxue Ma, Wende Tian, Jiaqi Zhang, Yuchen Wei, Beihua Zhang, Fengyun Wang, and Xudong Tang. 2022. "Global Research Trends in Irritable Bowel Syndrome: A Bibliometric and Visualized Study." *Frontiers in Medicine* 9 (June): 922063. <https://doi.org/10.3389/fmed.2022.922063>.
11. Wan, Changshan, Xiangxu Kong, Yusheng Liao, Qiuyu Chen, Mengshi Chen, Qian Ding, Xiaotong Liu, et al. 2022. "Bibliometric Analysis of the 100 Most-Cited Papers about the Role of Gut Microbiota in Irritable Bowel Syndrome from 2000 to 2021." *Clinical and Experimental Medicine* 23 (6): 2759–72. <https://doi.org/10.1007/s10238-022-00971-5>.
12. Chen, Yuanfang, Baotao Lian, Peize Li, Simeng Yao, and Zhengkun Hou. 2022. "Studies on Irritable Bowel Syndrome Associated with Anxiety or Depression in the Last 20 Years: A

- Bibliometric Analysis.” *Frontiers in Public Health* 10 (August): 947097.
<https://doi.org/10.3389/fpubh.2022.947097>.
- 13 Wu, Peng-Ning, Shuai Xiong, Peng Zhong, Wan-Qing Yang, Min Chen, and Tai-Chun Tang. 2022. “Global Trends in Research on Irritable Bowel Syndrome and the Brain-Gut Axis: Bibliometrics and Visualization Analysis.” *Frontiers in Pharmacology* 13 (September): 956204.
<https://doi.org/10.3389/fphar.2022.956204>.
- 14 Tian, Siyu, Hang Zhang, Siqi Chen, Pengning Wu, and Min Chen. 2023. “Global Research Progress of Visceral Hypersensitivity and Irritable Bowel Syndrome: Bibliometrics and Visualized Analysis.” *Frontiers in Pharmacology* 14 (May): 1175057.
<https://doi.org/10.3389/fphar.2023.1175057>.
- 15 Choudhri, Asim F., Adeel Siddiqui, Nickalus R. Khan, and Harris L. Cohen. 2015. “Understanding Bibliometric Parameters and Analysis.” *RadioGraphics* 35 (3): 736–46.
<https://doi.org/10.1148/rg.2015140036>.
- 16 Moed, Henk F. 2002. “The Impact-Factors Debate: The ISI’s Uses and Limits.” *Nature* 415 (6873): 731–32. <https://doi.org/10.1038/415731a>.
- 17 Falagas ME, Pitsouni EI, Malietzis GA, Pappas G. Comparison of PubMed, Scopus, Web of Science, Google Scholar: strengths and weaknesses. *FASEB J*. 2008; 2:338-42
- 18 Khan MS, Usman MS, Siddiqi TJ, Ayub MT, Fatima K, Acob C, Muhammad H, Manning WJ, Tsao C, Khosa F, Figueredo V. Women in Leadership Positions in Academic Cardiology: A Study of Program Directors and Division Chiefs. *J Womens Health (Larchmt)* 2019; **28**: 225-232 [PMID: 30596542 DOI: 10.1089/jwh.2018.7135]
- 19 Mearin, Fermín, Brian E. Lacy, Lin Chang, William D. Chey, Anthony J. Lembo, Magnus Simren, and Robin Spiller. 2016. “Bowel Disorders.” *Gastroenterology*, February, S0016-5085(16)00222-5.
<https://doi.org/10.1053/j.gastro.2016.02.031>.
- 20 Andresen, Viola, Peter Whorwell, Josep Fortea, and Sébastien Auzière. 2015. “An Exploration of the Barriers to the Confident Diagnosis of Irritable Bowel Syndrome: A Survey among General Practitioners, Gastroenterologists and Experts in Five European Countries.” *United European Gastroenterology Journal* 3 (1): 39–52. <https://doi.org/10.1177/2050640614558344>.
- 21 Chey, W. Y., H. O. Jin, M. H. Lee, S. W. Sun, and K. Y. Lee. 2001. “Colonic Motility Abnormality in Patients with Irritable Bowel Syndrome Exhibiting Abdominal Pain and Diarrhea.” *The American Journal of Gastroenterology* 96 (5): 1499–1506. <https://doi.org/10.1111/j.1572-0241.2001.03804.x>.
- 22 Buéno, L., J. Fioramonti, and R. Garcia-Villar. 2000. “Pathobiology of Visceral Pain: Molecular Mechanisms and Therapeutic Implications. III. Visceral Afferent Pathways: A Source of New Therapeutic Targets for Abdominal Pain.” *American Journal of Physiology: Gastrointestinal and Liver Physiology* 278 (5): G670-676. <https://doi.org/10.1152/ajpgi.2000.278.5.G670>.
- 23 Mertz, H., V. Morgan, G. Tanner, D. Pickens, R. Price, Y. Shyr, and R. Kessler. 2000. “Regional Cerebral Activation in Irritable Bowel Syndrome and Control Subjects with Painful and Nonpainful Rectal Distention.” *Gastroenterology* 118 (5): 842–48. [https://doi.org/10.1016/s0016-5085\(00\)70170-3](https://doi.org/10.1016/s0016-5085(00)70170-3).

- 24 Silverman, D. H., J. A. Munakata, H. Ennes, M. A. Mandelkern, C. K. Hoh, and E. A. Mayer. 1997. "Regional Cerebral Activity in Normal and Pathological Perception of Visceral Pain." *Gastroenterology* 112 (1): 64–72. [https://doi.org/10.1016/s0016-5085\(97\)70220-8](https://doi.org/10.1016/s0016-5085(97)70220-8).
- 25 Chey, W. Y., H. O. Jin, M. H. Lee, S. W. Sun, and K. Y. Lee. 2001. "Colonic Motility Abnormality in Patients with Irritable Bowel Syndrome Exhibiting Abdominal Pain and Diarrhea." *The American Journal of Gastroenterology* 96 (5): 1499–1506. <https://doi.org/10.1111/j.1572-0241.2001.03804.x>.
- 26 Lacy, B. E., K. Weiser, L. Noddin, D. J. Robertson, M. D. Crowell, C. Parratt-Engstrom, and M. V. Grau. 2007. "Irritable Bowel Syndrome: Patients' Attitudes, Concerns and Level of Knowledge." *Alimentary Pharmacology & Therapeutics* 25 (11): 1329–41. <https://doi.org/10.1111/j.1365-2036.2007.03328.x>.
- 27 Böhn, Lena, Stine Störsrud, Hans Törnblom, Ulf Bengtsson, and Magnus Simrén. 2013. "Self-Reported Food-Related Gastrointestinal Symptoms in IBS Are Common and Associated with More Severe Symptoms and Reduced Quality of Life." *The American Journal of Gastroenterology* 108 (5): 634–41. <https://doi.org/10.1038/ajg.2013.105>
- 28 Nash-Stewart, Charlotte E., Lisa M. Kruesi, and Chris B. Del Mar. 2012. "Does Bradford's Law of Scattering Predict the Size of the Literature in Cochrane Reviews?" *Journal of the Medical Library Association: JMLA* 100 (2): 135–38. <https://doi.org/10.3163/1536-5050.100.2.013>.
- 29 Shuaib, Waqas, Javier N. Acevedo, Muhammad Shahzeb Khan, Luis J. Santiago, and Theodore J. Gaeta. 2015. "The Top 100 Cited Articles Published in Emergency Medicine Journals." *The American Journal of Emergency Medicine* 33 (8): 1066–71. <https://doi.org/10.1016/j.ajem.2015.04.047>.
- 30 Shuaib, Waqas, Muhammad S. Khan, Hassan Shahid, Emilio A. Valdes, and Richard Alweis. 2015. "Bibliometric Analysis of the Top 100 Cited Cardiovascular Articles." *The American Journal of Cardiology* 115 (7): 972–81. <https://doi.org/10.1016/j.amjcard.2015.01.029>.
- 31 Khan, Muhammad Shahzeb, Waqas Ullah, Irbaz Bin Riaz, Nizar Bhulani, Warren J. Manning, Srinidhi Tridandapani, and Faisal Khosa. 2016. "Top 100 Cited Articles in Cardiovascular Magnetic Resonance: A Bibliometric Analysis." *Journal of Cardiovascular Magnetic Resonance: Official Journal of the Society for Cardiovascular Magnetic Resonance* 18 (1): 87. <https://doi.org/10.1186/s12968-016-0303-9>.
- 32 .El-Salhy, Magdy, and Doris Gundersen. 2015. "Diet in Irritable Bowel Syndrome." *Nutrition Journal* 14 (April): 36. <https://doi.org/10.1186/s12937-015-0022-3>.
33. Distrutti, Eleonora, Fernando Azpiroz, Alfredo Soldevilla, and Juan–R. Malagelada. 1999. "Gastric Wall Tension Determines Perception of Gastric Distention." *Gastroenterology* 116 (5): 1035–42. [https://doi.org/10.1016/S0016-5085\(99\)70006-5](https://doi.org/10.1016/S0016-5085(99)70006-5).
- 34 Goyal, Omesh, Shaveta Batta, Sahil Nohria, Harsh Kishore, Perna Goyal, Rishabh Sehgal, and Ajit Sood. 2021. "Low Fermentable Oligosaccharide, Disaccharide, Monosaccharide, and Polyol Diet in Patients with Diarrhea-Predominant Irritable Bowel Syndrome: A Prospective, Randomized Trial." *Journal of Gastroenterology and Hepatology* 36 (8): 2107–15. <https://doi.org/10.1111/jgh.15410>.
- 35 Paduano, Danilo, Arianna Cingolani, Elisabetta Tanda, and Paolo Usai. 2019. "Effect of Three Diets (Low-FODMAP, Gluten-Free and Balanced) on Irritable Bowel Syndrome Symptoms and Health-Related Quality of Life." *Nutrients* 11 (7): 1566. <https://doi.org/10.3390/nu11071566>.

- 36 Halmos, Emma P, Claus T Christophersen, Anthony R Bird, Susan J Shepherd, Peter R Gibson, and Jane G Muir. 2015. "Diets That Differ in Their FODMAP Content Alter the Colonic Luminal Microenvironment." *Gut* 64 (1): 93–100. <https://doi.org/10.1136/gutjnl-2014-307264>.
- 37 Staudacher, Heidi M, and Kevin Whelan. 2017. "The Low FODMAP Diet: Recent Advances in Understanding Its Mechanisms and Efficacy in IBS." *Gut* 66 (8): 1517–27. <https://doi.org/10.1136/gutjnl-2017-313750>.
- 38 Satish Kumar, Lakshmi, Lakshmi Sree Pugalenth, Mahlika Ahmad, Sanjana Reddy, Zineb Barkhane, and Jalal Elmadi. 2022. "Probiotics in Irritable Bowel Syndrome: A Review of Their Therapeutic Role." *Cureus* 14 (4): e24240. <https://doi.org/10.7759/cureus.24240>.
- 39 Nobaek, S., M. L. Johansson, G. Molin, S. Ahrné, and B. Jeppsson. 2000. "Alteration of Intestinal Microflora Is Associated with Reduction in Abdominal Bloating and Pain in Patients with Irritable Bowel Syndrome." *The American Journal of Gastroenterology* 95 (5): 1231–38. <https://doi.org/10.1111/j.1572-0241.2000.02015.x>.
- 40 Dolin, B. J. 2009. "Effects of a Proprietary Bacillus Coagulans Preparation on Symptoms of Diarrhea-Predominant Irritable Bowel Syndrome." *Methods and Findings in Experimental and Clinical Pharmacology* 31 (10): 655–59. <https://doi.org/10.1358/mf.2009.31.10.1441078>.
- 41 Guglielmetti, S., D. Mora, M. Gschwender, and K. Popp. 2011. "Randomised Clinical Trial: Bifidobacterium Bifidum MIMBb75 Significantly Alleviates Irritable Bowel Syndrome and Improves Quality of Life--a Double-Blind, Placebo-Controlled Study." *Alimentary Pharmacology & Therapeutics* 33 (10): 1123–32. <https://doi.org/10.1111/j.1365-2036.2011.04633.x>.
- 42 Barone, Michele, Eugenio Gemello, Maria Teresa Viggiani, Fernanda Cristofori, Caterina Renna, Andrea Iannone, Alfredo Di Leo, and Ruggiero Francavilla. 2020. "Evaluation of Non-Celiac Gluten Sensitivity in Patients with Previous Diagnosis of Irritable Bowel Syndrome: A Randomized Double-Blind Placebo-Controlled Crossover Trial." *Nutrients* 12 (3): 705. <https://doi.org/10.3390/nu12030705>.
- 43 Saadati, S., Sadeghi, A., Mohaghegh-Shalmani, H. *et al.* Effects of a gluten challenge in patients with irritable bowel syndrome: a randomized single-blind controlled clinical trial. *Sci Rep* 12, 4960 (2022). <https://doi.org/10.1038/s41598-022-09055-6>
- 44 Jactel, Samuel N., Joseph M. Olson, Kathleen Y. Wolin, Jordan Brown, Mythili P. Pathipati, Valerie J. Jagiella, and Joshua R. Korzenik. 2023. "Efficacy of a Digital Personalized Elimination Diet for the Self-Management of Irritable Bowel Syndrome and Comorbid Irritable Bowel Syndrome and Inflammatory Bowel Disease." *Clinical and Translational Gastroenterology* 14 (1): e00545. <https://doi.org/10.14309/ctg.0000000000000545>.
- 45 Stossel, Thomas P. 1987. "Volume: Papers and Academic Promotion." *Annals of Internal Medicine* 106 (1): 146. <https://doi.org/10.7326/0003-4819-106-1-146>
- 46 Shahid, Izza, Vanita Motiani, Tariq Jamal Siddiqi, Muhammad Shariq Usman, Jai Kumar, Ather Hussain, Naser Yamani, Nisar Asmi, and Farouk Mookadam. 2020. "Characteristics of Highly Cited Articles in Heart Failure: A Bibliometric Analysis." *Future Cardiology* 16 (3): 189–97. <https://doi.org/10.2217/fca-2019-0016>.

- 47 Brück, Oscar. 2023. "A Bibliometric Analysis of the Gender Gap in the Authorship of Leading Medical Journals." *Communications Medicine* 3 (1): 179. <https://doi.org/10.1038/s43856-023-00417-3>.
- 48 Chander, Subhash, Sindhu Luhana, Fnu Sadarat, Lorenzo Leys, Om Parkash, and Roopa Kumari. 2023. "Gender and Racial Differences in First and Senior Authorship of High-Impact Critical Care Randomized Controlled Trial Studies from 2000 to 2022." *Annals of Intensive Care* 13 (1): 56. <https://doi.org/10.1186/s13613-023-01157-2>.
- 49 Khan, Muhammad Shahzeb, Muhammad Shariq Usman, Tariq Jamal Siddiqi, Muhammad Talha Ayub, Kaneez Fatima, Christine Acob, Hassan Muhammad, et al. 2019. "Women in Leadership Positions in Academic Cardiology: A Study of Program Directors and Division Chiefs." *Journal of Women's Health* 28 (2): 225–32. <https://doi.org/10.1089/jwh.2018.7135>.
- 50 Bakkalbasi, Nisa, Kathleen Bauer, Janis Glover, and Lei Wang. 2006. "Three Options for Citation Tracking: Google Scholar, Scopus and Web of Science." *Biomedical Digital Libraries* 3 (1): 7. <https://doi.org/10.1186/1742-5581-3-7>.
- 51 AlRyalat, Saif Aldeen S., Lna W. Malkawi, and Shaher M. Momani. 2019. "Comparing Bibliometric Analysis Using PubMed, Scopus, and Web of Science Databases." *Journal of Visualized Experiments*, no. 152 (October): 58494. <https://doi.org/10.3791/58494>.
- 52 Swanson, Edward W., Devin T. Miller, Srinivas M. Susarla, Joseph Lopez, Denver M. Lough, James W. May, and Richard J. Redett. 2016. "What Effect Does Self-Citation Have on Bibliometric Measures in Academic Plastic Surgery?" *Annals of Plastic Surgery* 77 (3): 350–53. <https://doi.org/10.1097/SAP.0000000000000585>.
- 53 Seglen, P. O. 1998. "Citation Rates and Journal Impact Factors Are Not Suitable for Evaluation of Research." *Acta Orthopaedica Scandinavica* 69 (3): 224–29. <https://doi.org/10.3109/17453679809000920>.