

1 **Household Vulnerability and Coping Amid the COVID-19 Pandemic in Bamako, Mali:**
2 **Assessing Sociodemographic Factors Associated with Household Hardships**

3

4 *Jonathan A. Muir*^{1†*}, *Uduma U. Onwuchekwa*^{2‡}, *Zachary J. Madewell*³, *Moussa O. Traore*², *Moussa*
5 *Kourouma*², *Fatima Keiri*¹, *Solveig A. Cunningham*^{1‡}, *Karen L Kotloff*^{4‡ ‡}, *Milagritos D. Tapia*^{4‡}, and
6 *Samba O Sow*²

7 †*Co-first authors*

8 ‡*Co-senior authors*

9 **Corresponding author*

10

11 **Affiliations**

12 1. Emory University, Atlanta, GA, United States

13 2. Le Centre pour le Développement des Vaccins du Mali (CVD-Mali), Bamako, Mali

14 3. Global Health Center, Centers for Disease Control and Prevention, Atlanta, GA, United States

15 4. Center for Vaccine Development, University of Maryland School of Medicine, Baltimore, MD

16

17 **Corresponding author**

18 Jonathan A. Muir, Emory University, Atlanta, GA, United States, jamuir@emory.edu

19

20 **Keywords**

21 Mali; Resilience; SARS-CoV-2; Vulnerability; West Africa

22

23

24

25

26 **Abstract**

27 **Background**

28 COVID-19 resulted in vast disruption to life in the 21st century as governments implemented
29 containment measures to quell disease spread. We assessed knowledge of local interventions and
30 household coping strategies used to attenuate the impact of household hardships. We further
31 examined associations between household and community characteristics with household hardships.

32
33 **Methods**

34 We conducted a cross-sectional household survey between August and September 2022 through a
35 retrospective questionnaire fielded in the Health and Demographic Surveillance System (HDSS)
36 operating in Bamako, Mali. Logistic regression was used to analyze associations between household
37 characteristics, government interventions, and household hardships during the pandemic.

38
39 **Results**

40 The most commonly reported hardships were increases in food prices and food insecurity; roughly
41 18% of households reported experiencing at least 1 hardship. Common coping strategies included
42 asking for help from family or friends (55.6%). Only 2.8% of households reported seeking
43 government assistance. Households headed by younger individuals, males, and unemployed
44 individuals were at greater risk of experiencing hardships. Government closure of businesses was
45 strongly associated with household hardships.

46
47 **Conclusions**

48 Households in the Bamako HDSS experienced a variety of hardships during the pandemic—
49 the most prevalent hardships were increases in local food prices and food insecurity. The association
50 between government closure of businesses and household hardships points to the need for balancing
51 public health measures with socioeconomic considerations. Households headed by individuals with
52 lower education and/or unemployed were at greater risk of experiencing a hardship. Future policies
53 and interventions should target aid to households reflecting these characteristics.

54
55
56
57

58 **Introduction**

59 Repercussions from the COVID-19 pandemic extended far beyond direct health
60 consequences.(1) Governmental measures like lockdowns and curfews, implemented to control the
61 spread of SARS-CoV-2 (the virus that causes COVID-19), triggered a cascade of social and
62 economic disruptions.(2, 3) These interventions, while helpful for curbing SARS-CoV-2
63 transmission, also led to economic strain, restricted access to food and healthcare, and pushed
64 vulnerable populations towards food insecurity and health risks.(4, 5, 6, 7, 8) Businesses, including
65 healthcare providers, were forced to close or limit services, potentially jeopardizing access to
66 essential care and resources (including sources of income) for vulnerable populations in the
67 community. Reduced access could have inadvertently amplified the virus's direct effects by
68 increasing vulnerabilities to undernutrition and other risk factors for severe illness. However, limited
69 population-based surveillance in resource-scarce settings has hampered our understanding of the
70 extent of resource restrictions and hardships experienced during the pandemic. This is particularly the
71 case for Mali, one of the poorest countries in the world with some of the highest levels of child
72 mortality and lowest life expectancy, where there remains a paucity of data on socioeconomic
73 impacts of the pandemic.

74 Vulnerability, broadly defined, is the cumulative effect of cultural, economic, institutional,
75 political, and social processes that amplify socioeconomic differences in the experience of and
76 recovery from hazards.(9, 10) In the context of disasters, it is often not the hazard itself that creates
77 the crisis; rather, the crisis is the impact on individual and community coping patterns and on the
78 inputs and outputs of social systems.(11, 12, 13, 14) Social vulnerability is the result of social
79 disparities that shape or influence the susceptibility of different groups to hazards, while also limiting
80 their capacity to respond.(9, 15) Factors often associated with vulnerability include demographic
81 characteristics such as age, ethnicity, race, and sex; socioeconomic status (e.g., income, wealth,
82 employment, education); household composition (e.g., presence of children or elderly); and built

83 environment (housing and transportation).(16) Social vulnerability also involves place disparities
84 stemming from community characteristics. For example, differential availability of scarce resources
85 between urban and rural areas may exacerbate vulnerabilities to hazards.(15, 17, 18, 19, 20) To
86 understand the broader consequences of the pandemic, it is important to consider economic, political,
87 and social markers of vulnerability at both the individual and community level.(21)

88 The arrival of COVID-19 in Mali, like in many other parts of the world, unleashed a wave of
89 disruptions exceeding the immediate health threat. On March 18th, 2020, prior to its first confirmed
90 COVID-19 case, Mali enacted preventative measures like flight suspensions, school closures, and
91 public gathering bans.(22, 23) Following the first cases on March 25th, a state of emergency was
92 declared with a curfew implemented.(24) By March 28th, with the first death recorded, Mali had
93 restrictions comparable to North America and Western Europe.(22, 23) Mali's pre-existing
94 vulnerabilities, including poverty, food insecurity, limited healthcare access, a fragile agricultural
95 sector, climate sensitivity, dependence on regional ports, and ongoing conflict in some regions, likely
96 exacerbated the pandemic's impact.(25, 26) These vulnerabilities were further exacerbated by
97 restrictions on movement and overwhelmed healthcare systems, leading to increased food insecurity
98 and jeopardizing the health of vulnerable groups like children, pregnant women, and mothers. Data
99 limitations hinder a comprehensive understanding of these hardships and their differential effects.
100 Investigating the long-term consequences of these interventions within the context of Mali's unique
101 challenges can inform future pandemic preparedness and response strategies tailored to such settings.

102 Furthermore, understanding the level of knowledge about COVID-19 prevention measures
103 among Malian households is important for assessing the effectiveness of public health messaging and
104 interventions. Previous studies in sub-Saharan Africa have demonstrated positive associations
105 between knowledge of COVID-19 symptoms, SARS-CoV-2 transmission, and prevention, and the
106 implementation of public health measures like hand hygiene, social distancing, and facemask use.(27,
107 28) Additionally, knowledge of these measures has been linked to higher vaccination coverage, one

108 of the most effective strategies for protecting individuals against COVID-19 hospitalization and
109 death.(29, 30, 31, 32) Understanding knowledge levels is useful for designing effective public health
110 messaging and interventions tailored to the population context and needs.

111 This study leverages data from an existing Health and Demographic Surveillance System
112 (HDSS) in Mali to analyze the prevalence of hardships experienced during the pandemic as well as
113 knowledge about COVID-19 prevention measures held by Malian households. We focus on key areas
114 such as economic insecurity, food insecurity, healthcare access, and education disruptions, along with
115 exploring household responses to these hardships and their association with knowledge levels.(25,
116 26)

117

118 **Methods**

119 *Study Design*

120 This cross-sectional study is part of a larger examination within the Child Health and
121 Mortality Prevention Surveillance (CHAMPS) network to assess implications and potential
122 consequences of pandemic-related measures, including lockdowns, social distancing, and related
123 policies aimed at stemming the transmission of SARS-CoV-2.(6, 7, 8, 33, 34) Specifically, the data
124 were gathered to increase understanding of how these measures may have contributed to broader
125 household socioeconomic challenges. This includes potential impacts on access to healthcare, food
126 availability, and livelihoods, among households, with particular focus on vulnerable groups such as
127 those with children and pregnant women residing in the Bamako HDSS.(35)

128

129 *Study Setting*

130 Mali is a large, predominantly arid country in West Africa, covering over 1,241,238 square
131 kilometers (~479,000 sq. mi) with a population of approximately 21.4 million. The population is
132 predominantly Muslim, with a young age structure (nearly 50% under 15 years), high adult illiteracy

133 (64.5%), high adolescent fertility, and limited access to healthcare.(36) Mali's development and
134 health indicators rank among the lowest in the world according to the United Nations index.

135 In 2002, the Centre pour le Développement des Vaccins du Mali (CVD-Mali) was established
136 as a partnership between the Mali Ministry of Health and the University of Maryland, Baltimore,
137 USA. CVD-Mali is a legal government entity working under the Ministry of Health. Since its
138 inception, CVD-Mali has been dedicated to describing the epidemiology of infectious diseases,
139 supporting the development of vaccines, and training a team of local researchers. In 2006, CVD-Mali
140 established an HDSS in two quartiers (neighborhoods) in Bamako. One neighborhood, Banconi, is
141 situated in Commune 1 and is in the eastern part of the city, north of the Niger River, and occupies an
142 area of 6.23 km². In 2022, the population was estimated at 153,490. The second neighborhood is
143 Djikoroni-para; it has a surface area of roughly 5 km². It is situated in Commune 4 and is in the
144 western part of Bamako. The estimated population was 82,422 in 2022. Both neighborhoods are
145 densely populated, and the population largely subsists on small business activity, government
146 employment, foreign remittances, and trade. The Bamako HDSS generally conducts biannual
147 demographic data collection rounds as part of its surveillance.

148

149 *Participants and Recruitment*

150 For this auxiliary study, participants were recruited between August and September 2022.
151 Study participants comprised a qualifying representative (the household head or an adult household
152 member with good knowledge about the household). All households within the Bamako HDSS were
153 eligible for selection into the study, which was implemented during regular HDSS round visits. We
154 used proportion to population stratified random sampling to identify a random sample of 454
155 households stratified across the two communities covered by the HDSS. Simple random sampling
156 was executed within the two catchment areas (strata) with the goal of obtaining samples from the two
157 strata that were proportionate to the population of households residing therein—as all households

158 actively participate in broader HDSS activities, we obtained a 100 percent response rate. Ultimately,
159 we collected data from 317 households residing in Banconi and 137 households residing in
160 Djikoroni, representing 69.8% and 30.1% of the sample respectively. The study adopted the
161 definition of households and household members used by the HDSS.

162

163 *Survey Instrument*

164 The survey instrument was designed following established methods,(37) which included
165 identifying key concepts, framing research questions, conducting literature reviews, and drawing
166 from preexisting questionnaires, such as the “High-Frequency Mobile Phone Surveys of Households
167 to Assess the Impacts of COVID-19” standardized survey instrument prepared by the World Bank for
168 assessing direct and indirect socioeconomic consequences of the COVID-19 pandemic.(38) A
169 standardized survey instrument was prepared in English for implementation across the CHAMPS
170 network, with adaptations for local contexts. The final questionnaire was organized into six sections:
171 respondent identification, SARS-CoV-2 knowledge and practices; histories of symptoms; contacts
172 with people that have COVID-19 symptoms; household economic impacts of COVID-19; and the
173 impacts on healthcare access for household members (see supplementary materials). The instrument
174 did not seek to ascertain COVID-19 cases. The survey prompted participants to reflect on household
175 experiences since March 2020.

176

177 *Data Collection and Quality Assurance*

178 Data collection was conducted electronically using tablets programmed with RedCAP,(39)
179 with both English and French translations of the instrument presented at the same time.
180 Communication with study participants was in their preferred language. If a fieldworker could not
181 communicate in the preferred language of the respondent, an interpreter was sought from within the
182 household, or the household was revisited at another time by a fieldworker who could communicate

183 in the preferred language. Data cleaning adhered to standard procedures for the HDSS;(40, 41) data
184 collectors and supervisors were trained on the study objectives, data confidentiality, and data
185 collection techniques. Data quality concerns such as data inconsistencies, implausible values, or
186 incomplete data were identified and flagged for reconciliation, which was completed by data
187 collectors through return visits to the household.

188

189 *Statistical Analysis*

190 **Measures**

191 The primary outcome variable of interest was a dichotomous indicator for whether a
192 household reported experiencing at least one type of hardship since the onset of the COVID-19
193 pandemic (i.e., during the 1 to 1 1/2 years since March 2020). Information on these household
194 hardships were gathered from the following survey question: “Has your household been affected by
195 any of these events since mid-March (2020)?” Responses included job loss, business closure,
196 increases in the price of the main food products consumed, increases in the price of agricultural or
197 commercial inputs, and having a household member detained (see Figure 1).

198 Additional descriptive analyses were performed to describe government responses to COVID-
199 19 and household coping strategies to experiencing any of the hardships listed above. These
200 variables were based on data collected through the following questions: “What steps has your
201 community/government taken to curb the spread of the coronavirus in your area?” and “How did
202 your household cope with these difficulties [hardships] encountered since mid-March (2020)?”
203 Corresponding answers related to government responses included advised citizens to stay home,
204 advised citizens to avoid gatherings, closure of non-essential businesses, closure of schools and
205 universities, curfew/lockdown, disinfection of public places, established isolation centers,
206 sensitization/public awareness, travel restrictions, and other. Responses related to household coping
207 strategies included borrowed from family or friends, delayed payments, generated additional income,

208 government help, help from family or friends, NGO help, reduced food consumption, reduced non-
209 food consumption, relied on savings, requested a pay advance, sold assets, sold harvest, took out a
210 loan, and other. For each question, data collectors were instructed to select all applicable response
211 categories; each response category was recoded into a unique variable coded as 0 = No (reference), 1
212 = Yes.

213 Right-hand side variables. Head of household variables were age (coded as 1 = <40
214 (reference), 2 = 40 to 49, 3 = 50 to 59, 4 = 60+, 5 = Don't Know); sex (coded as Female = 0
215 (reference) and Male = 1); education (coded as 1 = None (reference), 2 = Primary, 3 =
216 Secondary/Post-Secondary, 4 = Don't Know); occupation (coded as 1 = Unemployed (reference), 2 =
217 Professional, 3 = Sales, 4 = Manual Labor); ethnicity (coded as 1 = Bambara (reference), 2 =
218 Fula/Malinke/Senufo, 3 = Songhai/Songinke/Tuareg, 4 = Other); and marital status (0 = Not Married
219 (reference), 1 = Married; original marital status categories combined in the reference category
220 included divorced, single/never married, widowed, separated, and other). Household variables
221 included household size (coded as 1 = 1-4 (reference), 2 = 5-7, 3 = 8-9, 4 = 10+) and residence
222 (coded as 0 = Banconi (reference), 1 = Djicoroni). In preliminary analyses, we also assessed presence
223 of either children under the age of 5 as well as adults older than the age of 65+; however, these
224 variables were not statistically significant in any of the models that they were included in and the
225 models performed better with their exclusion. Government responses to COVID-19 were included as
226 dichotomous variables coded as (0 = No, 1 = Yes) depending on whether a household reported that a
227 given response intervention was implemented in their local neighborhood. Household responses were
228 collected using the following question: "What steps has your community/government taken to curb
229 the spread of the coronavirus in your area?" Interviewers were instructed to read aloud the following
230 list of possible interventions and to select all that applied: None; Advised citizens to stay at home;
231 Advised to avoid gatherings; Restricted travel within country/area; Restricted international travel;
232 Closure of schools and universities; Curfew/lockdown; Closure of non-essential businesses;

233 Sensitization/public awareness; Established isolation centers; Disinfection of public places; Other;
234 Don't know; and Refused to respond. From these responses, the following variables were generated:
235 stay home; avoid gatherings; travel restrictions (composite of domestic and international travel
236 restrictions); school closures; lockdowns; business closures; public awareness; isolation centers; and
237 disinfection.

238

239 **Analytic Strategy**

240 Data preparation and analysis was completed using R version 4.2.0.(42) Missing values were
241 less than one percent of the total observations and addressed through listwise deletion in analytic
242 models. Descriptive statistics were reported for head of household and household characteristics.
243 Cross-tabulations combined with χ^2 tests of right-hand sided variables with the dependent variable
244 were generated to describe potential relationships between these categorical variables. Unadjusted
245 logistic regression models were executed to further examine associations between characteristics of
246 the head of household, household, and government responses to COVID-19 with the dependent
247 variable household hardships. A final model adjusted association between the dependent variable and
248 right-hand sided variables by controlling for other variables included in the model. Right-hand sided
249 variables were retained in the final adjusted model if their inclusion had theoretical justification
250 based on extant literature; we assessed model fit with a comparison of Akaike Information Criterion
251 (AIC) and Bayesian Information Criterion (BIC) scores—the smallest scores were for the fully
252 adjusted model, indicating that this model had superior fit compared to simpler models. Results from
253 the final logistic regression model are reported as adjusted odds ratios (AOR) with 95% confidence
254 intervals (95% CI) and visualized with forest plots.(43, 44) We explored potential effect modification
255 of association based on location of household residence (Banconi vs. Djicoroni) through modeling
256 interaction effects; these explorations failed to yield statistically significant results and are not
257 reported.

258

259 **RESULTS**

260 The median and modal age category of household heads was 50-59 years; most households
261 (86.3%) were headed by a male household member and most household heads (87.6%) were married
262 (Table 1). Almost half of household heads had no education and another 28.2% had a primary level
263 education. The most common occupation categories were manual labor (34.7%) and sales (24.3%); a
264 little over 1 in 5 household heads were unemployed. Bambara was the most common ethnic group
265 (35.2%); Fula/Malinke/Senufo and Songhai/Songinke/Tuareg represented about 33.0% and 16.7% of
266 households respectively. Median household size was 8-9 household members. Roughly 70% of
267 households resided in Banconi with the remaining 30% residing in Djicoroni.

268 The most common hardship reported by households was increases in food prices and food
269 insecurity (Figure 1). However, a little less than 80% of households reported that they did not
270 experience any of the hardships measured during the observation period; roughly 18% reported
271 experiencing at least 1 hardship (Figure 2). The overall pattern of the number of hardships
272 experienced during the pandemic is presented in Figure 3. Among those households that reported
273 experiencing at least one hardship during the pandemic, the coping strategies most frequently
274 reported were to ask for help from family or friends (55.6%) and to borrow from family or friends
275 (47.2%). Only 2.8% of households reported seeking out government assistance and no households
276 reported seeking out assistance from an NGO (Figure 4). Most households reported utilizing only one
277 or two coping strategies; the maximum number of strategies implemented was four (Figure 5). With
278 regards to government responses to COVID-19, a majority of households reported local
279 implementation of advisories to avoid gatherings (89.9%), advisories to stay at home (85.2%), travel
280 restrictions (64.8%), closures of schools and universities (58.4%), and curfew/lockdowns (56.6%).
281 Less than 20% of households reported business closures (see Figure 6). A visualization of the number
282 of government responses is presented in Figure 7 (see Table 1.1 for additional details).

283 After adjusting for other characteristics (see Figure 8), households were more likely to report
284 experiencing at least one hardship during the pandemic if the household head was less than 40 years
285 old (AOR = 3.36, 95% CI [1.23, 9.32]) or between 40 to 49 years old (AOR = 3.06, 95% CI [1.30,
286 7.35]) compared to 60 years old or older, was male (AOR = 3.91, 95% CI [1.27, 12.50]) compared to
287 female, was an “Other” ethnic group compared to Bambara (AOR = 4.42, 95% CI [1.88, 10.64]) or if
288 their residence was located in Banconi as compared to a Djicoroni (AOR 6.17, 95% CI [2.13,
289 20.17]). Compared to households with 1 to 4 household members, larger households were more
290 likely to have reported experiencing at least one hardship, but these differences were not statistically
291 significant. Finally, after adjusting for other characteristics, households were more likely to have
292 reported experiencing at least one hardship if the government had closed businesses in the local area
293 (AOR = 18.62, 95% CI [8.62, 42.11]). Conversely, households were less likely to report experiencing
294 at least one hardship during the pandemic if the household head’s occupation was reported as
295 professional (AOR = 0.21, 95% CI [0.06, 0.72]), sales (AOR = 0.40, 95% CI [0.16, 0.97]), or manual
296 labor (AOR = 0.39, 95% CI [0.16, 0.97]). It is noteworthy that in an unadjusted analysis, households
297 were less likely to have reported experiencing at least one hardship if the head of household had
298 either a primary (OR = 0.41, 95% CI [0.23, 0.72]) or secondary/post-secondary (OR = 0.51, 95% CI
299 [0.27, 0.91]) level education compared to no education; however, after adjusting for other variables,
300 this association was no longer statistically significant. Households were also less likely to have
301 reported experiencing at least one hardship if the government had directed citizens in the local area to
302 stay home (AOR = 0.10, 95% CI [0.03, 0.31]) or had taken efforts to disinfect public areas (AOR =
303 0.23, 95% CI [0.10, 0.51]). As noted above, interaction terms included in statistical models to assess
304 potential effect modification of association based on location of household residence (Banconi vs.
305 Djicoroni) did not yield statistically significant results.

306

307 **DISCUSSION**

308 In this study, we examined the prevalence of households experiencing any of a variety of
309 hardships during the COVID-19 pandemic in Bamako, Mali. We further examined demographic,
310 economic, and social characteristics of individuals and households associated with these hardships.

311 A little less than 20% of households reported experiencing at least one hardship since the
312 onset of the pandemic, the most commonly reported hardship was an increase in local food prices.
313 This is somewhat lower than anticipated compared to similar studies conducted in other countries. (6,
314 7, 8) This may reflect the degree to which challenging circumstances are already omnipresent in
315 Mali; e.g., we found that among households residing in the two Bamako areas almost half of
316 household heads had no education and 1 in 5 reported their occupation as *unemployed*, findings that
317 are consistent with WHO findings that adult illiteracy is approximately 65 percent.(36) Individual-
318 level risk factors for experiencing these hardships included head of household characteristics such as
319 younger age, male, and unemployment. At the household level, location of residence was likewise a
320 risk factor. These associations are largely consistent with risk factors reported in studies from other
321 resource-limited countries.(45, 46, 47, 48) Future interventions that seek to mitigate negative
322 consequences associated with pandemic mitigation efforts should anticipate these characteristics as
323 important risk factors and target interventions to aid vulnerable groups.

324 The empirical findings from this study are specific to the community living within the study
325 site; a limitation common to studies using HDSS data.(49) In addition, the relatively low overall
326 prevalence of reported hardships limited the ability to comprehensively explore associations between
327 sociodemographic characteristics and specific hardships experienced by households. However, the
328 pattern of our findings are generally consistent with findings reported in other studies from sub-
329 Saharan African countries.(6, 7, 8) As an observational study, other potential limitations include
330 unmeasured variable bias (we did not gather information related to food insecurity beyond increases
331 in local food prices such as severity or duration of food insecurity which might underestimate the true
332 impact of hardships; we also did not collect data on potential psychological stress or mental health

333 impacts) or recall bias due to the extended length of time considered in the study (i.e., some
334 respondents may have forgotten hardships that occurred closer to the onset of the pandemic). In
335 preliminary analyses, we considered evaluating additive and Principal Component Analysis (PCA)
336 based indices of these household hardships; however, we concluded that the combination of these
337 variables resulted in a poor fit for an index after evaluating the additive index via Cronbach's Alpha
338 scores and the results of the PCA analysis. We cannot draw causal inferences given the cross-
339 sectional nature of the study. Results from other studies suggest some hardships associated with the
340 COVID-19 pandemic are ephemeral.(50) Looking forward, scholars could collect and analyze
341 longitudinal data to evaluate hardship events over time to assess the extent to which some hardships
342 may have lingering effects or effects that change over time and explore potential causal relationships.
343 Demographic surveillance systems present an efficient platform for follow-up data collection using
344 the same survey instrument attached to subsequent rounds of regular data collection. Households
345 reported relying almost exclusively on assistance from family and friends as coping mechanism
346 during the pandemic; in future research, scholars could formally explore the role and impact of
347 financial remittances as a specific form of assistance provided across social relationships.

348 Households in the Bamako HDSS reported experiencing a variety of hardships during the
349 COVID-19 pandemic, with the most prevalent hardships being the increase in local food prices, food
350 insecurity, and job loss. Government closure of businesses was strongly associated with households
351 at risk of experiencing a hardship during the observational period—this points to the need for
352 balancing public health measures with economic considerations during pandemics. Households
353 headed by individuals with lower education and/or unemployed were generally at greater risk of
354 experiencing a hardship. Future policies and practices aiming to mitigate the negative consequences
355 of COVID-19 and future disease outbreaks could anticipate households reflecting these
356 characteristics will disproportionately experiencing socioeconomic hardships.

357

358 **DECLARATIONS**

359 **Ethics approval and consent to participate**

360 This study was conducted according to the guidelines in the Declaration of Helsinki; all procedures
361 involving research study participants, including digital data collection using tablets that were
362 programmed with the corresponding survey instruments, were approved by the Institutional Ethics
363 Review Board for Health (CIBS) approval reference number No Ref:CIBS-CISM/15/2021. Written
364 informed consent was obtained for participants who were able to read and write. For participants who
365 were unable to read or write, the informed consent statement was read, and oral informed consent
366 from the participant was obtained, documented, and witnessed. These procedures for obtaining
367 written or oral informed consent were approved by the Institutional Ethics Review Board for Health
368 (CIBS), a review board affiliated with the National Bioethics Committee for Health (CNBS).

369

370 **Consent for publication**

371 All authors provide consent for publication.

372

373 **Availability of data and materials**

374 The COVID-19 lockdown dataset analyzed for this study can be found in the CHAMPS Population
375 Surveillance Dataverse [[link](#)].(51, 52) Similar data from studies conducted in Ethiopia, Kenya, and
376 Mozambique are described elsewhere and publicly available.(53, 54, 55, 56, 57)

377

378 **Competing Interests**

379 *The authors declare that the research was conducted in the absence of any commercial or financial*
380 *relationships that could be construed as a potential conflict of interest.*

381 Disclaimers: The findings and conclusions in this report are those of the authors and do not
382 necessarily represent the views of the US Centers for Disease Control and Prevention.

383

384 **Funding**

385 This work was supported by grant OPP1126780 from the Bill & Melinda Gates Foundation to Dr
386 Cynthia Whitney, principal investigator of CHAMPS project. K.K. and S.S. are contracted to conduct
387 the work in Mali. Under the grant conditions of the Foundation, a Creative Commons Attribution 4.0
388 Generic License has already been assigned to the Author Accepted Manuscript version that might
389 arise from this submission. Disclaimer: The findings and conclusions in this report are those of the
390 author(s) and do not necessarily represent the official position of the US Centers for Disease Control
391 and Prevention. CISM, which conducted this study in Mozambique under the CHAMPS project,
392 receives support from both the Government of Mozambique and the Spanish Agency for
393 International Development (AECID).

394

395 **Author contributions**

396 S.S., K.K., M.T., and U.U. established the DSS. J.M., U.U., Z.M., S.S., M.T., K.K., and S.C.
397 provided project administration. J.M., U.U., Z.M., A.N., C.S., and S.C. performed study
398 conceptualization and methodology development. J.M., U.U., and M.O.T. performed data curation.
399 J.M., U.U., Z.M., F.K., M.T., M.O.T., and M.K. carried out data cleaning and validation. J.M. wrote
400 the original draft. All authors reviewed and edited the manuscript. S.S., M.T., K.K., and S.C provided
401 supervision for the study.

402

403 **Acknowledgements**

404 We are indebted to the households living within the Bamako HDSS that participated in our study and
405 voluntarily contributed their time and energy in responding to our survey questionnaire in addition to
406 ongoing participation in the regular data collection activities of the HDSS. We are also indebted to
407 the HDSS team members who fielded the survey.

408 **References**

- 409 1. Bonaccorsi G, Pierri F, Cinelli M, Flori A, Galeazzi A, Porcelli F, et al. Economic and social
410 consequences of human mobility restrictions under COVID-19. *Proceedings of the National Academy of*
411 *Sciences*. 2020;117(27):15530-5.
- 412 2. Deb P, Furceri D, Ostry JD, Tawk N. The Economic Effects of COVID-19 Containment Measures.
413 *Open Economies Review*. 2022;33(1):1-32.
- 414 3. Giuntella O, Hyde K, Saccardo S, Sadoff S. Lifestyle and mental health disruptions during COVID-
415 19. *Proc Natl Acad Sci U S A*. 2021;118(9).
- 416 4. Nicola M, Alsafi Z, Sohrabi C, Kerwan A, Al-Jabir A, Iosifidis C, et al. The socio-economic
417 implications of the coronavirus pandemic (COVID-19): A review. *Int J Surg*. 2020;78:185-93.
- 418 5. Verschuur J, Koks EE, Hall JW. Global economic impacts of COVID-19 lockdown measures stand
419 out in high-frequency shipping data. *PLoS One*. 2021;16(4):e0248818.
- 420 6. Muir JA, Dheresa M, Madewell ZJ, Getachew T, Daraje G, Mengesha G, et al. Household
421 hardships and responses to COVID-19 pandemic-related shocks in Eastern Ethiopia. *BMC Public Health*.
422 2023;23(1):2086.
- 423 7. Nhacolo AQ, Muir JA, Madewell ZJ, Keiri F, Sacoor CN, Jamisse EL, et al. Assessing
424 Sociodemographic Factors Associated with Household Hardships during the COVID-19 Pandemic in
425 Manhica, Mozambique using Data Collected between April 2021 and February 2022. *medRxiv*.
426 2023:2023.12.21.23300355.
- 427 8. Muir JA, Dheresa M, Madewell ZJ, Getachew T, Daraje G, Mengesha G, et al. Prevalence of food
428 insecurity amid COVID-19 lockdowns and sociodemographic indicators of household vulnerability in
429 Harar and Kersa, Ethiopia. *BMC Nutrition*. 2024;10(1):7.
- 430 9. Cutter SL, Boruff BJ, Shirley WL. *Social vulnerability to environmental hazards. Hazards*
431 *vulnerability and environmental justice*. New York: Routledge; 2012. p. 143-60.
- 432 10. Spielman SE, Tuccillo J, Folch DC, Schweikert A, Davies R, Wood N, et al. Evaluating Social
433 Vulnerability Indicators: Criteria and Their Application to the Social Vulnerability Index. *Natural Hazards*.
434 2020;100(1):417-36.
- 435 11. Muir JA. *Societal Shocks as Social Determinants of Health*. Columbus: The Ohio State University;
436 2021.
- 437 12. Muir JA, Cope MR, Angeningsih LR, Jackson JE. To Move Home or Move On? Investigating the
438 Impact of Recovery Aid on Migration Status as a Potential Tool for Disaster Risk Reduction in the
439 Aftermath of Volcanic Eruptions in Merapi, Indonesia. *International Journal of Disaster Risk Reduction*.
440 2020;46:101478.
- 441 13. Muir JA, Cope MR, Angeningsih LR, Jackson JE, Brown RB. Migration and Mental Health in the
442 Aftermath of Disaster: Evidence From MT. Merapi, Indonesia. *International journal of environmental*
443 *research and public health*. 2019;16(15):2726.
- 444 14. Perry RW. What is a Disaster? *Handbook of Disaster Research*. New York: Springer; 2007. p. 1-15.
- 445 15. Cutter SL, Barnes L, Berry M, Burton C, Evans E, Tate E, et al. A place-based model for
446 understanding community resilience to natural disasters. *Global environmental change*. 2008;18(4):598-
447 606.
- 448 16. Flanagan BE, Gregory EW, Hallisey EJ, Heitgerd JL, Lewis B. A Social Vulnerability Index for
449 Disaster Management. *Journal of Homeland Security and Emergency Management*. 2011;8(1):1-22.
- 450 17. Muir JA. Another mHealth? Examining Motorcycles as a Distance Demolishing Determinant of
451 Health Care Access in South and Southeast Asia. *Journal of Transport & Health*. 2018;11:153-66.
- 452 18. Muir JA. Indicators of Fertility Change in a Developing Nation: Examining the Impact of
453 Motorcycles as a Distance Demolishing Technology on Fertility Change in Rural Indonesia. Provo:
454 Brigham Young University; 2012.

- 455 19. Sanders SR, Muir JA, Brown RB. Overcoming Geographic Penalties of Inequality: The Effects of
456 Distance-Demolishing Technologies on Household Well-Being in Vietnam. *Asian Journal of Social Science*.
457 2018;46(3):260-80.
- 458 20. Muir JA, Sanders SR, Hendricks HZ, Cope MR. Rural Residence, Motorcycle Access, and
459 Contraception Use in South and Southeast Asia. *Rural Sociology*. 2024;89(1):40-62.
- 460 21. Goshu D, Ferede T, Diriba G, Ketema M. Economic and Welfare Effects of COVID-19 and
461 Responses in Ethiopia: Initial Insights. Ethiopia: Ethiopian Economic Policy Research Institute; 2020.
462 Contract No.: ISBN 978-99944-54-74-7
- 463 22. Bonnet E, Bodson O, Le Marcis F, Faye A, Sambieni NE, Fournet F, et al. The COVID-19 pandemic
464 in francophone West Africa: from the first cases to responses in seven countries. *BMC Public Health*.
465 2021;21(1):1490.
- 466 23. Adjognon GS, Bloem JR, Sanoh A. The coronavirus pandemic and food security: Evidence from
467 Mali. *Food Policy*. 2021;101:102050.
- 468 24. Bo X. Mali reports first 2 confirmed cases of COVID-19 2020 [cited 2024 February 6]. Available
469 from: http://www.xinhuanet.com/english/2020-03/25/c_138916218.htm.
- 470 25. The World Bank. Mali 2024 [cited 2024 February 5]. Available from:
471 [https://www.worldbank.org/en/programs/sahel-adaptive-social-protection-program-trust-fund/country-](https://www.worldbank.org/en/programs/sahel-adaptive-social-protection-program-trust-fund/country-work/mali)
472 [work/mali](https://www.worldbank.org/en/programs/sahel-adaptive-social-protection-program-trust-fund/country-work/mali).
- 473 26. United Nations Development Programme. Mali: Human Development Index 2024 [cited 2024
474 February 5]. Available from: <https://hdr.undp.org/data-center/specific-country-data#/countries/MLI>.
- 475 27. Kawuki J, Chan PS, Fang Y, Chen S, Mo PKH, Wang Z. Knowledge and Practice of Personal
476 Protective Measures Against COVID-19 in Africa: Systematic Review. *JMIR Public Health Surveill*.
477 2023;9:e44051.
- 478 28. Matovu JK, Mulyowa A, Akorimo R, Kirumira D. Knowledge, risk-perception, and uptake of
479 COVID-19 prevention measures in sub-Saharan Africa: a scoping review. *Afr Health Sci*. 2022;22(3):542-
480 60.
- 481 29. Mudenda S, Mukosha M, Godman B, Fadare JO, Ogunleye OO, Meyer JC, et al. Knowledge,
482 Attitudes, and Acceptance of COVID-19 Vaccines among Secondary School Pupils in Zambia: Implications
483 for Future Educational and Sensitisation Programmes. *Vaccines*. 2022;10(12):2141.
- 484 30. Naidoo D, Meyer-Weitz A, Govender K. Factors Influencing the Intention and Uptake of COVID-19
485 Vaccines on the African Continent: A Scoping Review. *Vaccines (Basel)*. 2023;11(4).
- 486 31. Song S, Madewell ZJ, Liu M, Longini IM, Yang Y. Effectiveness of SARS-CoV-2 vaccines against
487 Omicron infection and severe events: a systematic review and meta-analysis of test-negative design
488 studies. *Front Public Health*. 2023;11:1195908.
- 489 32. Shapiro J, Dean NE, Madewell ZJ, Yang Y, Halloran ME, Longini I. Efficacy estimates for various
490 COVID-19 vaccines: what we know from the literature and reports. *Medrxiv*. 2021:2021.05. 20.21257461.
- 491 33. Dheresa M, Madewell ZJ, Muir JA, Getachew T, Daraje G, Mengesha G, et al. Factors Influencing
492 Knowledge of COVID-19 Prevention in Eastern Ethiopia. *SAGE Open*. 2024;14(3):21582440241273871.
- 493 34. Nhacolo A, Madewell ZJ, Muir JA, Sacoor C, Xerinda E, Matsena T, et al. Knowledge of COVID-19
494 symptoms, transmission, and prevention: Evidence from health and demographic surveillance in
495 Southern Mozambique. *PLOS Global Public Health*. 2023;3(11):e0002532.
- 496 35. Cunningham SA, Shaikh NI, Nhacolo A, Raghunathan PL, Kotloff K, Naser AM, et al. Health and
497 Demographic Surveillance Systems within the Child Health and Mortality Prevention Surveillance
498 Network. *Clinical Infectious Diseases*. 2019;69(Supplement_4):S274-S9.
- 499 36. Organization WH. The global action plan for healthy lives and well-being for all: strengthening
500 collaboration among multilateral organizations to accelerate country progress on the health-related
501 sustainable development goals [brochure]. World Health Organization; 2019.

- 502 37. Ruel E, Wagner III WE, Gillespie BJ. The practice of survey research: Theory and applications.
503 New York: Sage Publications; 2015.
- 504 38. World Bank Group. High Frequency Mobile Phone Surveys of Households to Assess the Impacts
505 of COVID-19 (Vol. 4) : Questionnaire Template (English) Washington, D.C.2020 [cited 2024 February 6].
506 Available from: [http://documents.worldbank.org/curated/en/567571588697439581/Questionnaire-
507 Template](http://documents.worldbank.org/curated/en/567571588697439581/Questionnaire-Template).
- 508 39. Harris PA, Taylor R, Minor BL, Elliott V, Fernandez M, O'Neal L, et al. The RedCAP Consortium:
509 Building an International Community of Software Platform Partners. *Journal of Biomedical Informatics*.
510 2019;95:103208.
- 511 40. Cunningham S, Muir J, Nichols A, Edlund J. Data Cleaning. *The Cambridge Handbook of Research
512 Methods and Statistics for the Social and Behavioral Sciences*. 2023;1:443-67.
- 513 41. Van den Broeck J, Argeseanu Cunningham S, Eeckels R, Herbst K. Data cleaning: detecting,
514 diagnosing, and editing data abnormalities. *PLoS medicine*. 2005;2(10):e267.
- 515 42. R Core Team. R: A Language and Environment for Statistical Computing. Vienna, Austria: R
516 Foundation for Statistical Computing; 2022.
- 517 43. Yeh J, D'Amico F. Forest plots: data summaries at a glance. *Journal of Family Practice*.
518 2004;53(12):1007-8.
- 519 44. Lewis SC, Keerie C, Assi V. Forest Plot. *Wiley StatsRef: Statistics Reference Online*2014. p. 1-6.
- 520 45. Onyango EO, Crush J, Owuor S. Preparing for COVID-19: Household Food Insecurity and
521 Vulnerability to Shocks in Nairobi, Kenya. *PLoS ONE*. 2021;16(11):e0259139.
- 522 46. Fikire AH, Zegeye MB. Determinants of Rural Household Food Security Status in North Shewa
523 Zone, Amhara Region, Ethiopia. *The Scientific World Journal*. 2022;2022:1-8.
- 524 47. Manfrinato CV, Marino A, Condé VF, Maria do Carmo PF, Stedefeldt E, Tomita LY. High prevalence
525 of food insecurity, the adverse impact of COVID-19 in Brazilian favela. *Public health nutrition*.
526 2021;24(6):1210-5.
- 527 48. Banna M, Al H, Sayeed A, Kundu S, Kagstrom A, Sultana M, et al. Factors associated with
528 household food insecurity and dietary diversity among day laborers amid the COVID-19 pandemic in
529 Bangladesh. *BMC nutrition*. 2022;8(1):1-11.
- 530 49. Clark S, Wakefield J, McCormick T, Ross M. Hyak Mortality Monitoring System: Innovative
531 Sampling and Estimation Methods—Proof of Concept by Simulation. *Global Health, Epidemiology and
532 Genomics*. 2018;3:1-14.
- 533 50. Hirvonen K, de Brauw A, Abate GT. Food Consumption and Food Security During the COVID-19
534 Pandemic in Addis Ababa. *American Journal of Agricultural Economics*. 2021;103(3):772-89.
- 535 51. Omwuchekwa U, Traore M, Muir J, Madewell Z, Keiri F, Cunningham S, et al. COVID-19 Impact
536 Data for the CHAMPS HDSS Network: Data from Bamako, Mali. V1 ed: UNC Dataverse; 2023.
- 537 52. Muir JA, Onwuchekwa UU, Madewell ZJ, Traore MO, Kourouma M, Keiri F, et al. Coronavirus
538 Awareness, Prevention, and Household Hardship Survey Data for the CHAMPS HDSS Network: Data
539 Collected between August and September of 2022 from the Bamako HDSS, Mali. *Data in Brief*.
540 2024:110651.
- 541 53. Dheresa M, Muir JA, Madewell ZJ, Getachew T, Daraje G, Mengesha G, et al. COVID-19 Impact
542 Data for the CHAMPS HDSS Network: Data from Harar and Kersa, Ethiopia. V1 ed: UNC Dataverse; 2023.
- 543 54. Muir JA, Dheresa M, Madewell ZJ, Getachew T, Daraje G, Mengesha G, et al. COVID-19 impact
544 data for the CHAMPS HDSS network: Data from Harar and Kersa, Ethiopia. *Data in Brief*. 2023;50:109508.
- 545 55. Nhacolo A, Sacoor C, Xerinda E, Matsena T, Muir JA, Madewell ZJ, et al. COVID-19 Impact Data
546 for the CHAMPS HDSS Network: Data from Manhica, Mozambique. V1 ed: UNC Dataverse; 2023.
- 547 56. Muir JA, Matsena T, Madewell ZJ, Keiri F, Sacoor CN, Jamisse EL, et al. Coronavirus Awareness
548 and Household Hardship Survey Data for the CHAMPS HDSS Network: Data Collected between April 2021
549 and February 2022 in the Manhica HDSS, Mozambique. *Data in Brief*. 2024:110654.

550 57. Obor D, Muir JA, Munga S, Barr BT, Khaggayi C, Awiti L, et al. COVID-19 Impact Data for the
551 CHAMPS HDSS Network: Data from Karemo and Manyatta, Kenya. V1 ed: UNC Dataverse; 2023.
552

FIGURES

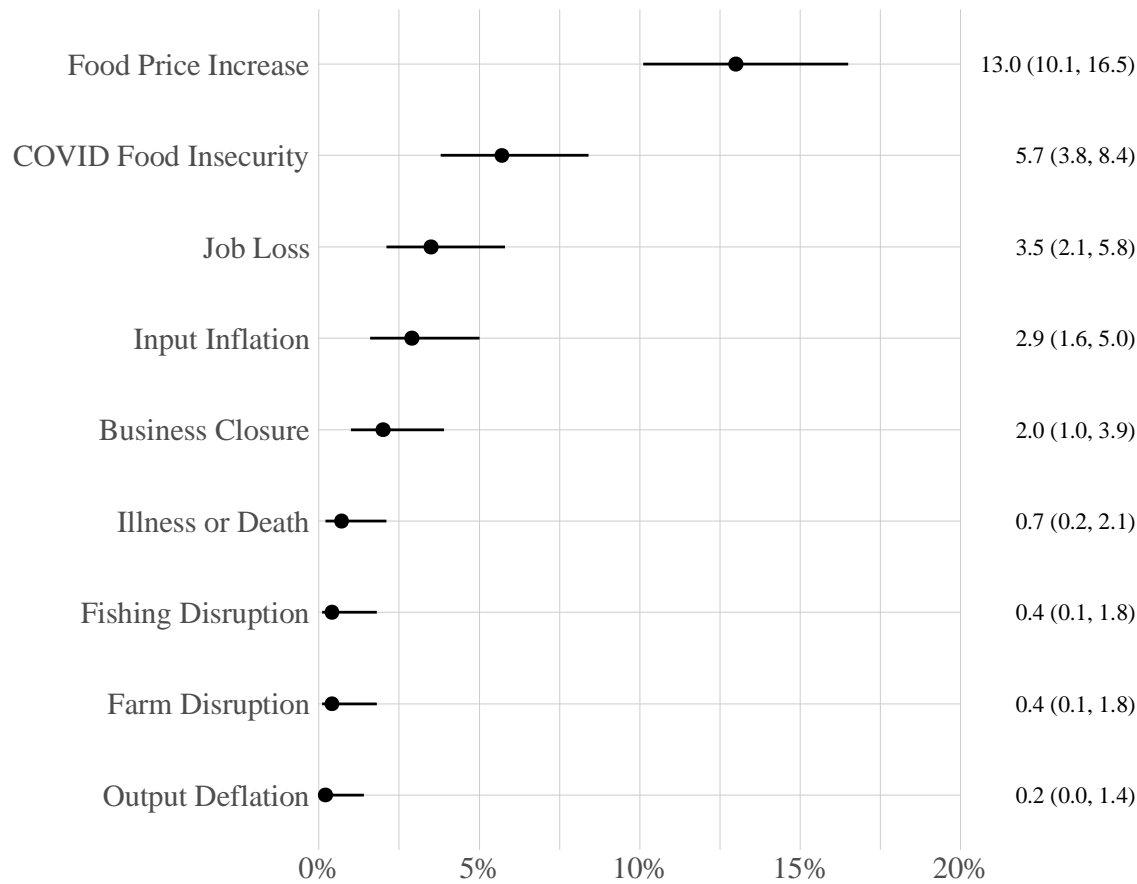


Figure 1. Percentage of Households that Reported a Given Hardship (n = 454).

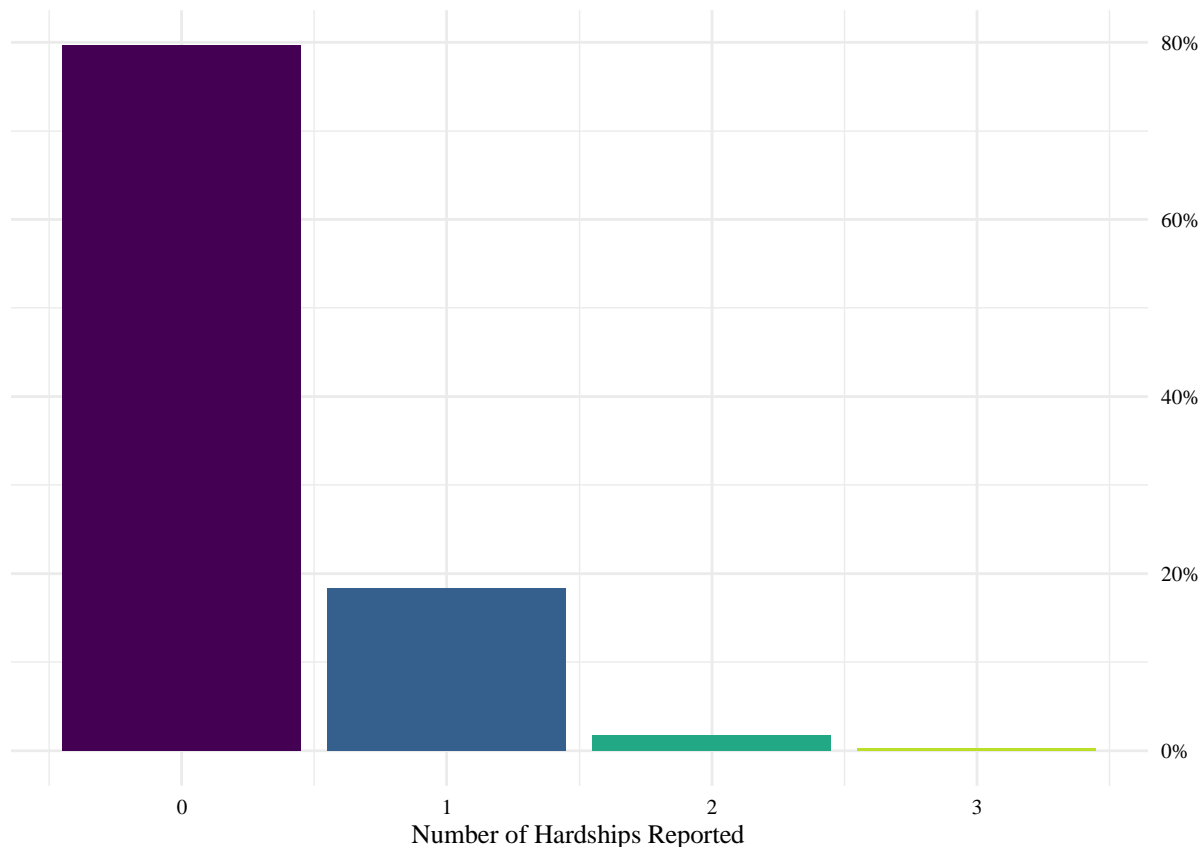


Figure 2. Percentage of Households that Reported a Given Number of Hardships (n = 454). Counts reflect a summation of all hardships reported by a given household; i.e., food price increase, food insecurity, job loss, input inflation, business closure, illness or death, fishing disruption, farming disruption, and output deflation.

Number of Hardships Reported

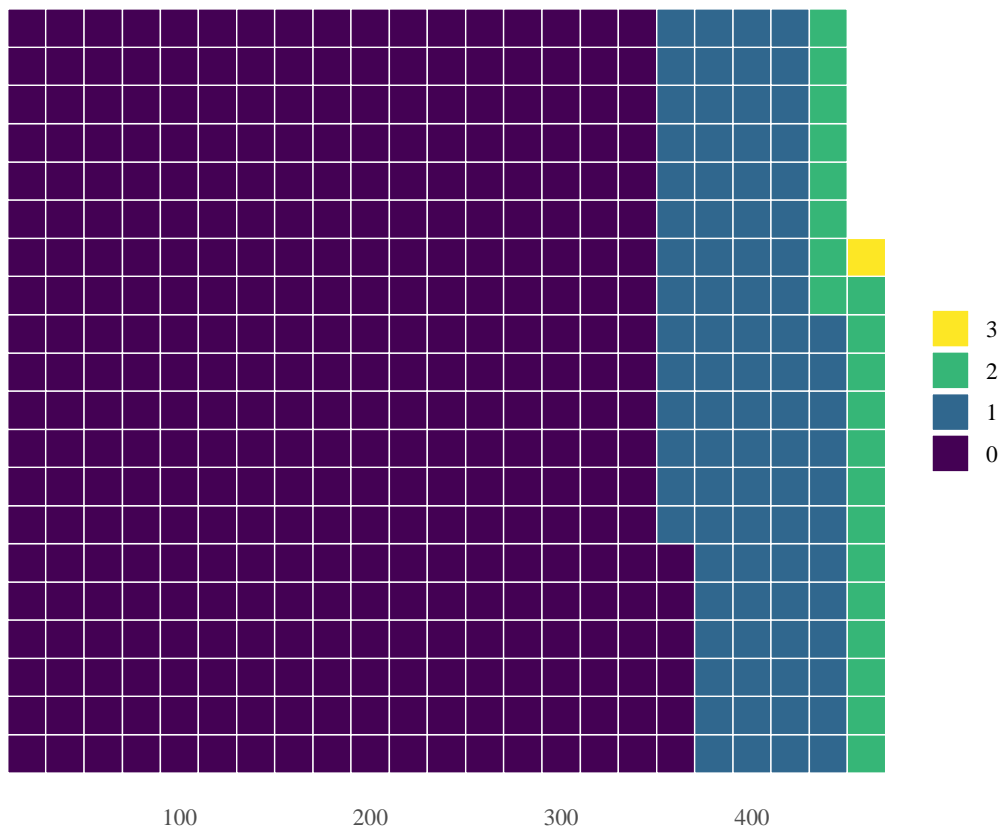


Figure 3. Pattern of Multiple Hardships Reported by Households (n = 454). Counts reflect a summation of all hardships reported by a given household; i.e., food price increase, food insecurity, job loss, input inflation, business closure, illness or death, fishing disruption, farming disruption, and output deflation.

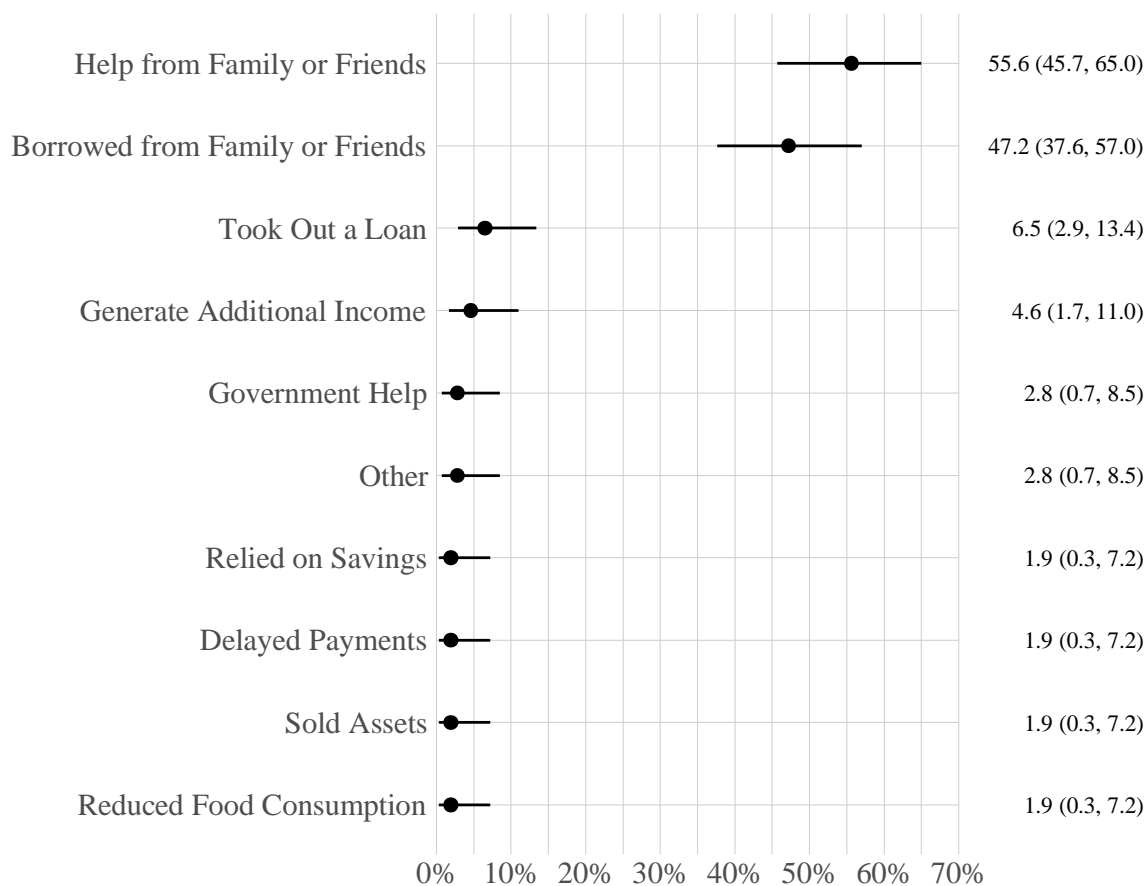


Figure 4. Percentage of Households that Reported a Given Response to Experiencing Household Hardships (n = 454).

Number of Household Responses Reported

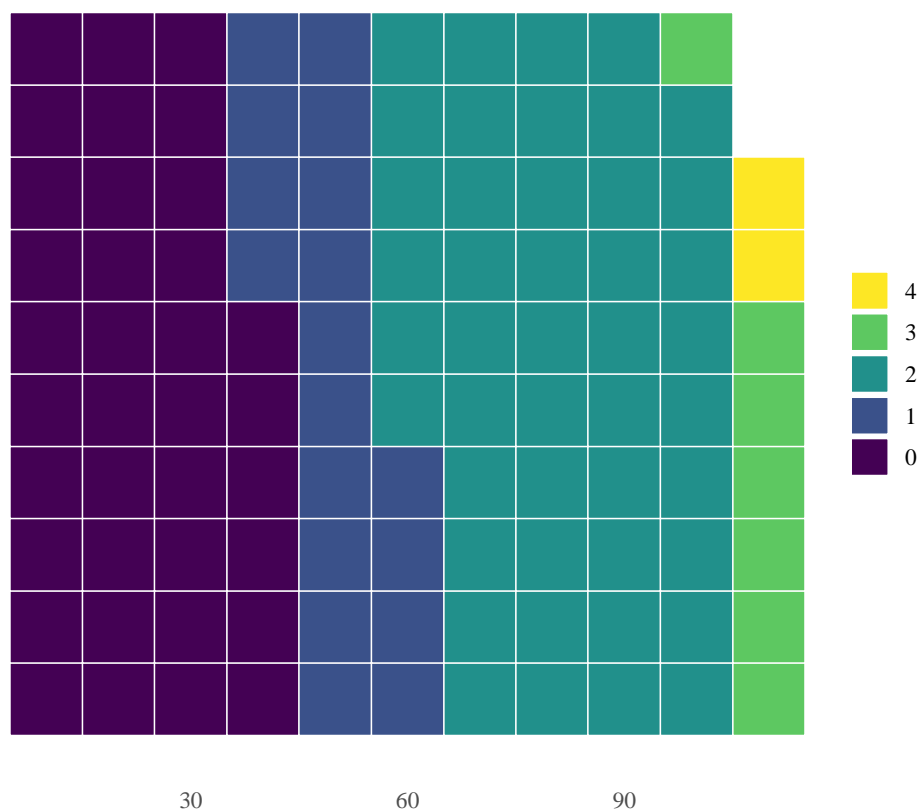


Figure 5. Pattern of Household Responses to Hardships (n = 454). Counts reflect a summation of all responses reported by a given household; i.e., seeking help from family or friends, borrowing from family or friends, taking out a loan, generating additional income, seeking government help, relying on savings, delaying payments, selling assets, reducing food consumption, and other.

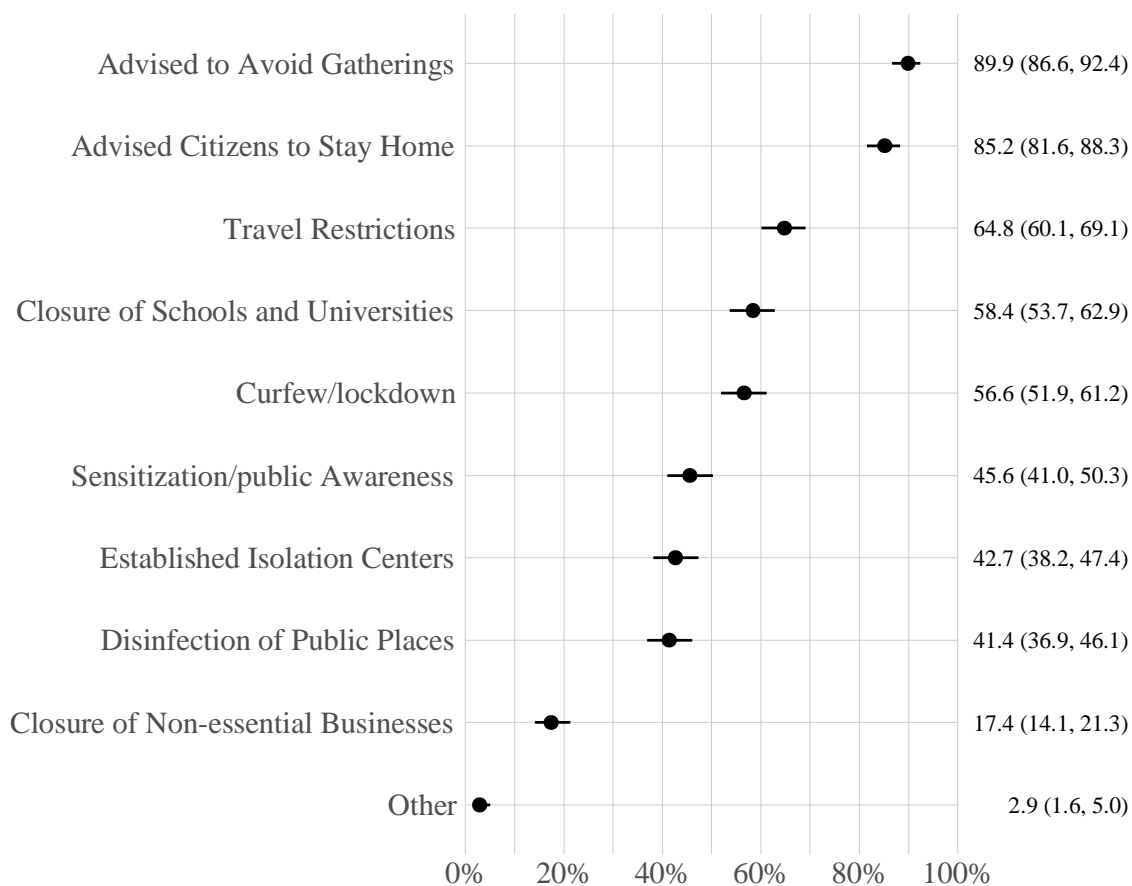


Figure 6. Percentage of Households that Reported a Given Government Response to COVID-19 (n = 454).

Number of Government Responses Reported

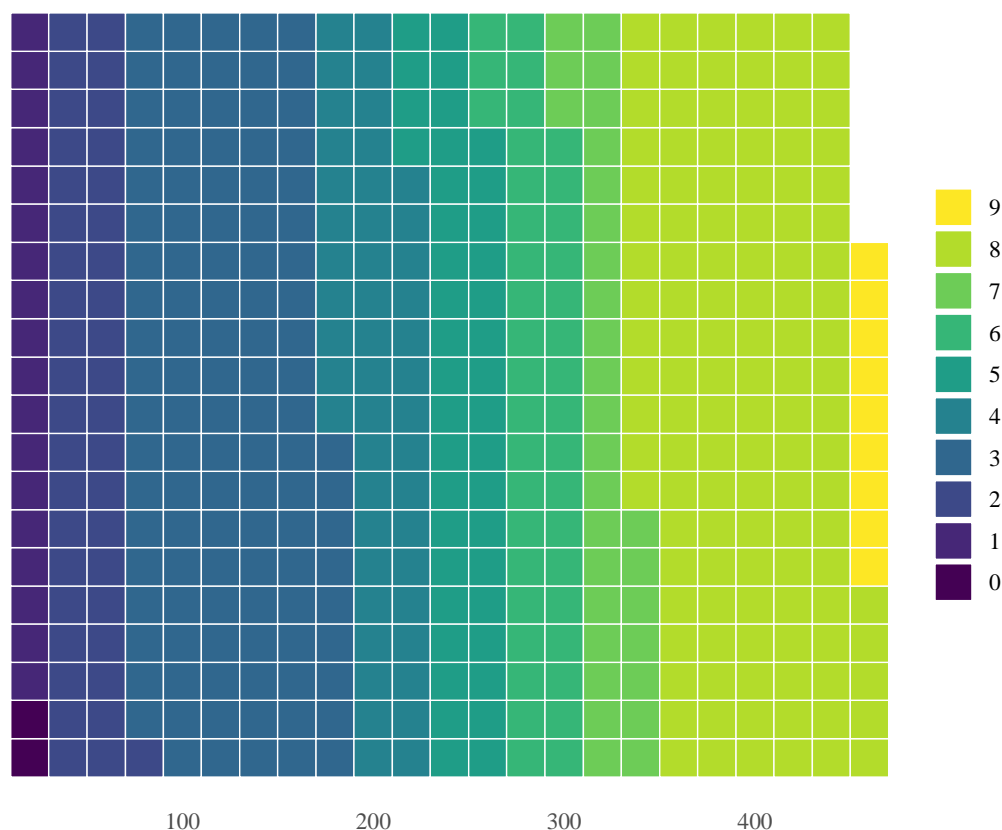


Figure 7. Pattern of Government Response to COVID-19 (n = 454). Counts reflect a summation of all government responses reported by a given household; i.e., advising to avoid gatherings, advising citizens to stay home, travel restrictions, closure of schools, establishing curfews or lockdowns, increasing public awareness, establishing isolation centers, disinfection of public places, closure of non-essential businesses, and other responses.

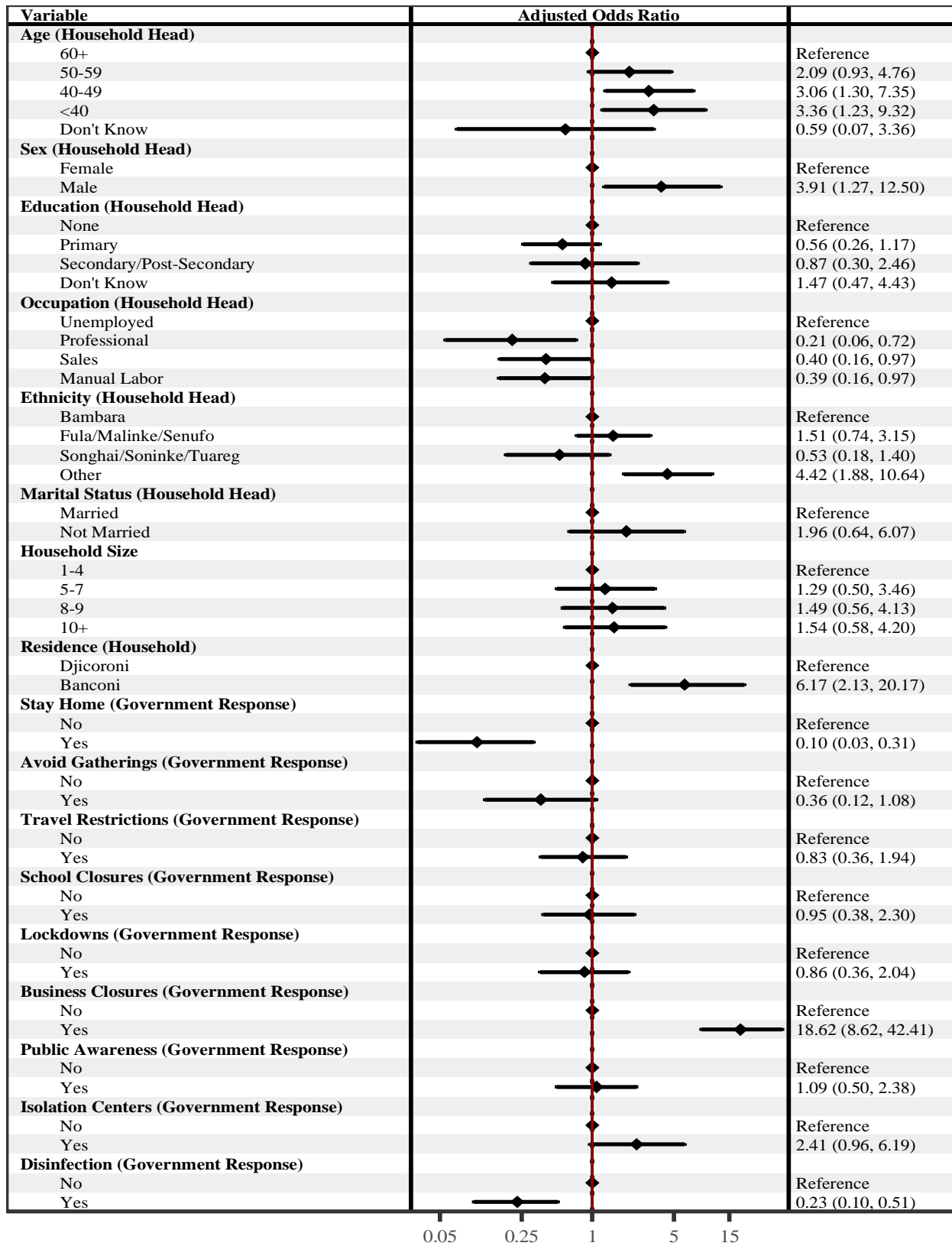


Figure 8. Adjusted Associations between Individual and Household Characteristics with Hardships Reported by Households Living in Bamako, Mali (n=454). Presented as Adjusted

Odds Ratios with 95% confidence intervals. Values were missing for less than one percent of all observations.

1 TABLES

2 **Table 1: Descriptive Statistics for Head of Household and Household Characteristics**

3 **(n=454)**

		Household Hardship				χ^2	p-value	
		No		Yes				Total
		%	<i>f</i>	%	<i>f</i>			
Head of Household Characteristics								
Age	<40	66%	39	34%	20	59	12.8	0.012
	40-49	68%	63	32%	30			
	50-59	79%	110	21%	29			
	60+	80%	109	20%	27			
	Don't Know	93%	25	7%	2			
Sex	Female	76%	47	24%	15	62	0.0	0.944
	Male	76%	298	24%	93			
Education	None	69%	141	31%	63	204	11.9	0.007
	Primary	84%	108	16%	20			
	Secondary/Post-Secondary	82%	75	18%	17			
	Don't Know	73%	22	27%	8			
Occupation	Unemployed	74%	74	26%	26	100	4.1	0.253
	Professional	83%	71	17%	15			
	Sales	71%	78	29%	32			
	Manual Labor	78%	122	22%	35			
Ethnicity	Bambara	77%	123	23%	37	160	9.0	0.030
	Fula/Malinke/Senufo	73%	109	27%	41			
	Songhai/Songinke/Tuareg	88%	67	12%	9			
	Other	69%	47	31%	21			
Marital Status	Married	76%	301	24%	93	394	0.0	0.950
	Not Married	77%	43	23%	13			
Household Level Characteristics								
Household Size	1-4	79%	67	21%	18	85	2.1	0.553
	5-7	79%	103	21%	27			
	8-9	75%	83	25%	28			
	10+	72%	92	28%	35			
Residence	Djicoroni	84%	115	16%	22	137	6.5	0.011
	Banconi	73%	231	27%	86			

4 Notes: Data source: CHAMPS Mali Lockdown Module data. Less than five percent of data were missing.

5 **Table 1.1: Descriptive Statistics for Government Responses to COVID-19 (n = 454)**

		Household Hardship				Total	χ^2	p-value
		No		Yes				
		%	<i>f</i>	%	<i>f</i>			
Government Responses to COVID-19								
Stay Home	No	67%	45	33%	22	67	3.5	0.060
	Yes	78%	301	22%	86	387		
Avoid Gatherings	No	61%	28	39%	18	46	6.6	0.010
	Yes	78%	318	22%	90	408		
Travel Restrictions	No	78%	124	23%	36	160	0.2	0.634
	Yes	76%	222	24%	72	294		
School Closures	No	79%	149	21%	40	189	1.2	0.267
	Yes	74%	197	26%	68	265		
Lockdowns	No	79%	155	21%	42	197	1.2	0.279
	Yes	74%	191	26%	66	257		
Business Closures	No	85%	318	15%	57	375	87.7	<0.001
	Yes	35%	28	65%	51	79		
Public Awareness	No	74%	184	26%	63	247	0.9	0.348
	Yes	78%	162	22%	45	207		
Isolation Centers	No	78%	204	22%	56	260	1.7	0.192
	Yes	73%	142	27%	52	194		
Disinfection	No	70%	185	30%	81	266	15.7	<0.001
	Yes	86%	161	14%	27	188		

6 Notes: Data source: CHAMPS Mali Lockdown Module data. Less than five percent of data were missing.