

1 Alternative dosing regimens of GLP-1 receptor
2 agonists may reduce costs and maintain weight
3 loss efficacy

4 Anil Cengiz* Calvin C. Wu, M.D.[†] Sean D. Lawley, Ph.D.[‡]

5 November 27, 2024

6 **Short title:** Alternative dosing of GLP-1 receptor agonists

7 **Abstract word count:** 232

8 **Main text word count:** 3310

9 **Figure count:** 4

10 **Table count:** 1

11 **Reference count:** 29

*Department of Mathematics, University of Utah, Salt Lake City, UT 84112 USA.

[†]Tono Health, 90 Furman St. N801, Brooklyn, NY 11201, United States

[‡]Department of Mathematics, University of Utah, Salt Lake City, UT 84112 USA
(lawley@math.utah.edu).

Abstract

Aims: To discover alternative dosing regimens of incretin mimetics that simultaneously reduce costs and maintain weight loss efficacy. As a secondary objective, we used our results to explore how allocating a limited incretin mimetics budget could affect public health on a national scale.

Materials and Methods: We used mathematical modeling and simulation of semaglutide and tirzepatide. For semaglutide, we used a recent pharmacokinetic (PK) and pharmacodynamic (PD) model. For tirzepatide, we used a recent PK model and modeled PD by reparameterizing the semaglutide PD model to fit tirzepatide clinical data.

Results: Reducing dose frequency does not commensurately reduce weight loss. For example, merely switching from one dose per week (q1wk) to one dose every two weeks (q2wk) maintains roughly 75% of the weight loss. Furthermore, if the decrease in dose frequency involves an appropriate increase in dose size, then approximately 100% of the weight loss is maintained. In addition, we compared offering incretin mimetics to (1) a fraction of obese US adults with q1wk dosing versus (2) twice as many obese US adults with q2wk dosing. Though scenarios (1) and (2) require the same budget, our analysis suggests that (2) reduces national obesity and mortality to a much greater degree.

Conclusion: Our study highlights the potential utility of alternative dosing regimens of incretin mimetics. Compared to standard once-weekly dosing, costs can be halved and weight loss maintained. These cost-saving results have implications for patients, physicians, insurers, and governments.

37	Contents	
38	1 Introduction	4
39	2 Methods	5
40	3 Results	6
41	3.1 Reparameterized semaglutide model fits tirzepatide weight loss	
42	data	6
43	3.2 Less frequent dosing of semaglutide	7
44	3.3 Alternative dosing of tirzepatide	9
45	3.4 Exploring national implications	12
46	4 Discussion	15

47 1 Introduction

48 Obesity is the most prevalent chronic disease worldwide [1] and drives significant
49 morbidity and mortality. Obesity increases the risk of a variety of other chronic
50 diseases, including type 2 diabetes, heart disease, and certain cancers [2, 3]. In
51 the United States (US), approximately 71% of adults are overweight (defined
52 as having a Body Mass Index (BMI) in kg/m^2 greater than or equal to 25),
53 including 41% who are obese ($\text{BMI} \geq 30$) and 8% who are severely obese (BMI
54 ≥ 40) [4]. The financial costs of excess adiposity are massive, as it is estimated
55 that obesity results in over \$170 billion in healthcare spending in the US every
56 year [5].

57 We are currently in the midst of a revolution in weight loss interventions.
58 Indeed, while both lifestyle and older pharmaceutical approaches have demon-
59 strated limited efficacy [6, 7], glucagon-like peptide-1 (GLP-1) and dual GLP-
60 1/gastric inhibitory polypeptide (GLP-1/GIP) receptor agonists have recently
61 been shown to yield unprecedented levels of weight loss [8, 9]. For example,
62 the incretin mimetics semaglutide and tirzepatide have been shown via meta-
63 analyses of randomized controlled trials to induce placebo-adjusted average
64 body weight losses of 15.0% and 19.2%, respectively [10].

65 Despite their demonstrated efficacy and safety, patient access to incretin
66 mimetics has been severely limited for two primary reasons. The first reason is
67 supply shortages which have left many patients unable to fill their prescriptions.
68 Indeed, supply shortages were identified as a potential reason for the rather low
69 persistence and adherence rates reported for semaglutide [11].

70 The second reason, which is a more daunting and likely persistent problem,
71 is the very high cost of these medications [12]. Often in excess of \$1,000 per
72 month without insurance, these medications are simply not financially feasible
73 for many individuals who stand to benefit from them. At the national scale,

74 these high costs prompted a US Senate Committee hearing [13] amidst fears
75 that this new generation of anti-obesity medications could bankrupt the US
76 healthcare system [14]. In fact, providing each eligible US adult with a GLP-1
77 would roughly double the total prescription drug spending in the US [15].

78 In this paper, we use mathematical modeling and simulation to investigate
79 the weight loss efficacy of GLP-1 receptor agonists under alternative dosing
80 regimens. We seek dosing regimens which both (i) reduce cost and (ii) maintain
81 high efficacy compared to the standard once per week dose. The specific incretin
82 mimetics that we investigate are semaglutide (brand name Wegovy for weight
83 loss and Ozempic and Rybelsus for type 2 diabetes) and tirzepatide (brand
84 name Zepbound for weight loss and Mounjaro for type 2 diabetes). We further
85 investigate how alternative dosing regimens could affect public health on the
86 national scale.

87 2 Methods

88 We now briefly summarize our methods. The full details are presented in the
89 Supplementary Appendix.

90 For semaglutide, we use the pharmacokinetic (PK) and pharmacodynamic
91 (PD) model proposed and validated by Strathe et al. [16]. The PK model is
92 a single compartment model with linear absorption and elimination. The PD
93 model (i.e. exposure-response model) is a semi-mechanistic, non-linear model.
94 The PKPD model recapitulates longitudinal weight loss data from three ran-
95 domized, double-blind, controlled trials of subcutaneous semaglutide [9, 17, 18].

96 For tirzepatide, we use the two compartment, linear PK model proposed and
97 validated by the US Food and Drug Administration [19]. For tirzepatide PD,
98 we reparameterize the semaglutide PD model to fit the longitudinal weight loss
99 data from the double-blind, randomized, controlled trial of Jastreboff et al. [8].

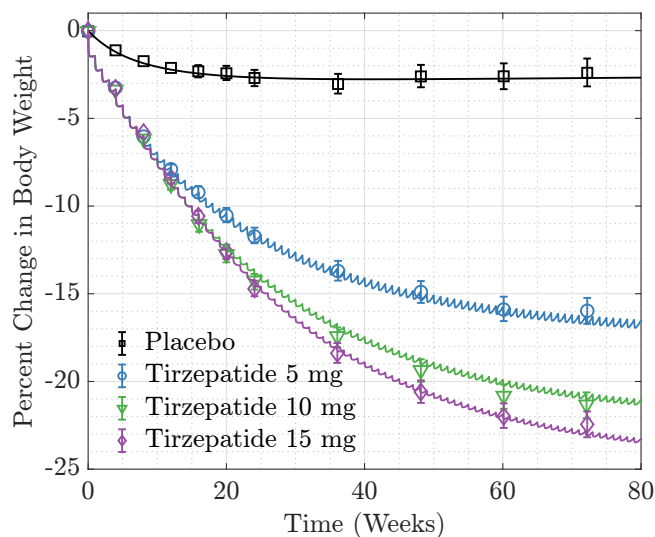


Figure 1: Reparameterized semaglutide PD model fits tirzepatide weight loss data. Solid curves are the tirzepatide PD model. Markers are clinical trial data from Jastreboff et al. [8], where the error bars around each data point indicate 95% confidence intervals.

100 To explore the effects of alternative dosing regimens on the national scale, we
101 estimate how the BMI distribution of adults in the US would change if different
102 proportions of obese US adults lost various proportions of body weight. We
103 then translate these changes in BMI distribution into estimates of changes in
104 mortality using the BMI-dependent mortality rates reported by Pandey et al. [4].

105 3 Results

106 3.1 Reparameterized semaglutide model fits tirzepatide 107 weight loss data

108 In Figure 1, we compare the tirzepatide PD model to the tirzepatide longi-
109 tudinal weight loss data from Jastreboff et al. [8]. This plot demonstrates excellent
110 agreement between the model and the clinical trial data (the data is from Fig-

111 ure 1B in [8]). Indeed, the model values are all within 1% of the data for the
112 relative change in body weight across placebo, 5 mg, 10 mg, and 15 mg doses
113 of tirzepatide measured at 11 time points over the 72 week study. In Figure 1,
114 tirzepatide was initiated at a dose of 2.5 mg once weekly (except placebo) and
115 was increased by 2.5 mg every 4 weeks up to a maintenance dose of either 5 mg,
116 10 mg, or 15 mg. To our knowledge, this is the first PKPD model to recapitulate
117 the tirzepatide weight loss data in [8].

118 We obtained the tirzepatide PD model by reparameterizing the semaglutide
119 PD model of Strathe et al. [16] to fit the data from Jastreboff et al. [8]. Since
120 these PD models of tirzepatide and semaglutide are structurally identical, we
121 can directly compare their parameter values (see the Supplementary Appendix).
122 Interestingly, the tirzepatide PD parameters estimated in this work are quite
123 similar to the semaglutide PD parameters estimated by Strathe et al. [16]. The
124 similarity in parameter values for tirzepatide and semaglutide is not surprising
125 given the similar efficacies observed in clinical trials [8,9].

126 **3.2 Less frequent dosing of semaglutide**

127 Though dose sizes vary between patients, both semaglutide and tirzepatide are
128 typically administered once per week (q1wk). Indeed, once-weekly dosing is the
129 dosing frequency studied in clinical trials [8,9,17,20–22] (Ref. [18] studied once-
130 daily semaglutide). We now use the mathematical models of semaglutide and
131 tirzepatide to investigate the weight loss efficacy of alternative dosing regimens.

132 Figure 2 predicts the efficacy of semaglutide under less frequent dosing. In
133 Figure 2A, we plot the steady state percent change in body weight as a function
134 of the dosing interval (time between doses) for the standard 2.4 mg dose of
135 semaglutide. The most salient feature of Figure 2A is that increasing the dosing
136 interval (i.e. decreasing the dosing frequency) does not commensurately decrease

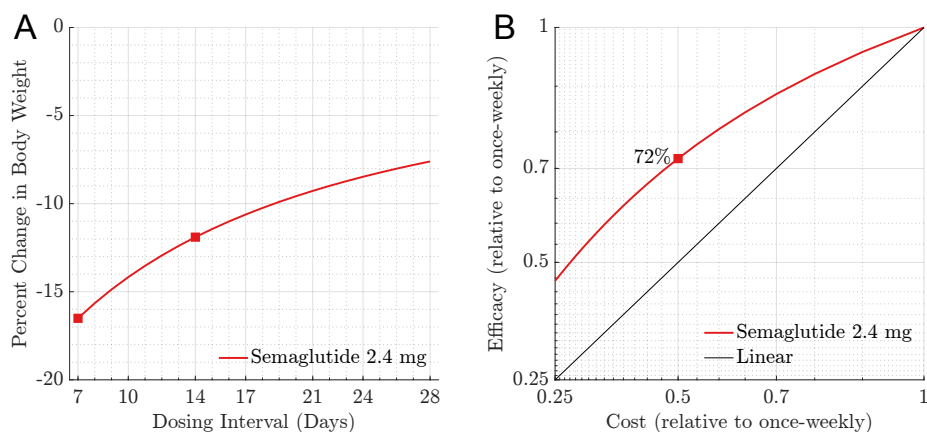


Figure 2: Increasing the time between doses of semaglutide does not commensurately decrease weight loss. Panel A: Steady-state percent change in body weight as a function of the dosing interval (time between doses). The markers highlight weight loss for once weekly dosing (q1wk) versus once every other week dosing (q2wk). Panel B: How the steady-state weight loss (efficacy) and cost decrease when doses are taken less frequently than once-weekly. The marker highlights that switching from q1wk to q2wk retains 72% and reduces cost by 50%.

137 the weight loss efficacy of semaglutide. For instance, for the standard once-
138 weekly (q1wk) dosing (i.e. a dosing interval of 7 days), the model predicts a
139 steady state body weight reduction of 17%, which is in good agreement with
140 clinical data for q1wk dosing [10,16]. For a dosing interval of 14 days (q2wk), the
141 model predicts a steady state body weight reduction of 12%. Therefore, despite
142 the fact that decreasing the dosing frequency from q1wk to q2wk decreases
143 the total amount of drug taken over time by one half, the model predicts that
144 patients retain 72% of their weight loss compared to q1wk. Furthermore, the
145 model predicts that nearly 50% of weight loss is retained when comparing once-
146 weekly to only once-monthly dosing (i.e. comparing a 7 versus 28 day dosing
147 interval in Figure 2A), though clinical validation is especially warranted for this
148 prediction.

149 These points are illustrated in Figure 2B, where we plot the weight loss

150 efficacy relative to q1wk against the cost relative to q1wk. This plot assumes
151 that cost is proportional to the number of doses, and the reduction in cost
152 comes from reducing the dosing frequency. Hence, for a fixed dose size of 2.4 mg
153 of semaglutide, reducing dose frequency can reduce costs and maintain strong
154 efficacy.

155 **3.3 Alternative dosing of tirzepatide**

156 Figure 3 predicts the efficacy of tirzepatide under alternative dosing regimens
157 (decreasing dose frequency and potentially increasing dose size). In Figure 3A,
158 we plot the steady state percent change in body weight as a function of the
159 dosing interval (time between doses) for 5 mg, 10 mg, and 15 mg doses of
160 tirzepatide. Analogous to Figure 2A, decreasing the dose frequency does not
161 commensurately decrease the weight loss efficacy of tirzepatide. For instance,
162 for the standard q1wk dosing, the model predicts steady state body weight
163 reductions of 17%, 21%, and 23% for tirzepatide at 5 mg, 10 mg, and 15 mg,
164 respectively (which is in good agreement with clinical data [8, 10]). For q2wk
165 dosing, the model predicts steady state body weight changes of 12%, 16%, and
166 18% for tirzepatide at 5 mg, 10 mg, and 15 mg, respectively. Hence, similar
167 to semaglutide, the model predicts that patients retain roughly 75% of their
168 weight loss when merely switching from q1wk to q2wk dosing.

169 Tirzepatide is commercially available in dose sizes varying from 2.5 mg to
170 15 mg in increments of 2.5 mg. We thus investigate alternative dosing regimens
171 that vary the dose frequency and the dose size. For instance, Figure 2A predicts
172 that 5 mg taken every 7 days yields approximately the same steady state weight
173 loss as 10 mg taken every 14 days. Similarly, Figure 2A predicts that 10 mg
174 taken every 7 days yields approximately the same steady state weight loss as 15
175 mg taken every 10 days.

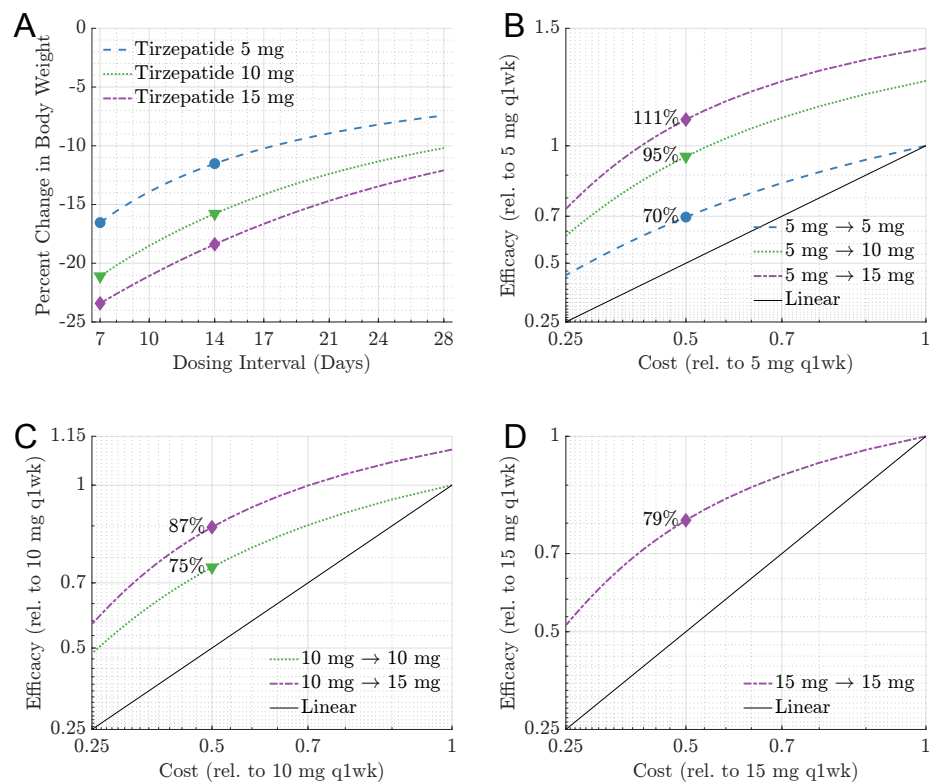


Figure 3: Alternative dosing regimens of tirzepatide decrease costs and maintain efficacy. Panel A: Steady-state percent change in body weight as a function of the dosing interval (time between doses). The markers highlight weight loss for once weekly dosing (q1wk) versus once every other week dosing (q2wk). Panel B: How a patient currently on 5 mg q1wk can decrease costs and maintain (or improve) efficacy. The markers indicate that switching to q2wk decreases costs by 50% and maintains (i) 70% of their weight loss if the dose size is kept at 5 mg, (ii) 95% of their weight loss if the dose size is doubled to 10 mg, and (iii) 111% of their weight loss if the dose size is tripled to 15 mg. Analogously, Panels C and D concern patients currently on 10 mg q1wk and 15 mg q1wk, respectively.

176 Importantly, the current standard pricing structure of tirzepatide charges
177 patients per dose (injection), regardless of the dose size [23] (the same is true
178 for semaglutide [24]). For example, a 2.5 mg dose is the same price as a 15 mg
179 dose. Therefore, increasing the dosing interval and appropriately increasing the
180 dose size can significantly reduce costs with essentially zero difference in efficacy.
181 The cost saving potential of such alternative dosing regimens is illustrated in
182 Figure 2B-D.

183 Figure 2B concerns a patient who currently takes 5 mg of tirzepatide at the
184 standard once-weekly dosing. If this patient continues to take doses of size 5
185 mg, then the blue dashed curve shows how the efficacy decreases as the cost
186 decreases by decreasing the dose frequency. For instance, switching from q1wk
187 to q2wk but keeping a 5 mg dose size decreases cost by 50% and maintains 70%
188 of weight loss. If the patient increases the dose size to 10 mg in addition to
189 decreasing the dose frequency, then the green dotted curve shows the resulting
190 efficacy versus cost relationship. Notice that switching from 5 mg q1wk to 10
191 mg q2wk decreases cost by 50% and maintains 95% of weight loss. The purple
192 curve describes switching from 5 mg to 15 mg and predicts that decreasing the
193 dose frequency from q1wk to q2wk yields 111% of weight loss (i.e. the cost is
194 halved and the weight loss is increased).

195 Figure 2C is analogous to Figure 2B, but concerns a patient who currently
196 takes 10 mg of tirzepatide at the standard once-weekly dosing. If this patient
197 continues a 10 mg dose but switches to q2wk, then they reduce cost by 50% and
198 maintain 75% of their weight loss. If this patient increases the dose size to 15 mg
199 (purple curve), then (a) increasing the dosing interval to 10 days reduces cost by
200 30% and maintains identical weight loss and (b) increasing the dosing interval
201 to 14 days reduces cost by 50% and maintains 87% weight loss. Figure 2D
202 concerns a patient on 15 mg q1wk and shows that they can cut their costs in

203 half and retain 79% of their weight loss.

204 **3.4 Exploring national implications**

205 The high cost of incretin mimetics severely limits access to these life-saving
206 drugs. Indeed, it was recently estimated that increasing access to incretin
207 mimetics could save at least tens of thousands to perhaps over one hundred
208 thousand lives in the US annually [4]. We now briefly explore the implications
209 of alternative dosing regimens on the national scale.

210 For simplicity, we focus on semaglutide. Consider a total national amount
211 of semaglutide that allows less than half of obese US adults to take 2.4 mg
212 at the standard once weekly dosing frequency. For this same total amount of
213 semaglutide, twice as many US adults could be on semaglutide if all patients
214 took one dose every other week rather than one dose every week.

215 In Figure 4A-C, we plot how the percentage of obese US adults could de-
216 crease if a fixed annual supply of semaglutide was administered to either (1) a
217 proportion of obese US adults at q1wk dosing (green solid curves) or (2) twice
218 as many obese US adults at q2wk dosing (orange dotted curves). Based on the
219 results in Figure 2, we assume that q1wk dosing yields 17% steady-state weight
220 loss, whereas q2wk dosing yields 12% steady-state weight loss. Though scenario
221 (1) results in more weight loss for each individual on semaglutide, scenario (2)
222 decreases national obesity rates to a much greater degree since twice as many
223 individuals can be treated with q2wk dosing compared to q1wk. For instance,
224 3.3 billion mg of semaglutide per year would be required for 25% of obese US
225 adults to take the standard 2.4 mg dose q1wk. However, this same amount
226 could supply 50% of obese US adults with a 2.4 mg dose q2wk. Similarly, 6.6
227 billion mg per year could supply (1) 50% of obese US adults with 2.4 mg q1wk
228 or (2) 100% of obese US adults with 2.4 mg q2wk. The predicted effects on

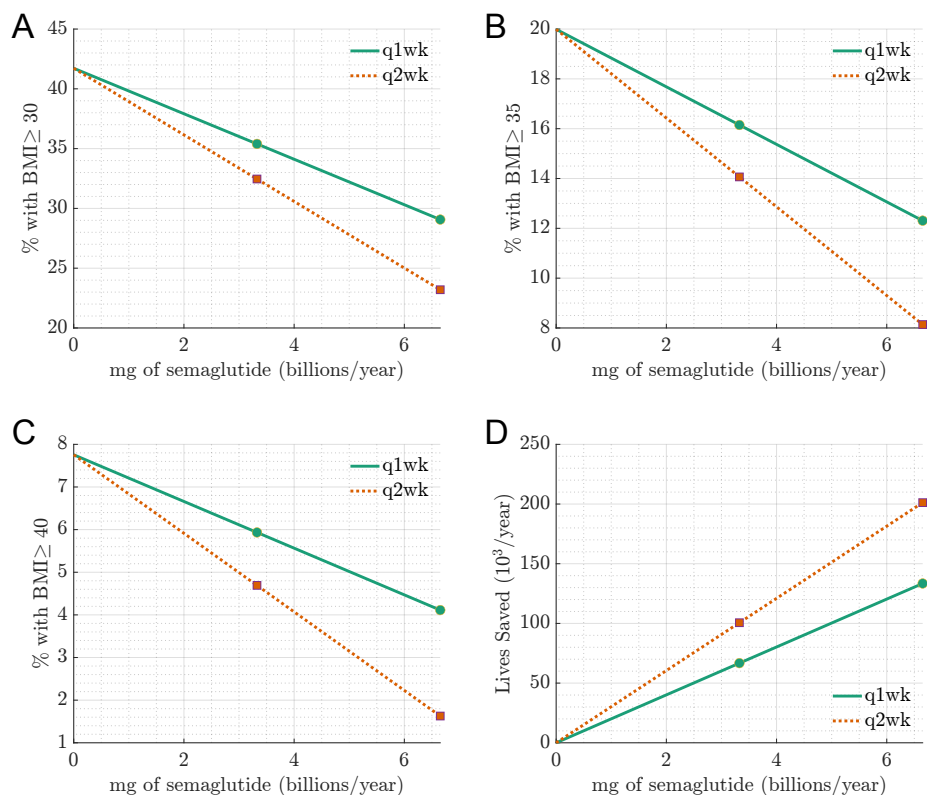


Figure 4: Exploring public health implications of less frequent dosing at the national scale. Panel A estimates how the percentage of obese US adults ($BMI \geq 30$) would decrease if a national supply of semaglutide was administered either (1) to some number of obese US adults at q1wk dosing or (2) to twice as many obese US at q2wk dosing. Panels B and C are analogous to Panel A but show the percentage of US adults with Class II Obesity ($BMI \geq 35$) and Class III Obesity ($BMI \geq 40$), respectively. Panel D uses the BMI distribution predictions to estimate the number of lives saved in scenario (1) versus scenario (2). The markers at 3.3 billion mg per year indicate the amount required for a 2.4 mg dose to be taken by either (1) 25% of obese US adults q1wk or (2) 50% of obese US adults q2wk. Similarly, the markers at 6.7 billion mg per year indicate the amount required for a 2.4 mg dose taken by either (1) 50% of obese US adults q1wk or (2) 100% of obese US adults q2wk.

	BMI \geq 30	BMI \geq 35	BMI \geq 40	Lives saved
Current	41%	19%	8%	-
q1wk, 3.3bn mg/year	35%	16%	6%	0.7×10^5
q2wk, 3.3bn mg/year	32%	14%	5%	1.0×10^5
q1wk, 6.7bn mg/year	29%	12%	4%	1.3×10^5
q2wk, 6.7bn mg/year	23%	8%	2%	2.0×10^5

Table 1: US adults by obesity category. The first row is the current BMI distribution. The second row estimates the BMI distribution if 25% of obese US adults take semaglutide once per week (q1wk). The third row estimates the BMI distribution if this same total amount of semaglutide was distributed to 50% of obese US adults with a dose every other week (q2wk). The final two rows are for q1wk dosing to 50% of obese US adults (fourth row) and q2wk dosing to 100% of obese US adults (fifth row). The number of lives saved in the final column is compared to the current BMI distribution and is per year in the US.

229 the national BMI distribution for these specific values are indicated in Figure 4
 230 with the circle and square markers. The results are also displayed in Table 1
 231 for convenience.

232 Following a similar approach as Pandey et al. [4], we use the predicted BMI
 233 distribution and BMI-dependent mortality rates to compare the number of lives
 234 that could be saved in scenario (1) versus scenario (2). These comparisons are
 235 plotted in Figure 4D and are given in the final column of Table 1. Though the
 236 quantitative estimates depend on the national semaglutide supply, this analysis
 237 predicts that q2wk dosing could save roughly 50% more lives than q1wk dosing.

238 To summarize, owing to the nonlinear relationship between efficacy and dos-
 239 ing frequency/cost predicted in Figure 2, less frequent dosing of incretin mimet-
 240 ics may offer significant population-level public health gains for a given eco-
 241 nomic cost. We emphasize that the curves in Figure 4 and the numerical values
 242 in Table 1 are not precise estimates as they result from very simple calculations
 243 (detailed in the Supplementary Appendix). Indeed, weight loss from incretin
 244 mimetics varies between patients, specific drugs, and dose sizes [8,9] and depends
 245 on persistence and adherence which vary significantly between patients [11,25]

246 (and an estimated 11% of overweight or obese US adults are strongly opposed to
247 taking weight-loss drugs [26]). In contrast, Figure 4 and Table 1 simply assume
248 a blanket 17% weight loss for one dose per week and 12% weight loss for one
249 dose every other week. Further, these calculations neglect the small percentage
250 of obese US adults currently taking incretin mimetics (recent polling indicates
251 roughly 6% of all US adults are currently on a GLP-1 drug [26]). Nevertheless,
252 these calculations highlight the potential benefits of less frequent dosing given
253 the obesity crisis and current economic realities which severely limit access.

254 4 Discussion

255 In this paper, we used mathematical modeling and simulation to study how
256 alternative dosing regimens affects the weight loss efficacy of incretin mimetics.
257 We used an existing PKPD model of semaglutide [16] and an existing PK model
258 of tirzepatide [19]. Further, we obtained a new tirzepatide PD model by repara-
259 meterizing the semaglutide PD model [9] to fit the tirzepatide clinical trial
260 data reported by Jastreboff et al. [8].

261 Using these PKPD models, we found that reducing dose frequency does
262 not proportionately reduce weight loss. We proposed alternative dosing regi-
263 mens that substantially reduce costs and maintain strong efficacy. Indeed, in
264 some scenarios, costs can be halved and weight loss can be maintained at levels
265 which are essentially identical to that obtained under standard dosing regimens.
266 Furthermore, we predicted that less frequent dosing may offer significant pub-
267 lic health benefits in terms of reducing national obesity and mortality rates.
268 Hence, in view of the obesity epidemic and the current economic burden of in-
269 cretin mimetics, alternative dosing regimens may offer significant value both to
270 individual patients and at the broader population level.

271 Since it was based on mathematical modeling and simulation, our predic-

272 tions of the weight loss efficacy of alternative dosing regimens requires empirical
273 validation. However, our predictions are supported by the clinical experience
274 of the second author (detailed in the recent case report [27]). In fact, less fre-
275 quent dosing has been recommended as a strategy to maintain weight loss [15].
276 Furthermore, our predicted nonlinear relationship between dose frequency and
277 weight loss could be anticipated from clinical data. Indeed, a 100% increase in
278 the weekly tirzepatide dose from 5 mg to 10 mg increased the average steady
279 state weight loss by less than 35% [8]. A further 50% increase from 10 mg to
280 15 mg of tirzepatide elicited less than a 10% increase in weight loss [8]. Similar
281 diminishing weight loss returns have been observed for semaglutide [17]. Hence,
282 though it has not been carefully tested, the saturating weight loss response to
283 dose frequency that we predict aligns with existing data.

284 In addition to reducing costs, two additional potential benefits of less fre-
285 quent dosing are (i) a reduction in side effects and (ii) an increase in persistence
286 and adherence. For (ii), less frequent dosing of GLP-1 products is associated
287 with higher rates of persistence and adherence [11]. While Ref. [11] compare
288 once-daily versus once-weekly doses, their results reflect the general principle
289 that less frequent dosing tends to yield higher adherence [28]. Furthermore,
290 real-world persistence and adherence for GLP-1 products are major impedi-
291 ments to effective therapy. Indeed, in a yearlong study of over 4,000 people,
292 Gleason et al. [11] found that only 1 in 3 persons stayed on their GLP-1 and
293 27% took their medication as intended. Therefore, significant improvements in
294 real-world efficacy may result from efforts to increase persistence and adherence,
295 including by decreasing the dosing frequency.

296 As in all mathematical analyses of biomedical systems, our study made a
297 number of simplifying assumptions. For instance, we neglected patient vari-
298 ability in their PK and PD response, though it is known that individual pa-

299 tients vary significantly in their weight loss outcomes from semaglutide [9] and
300 tirzepatide [8]. Our calculations also assumed that patients persist on the med-
301 ications with perfect adherence (i.e. no discontinuation of treatment and no
302 missed doses), but in fact persistence and adherence are significant problems
303 for actual patients [11, 25]. Understanding how such patient variability and
304 nonadherence affect our predictions presents an important avenue for future
305 research. Furthermore, in light of patient variability, it may be advisable for
306 physicians to try different dose regimens with individual patients to determine
307 the appropriate frequency and dose size required to sustain a desired weight. In
308 fact, dose-dependent side effects may mean that some patients cannot tolerate a
309 dose that is large enough to decrease dose frequency and still sustain their weight
310 loss target. For patients who cannot maintain once weekly dosing (perhaps due
311 to financial constraints), decreasing frequency is likely preferred to simply dis-
312 continuing their GLP-1 therapy, since complete discontinuation typically results
313 in regaining two thirds of the lost weight within one year [29]. These limitations
314 notwithstanding, our theory reveals major potential benefits of moving beyond
315 the confines of once-weekly dosing of incretin mimetics, offering significant value
316 for patients, physicians, insurers, and governments.

317 **Acknowledgments**

318 SDL and AC were supported by the National Science Foundation (Grant Nos.
319 CAREER DMS-1944574 and DMS-2325258).

320 **References**

- 321 [1] World Obesity Federation. World obesity atlas 2023.
322 [https://www.worldobesity.org/resources/resource-library/
323 world-obesity-atlas-2023](https://www.worldobesity.org/resources/resource-library/world-obesity-atlas-2023), 2023. Accessed: November 5, 2024.

- 324 [2] Prospective Studies Collaboration et al. Body-mass index and cause-
325 specific mortality in 900 000 adults: collaborative analyses of 57 prospective
326 studies. *The Lancet*, 373(9669):1083–1096, 2009.
- 327 [3] Daphne P Guh, Wei Zhang, Nick Bansback, Zubin Amarsi, C Laird Birm-
328 ingham, and Aslam H Anis. The incidence of co-morbidities related to
329 obesity and overweight: a systematic review and meta-analysis. *BMC pub-
330 lic health*, 9:1–20, 2009.
- 331 [4] Abhishek Pandey, Yang Ye, Chad R Wells, Burton H Singer, and Alison P
332 Galvani. Estimating the lives that could be saved by expanded access
333 to weight-loss drugs. *Proceedings of the National Academy of Sciences*,
334 121(43):e2412872121, 2024.
- 335 [5] Zachary J Ward, Sara N Bleich, Michael W Long, and Steven L Gortmaker.
336 Association of body mass index with health care expenditures in the united
337 states by age and sex. *PloS one*, 16(3):e0247307, 2021.
- 338 [6] Gitanjali Srivastava and Caroline M Apovian. Current pharmacotherapy
339 for obesity. *Nature Reviews Endocrinology*, 14(1):12–24, 2018.
- 340 [7] Louis J Aronne, Kevin D Hall, John M. Jakicic, Rudolph L Leibel,
341 Michael R Lowe, Michael Rosenbaum, and Samuel Klein. Describing the
342 weight-reduced state: physiology, behavior, and interventions. *Obesity*,
343 29:S9–S24, 2021.
- 344 [8] Ania M Jastreboff, Louis J Aronne, Nadia N Ahmad, Sean Wharton, Lisa
345 Connery, Breno Alves, Arihiro Kiyosue, Shuyu Zhang, Bing Liu, Mathijs C
346 Bunck, et al. Tirzepatide once weekly for the treatment of obesity. *New
347 England Journal of Medicine*, 387(3):205–216, 2022.

- 348 [9] John PH Wilding, Rachel L Batterham, Salvatore Calanna, Melanie Davies,
349 Luc F Van Gaal, Ildiko Lingvay, Barbara M McGowan, Julio Rosenstock,
350 Marie TD Tran, Thomas A Wadden, et al. Once-weekly semaglutide in
351 adults with overweight or obesity. *New England Journal of Medicine*,
352 384(11):989–1002, 2021.
- 353 [10] Alberte Laura Oest Müllertz, Rasmus Michael Sandsdal, Simon Birk Kjær
354 Jensen, and Signe Sørensen Torekov. Potent incretin-based therapy for
355 obesity: A systematic review and meta-analysis of the efficacy of semaglu-
356 tide and tirzepatide on body weight and waist circumference, and safety.
357 *Obesity Reviews*, 25(5):e13717, 2024.
- 358 [11] Patrick P Gleason, Benjamin Y Urick, Landon Z Marshall, Nicholas Fried-
359 lander, Yang Qiu, and R Scott Leslie. Real-world persistence and adherence
360 to glucagon-like peptide-1 receptor agonists among obese commercially in-
361 sured adults without diabetes. *Journal of Managed Care & Specialty Phar-
362 macy*, pages 1–8, 2024.
- 363 [12] Melissa J Barber, Dzintars Gotham, Helen Bygrave, and Christa Cepuch.
364 Estimated sustainable cost-based prices for diabetes medicines. *JAMA
365 Network Open*, 7(3):e243474–e243474, 2024.
- 366 [13] Hearings to examine Novo Nordisk’s high prices for Ozempic and We-
367 govy for patients with diabetes and obesity. [https://www.congress.gov/
368 event/118th-congress/senate-event/335960](https://www.congress.gov/event/118th-congress/senate-event/335960), 2024. Accessed: Novem-
369 ber 5, 2024.
- 370 [14] Sanders: Diabetes and Weight Loss Drugs Could Bankrupt U.S.
371 Health Care System . [https://www.sanders.senate.gov/in-the-news/
372 sanders-diabetes-and-weight-loss-drugs-could-bankrupt-u-s-health-care-system/](https://www.sanders.senate.gov/in-the-news/sanders-diabetes-and-weight-loss-drugs-could-bankrupt-u-s-health-care-system/),
373 2024. Accessed: November 5, 2024.

- 374 [15] Jennifer Manne-Goehler, Felix Teufel, and Willem DF Venter. GLP-1 re-
375 ceptor agonists and the path to sustainable obesity care. *JAMA Internal*
376 *Medicine*, 2024.
- 377 [16] Anders Strathe, Deborah B Horn, Malte Selch Larsen, Domenica Rubino,
378 Rasmus Sørrig, Marie Thi Dao Tran, Sean Wharton, and Rune Viig Over-
379 gaard. A model-based approach to predict individual weight loss with
380 semaglutide in people with overweight or obesity. *Diabetes, Obesity and*
381 *Metabolism*, 25(11):3171–3180, 2023.
- 382 [17] Melanie Davies, Louise Færch, Ole K Jeppesen, Arash Pakseresht, Sue D
383 Pedersen, Leigh Perreault, Julio Rosenstock, Ichiro Shimomura, Adie
384 Viljoen, Thomas A Wadden, et al. Semaglutide 2· 4 mg once a week in
385 adults with overweight or obesity, and type 2 diabetes (step 2): a ran-
386 domised, double-blind, double-dummy, placebo-controlled, phase 3 trial.
387 *The Lancet*, 397(10278):971–984, 2021.
- 388 [18] Patrick M O’Neil, Andreas L Birkenfeld, Barbara McGowan, Ofri Mosen-
389 zon, Sue D Pedersen, Sean Wharton, Charlotte Giwercman Carson, Ce-
390 cilie Heerdegen Jepsen, Maria Kabisch, and John PH Wilding. Efficacy and
391 safety of semaglutide compared with liraglutide and placebo for weight loss
392 in patients with obesity: a randomised, double-blind, placebo and active
393 controlled, dose-ranging, phase 2 trial. *The Lancet*, 392(10148):637–649,
394 2018.
- 395 [19] U.S. Food and Drug Administration. Clinical Pharmacology Review: NDA
396 215866, 2022. Accessed: November 6, 2024.
- 397 [20] Thomas A Wadden, Timothy S Bailey, Liana K Billings, Melanie
398 Davies, Juan P Frias, Anna Koroleva, Ildiko Lingvay, Patrick M O’Neil,
399 Domenica M Rubino, Dorthe Skovgaard, et al. Effect of subcutaneous

400 semaglutide vs placebo as an adjunct to intensive behavioral therapy on
401 body weight in adults with overweight or obesity: the step 3 randomized
402 clinical trial. *JAMA*, 325(14):1403–1413, 2021.

403 [21] W Timothy Garvey, Rachel L Batterham, Meena Bhatta, Silvio Buscemi,
404 Louise N Christensen, Juan P Frias, Esteban Jódar, Kristian Kandler,
405 Georgia Rigas, Thomas A Wadden, et al. Two-year effects of semaglu-
406 tide in adults with overweight or obesity: the step 5 trial. *Nature medicine*,
407 28(10):2083–2091, 2022.

408 [22] Domenica Rubino, Niclas Abrahamsson, Melanie Davies, Dan Hesse,
409 Frank L Greenway, Camilla Jensen, Ildiko Lingvay, Ofri Mosenzon, Julio
410 Rosenstock, Miguel A Rubio, et al. Effect of continued weekly sub-
411 cutaneous semaglutide vs placebo on weight loss maintenance in adults
412 with overweight or obesity: the step 4 randomized clinical trial. *JAMA*,
413 325(14):1414–1425, 2021.

414 [23] Lexi-Drugs. UpToDate Lexidrug. UpToDate Inc.
415 <https://online.lexi.com>. Tirzepatide, 2024. Accessed: Novem-
416 ber 14, 2024.

417 [24] Lexi-Drugs. UpToDate Lexidrug. UpToDate Inc.
418 <https://online.lexi.com>. Semaglutide, 2024. Accessed: Novem-
419 ber 14, 2024.

420 [25] Reema Mody, Janna Manjelienskaia, Elizabeth H Marchlewicz, Raleigh E
421 Malik, Nicole M Zimmerman, Debra E Irwin, and Maria Yu. Greater adher-
422 ence and persistence with injectable dulaglutide compared with injectable
423 semaglutide at 1-year follow-up: data from us clinical practice. *Clinical*
424 *Therapeutics*, 44(4):537–554, 2022.

- 425 [26] KHH. KFF Health Tracking Poll May 2024: The Public's Use and Views
426 of GLP-1 Drugs. [https://www.kff.org/health-costs/poll-finding/
427 kff-health-tracking-poll-may-2024-the-publics-use-and-views-of-glp-1-drugs/](https://www.kff.org/health-costs/poll-finding/kff-health-tracking-poll-may-2024-the-publics-use-and-views-of-glp-1-drugs/),
428 2024. Accessed: November 9, 2024.
- 429 [27] Calvin C Wu, Anil Cengiz, and Sean D Lawley. Less frequent dosing of
430 GLP-1 receptor agonists as a viable weight maintenance strategy. *Submit-
431 ted*, 2024.
- 432 [28] Craig I Coleman, Brendan Limone, Diana M Sobieraj, Soyon Lee,
433 Matthew S Roberts, Rajbir Kaur, and Tawfikul Alam. Dosing frequency
434 and medication adherence in chronic disease. *Journal of Managed Care
435 Pharmacy*, 18(7):527–539, 2012.
- 436 [29] John PH Wilding, Rachel L Batterham, Melanie Davies, Luc F Van Gaal,
437 Kristian Kandler, Katerina Konakli, Ildiko Lingvay, Barbara M McGowan,
438 Tugce Kalayci Oral, Julio Rosenstock, et al. Weight regain and car-
439 diometabolic effects after withdrawal of semaglutide: the step 1 trial ex-
440 tension. *Diabetes, Obesity and Metabolism*, 24(8):1553–1564, 2022.