

1 **Low dose oral ketamine treatment on post-traumatic stress disorder (PTSD) (OKTOP): An**  
2 **open-label pilot study**

3  
4 Bonnie L. Quigley<sup>1,2,\*</sup>, Adem T. Can<sup>1,\*</sup>, Megan Dutton<sup>1</sup>, Cyrana C. Gally<sup>1</sup>, Grace Forsyth<sup>1</sup>,  
5 Monique Jones<sup>1</sup>, Fiona Randall<sup>1</sup>, Trish Wilson<sup>1</sup>, Jim Lagopoulos<sup>3</sup>, Daniel F. Hermens<sup>1,†</sup>

6  
7 \*Co-first authors

8 <sup>1</sup>National PTSD Research Centre at the Thompson Institute, University of the Sunshine Coast,  
9 Birtinya, QLD, 4575, Australia

10 <sup>2</sup>Centre for Bioinnovation, University of the Sunshine Coast, Sippy Downs, QLD, 4556, Australia

11 <sup>3</sup>Thompson Brain and Mind Healthcare, Maroochydore, QLD, 4558, Australia

12 †Corresponding author: Daniel F. Hermens, [dhermens@usc.edu.au](mailto:dhermens@usc.edu.au)

13  
14 **Keywords:** ketamine, low dose oral ketamine, post-traumatic stress disorder, PTSD

15 **Running title:** Low dose oral ketamine trial on PTSD

16  
17 **Abstract**

18 Ketamine is being actively investigated as a rapid-acting treatment for many conditions with a  
19 stress-related psychopathology, including post-traumatic stress disorder (PTSD). The majority of  
20 studies regarding ketamine treatment for PTSD to date (including open-label and randomised  
21 control trials) have focused on intravenous (IV) ketamine administration. This administration  
22 route has limitations that can be overcome with oral ketamine. As such, this study undertook the  
23 first open-label low dose Oral Ketamine Trial on PTSD (OKTOP) to determine the safety and  
24 feasibility of sub-anaesthetic ketamine for PTSD symptom reduction. Participants with PTSD (n  
25 = 22 adults, aged 22-77 years, 55% female, 82% with comorbid depression) followed a weekly  
26 treatment course of low dose oral ketamine (titrated from 0.5 mg/kg to a maximum of 3.0 mg/kg)  
27 for six weeks. The primary outcome measure was the PTSD Checklist (PCL-5), with secondary  
28 measures including scales for depression, anxiety, stress, suicidality, sleep, and wellbeing.  
29 Mean PCL-5 scores were significantly reduced from a pre-ketamine baseline score of 40 to a  
30 post-ketamine score of 17 and remained at a reduced score (21) at follow-up, 1-month post-  
31 treatment. This reduction resulted in a response rate (defined as a ≥50% reduction in PCL-5 score  
32 from baseline) of 73% post-ketamine and 59% at follow-up. This response rate is comparable  
33 with IV ketamine trials for PTSD and suggests oral ketamine administration is a feasible and  
34 tolerable treatment for PTSD.

**NOTE:** This preprint reports new research that has not been certified by peer review and should not be used to guide clinical practice.

## 35 Introduction

36 Up to 70% of people experience at least one traumatic event in their lifetime (Benjet et  
37 al., 2016). Whilst most people will suffer only short-term impacts from such events, ~10% will go  
38 on to experience the prolonged symptoms characteristic of post-traumatic stress disorder  
39 (PTSD) (Australian Bureau of Statistics 2020-21). The Diagnostic and Statistical Manual of Mental  
40 Disorders (5<sup>th</sup> ed) (DSM-5) categorises PTSD within the Trauma- and Stressor-Related Disorders  
41 (American Psychiatric Association, 2013). In addition to having trauma exposure, there are four  
42 symptom clusters integral and necessary to a diagnosis of PTSD: (1) re-experiencing (intrusive  
43 thoughts, flashbacks, nightmares), (2) avoidance (of contextual or geographical  
44 triggers/reminders or internal sensations (thoughts, memories, physical symptoms)), (3)  
45 increased negative affect (depression, hopelessness, difficulty concentrating), and (4)  
46 hyperarousal (heightened physiological and emotional reactivity) (American Psychiatric  
47 Association, 2013). To complete the diagnostic criteria, symptoms must be present for at least  
48 one month, not be caused by drugs or other illnesses, and cause significant functional  
49 impairment (American Psychiatric Association, 2013).

50 PTSD can develop from trauma exposure in various settings and have profound impacts  
51 on those affected. The highest rates of PTSD have been reported in survivors of sexual assault,  
52 military war and imprisonment, and genocidal crimes worldwide (American Psychiatric  
53 Association, 2013). Epidemiological data reveals that over 90% of individuals with PTSD  
54 experience a comorbid psychiatric disorder including suicidal ideation, anxiety, alcohol use  
55 disorders, and depression (Sareen, 2014). In fact, individuals with PTSD are 80% more likely than  
56 individuals without PTSD to meet the diagnostic criteria for at least one additional mental illness  
57 (American Psychiatric Association, 2013). Specifically, one study found 77% of women and 86%  
58 of men with PTSD also had another disorder, such as affective (51% women, 52% men), anxiety  
59 (52% men, 54% women), or substance use disorders (Mills et al., 2011). Overall, PTSD is  
60 often linked to poor social and familial relationships, job absenteeism, and lower income,  
61 educational attainment, and occupational accomplishment (American Psychiatric Association,  
62 2013).

63 In contemporary clinical settings, PTSD treatment often includes a combination of  
64 psychological and pharmacological interventions (Green, 2013; Thomas and Stein, 2017).  
65 Trauma-focused psychotherapies with the largest current evidence base are exposure-based  
66 treatments and include Prolonged Exposure (PE), Cognitive Processing Therapy (CPT), trauma-  
67 focused Cognitive Behavioural Therapy (CBT), and Eye Movement Desensitization and  
68 Reprocessing (EMDR) (Norman et al., 2023; Watkins et al., 2018). Exposure therapy decreases

69 symptoms by having patients envision themselves exposed to stimuli rather than avoiding them.  
70 By encouraging adaptive associations with painful memories, this approach improves inhibitory  
71 learning and reduces suffering, rendering the trauma tolerable (López-Ojeda and Hurley, 2022).  
72 These therapeutic interventions concentrate on the cognitions, emotions, memories, and  
73 thoughts that are linked to the traumatic events (López-Ojeda and Hurley, 2022; Watkins et al.,  
74 2018). Beyond exposure-based treatments, alternatives like Reconsolidation Therapy (RT), which  
75 focuses on how traumatic events are stored as memories (Brunet et al., 2021), are being  
76 investigated. However, further research is needed in this space to establish robust alternatives  
77 to current exposure-based psychotherapies.

78           Pharmacotherapy for PTSD is an option when psychotherapy has been found ineffective,  
79 individual patients have different preferences, or individuals cannot directly engage in  
80 psychotherapy (especially in the initial presentation). Standard PTSD treatment protocols  
81 suggest antidepressants, particularly selective serotonin reuptake inhibitors (SSRIs), as the first-  
82 line treatment medication for PTSD (Asnis et al., 2004). However, SSRIs are known to take up to  
83 six weeks to reduce hyperarousal, anxiety, suicidal thoughts, and depressive symptoms (Frazer  
84 and Benmansour, 2002). Two SSRIs are FDA-approved for PTSD treatment, paroxetine and  
85 sertraline, and collectively, response rates to these drugs rarely exceed 60%, with less than 30%  
86 of patients achieving full remission (Asnis et al., 2004; Berger et al., 2009). Sleep disruption,  
87 drowsiness, sexual dysfunction, weight gain, withdrawal symptoms, and decreased therapeutic  
88 response are all commonly reported with chronic SSRI use and limit their overall efficacy  
89 (Ferguson, 2001). Similar to SSRIs, selective serotonin and norepinephrine reuptake inhibitors  
90 (SNRIs) have been evaluated in PTSD, but also show limited efficacy and often leave  
91 residual symptoms (Jeffreys et al., 2012). Other drug classes, including monoamine oxidase  
92 inhibitors (MAOIs) and tricyclic antidepressants (TCAs), are sometimes considered, but have  
93 limited utility due to higher adverse effects and safety issues (Asnis et al., 2004). Finally, some  
94 small improvements have been reported with atypical antipsychotics, which can be used with  
95 antidepressants. Atypical antipsychotics can have mood stabilising properties, improve sleep  
96 patterns (decreasing the frequency of nightmares) and reduce the frequency of flashbacks and  
97 intrusive thoughts (Adetunji et al., 2005). However, they are considered primarily an adjunct to  
98 standard treatments in selectively warranted cases.

99           Ketamine, an N-methyl-D-aspartate-type glutamate (NMDA) receptor antagonist, has  
100 been used in medicine as an anesthetic and analgesic since the 1970s (Kurdi et al., 2014). Starting  
101 around 2000, low dose (i.e. sub-anesthetic) ketamine began being tried off label for treatment-  
102 resistant depression (TRD), with studies in this space continuing to today (Berman et al., 2000;

103 Ragnhildstveit et al., 2023). Although intravenous (IV) infusion is the most common route of  
104 administration, a ketamine nasal spray formulation received FDA approval in 2019 for the  
105 treatment of TRD (Kim et al., 2019). Investigations into ketamine's effectiveness for PTSD  
106 treatment began appearing in the literature in 2005 and, to date, systematic review has identified  
107 26 studies that retrospectively or prospectively examined ketamine use for PTSD in the form of  
108 case studies (n=7), chart reviews (n=7), open-label studies (n=5) or randomised control trials  
109 (RCTs) (n=7) (Ragnhildstveit et al., 2023). Of these PTSD ketamine studies, the vast majority have  
110 employed IV infusion as the route of ketamine administration (in four of the case studies, five of  
111 the chart reviews and all the open-label studies and RCTs) (Ragnhildstveit et al., 2023).  
112 Representing the other routes of ketamine administration, intranasal and intramuscular  
113 administration has been reported from one case study and one chart review each, while oral  
114 ketamine administration has been reported on from one case study and two chart reviews  
115 (Ragnhildstveit et al., 2023). Since that systematic review, an additional oral ketamine  
116 administration case study report has been published (Veraart et al., 2023).

117 Because open-label studies and RCTs have been limited to IV ketamine administration in  
118 the PTSD treatment space, there is a significant gap in our knowledge regarding the safety,  
119 tolerability, and efficacy of ketamine for PTSD delivered by non-IV routes. While IV ketamine has  
120 been found to be safe and well tolerated in open-label studies and RCTs (Ragnhildstveit et al.,  
121 2023), this method must be administered in a hospital or clinic setting under medical  
122 supervision, making it difficult to implement in conventional clinical psychiatry. This limits its use  
123 in ambulatory settings, especially for treatment programs that require daily or intermittent dosing  
124 schedules (Andrade, 2019). Alternatively, the oral administration of ketamine is more practical  
125 and the simplest route for implementation, giving it higher clinical applicability. Oral ketamine  
126 also has a much lower cost compared to other administration forms, offering a significant  
127 opportunity for financially disadvantaged cohorts (Andrade, 2019; Can et al., 2021; Muhorakeye  
128 and Biracyaza, 2021).

129 Collectively, the advantages of oral ketamine as a viable treatment for individuals with  
130 PTSD warrants further investigation to determine its potential efficacy. However, a substantial  
131 amount of knowledge remains deficient concerning dosage levels, treatment protocols, and the  
132 feasibility and safety of ketamine use over the short- and long-term when administered orally. To  
133 investigate this matter, the current research conducted an open-label, flexible-dose, 6-week trial  
134 of oral ketamine, followed by a 4-week follow-up phase without ketamine. The purpose of the  
135 trial was to evaluate the efficacy and safety of the medication, as well as the acute and prolonged  
136 responses, in the treatment of PTSD. The primary outcome measure was change in PTSD-related

137 scales (PCL-5). We hypothesized that the administration of oral ketamine, once weekly for six  
138 weeks, would result in a reduction in PTSD symptomatology from a pre-ketamine baseline to a  
139 post-treatment follow-up.

140

## 141 **Methods**

### 142 **Ethics approval and consent**

143 Metro North Health Human Research Ethics Committee (HREC) granted approval for this study  
144 (Project ID: 42836; HREC/18/QPCH/28), and the University of the Sunshine Coast HREC  
145 subsequently confirmed that approval (A181190). The study was conducted in adherence to the  
146 ethical guidelines outlined in the Declaration of Helsinki. Every participant delivered a written  
147 consent that was well-informed. Fuel vouchers served as the form of compensation. The trial  
148 was officially documented with the Clinical Trials Registry of Australia and New Zealand  
149 (ACTRN12618001965291).

150

### 151 **Participants**

152 Psychiatrists and local general practitioners (GPs) were notified of the trial through clinic  
153 visits and telephone conversations. Approved advertising materials were provided to local GP  
154 clinics and hospitals and were made available on our website. The study recruited participants  
155 who had received a diagnosis of PTSD from their general practitioners, psychiatrists, and  
156 psychologists in the area.



















157 The study recruited individuals who were 18 years of age or older and had a confirmed  
158 diagnosis of PTSD, as determined by the Clinician Administered PTSD Scale for DSM-5 (CAPS-5)  
159 (Weathers et al., 2018). The principal investigator (a consultant psychiatrist) confirmed this  
160 through comprehensive psychiatric evaluation and mental state evaluation of the participants  
161 and the administering of a CAPS-5 assessment. Participants who were assessed for the study  
162 but were not enrolled were documented by the investigators. Eligible participants for the study  
163 were those who fulfilled all the inclusion criteria and did not satisfy any of the exclusion criteria.

164 Exclusion criteria were (1) Psychiatric conditions: (a) psychosis, (b) mania or hypomania,  
165 (c) acute suicidality requiring urgent psychiatric intervention and (d) a history of ketamine use  
166 disorder, (2) Physical conditions: (a) participants who have history of epilepsy or unexplained  
167 seizure history, (b) uncontrolled/severe symptomatic cardiovascular disease states including  
168 recent myocardial infarction (within prior 6 months), history of stroke and hypertension (resting  
169 blood pressure >150/100), (c) body weight of >150 kg, (d) history of intracranial mass, intracranial  
170 haemorrhage/stroke, cerebral trauma/traumatic brain injury or increased intracranial pressure

171 (as assessed by referring general practitioner), (f) liver function test (LFT) results out of normal  
 172 range, (g) previous reaction to ketamine (as reported by referring general practitioner and  
 173 participant), (h) participants who are pregnant, currently breastfeeding, or who are planning a  
 174 pregnancy during the trial, (i) participants who are simultaneously engaging in another clinical  
 175 intervention, (j) participants with a history of substance use disorder (excluding ketamine use  
 176 disorder) may be eligible to participate in the study if they abstain from alcohol or illicit substance  
 177 use two weeks prior to participation in the trial and for the remainder of the trial.

178 The physical health of all participants was evaluated through a comprehensive assessment  
 179 that included physical examination, laboratory blood testing, and a review of their medical history  
 180 conducted by the primary investigator/psychiatrist. Throughout the treatment and follow-up  
 181 phase, participants continued their regular prescribed medication as directed by their respective  
 182 healthcare providers. Most individuals in the study were concurrently taking  
 183 psychopharmacological drugs, such as SSRIs, SNRIs, antipsychotics and mood stabilisers (**Table**  
 184 **1**).

185  
 186 **Table 1. CAPS-5 scores, co-morbidities, concomitant psychotropic medications, and index**  
 187 **trauma of study participants at the baseline assessment.**

ID	CAPS-5 score	Additional DSM-5 diagnoses	Psychotropic medications	Index trauma
01 	43	none	Clonidine, Fluoxetine, Lyrica, Seroquel	Childhood
03 	46	cPTSD, MDD, GAD	Diazepam	SA/DV
04 	46	GAD, Chronic insomnia, MDD	none	Childhood
05 	50	MDD	Desvenlafaxine, Quetiapine	Military
13 	57	OSFED, MDD	Escitalopram	MVA
15 	52	MDD, PDD	Duloxetine, Diazepam, Mirtazapine	Death of Child
18 	48	MDD, GAD	Melatonin	Military
21 	64	MDD, SUD	Fluoxetine, Diazepam	Childhood
27 	56	MDD, GAD	Duloxetine, Diazepam	Childhood
28 	54	MDD	Spectrum red THC oil, Medcan fx04	Military
29 	42	MDD, Chronic insomnia	Zopiclone, Temazepam, Diazepam, CBD oil	Military
30 	57	MDD	Agomelatine	Childhood
31 	61	MDD	Paroxetine	Workplace
35 	51	GAD	Escitalopram	Childhood
37 	58	MDD, PMDD	none	SA/DV
40 	54	MDD	none	Workplace
46 	53	MDD	Duloxetine, Mirtazapine, Periciazine	Workplace
49 	54	MDD	Duloxetine, Diazepam	Childhood



50 ▲	53	cPTSD, Chronic insomnia	Diazepam, Pregabalin	Childhood
51 ◆	57	MDD	Melatonin, Phenergan	Childhood
52 ■	51	none	none	Military
53 ●	67	ADHD, MDD	Dexamphetamine, Oxazepam, Temazepam	Childhood

188 All participants met the diagnostic criteria for PTSD as assessed by Clinician Administered  
 189 PTSD Scale for DSM-5 (CAPS-5). Additional DSM-5 diagnoses: ADHD - Attention-Deficit /  
 190 Hyperactivity Disorder, cPTSD – complex PTSD, GAD – Generalised Anxiety Disorder, MDD –  
 191 Major Depressive Disorder, OSFED - Other Specified Feeding or Eating Disorder, PDD -  
 192 Persistent Depressive Disorder (Dysthymia), PMDD - Premenstrual Dysphoric Disorder, SUD –  
 193 Substance Use Disorder (in remission). Psychotropic medications: CBD – Cannabidiol, THC -  
 194 Delta-9-tetrahydrocannabinol. Index traumas: SA/DV – sexual assault/domestic violence, MVA  
 195 – motor vehicle accident.

196

197         Following the provision of informed consent, a psychiatric review was conducted by the  
 198 psychiatrist and study nurses in the form of a semi-structured interviews to elicit a diagnosis of  
 199 PTSD and any comorbidities (**Table 1**), and subsequent eligibility for the study, including all  
 200 wellbeing and safety scales. Data pertaining to demographic details, concomitant  
 201 pharmaceutical treatment and medical conditions were also collected. Vital signs, blood tests  
 202 and urinalysis were taken to establish baselines and confirm the absence of contraindications  
 203 (e.g., uncontrolled hypertension and pregnancy). A registered nurse undertook vital signs and  
 204 urinalysis.

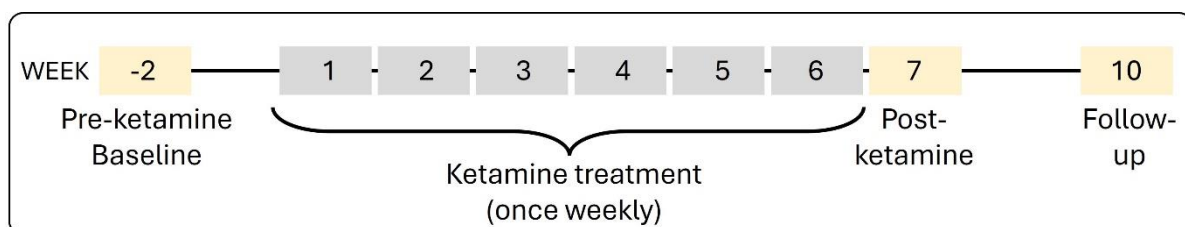
205

## 206 **Study design and treatment**

207         From August 2021 to January 2024, this open-label trial of oral ketamine was conducted  
 208 at the Thompson Institute, University of the Sunshine Coast. A 6-week flexible-dose course of  
 209 oral (racemic) ketamine was administered for the treatment for PTSD, followed by a 4-week  
 210 follow-up phase (i.e., without ketamine) to evaluate the dosing regimen, safety/tolerance, and  
 211 acute and prolonged response rates to once-weekly oral ketamine administration.

212         In the fourteen days prior to the commencement of ketamine treatment, all participants  
 213 underwent a baseline assessment that included a physical examination, urinalysis, laboratory  
 214 blood testing, and review of their medical history. Over a 6-week treatment period, each  
 215 participant was administered one dose of ketamine per week as an oral subanesthetic. Ketamine  
 216 was prescribed by the consultant psychiatrist and administered as a liquid in fruit juice at an  
 217 initial dosage of 0.5 mg/kg by the registered nurse or nurse practitioner. Depending on patient  
 218 tolerance, dose amounts were increased by 0.1–0.5 mg/kg at each treatment, to a maximal dose  
 219 of 3.0 mg/kg at the sixth treatment. The assessment of urinalysis and the presence or absence of  
 220 adverse effects, as determined by tolerability and safety rating instruments, was employed to

221 ascertain ketamine intolerance. Participants were under immediate post-treatment supervision  
222 for a minimum of sixty minutes. For twelve hours post-treatment, participants were instructed to  
223 refrain from engaging in activities that demanded alertness (such as operating a motor vehicle),  
224 adhering to work, or entering legal contracts. On the day of the treatment, they were also required  
225 to arrange for appropriate transportation to and from the location (not allowed to drive  
226 themselves). The overall trial design is illustrated in **Figure 1**, which highlights three significant  
227 time points: (i) "pre-ketamine" (up to -2 weeks prior to first treatment), which comprised the  
228 "baseline" timepoint; (ii) "post-ketamine", which occurred 1–7 days after the final treatment, and  
229 (iii) "follow-up," which occurred 28–32 days after the final treatment, respectively. Phone  
230 evaluations were conducted 24-hours post-treatment to monitor for adverse effects.



231

232 **Figure 1. Oral Ketamine Trial on PTSD (OKTOP) study design.** Following written consent and  
233 eligibility confirmation, OKTOP participants underwent a pre-ketamine baseline assessment  
234 which included physical examination, urinalysis, laboratory blood testing, review of medical  
235 history, full clinical scales assessment (including CAPS-5 for baseline only), research blood  
236 collection, magnetic resonance imaging (MRI) and electroencephalogram (EEG) imaging, and  
237 cognitive functioning assessment. During ketamine treatment, weekly assessments included  
238 physical examination, urinalysis, and full clinical scales assessment, with treatment weeks 3  
239 and 6 also collecting research bloods and MRI & EEG imaging. Post-ketamine and Follow-up  
240 assessments included full clinical scales assessment, laboratory blood testing, research blood  
241 collection, MRI & EEG imaging, and cognitive functioning assessment. This report focuses on the  
242 clinical scale assessment outcomes only.

243

## 244 **Assessments**

245 Physical assessments were conducted at each study visit to monitor participant health  
246 and determine adverse events. At pre-ketamine baseline and prior to all treatments, urinalysis,  
247 using a bedside test, was performed by clinical staff to screen for cystitis. Urine pregnancy  
248 screening was undertaken for females of childbearing age at the pre- and post-ketamine time  
249 points, as well as pregnancy tests as required. At each treatment visit, vital signs (heart rate,  
250 blood pressure, oxygen saturation level, and temperature) were recorded three times: before  
251 ketamine delivery and at 30- and 60-minutes post-treatment. Standard clinical pathology  
252 laboratory blood testing was performed at pre-ketamine baseline, post-ketamine and follow-up



253 and included Full Blood Count (FBC), Urea and Electrolytes (UE), LFT, and Thyroid Function Test  
254 (TFT).

255 In addition to the CAPS-5 assessment (Weathers et al., 2018) conducted at pre-ketamine  
256 baseline, the following clinical rating scales were completed by participants at baseline, post-  
257 ketamine and follow-up timepoints to evaluate the primary and secondary trial outcomes: (a)  
258 PTSD Checklist for DSM-5 (PCL-5), a 20-item self-report measure often used in conjunction with  
259 the CAPS-5 to monitor PTSD symptom change across patient treatment (Blevins et al., 2015;  
260 Weathers et al., 2018); (b) Life Events Checklist for DSM-5 (LEC-5), a 17-item self-report measure  
261 designed to evaluate participant's exposure to potentially traumatic events across the lifetime,  
262 often used in conjunction with CAPS-5 (baseline only) (Elhai et al., 2005); (c) Beck Scale for  
263 Suicide Ideation (BSS), a 21-item clinician-rated scale which examines suicidal intent in patients  
264 (Beck et al., 1979); (d) Montgomery-Asberg Depression Rating Scale (MADRS), a 10-item  
265 clinician-rated scale used to measure the severity of depressive symptoms (Montgomery and  
266 Asberg, 1979); (e) Depression, Anxiety, and Stress Scale (DASS-21), 21-item self-report measure  
267 assessing perceived depressive, anxiety, and stress symptoms (Lovibond and Lovibond, 1995);  
268 (f) Social and Occupational Functioning Assessment Scale (SOFAS), a clinician-rated single-item  
269 scale used to indicate an individual's level of social and occupational functioning (Goldman et  
270 al., 1992); (g) World Health Organization Well-Being Index (WHO-5), a 5-item self-report global  
271 rating scale measuring subjective well-being (Bech et al., 2003); (h) Pittsburgh Sleep Quality  
272 Index –Addendum for PTSD (PSQI-A), a 7-item self-report measure assessing frequency of  
273 disruptive nocturnal behaviours specific to PTSD (Germain et al., 2005); (i) Perceived Stress Scale  
274 (PSS), 10-item self-report measure assessing a patient's perception of stress (Cohen et al.,  
275 1983); (j) Snaith-Hamilton Pleasure Scale (SHAPS), 14-item clinician-rated scale evaluating  
276 anhedonia for neuropsychiatric disorders (Franken et al., 2007).

277 The following safety and tolerability measures were also collected 60 min after each  
278 ketamine dose in-person and 24-hours post-treatment via a phone call: (a) Patient Rated  
279 Inventory of Side Effects (PRISE), 33-item self-report measure assessing side-effects within  
280 specific symptom domains across the past 7 days (Rush et al., 2004); (b) Clinician Administered  
281 Dissociative States Scale (CADSS), a structured clinical interview used to check for present-state  
282 dissociative symptoms (Bremner et al., 1998); (c) Brief Psychiatric Rating Scale (BPRS), an 18-  
283 item clinician-rated scale used as a general measure of psychiatric symptoms such as  
284 depression, anxiety, hallucinations and unusual behaviour (Overall and Gorham, 1988); (d)  
285 Young Mania Rating Scale (YMRS), a 11-item clinician-rated scale used to check for elevated

286 mood (i.e. mania) (Young et al., 1978). CADSS, BPRS and YMRS items relating to positive  
287 symptoms were closely monitored for potential side effects.

288

### 289 **Outcome measures**

290 The primary outcome measure for the study was a reduction in PTSD symptomology with  
291 ketamine treatment, as determined by the PCL-5 scale. A ‘response’ was defined as a  $\geq 50\%$   
292 improvement in PCL-5 score from the pre-ketamine to the post-ketamine visit. A ‘prolonged  
293 response’ was defined as a  $\geq 50\%$  improvement in PCL-5 score from pre-ketamine to the follow-  
294 up visit. Secondary outcome measures included pre-ketamine to follow-up changes in BSS,  
295 DASS-21 (as the three individual subscales of anxiety, depression, and stress), MADRS, SOFAS,  
296 and WHO-5 scores. Additionally, PSQI-A, PSS and SHAPS-C scores were also evaluated pre-  
297 ketamine to follow-up.

298

### 299 **Analysis**

300 Statistical analyses were carried out using SPSS Statistics for Windows, version 27 (IBM Corp,  
301 Armonk, NY). Assumptions were checked for all analyses and reported in results. To test the  
302 primary outcome, a repeated measures ANOVA was conducted with time as the within subjects’  
303 factor (three levels: pre-ketamine, post-ketamine and follow-up timepoints) and PCL-5 as the  
304 dependent variable. Pairwise comparisons of the timepoints were performed with Bonferroni  
305 corrections. Cohen’s d effect sizes were also calculated to further describe differences between  
306 timepoints. Repeat measure ANOVAs were additionally conducted for secondary outcomes,  
307 BSS, MADRS, DASS, SOFAS and WHO-5, as well as PSQI-A, PSS and SHAPS-C, as described  
308 above, with three levels of time. For all tests, significance thresholds were set at  $p < 0.05$ .

309

### 310 **Results**

311 Of the 131 participants pre-screened for this study, n=59 met initial eligibility and n=38  
312 were enrolled in the study. Of these, six participants failed to attend the baseline assessment  
313 and subsequently withdrew, and five participants failed to meet final eligibility (did not meet  
314 CAPS-5 requirement or medical criteria during the baseline assessment). Of the remaining 27  
315 participants, five participants missed more than one treatment week and/or the post-treatment  
316 or follow-up assessment and were removed from analysis. This resulted in a final study cohort of  
317 n=22 participants that met all eligibility criteria and completed all required treatments and  
318 assessments.

319 The study cohort (12 female, 10 male) had a mean age of  $47.07 \pm 13.76$  years (range  
320 22.39-77.93 years) and a mean weight at first treatment of  $90.85 \pm 23.52$  kg. In addition to PTSD,  
321  $n=18$  (82%) met DSM-5 criteria for comorbid major depressive disorder (MDD) and  $n=5$  (26%) met  
322 criteria for comorbid generalised anxiety disorder (GAD). Additionally,  $n=5$  (23%) were  
323 medication-free at trial commencement. The Index Event trauma reported varied for participants  
324 and included childhood trauma ( $n=10$ , 45%), military trauma ( $n=5$ , 23%), workplace trauma ( $n=3$ ,  
325 14%), sexual assault/domestic violence ( $n=2$ , 9%), motor vehicle accident ( $n=1$ , 5%) and death  
326 of a child ( $n=1$ , 5%) (**Table 1**).

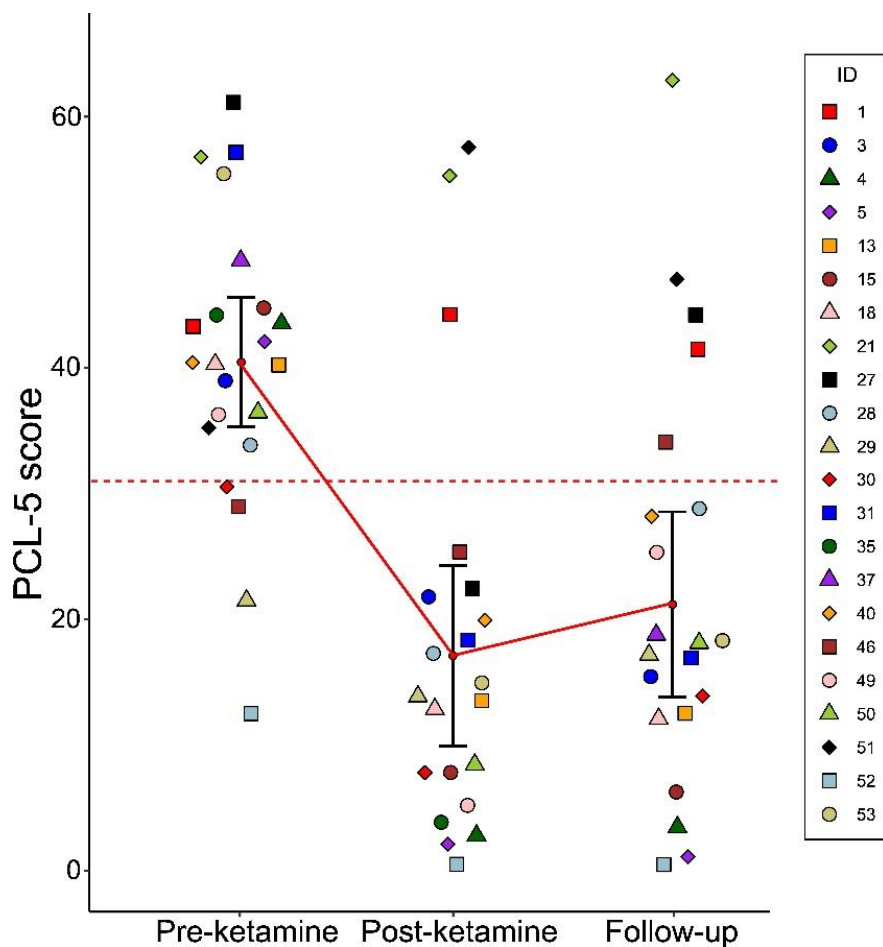
327

### 328 **Primary outcome measure**

329 The mean PCL-5 score was significantly reduced at both post-ketamine ( $16.96 \pm 16.18$ ,  
330  $n=22$ ; range=0–57) and follow-up ( $21.05 \pm 16.62$ ,  $n=22$ ; range=0–63) timepoints (**Figure 2**) when  
331 compared to the pre-ketamine timepoint ( $40.32 \pm 11.61$ ,  $n=22$ ; range=12–61). This was  
332 confirmed by omnibus ANOVA (main effect of time;  $p < 0.001$ ) and significant pairwise  
333 comparisons between pre-ketamine and post-ketamine ( $p < 0.001$ ;  $d=1.30$ ) and follow-up ( $p$   
334  $< 0.001$ ;  $d=1.05$ ) timepoints, respectively. There was a small increase in the PCL-5 score from  
335 post-ketamine to follow-up, however this was not significant (pairwise comparison,  $p=0.110$ ;  
336  $d=-0.47$ ). Thus, at the group level, the PCL-5 score reduced to below the clinical threshold  
337 score of 31 at the post-ketamine timepoint. Furthermore, the mean follow-up PCL-5 score  
338 remained at almost half of the mean pre-ketamine PCL-5 score.

339 The proportion of PCL-5 responders (participants with  $\geq 50\%$  reduction in PCL-5 score)  
340 was 73% at post-treatment and remained at 59% at follow-up (prolonged responders). Notably,  
341  $n=12$  participants were responders at both post-ketamine and follow-up timepoints.

342



343

344 **Figure 2. PTSD Checklist for DSM-5 (PCL-5) scores at major study timepoints.** Points  
 345 represent individual participant PCL-5 scores at Pre-ketamine (baseline), Post-ketamine (1-week  
 346 post-treatment), and Follow-up (1-month post-treatment). Dashed red line signifies threshold  
 347 (>31) indicative of a PTSD diagnosis by PCL-5. Mean and 95% confident interval (CI) are indicated  
 348 by the red circle and error bars, respectively. (Note – all participants met criteria for a clinical  
 349 diagnosis of PTSD by CAPS-5 at Pre-ketamine.)

350

### 351 **Secondary outcome measures**

352 The secondary outcome measures, also collected at pre-ketamine, post-ketamine, and follow-  
 353 up timepoints, all showed significant reductions (**Table 2**). Specifically, the BSS scores reduced  
 354 from 5.68 pre-ketamine to 1.73 post-ketamine and 2.36 at follow-up ( $p < 0.001$ ) and, while the  
 355 mean score for this scale was below the clinical threshold at baseline, this reduction represented  
 356 a significant lowering of suicidality risk in this cohort. Additionally, the MADRS score decreased  
 357 from 32.77 at pre-ketamine (severe depression range) to 8.55 post-ketamine and 9.91 at follow-  
 358 up (mild depression range). The self-rated DASS scale showed significant reductions from pre-  
 359 ketamine to post-ketamine and follow-up across all 3 subscales ( $p < 0.001$ ). Notably, DASS  
 360 scores at the post-ketamine timepoint were all in the ‘Normal’ range, with anxiety and stress  
 361 subscales remaining ‘Normal’ at follow-up, and the depression subscale elevating to only the

362 ‘Mild’ range. SOFAS scores, indicative of social and vocational functioning, significantly  
 363 improved from 59.55 pre-ketamine to 76.82 post-ketamine. The self-rated WHO-5 showed a  
 364 highly significant improvement in quality of life, from 28.55% at pre-ketamine to 54.55% post-  
 365 ketamine (above 50% threshold for depression) and dipping slightly to 49.64% at follow-up.  
 366 Finally, additional measures for sleep (PSQI-A), perceived stress (PSS) and pleasure (SHAPS) all  
 367 showed significant improvements at post-ketamine and follow-up (**Table 2**).

368

369 **Table 2. Mean scores ( $\pm$  standard deviation) for secondary outcomes at pre-ketamine, post-**  
 370 **ketamine and follow up time-points for N=22.**

Scale	Pre-ketamine	Post-ketamine	Follow-up	Sig. test (p), Partial Eta
BSS	5.68 $\pm$ 4.98	1.73 $\pm$ 3.31	2.36 $\pm$ 3.27	F (2,42) =10.12, p<0.001, partial $\eta^2$ =.33
MADRS	32.77 $\pm$ 6.70	8.55 $\pm$ 9.99	9.91 $\pm$ 8.99	F (2,42) =107.0, p<0.001, partial $\eta^2$ = .84
DASS-D	19.00 $\pm$ 9.15	8.00 $\pm$ 8.77	11.27 $\pm$ 10.28	F (2,42) =13.14, p<0.001, partial $\eta^2$ =.39
DASS-A	13.91 $\pm$ 8.45	4.82 $\pm$ 8.46	6.55 $\pm$ 8.10	F (2,42) =13.61, p<0.001, partial $\eta^2$ =.39
DASS-S	21.36 $\pm$ 10.39	10.36 $\pm$ 9.57	12.91 $\pm$ 10.98	F (2,42) =11.71, p<0.001, partial $\eta^2$ =.36
SOFAS	59.55 $\pm$ 18.64	76.82 $\pm$ 15.85	75.91 $\pm$ 17.90	F (2,42) =13.28, p<0.001, partial $\eta^2$ =.39
WHO-5	28.55 $\pm$ 17.64	54.55 $\pm$ 23.67	49.64 $\pm$ 29.77	F (2,42) =15.28, p<0.001, partial $\eta^2$ =.42
PSQI-A	7.32 $\pm$ 4.13	3.32 $\pm$ 3.54	4.18 $\pm$ 4.62	F (2,42) =10.41, p<0.001, partial $\eta^2$ =.33
PSS	23.27 $\pm$ 6.61	14.09 $\pm$ 8.05	15.64 $\pm$ 7.51	F (2,42) =17.56, p<0.001, partial $\eta^2$ =.46
SHAPS	32.14 $\pm$ 6.97	25.68 $\pm$ 8.05	27.00 $\pm$ 9.22	F (2,42) =6.31, p=0.004, partial $\eta^2$ =.23

371 Scales: BSS - Beck Scale for Suicide Ideation, MADRS -Montgomery-Åsberg Depression Rating  
 372 Scale, DASS-D - Depression Anxiety and Stress Scale-Depression subscale, DASS-A -  
 373 Depression Anxiety and Stress Scale-Anxiety subscale, DASS-S - Depression Anxiety and Stress  
 374 Scale-Stress subscale, SOFAS - Social and Occupational Functioning Assessment Scale, WHO-  
 375 5 - World Health Organisation-Five Well-Being Index, PSQI-A - Pittsburgh Sleep Quality Index –  
 376 Addendum for PTSD, PSS – Perceived Stress Scale, SHAPS - Snaith-Hamilton Pleasure Scale  
 377

### 378 **Adverse events and side effects**

379 No serious adverse events were recorded during the study. Transient changes in vital  
 380 signs were observed throughout treatment but no significant variations in heart rate, respiratory  
 381 rate or oxygen saturation were observed. The treatment was generally well tolerated, with no  
 382 participants withdrawing from the trial due to adverse side effects due to the ketamine.

383 The most frequent side effects reported throughout the six weeks of ketamine treatment  
 384 were difficulty sleeping, headache, anxiety, fatigue, poor concentration, decreased energy,  
 385 followed by restlessness, general malaise, dry mouth, dizziness, and dry skin (**Table 3**). These  
 386 side effects were consistent with those observed in a similar low dose oral ketamine trial for

387 suicidality (Can et al., 2021). Reports of distressing side effects decreased from 4% of total  
388 symptoms monitored at treatment 1 to between 1-2% for treatments 2-6 (Table 3).

389

390 **Table 3. Adverse symptoms from Patient Rated Inventory of Side Effects (PRISE).**

Symptoms	Tx1	Tx2	Tx3	Tx4	Tx5	Tx6
<b>Gastrointestinal symptoms</b>						
Diarrhea	3/1	1/0	4/0	4/0	1/0	4/0
Constipation	1/0	1/1	1/1	0/0	1/0	3/0
Dry mouth	7/1	9/0	5/0	7/1	8/0	8/0
Nausea/vomiting	2/0	4/0	0/0	4/0	5/0	3/0
<b>Heart symptoms</b>						
Palpitation (skipping a beat)	0/0	0/0	0/0	2/0	1/0	3/0
Dizziness on standing	3/0	2/0	2/0	3/0	3/0	3/0
Chest pain	0/0	0/0	0/0	1/0	0/0	2/0
<b>Skin symptoms</b>						
Rash	0/0	0/0	1/0	0/0	0/0	0/0
Increased perspiration	3/1	1/1	1/0	2/0	3/0	0/1
Itching	1/0	2/0	1/0	3/0	2/0	4/0
Dry skin	5/1	3/1	2/1	2/1	3/1	5/1
<b>Nervous system symptoms</b>						
Headache	11/1	4/0	7/1	7/2	6/1	8/0
Tremors	0/0	2/0	0/0	2/0	2/0	2/0
Poor coordination	2/0	1/0	1/0	0/0	2/0	1/0
Dizziness	4/0	4/0	2/0	5/0	4/0	3/0
<b>Eyes / ears symptoms</b>						
Blurred vision	1/1	1/1	1/0	1/0	1/1	2/1
ringing in ears	3/0	5/0	4/0	3/1	3/1	5/0
<b>Urinary / menstrual symptoms</b>						
Difficulty urinating	0/0	0/0	0/0	0/0	0/0	0/0
Painful urination	0/0	0/0	0/0	0/0	0/0	0/0
Frequent urination	2/0	1/0	3/0	3/0	3/0	3/0
Menstrual irregularity	1/1	1/0	2/0	2/0	2/0	0/0
<b>Sleep symptoms</b>						
Difficulty sleeping	5/5	7/2	7/2	9/2	5/2	10/1
Sleeping too much	0/1	0/1	1/1	2/0	0/1	1/1
<b>Sexual functioning symptoms</b>						
Loss of sexual desire	2/0	2/0	2/0	1/0	1/0	0/0
Trouble achieving orgasm	1/0	2/0	1/0	1/0	1/0	0/0
Trouble with erections	0/0	0/0	0/0	0/0	0/0	0/0
<b>Other symptoms</b>						
Anxiety	8/4	9/0	12/0	11/0	8/0	9/0
Fatigue	6/4	8/2	8/2	7/2	5/3	7/1
Poor concentration	7/3	7/1	8/1	8/0	8/2	7/0
Decreased energy	6/2	9/1	8/1	8/0	5/1	5/1
General malaise (discomfort)	1/0	3/1	4/0	6/0	3/0	2/0
Restlessness	6/1	7/0	7/0	9/0	5/0	6/0



Other  
4/2 1/0 1/0 0/1 1/1 1/0  
391 Reported as N(tolerable)/N(distressing) from n = 22 participants at 24 hr post-ketamine  
392 treatment weekly.

393

394 Dissociation symptoms were monitored via the CADSS clinical interview 60 min post-  
395 treatment throughout the treatment schedule, as ketamine dosage increased each week based  
396 on patient tolerance. At treatment 1 (with a dosage of 0.5 mg/kg), six participants (27%) reported  
397 mild effects (“I feel slightly detached from what is going on, but I am basically here”), while only  
398 one participant reported moderate effects (“Things seem dreamlike, although I know I am  
399 awake”). As treatments continued, dissociation effects remained limited, with most effects  
400 reported as mild or moderate. Severe dissociation was only reported from one participant at  
401 treatment 4 and two participants at treatment 5 and 6, while extreme dissociation was only  
402 reported from one participant at treatment 5. These effects dissipated quickly and did not impact  
403 the treatment schedule.

404 BPRS positive symptoms (delusion, conceptual disorganisation, hallucination,  
405 excitement, grandiosity, suspiciousness, hostility) were monitored 60 min post-treatment. Only  
406 two participants returned a rating above mild at any point in the study (one at treatment 1  
407 (elevated suspiciousness and hostility) and one at treatment 3 (elevated hostility), however, re-  
408 evaluation at 24-hour post-treatment determined that these symptoms had subsided.

409 Finally, YMRS scores were all below the threshold for mania, with only one participant  
410 having a score of 5 the day after treatment 5 (due to less sleep and irritability) and the remainder  
411 of participants scoring 4 or below throughout the treatment period.

412

## 413 Discussion

414 To the best of our knowledge, this study is the first to explore the feasibility, safety, and  
415 tolerability of low dose oral ketamine in an open-label clinical trial for PTSD treatment. In this  
416 pilot study, six weeks of oral ketamine (administered once a week in liquid form as a drink), led  
417 to significant decreases in PCL-5 scores (the primary outcome measure) from pre-ketamine  
418 baseline to post-ketamine and follow-up assessments. This represented 73% of participants  
419 being classified as responders to the oral ketamine treatment ( $\geq 50\%$  reduction in PCL-5 score at  
420 the 1-week post-treatment assessment) and 59% of participants going on to be prolonged  
421 responders (maintained that  $\geq 50\%$  reduction in PCL-5 score at the 1-month follow-up  
422 assessment). These results are comparable to current IV ketamine trial outcomes for PTSD  
423 treatment (Raghildstveit et al., 2023).

424 In addition to significant improvements in PTSD symptomology (captured by the PCL-5),  
425 several other self-reported and clinician-rated scales also showed significant improvements  
426 with low dose oral ketamine treatment. This is an important finding, as over three-quarters of  
427 individuals diagnosed with PTSD are found to meet the criteria for at least one additional mental  
428 illness (American Psychiatric Association, 2013). In this study, low dose oral ketamine was seen  
429 to significantly improve co-morbid symptoms related to depression (via MADRS and DASS-D),  
430 suicidal ideation (via BSS), anxiety (via DASS-A), and stress (via DASS-S and PSS), as well as  
431 improve social and occupational functioning (via SOFAS), sleep (via PSQI-A) and overall pleasure  
432 and wellbeing (via SHAPS and WHO-5). These co-morbidities or functional impairments add a  
433 substantial burden to individuals living with PTSD. The finding that ketamine can improve this  
434 spectrum of symptoms in a short period of time is promising for future trials to determine efficacy  
435 and treatment strategies.

436 A deliberate and important aspect to this open-label pilot trial was the conservative and  
437 stepped protocol designed to gradually increase the oral ketamine dosages administered over  
438 the treatment period. Determining the minimum dose of a medication that is both effective and  
439 tolerable involves striking a balance between minimising side effects and maximising the  
440 achievable efficacy. Despite the extensive body of research examining the impact of ketamine  
441 on diverse psychiatric disorders (Sanacora and Katz, 2018), the dose–response relationship and  
442 optimal drug administration route for ketamine remains inadequately understood. The approach  
443 employed in this study was conservative in both the maximum dosage administered and the  
444 frequency of dosage. The upper limit for oral ketamine dosage was set at 3 mg/kg, which differs  
445 from earlier research findings that have reported dosages as high as 7 mg/kg (Hartberg et al.,  
446 2018). Moreover, previous research has described more frequent dosing schedules with oral  
447 ketamine (from once every 3 days to multiple doses per day) (Al Shirawi et al., 2017; Iglewicz et  
448 al., 2015), which is in contrast to the frequency of administration in this study (once per week).  
449 By adopting an initial lower dose, this protocol was designed to assess each patient's tolerance  
450 to oral ketamine before gradually increasing it. This strategy has been proven successful in this  
451 type of study in adults with TRD and chronic suicidality previously (Can et al., 2021). As a result,  
452 the administration of low dose oral ketamine was well received and tolerated by study  
453 participants, with the majority of reported side effects being mild and transient. Importantly, all  
454 reported side effects from oral ketamine were resolved prior to a participant's discharge from the  
455 study. Comparatively, IV administration of ketamine has been correlated with a higher incidence  
456 of adverse effects compared to oral administration, and have encompassed physical  
457 manifestations such as headaches, dizziness, alterations in vital signs, as well as acute mental

458 manifestations such as dissociation, anxiety, and agitation (Short et al., 2018). Additional study  
459 in the oral ketamine space has indicated that the extended-release formulation of oral ketamine  
460 also offers enhanced tolerability in relation to physical symptoms and dissociations (Glue et al.,  
461 2020). These results offer a solid foundation to continue exploring oral ketamine as a safe, well-  
462 tolerated form of ketamine treatment.

463 There were several notable limitations associated with this study that need to be  
464 acknowledged. Firstly, the study sample size (n=22) was relatively small and an assessment of  
465 the findings must be conducted with this in mind. Secondly, the study was open-label, with  
466 neither a placebo/active control nor a comparator study group for the oral ketamine treatment  
467 group, which limits the generalisability of the findings to the population level. Thirdly, the  
468 participants were permitted to continue with their existing treatment programs (both  
469 psychological interventions and psychopharmacological medications), and oral ketamine was  
470 administered to participants as an augmentation. Given this, it is difficult to disentangle the  
471 contribution of the ongoing, concurrent medications/treatments. When viewed from this angle,  
472 one cannot rule out the possibility of combined or synergic effects brought about by the  
473 interaction of ketamine with other treatments. However, despite these limitations, this study  
474 represents a “real-world” trial of how oral ketamine could be integrated into the ongoing  
475 treatment programs of patients with PTSD and demonstrates that this treatment approach is  
476 feasible and well-tolerated in this population.

477 In contrast to conventional antidepressants (which focus primarily on monoaminergic  
478 neurotransmitters and have slow-acting effects), ketamine (via its rapid-acting glutamatergic  
479 effects) offers an important and viable treatment option for symptoms of PTSD. In this respect,  
480 this open-label clinical trial has demonstrated that low dose oral ketamine is feasible, safe, and  
481 tolerable in adults with PTSD. More research is now required in the form of larger, randomised  
482 and blinded trials to elucidate oral ketamine’s optimal dosage levels, treatment timing/protocol,  
483 and further characterise short- and long-term safety in PTSD treatment. With clinical outcomes  
484 comparable to IV infusion studies, this present study has demonstrated that low dose oral  
485 ketamine is a safe option for the treatment of PTSD and has contributed important additional  
486 information to the growing research evidence for ketamine in mental health treatment.

487

#### 488 **Acknowledgement**

489 The authors express their sincere gratitude to the participants of the OKTOP study. The funding  
490 for this project was provided by the internal budget of the Thompson Institute. The authors  
491 declare that they have no conflict of interest.

## 492 **References**

- 493 Adetunji, B., Mathews, M., Williams, A., Budur, K., Mathews, M., Mahmud, J., Osinowo, T., 2005. Use  
494 of antipsychotics in the treatment of post-traumatic stress disorder. *Psychiatry (Edgmont)* 2, 43-47.  
495
- 496 Al Shirawi, M.I., Kennedy, S.H., Ho, K.T., Byrne, R., Downar, J., 2017. Oral Ketamine in Treatment-  
497 Resistant Depression: A Clinical Effectiveness Case Series. *J Clin Psychopharmacol* 37, 464-467.  
498
- 499 American Psychiatric Association, 2013. Diagnostic and statistical manual of mental disorders: DSM-  
500 5. American Psychiatric Publishing, Inc., Arlington, VA, US.  
501
- 502 Andrade, C., 2019. Oral Ketamine for Depression, 1: Pharmacologic Considerations and Clinical  
503 Evidence. *J Clin Psychiatry* 80.  
504
- 505 Asnis, G.M., Kohn, S.R., Henderson, M., Brown, N.L., 2004. SSRIs versus Non-SSRIs in Post-traumatic  
506 Stress Disorder. *Drugs* 64, 383-404.  
507
- 508 Australian Bureau of Statistics 2020-21. National Study of Mental Health and Wellbeing.  
509
- 510 Bech, P., Olsen, L.R., Kjoller, M., Rasmussen, N.K., 2003. Measuring well-being rather than the  
511 absence of distress symptoms: a comparison of the SF-36 Mental Health subscale and the WHO-Five  
512 Well-Being Scale. *Int J Methods Psychiatr Res* 12, 85-91.  
513
- 514 Beck, A.T., Kovacs, M., Weissman, A., 1979. Assessment of suicidal intention: the Scale for Suicide  
515 Ideation. *J Consult Clin Psychol* 47, 343-352.  
516
- 517 Benjet, C., Bromet, E., Karam, E.G., Kessler, R.C., McLaughlin, K.A., Ruscio, A.M., Shahly, V., Stein,  
518 D.J., Petukhova, M., Hill, E., Alonso, J., Atwoli, L., Bunting, B., Bruffaerts, R., Caldas-de-Almeida, J.M.,  
519 de Girolamo, G., Florescu, S., Gureje, O., Huang, Y., Lepine, J.P., Kawakami, N., Kovess-Masfety, V.,  
520 Medina-Mora, M.E., Navarro-Mateu, F., Piazza, M., Posada-Villa, J., Scott, K.M., Shalev, A., Slade, T.,  
521 ten Have, M., Torres, Y., Viana, M.C., Zarkov, Z., Koenen, K.C., 2016. The epidemiology of traumatic  
522 event exposure worldwide: results from the World Mental Health Survey Consortium. *Psychol Med*  
523 46, 327-343.  
524
- 525 Berger, W., Mendlowicz, M.V., Marques-Portella, C., Kinrys, G., Fontenelle, L.F., Marmar, C.R.,  
526 Figueira, I., 2009. Pharmacologic alternatives to antidepressants in posttraumatic stress disorder: a  
527 systematic review. *Prog Neuropsychopharmacol Biol Psychiatry* 33, 169-180.  
528
- 529 Berman, R.M., Cappiello, A., Anand, A., Oren, D.A., Heninger, G.R., Charney, D.S., Krystal, J.H., 2000.  
530 Antidepressant effects of ketamine in depressed patients. *Biol Psychiatry* 47, 351-354.  
531
- 532 Blevins, C.A., Weathers, F.W., Davis, M.T., Witte, T.K., Domino, J.L., 2015. The Posttraumatic Stress  
533 Disorder checklist for DSM-5 (PCL-5): Development and initial psychometric evaluation. *J Trauma*  
534 *Stress* 28, 489-498.  
535
- 536 Bremner, J.D., Krystal, J.H., Putnam, F.W., Southwick, S.M., Marmar, C., Charney, D.S., Mazure, C.M.,  
537 1998. Measurement of dissociative states with the Clinician-Administered Dissociative States Scale  
538 (CADSS). *J Trauma Stress* 11, 125-136.  
539
- 540 Brunet, A., Sapkota, R.P., Guragain, B., Tremblay, J., Saumier, D., Kirmayer, L.J., 2021. Tackling the  
541 global problem of traumatic stress in low-income countries: a pilot clinical trial comparing  
542 reconsolidation therapy to paroxetine in Nepal. *BMC Psychiatry* 21, 434.

543  
544 Can, A.T., Hermens, D.F., Dutton, M., Gallyay, C.C., Jensen, E., Jones, M., Scherman, J., Beaudequin,  
545 D.A., Yang, C., Schwenn, P.E., Lagopoulos, J., 2021. Low dose oral ketamine treatment in chronic  
546 suicidality: An open-label pilot study. *Transl Psychiatry* 11, 101.  
547  
548 Cohen, S., Kamarck, T., Mermelstein, R., 1983. A global measure of perceived stress. *J Health Soc*  
549 *Behav* 24, 385-396.  
550  
551 Elhai, J.D., Gray, M.J., Kashdan, T.B., Franklin, C.L., 2005. Which instruments are most commonly  
552 used to assess traumatic event exposure and posttraumatic effects?: A survey of traumatic stress  
553 professionals. *J Trauma Stress* 18, 541-545.  
554  
555 Ferguson, J.M., 2001. SSRI Antidepressant Medications: Adverse Effects and Tolerability. *Prim Care*  
556 *Companion J Clin Psychiatry* 3, 22-27.  
557  
558 Franken, I.H., Rassin, E., Muris, P., 2007. The assessment of anhedonia in clinical and non-clinical  
559 populations: further validation of the Snaith-Hamilton Pleasure Scale (SHAPS). *J Affect Disord* 99, 83-  
560 89.  
561  
562 Frazer, A., Benmansour, S., 2002. Delayed pharmacological effects of antidepressants. *Mol*  
563 *Psychiatry* 7 Suppl 1, S23-28.  
564  
565 Germain, A., Hall, M., Krakow, B., Katherine Shear, M., Buysse, D.J., 2005. A brief sleep scale for  
566 Posttraumatic Stress Disorder: Pittsburgh Sleep Quality Index Addendum for PTSD. *J Anxiety Disord*  
567 19, 233-244.  
568  
569 Glue, P., Medlicott, N.J., Neehoff, S., Surman, P., Lam, F., Hung, N., Hung, C.T., 2020. Safety and  
570 efficacy of extended release ketamine tablets in patients with treatment-resistant depression and  
571 anxiety: open label pilot study. *Ther Adv Psychopharmacol* 10, 2045125320922474.  
572  
573 Goldman, H.H., Skodol, A.E., Lave, T.R., 1992. Revising axis V for DSM-IV: a review of measures of  
574 social functioning. *Am J Psychiatry* 149, 1148-1156.  
575  
576 Green, B., 2013. Post-traumatic stress disorder: New directions in pharmacotherapy. *Advances in*  
577 *Psychiatric Treatment* 19, 181-190.  
578  
579 Hartberg, J., Garrett-Walcott, S., De Gioannis, A., 2018. Impact of oral ketamine augmentation on  
580 hospital admissions in treatment-resistant depression and PTSD: a retrospective study.  
581 *Psychopharmacology (Berl)* 235, 393-398.  
582  
583 Iglewicz, A., Morrison, K., Nelesen, R.A., Zhan, T., Iglewicz, B., Fairman, N., Hirst, J.M., Irwin, S.A.,  
584 2015. Ketamine for the treatment of depression in patients receiving hospice care: a retrospective  
585 medical record review of thirty-one cases. *Psychosomatics* 56, 329-337.  
586  
587 Jeffreys, M., Capehart, B., Friedman, M.J., 2012. Pharmacotherapy for posttraumatic stress disorder:  
588 review with clinical applications. *J Rehabil Res Dev* 49, 703-715.  
589  
590 Kim, J., Farchione, T., Potter, A., Chen, Q., Temple, R., 2019. Esketamine for Treatment-Resistant  
591 Depression - First FDA-Approved Antidepressant in a New Class. *N Engl J Med* 381, 1-4.  
592 Kurdi, M.S., Theerth, K.A., Deva, R.S., 2014. Ketamine: Current applications in anesthesia, pain, and  
593 critical care. *Anesth Essays Res* 8, 283-290.

- 594  
595 López-Ojeda, W., Hurley, R.A., 2022. Extended Reality Technologies: Expanding Therapeutic  
596 Approaches for PTSD. *J Neuropsychiatry Clin Neurosci* 34, A4-5.  
597  
598 Lovibond, S.H., Lovibond, P.F., 1995. *Manual for the Depression Anxiety Stress Scales (2nd Ed.)*.  
599 Psychology Foundation, Sydney.  
600  
601 Mills, K.L., McFarlane, A.C., Slade, T., Creamer, M., Silove, D., Teesson, M., Bryant, R., 2011.  
602 Assessing the prevalence of trauma exposure in epidemiological surveys. *Aust N Z J Psychiatry* 45,  
603 407-415.  
604  
605 Montgomery, S.A., Asberg, M., 1979. A new depression scale designed to be sensitive to change. *Br J*  
606 *Psychiatry* 134, 382-389.  
607  
608 Muhorakeye, O., Biracyaza, E., 2021. Exploring Barriers to Mental Health Services Utilization at  
609 Kabutare District Hospital of Rwanda: Perspectives From Patients. *Front Psychol* 12, 638377.  
610  
611 Norman, S., Hamblen, J., Schnurr, P.P., 2023. Overview of Psychotherapy for PTSD, PTSD: National  
612 Center for PTSD. US. Department of Veterans Affairs, online.  
613  
614 Overall, J.E., Gorham, D.R., 1988. The Brief Psychiatric Rating Scale (BPRS): recent developments in  
615 ascertainment and scaling. *Psychopharmacology bulletin*.  
616  
617 Ragnhildstveit, A., Roscoe, J., Bass, L.C., Averill, C.L., Abdallah, C.G., Averill, L.A., 2023. The potential  
618 of ketamine for posttraumatic stress disorder: a review of clinical evidence. *Ther Adv*  
619 *Psychopharmacol* 13, 20451253231154125.  
620  
621 Rush, A.J., Fava, M., Wisniewski, S.R., Lavori, P.W., Trivedi, M.H., Sackeim, H.A., Thase, M.E.,  
622 Nierenberg, A.A., Quitkin, F.M., Kashner, T.M., Kupfer, D.J., Rosenbaum, J.F., Alpert, J., Stewart, J.W.,  
623 McGrath, P.J., Biggs, M.M., Shores-Wilson, K., Lebowitz, B.D., Ritz, L., Niederehe, G., Group, S.D.I.,  
624 2004. Sequenced treatment alternatives to relieve depression (STAR\*D): rationale and design.  
625 *Control Clin Trials* 25, 119-142.  
626  
627 Sanacora, G., Katz, R., 2018. Ketamine: A Review for Clinicians. *Focus (Am Psychiatr Publ)* 16, 243-  
628 250.  
629  
630 Sareen, J., 2014. Posttraumatic stress disorder in adults: impact, comorbidity, risk factors, and  
631 treatment. *Can J Psychiatry* 59, 460-467.  
632  
633 Short, B., Fong, J., Galvez, V., Shelker, W., Loo, C.K., 2018. Side-effects associated with ketamine use  
634 in depression: a systematic review. *Lancet Psychiatry* 5, 65-78.  
635  
636 Thomas, E., Stein, D.J., 2017. Novel pharmacological treatment strategies for posttraumatic stress  
637 disorder. *Expert Rev Clin Pharmacol* 10, 167-177.  
638  
639 Veraart, J.K.E., van Westenbrugge, M., van Wulfften Palthe, J.E., van der Meij, A., Schoevers, R.A., de  
640 Jong, J., 2023. Repeated oral esketamine in patients with treatment resistant depression and  
641 comorbid posttraumatic stress disorder. *Heliyon* 9, e15883.  
642  
643 Watkins, L.E., Sprang, K.R., Rothbaum, B.O., 2018. Treating PTSD: A Review of Evidence-Based  
644 Psychotherapy Interventions. *Front Behav Neurosci* 12, 258.



- 645  
646 Weathers, F.W., Bovin, M.J., Lee, D.J., Sloan, D.M., Schnurr, P.P., Kaloupek, D.G., Keane, T.M., Marx,  
647 B.P., 2018. The Clinician-Administered PTSD Scale for DSM-5 (CAPS-5): Development and initial  
648 psychometric evaluation in military veterans. *Psychol Assess* 30, 383-395.  
649
- 650 Young, R.C., Biggs, J.T., Ziegler, V.E., Meyer, D.A., 1978. A rating scale for mania: reliability, validity  
651 and sensitivity. *Br J Psychiatry* 133, 429-435.
- 652