

1 **Assessment of the implementation of iron and folic acid tablets supplementation to in-**
2 **school girls in Nanumba South District of Northern Region, Ghana**

3 Nayina Bakunboa Isaac Razak^{1*}, Robert Kogi^{2,3}, Jean Claude Ndayishimiye³ & Samuel Yaw
4 Opoku⁴

5 ¹Ghana Health Service, Nanumba South District Health Directorate, P. O. Box 7, Wulensi

6 ²Ghana Health Service, Asunafo South District Health Directorate, P. O. Box 22, Kukuom

7 ³School of Public Health, College of Health Sciences, University of Ghana, Legon, Accra,

8 ⁴School of Public Health and Allied Sciences, Catholic University of Ghana

9 ***Corresponding Author:** Nayina Bakunboa Isaac Razak

10 **Email:** nayinazak82@gmail.com

11

12 **Abstract**

13 Iron deficiency is a leading cause of morbidity and mortality among adolescent girls 10–
14 19 years of age globally. Despite the free weekly iron and folic acid supplementation, prevalence
15 of anaemia among adolescent females still between 24% to 64.6%. This study sought to identify
16 the factors affecting the implementation of iron and folic acid program to a school-based anaemia
17 reduction in the Nanumba South District, Northern Region, Ghana.

18 A cross-sectional analytical study was carried out. And a simple random sampling method
19 was used to select the schools and the adolescent girls, while purposive sampling was used to select
20 school health coordinators and health staff. The outcome variable was IFA compliance and
21 exposures were knowledge on anaemia and IFAS program, as well as socio-demographic factors
22 (Age, marital status, level of education, gestational age, parity, gestation age, and occupation).
23 Adolescent girls who consumed at least five tablets of the expected dose in the previous 7 weeks
24 (1 tablet per week) which is equivalent to consuming 70% of the expected dose before the day of
25 the data collection were considered compliant. Respondents who were able to get “1” in all the
26 four knowledge questions were considered to have good level of knowledge. Occupation level of
27 parents was self-identified by the respondents. Multivariable logistic regression analysis was
28 performed to identify the predictors of the outcome variable. Significance level was set at $p < 0.05$.

29 The level of knowledge about benefits of iron and folic acid supplementation was generally
30 high in this study (88.0%). Overall, the majority (65.7%) of the respondents complied with iron
31 and folic acid supplementation. Father’s occupational level was the only variable, which was
32 significantly associated with adolescent girls’ IFA consumption compliance ($p = 0.002$). The odds
33 of compliance among respondents who were 17-25 years was significantly 56% times lower
34 compared to those who were 10-16 years (AOR = 0.44 (95% CI: 0.21-0.96) $p = 0.038$). Adolescent

35 girls of Kokomba ethnic group were also 83% less likely to comply with iron and folic acid
36 consumption (AOR = 0.17 (95% CI: 0.03-0.89) p = 0.036).

37 In conclusion, the study highlighted high compliance with the IFA among respondents,
38 emphasizing the critical roles of teachers and health workers in counseling, monitoring, and
39 supervision, while identifying age 17-25 years and Kokomba ethnic group being less significant
40 factors influencing compliance. It is recommended that the role of teachers and health workers in
41 the IFAS program should be strengthened, while addressing barriers to compliance among older
42 adolescents and engaging families.

43 **Introduction**

44 Iron deficiency anaemia in adolescents remains a major public health challenge. The
45 prevalence of nutritional anaemia among adolescent girls in developing countries, particularly in
46 low- and middle-income countries (LMICs), is alarmingly high. In West and Central Africa, the
47 prevalence of adolescent anaemia remained high at 45% over the last two decades [1]. A broader
48 analysis across twenty-four (24) LMICs indicated anaemia pooled prevalence of 41.58% among
49 young women aged 15-24 [2].

50 While adolescence is a time of remarkable growth and development, iron deficiency can
51 impair growth and delay sexual menstruation among young girls [3]. During this time, about 20%
52 of final adult height and 50% of adult weight are attained [4]. Due to their increased nutritional
53 requirements during growth and development as well as menstrual blood loss, adolescent girls are
54 more likely to develop iron deficiency related anemia [5]. To prevent anaemia and maintain growth
55 during adolescence, the weekly intermittent iron and folic acid supplementation (IFA) has been
56 recommended by the World Health Organization [6]. It entails providing adolescent girls a
57 supplement once each week for a specific amount of time that contains both iron and folic acid
58 [7].

59 Despite the free weekly iron and folic acid supplementation, prevalence of anaemia among
60 adolescent females remains between 24% [8] to 64.6% [9]. Anaemia has complex and long-term
61 consequences, especially in adolescent girls, and it is also related to children morbidity and
62 mortality [10]. To encourage the intake of IFA tablets across many settings and populations, these
63 are provided free of charge utilizing school institutions as a distribution channel for adolescent
64 girls as one of the target groups. In Ghana, the Girls' Iron-Folic acid Tablet Supplementation
65 (GIFTS) program, which is an integrated health and nutrition education program with intermittent

66 weekly IFA supplementation, was designed to reach adolescent girls ages 10–19 years
67 simultaneously through two delivery platforms: schools and local health centers. In October 2017,
68 the first phase of the program began in the Brong-Ahafo, Northern, Upper East, and Volta regions
69 of Ghana [11].

70 The success of the iron supplementation program depends largely on the effectiveness of a
71 delivery system and the compliance of the target recipients. The school is the most efficient
72 channel for the delivery of health services to schoolchildren and is considered a high-priority area
73 for public health education [12, 13,14]. However, the effectiveness of programs that aim to
74 supplement iron has been questioned because of the low efficiency of health services and poor
75 compliance of the target recipients [15]. Undeniably, there have been several studies of the barriers
76 and facilitators to compliance with IFA supplementation in the GIFTS program in many settings
77 in Ghana [16,17,18]. Unfortunately, none of these studies has been conducted among adolescent
78 girls in the Nanumba South District. Hence, this study was carried out to assess the factors affecting
79 the implementation of IFA program to a school-based anaemia reduction program with weekly
80 iron and folic acid supplementation in the Nanumba South District.

81 **Methods**

82 **Study Design**

83 A school-based cross-sectional analytical study was used in carrying out this study. This
84 design was chosen because we intended to gain immediate knowledge and information on IFAS
85 in the Nanumba South District.

86 **Study Population**

87 All Adolescent girls attending junior high school in the Nanumba South District were the
88 source population. The study population consisted of randomly sampled girls who were attending
89 junior high school in the study area in the third term of the 2022/2023 academic year. Junior high
90 school students were used because they are typically adolescents, who are at a critical growth stage
91 with increased nutritional demands [19]. In addition, adolescents, particularly girls, are more prone
92 to iron deficiency anaemia due to factors such as menstruation and rapid physical growth
93 [20,21,22].

94 Girls who were absent and those who declined to participate in the study were excluded.
95 School health coordinators of the randomly selected schools and health staff were also selected to
96 participate in the study.

97 **Sample Size Determination and Sampling Technique**

98 The sample size was determined using Cochran's formula $N = (Z^2 \times p(1 - p))/d^2$ [23] with
99 95% confidence interval and 5% margin of error with compliance rate of 26.2% [16] as reported
100 in the Tamale Metropolis, where N is the sample size, Z (statistic) = 1.96, p (compliance rate) =
101 0.262, and d (margin of error) = 0.05:

$$102 \quad N = \frac{(1.96)^2 \times 0.262(1 - 0.262)}{(0.05)^2} = 294.519$$

103 The calculated sample size was therefore 295. After adding a 10% non-response rate, the
104 final sample size obtained was 324.

105 Simple random sampling was used to select the schools and the adolescent girls, while
106 purposive sampling was used to select the school health coordinators and health staff. The lottery

107 method was used to select the schools. The names of all junior high schools in the district were
108 written on pieces of paper and placed in a bowl. With blind draw, the schools were randomly
109 picked one by one without replacement until the expected number of 20 schools were reached. The
110 final sample size of 324 was proportionally allocated to the 20 schools based on the enrolment of
111 girls in each school. The study respondents were selected from each class through simple random
112 sampling using random numbers generated for each class using the girls' attendance register.
113 Twenty-one school health coordinators in the selected schools and 14 health staff in charge of the
114 school health services (6 oversaw two schools each) were purposively sampled to participate in
115 the study. The proportional allocation of the sample size based on school enrolment led to the
116 application of sampling weights during analysis to ensure that larger schools (with more girls) did
117 not unduly influence results compared to smaller schools.

118 **Study Variables**

119 The dependent variable was IFA compliance level (intake). The independent variables
120 were knowledge on anaemia, knowledge on the IFAS program, socio-demographic factors of girls
121 (e.g. age, marital status, level of education, and occupation of parents).

122 **Data Collection Tool and Technique**

123 A structured pre-tested questionnaire was used to collect the data with the help of
124 interviewer-assisted questionnaire administration. The data collection tool was adopted and
125 modified from similar published studies [24, 25, 26,27]. Pretesting of the data collection tool was
126 done in Nanumba North District, since it shares similar characteristics with the study area.

127 A prior permission was sought from headmasters and health coordinators of the selected
128 schools through formal writing. The questionnaire, which was mostly closed-ended with multiple
129 choice and dichotomous responses, was divided into sections and administered to both adolescent
130 girls and teachers as well as health staff. The expected duration for participation in this study was
131 15 to 20 minutes per respondent, and the entire duration for the data collection and the study started
132 on 1st August 2022 to 28th February 2023.

133 One-day training was organized for the data collectors on 26th July 2022. They were trained
134 on the objectives of the study, how to ensure confidentiality of the data, and how to fill the
135 questionnaire. The data collectors were also trained on how to initiate the interview process by
136 reading the informed consent to every respondent for voluntary participation. After data collection,
137 the investigators reviewed each questionnaire to ensure the accuracy and completeness of the data
138 collected.

139 **Data Analysis**

140 The data was coded and analyzed using STATA 17.0 (Stata Corp, College Station, TX).
141 Sociodemographic characteristics, level of compliance, and knowledge of anaemia and IFAS
142 program was first presented in text, figures, and tables using descriptive statistics such as
143 frequencies and percentages. Bivariate logistic and Multivariate logistic regression tests were
144 performed to determine the association between the sociodemographic characteristics, knowledge
145 on anaemia and IFAS program and the outcome variable (compliance level). Crude and adjusted
146 odds ratios with their respective confidence intervals (95%) were computed to determine the
147 strength of association of each variable.

148 IFAS compliance level was measured based on the number of tablets consumed in the past
149 7 weeks to the conduct of this study. Adolescent girls who consumed at least five tablets of the
150 expected dose in the previous 7 weeks (1 tablet per week) which is equivalent to consuming 70%
151 of the expected dose before the day of the data collection were considered compliant. Adolescent
152 girls who consumed less than five tablets were considered noncompliant [28]. Records kept by the
153 school health coordinators were used to validate each respondent's compliance status.

154 A correct response was scored "1" for respondents who answered at least one cause (s) of
155 anaemia, signs and symptoms of anaemia, consequences of anaemia, and prevention of anaemia
156 correctly and an incorrect response was scored "0" on anaemia. Respondents who were able to get
157 "1" in all the four questions were considered to have good level of knowledge. Knowledge of the
158 IFAS program was scored "1" for good knowledge and an incorrect answer was scored "0" for
159 poor knowledge item on why they are given the tablet, benefits of taking IFA tablet, food that
160 inhibits iron and folic acid absorption, side effects of taking IFA tablets, and why girls are given
161 the iron and folic acid tablet. Respondents who answered correctly at least four question (s) were
162 those considered having good knowledge on the IFAS program while those who scored below the
163 four marks were considered as having poor knowledge [29]. The study sought to identify and
164 categorize levels of knowledge among respondents on both anaemia and IFA program, and
165 acknowledging at least one correct answer allowed for the recognition of some baseline
166 understanding. P-value less than 0.05 was used as cut-off point to see the presence of statistically
167 significant association.

168 **Ethical Considerations**

169 Ethical clearance for the study was sought from the Ghana Health Service Ethics Review
170 Committee (Protocol number: **GHS-ERC:043/09/22**). Approval letter for the study was granted

171 by the Nanumba South District Health Directorate of Ghana Health Service, while permission to
172 go into the school was obtained from the Nanumba South District Education Office. Written
173 informed assent was obtained from underage participants (those below 17 years) in their schools
174 while another written informed consent was obtained from the parents of the girls. Selected girls
175 were given the informed consent forms to send home for their parents to thumbprint/sign signaling
176 their agreement for their child to participate in the study.

177 **Results**

178 **Socio-demographic Characteristics of Respondents**

179 From Table 1, the total number of respondents (adolescent girls) in this study was 324 with a mean
180 age of 16.15 (± 2.06). More than half (56.8%) of the respondents were within the age range of 10
181 to 16 years with a little above two-third (68.2%) in form 2. Also, more than half (57.7%) of the
182 respondents were from Kokomba ethnic group, while some 54.9% of them were affiliated to the
183 Christian religion. Most (81.2%) of the respondents' mothers had no formal education. In addition,
184 less than three-quarters (71.0%) of the respondents' fathers had no formal education. Finally, while
185 a little above two-third (67.3%) of the mothers were farmers, majority (80.6%) of the fathers were
186 engaged in the same occupation (farming).

187 **Table 1: Socio-demographic characteristics of adolescent schoolgirls, Nanumba South**
188 **District, Northern region, Ghana.**

Variables	Frequency (n=324)	Percentage (%)
Age (Years) (\bar{x} : 16.15, SD: 2.06)		
10-16	184	56.8
17-25	140	43.2
Class		
JHS 1	103	31.8
JHS 2	221	68.2
Ethnicity		
Dagomba	119	36.7

Fulano	11	3.4
Kokomba	187	57.7
Others	7	2.2
Religion		
Christianity	178	54.9
Islam	126	38.9
Traditional	20	6.2
Mother's level of education		
No formal education	263	81.2
Basic/Primary	41	12.7
Higher education	20	6.1
Father's level of education		
No formal education	230	71.0
Basic/Primary	40	12.4
Higher education	54	16.6
Mother's Occupation		
Farmer	218	67.3
Trader	79	24.4
Others	27	8.3
Father's Occupation		
Farmer	261	80.6
Trader	25	7.7
Others	38	11.7

189

190 **Level of knowledge on iron and folic acid supplementation among adolescent**
 191 **girls**

192 From Table 2, the majority (59.0%) of the respondents indicated that they have heard about
 193 anaemia. Among those who have heard about anaemia, most of them heard it from their
 194 schoolteachers (52.4%), followed by those who heard it from health personnel (41.4%). The most
 195 common symptoms of anaemia identified in this study were pale skin (40.3%). In addition, the
 196 most major causes of anaemia among adolescent girls were identified to be iron deficiency, heavy
 197 menstrual bleeding, and infection (29.3%, 21.5%, and 13.1% respectively). Even though almost
 198 one-quarters (24.1%) of the respondents knew that anaemia decreases work capacity, and impact
 199 on school performance (23.6%) and delay mental and physical development (20.4%), some (31.9%)
 200 did not know any effect (s) of anaemia on adolescent girls. Moreover, more than one-quarter

201 (28.3%) of the respondents knew that anaemia can be prevented by eating iron-rich foods.
 202 However, less than two-third (56.2%) of the respondents could not identify any iron-rich foods.
 203 Moreover, a little below two-third (68.5%) of the respondents did not also know the food that aid
 204 iron absorption, while less than three-quarter (70.4%) of them couldn't also identify any beverage
 205 which decrease iron absorption. Finally, a greater proportion (96.3%) of the respondents indicated
 206 that they have heard about IFA supplementation.

207 **Table 2: Knowledge of adolescent girls on anaemia and the IFAS program, Nanumba South**
 208 **District, Northern region, Ghana.**

Variables	Frequency (n=324)	Percentage (%)
Heard anaemia		
No	133	41.0
Yes	191	59.0
Source of information**		
Health personnel	79	41.4
Family members	3	1.6
Friends/neighbors	5	2.5
Media	4	2.1
School teacher	100	52.4
Symptoms of anaemia**		
More likely to become sick	42	22.0
Pale skin (pallor)	77	40.3
Weakness	43	22.5
Don't know	29	15.2
Causes of anaemia**		
Iron deficiency	56	29.3
Folic acid deficiency	19	9.9
Infection	25	13.1
Heavy menstrual bleeding	41	21.5
Don't know	50	26.2
Effects of anaemia on adolescent girls**		
Decreased work capacity	46	24.1
Delay of mental and physical development	39	20.4
Impact on learning (school performance)	45	23.6
Don't know	61	31.9
Prevention of anaemia**		
Eat iron-rich foods	54	28.3

Eat vitamin C-rich food during/after meals	34	17.8
Supplementation	27	14.1
Treat other causes of anaemia	12	6.3
Hygiene	19	9.9
Don't know	45	23.6
Iron-rich foods		
Fish and seafood	58	17.9
Flesh meat	38	11.7
Organ meat	26	8.0
Organ meat Fish and seafood	20	6.2
Don't know	182	56.2
Food helps iron absorption		
Vitamin C-rich foods	102	31.5
Don't know	222	68.5
Beverage which decreases iron absorption		
Coffee	59	18.2
Tea	37	11.4
Don't know	228	70.4
Heard about IFA supplementation		
No	12	3.7
Yes	312	96.3

209 ** means the denominator used for these variables was less than the total sample used in
210 the study.

211 In Fig 1, majority (32.8%) of the adolescent girls cited regulation of menstruation as the
212 major benefit they have gotten from taking the IFA tablet. It was further found that about 20.6%
213 thinks IFA tablets have the following benefits: regulate menstruation, improve their concentration
214 and performance in class, increase appetite, feel stronger, reduce dizziness, and reduced fatigue
215 among them, while 19.5% did not perceived any benefit (s) they have gotten from taking the IFA
216 tablet.

217

218 **Fig 1: Benefits of consuming IFA tablets**

219 The overall level of knowledge of respondents on IFA supplementation and its benefits
220 was generally found to be good (88.0%) (Fig 2).

221

222 **Fig 2: Level of Knowledge of in-schoolgirls about IFAS**

223 **Attitudes and Beliefs towards IFA tablets intake among adolescent girls and**
224 **teachers**

225 From Fig 3, most (85.2%) of the respondents said there were no side effects associated
226 with the consumption of IFA tablet. However, some 4.6%, 3.7%, and 3.4% stated respectively that
227 stomachache, black stool, and nausea were some of the side effects they experienced with the
228 consumption of IFA tablet, while few (2.47%) cited headache.

229

230 **Fig 3: Perceived side effects of IFA supplement**

231 The results in Table 3 showed that a little above half (52.4%) of the respondents (teachers)
232 always counsel their students on the IFA consumption, and many of them made the students
233 consume their tablet in front of the teachers (90.5%). All the teachers have confirmed that the
234 supply of IFA tablets to them was regular (100.0%). There was proper record keeping on the IFA
235 supplements given to the students among majority of the teachers (85.7%) while many of the
236 teachers were oriented on the IFA program (85.7%). In addition, most of the teachers noted that
237 students did resist the consumption of IFA tablets (90.5%). Moreso, many of the respondents
238 however indicated that the IFA program served as an additional work burden on them (90.5%).
239 Finally, the majority (90.5%) of the teachers also said they gave the IFA tablets to students who
240 were present on the day (s) the IFA tablets were given on the following day when they are present.

241 **Table 3: Views of teachers on Attitude of and challenges towards the use of IFA**
242 **supplementation, Nanumba South District, Northern region, Ghana.**

Variables	Frequency (n=21)	Percentage (%)
Counselled on IFA consumption		

Yes always	11	52.4
Yes sometimes	10	47.6
Students consumed the tablet in front of teacher		
No	2	9.5
Yes	19	90.5
Regular supply of tablets		
Yes	21	100.0
No	0	0.0
Maintained records on IFA		
No	3	14.3
Yes	18	85.7
Orientated on IFA program		
No	3	14.3
Yes	18	85.7
Students resisted in taking IFA tablets		
No	2	9.5
Yes	19	90.5
IFAS program puts extra burden on your workload		
Yes always	19	90.5
Yes sometimes	2	9.5
Students given IFA when they absent from school		
Yes	19	90.5
No	2	9.5

243 **Regular supportive supervision and monitoring on IFA supplementation to**
 244 **schools**

245 From Table 4, all the respondents (health workers) indicated that they supervised IFA
 246 intake on weekly basis, 14 (100.0%). Most, 11 (78.6%) also said they did carried activities such
 247 as distribution, health education and promotion of IFA activities. Many of the respondents also
 248 said they regularly involved other departments, 9 (64.3%) in IFA activities. The reporting format
 249 of IFA activities were up to date among many of the health workers interviewed in this study, 11
 250 (78.6%) while many of the respondents indicated they used IFA activities data in making decisions,
 251 12 (85.7%).

252 **Table 4: How regular health staff embark on IFA supplementation activities, Nanumba**
 253 **South District, Northern region, Ghana.**

Variables	Frequency (n=14)	Percentage (%)
Supervised weekly intake of IFA		
Yes	14	100.0

How IFAS activities were carried out

Distribution, health education and promotion	11	78.6
Monitoring and supervision	3	21.4

Various departments involved in IFAS program

No	5	35.7
Yes	9	64.3

Reporting formats up to date

No	11	78.6
Yes	3	21.4

IFAS activities used for informed decision-making

No	2	14.3
Yes	12	85.7

254

255 **Acceptability (Compliance) of iron and folic acid supplements among**
 256 **adolescent girls**

257 The results in Table 5 showed that overall, a greater proportion of the respondents complied
 258 with the IFAS consumption (65.7%), with most of the students taking the tablets under supervision
 259 (87.0%). The majority (95.4%) of the adolescent girls also took the IFA tablet on the first day it
 260 was given by their teachers. Furthermore, 86.1% of the adolescent girls noted that the last time
 261 they consumed the IFA tablet in school was 1-3 weeks ago before this survey. For adolescent girls
 262 who consumed the IFA tablets, the most common reasons why they took the tablets were because
 263 they: wanted to prevent anaemia (49.7%); received advice from their teachers, 108 (34.8%); and
 264 saw friends taking it (10.3%) respectively. Among those who did not take the IFA tablet in school
 265 (46.7%) cited the fact that they felt healthy. Most (55.6%) of the adolescent girls have never missed
 266 taking the IFA tablet in school. However, some 44.4% of the adolescent girls have missed taking
 267 the IFA tablet because they were absent from school (79.2%) or because they felt the tablet had a
 268 bad taste (9.7%).

269 **Table 5: Compliance with IFAS among adolescent girls, Nanumba South District, Northern**
 270 **region, Ghana.**

Variables	Frequency (n=324)	Percentage (%)
Number of tablets taken in the past 7 weeks before the study		
<5 (Received some)	111	34.3
≥5	213	65.7
Always take the tablet under supervision		
No	42	13.0
Yes	282	87.0
Took IFA tablet on the first day		
No	15	4.6
Yes	309	95.4
Last time taken IFA tablet		
1-3 Weeks	266	86.1
1 Month	43	13.9
Reasons for taking IFA tablet		
Advice from teacher	108	34.8
It is free	16	5.2
Friends are taking it	32	10.3
It prevents anaemia	153	49.7
Reasons for not taking the tablet		
Fear of side effects	5	33.3
My parents ask me not to take the tablet	3	20.0
I feels healthy	7	46.7
Ever missed tablet in School		
No	180	55.6
Yes	144	44.4
Reasons for missing		
Bad taste of tablet	14	9.7
Side effects	11	7.6
Was absent	114	79.2
Was not given IFA tablet	5	3.5

271 From Table 6, adolescent girls whose fathers were farmers (85.5%), were of the majority
 272 group who complied with the IFA intake. The Pearson’s chi-square test established that father’s
 273 occupational level (p=0.002) was the only variable which was significantly associated with
 274 adolescent girls’ IFA compliance.

275 **Table 6: Factors associated with level of compliance of IFAS among adolescent girls,**
 276 **Nanumba South District, Northern region, Ghana.**

Variables	Compliance with IFAS		Total (N=324)	p-value
	Noncompliance	Compliance		
Age (Years)				

10-16	58 (52.2)	126 (59.1)	184 (56.8)	0.234
17-25	53 (47.8)	87 (40.9)	140 (43.2)	
Class				
JHS 1	38 (34.2)	65 (30.5)	103 (31.8)	0.495
JHS 2	73 (65.8)	148 (69.5)	221 (68.2)	
Ethnicity				
Dagomba	37 (33.3)	82 (38.5)	119 (36.7)	0.283
Kokomba	70 (63.1)	117 (54.9)	187 (57.7)	
Others	4 (3.6)	14 (6.6)	18 (5.6)	
Religion				
Christians	59 (53.2)	119 (55.9)	178 (54.9)	0.813
Islam	44 (39.6)	82 (38.5)	126 (38.9)	
Traditional	8 (7.2)	12 (5.6)	20 (6.2)	
Mother's educational level				
No formal education	89 (80.2)	174 (81.7)	263 (81.2)	0.855
Basic/Primary	14 (12.6)	27 (12.7)	41 (12.7)	
Others	8 (7.2)	12 (5.6)	18 (6.1)	
Father's educational level				
No formal education	79 (71.2)	151 (70.9)	230 (71.0)	0.331
Basic/Primary	17 (15.3)	23 (10.8)	40 (12.4)	
Others	15 (13.5)	39 (18.3)	54 (16.6)	
Mother's occupational level				
Farmer	69 (62.2)	149 (70.0)	218 (67.3)	0.347
Trader	32 (28.8)	47 (22.1)	79 (24.4)	
Others	10 (9.0)	17 (8.0)	27 (8.3)	
Father's occupational level				
Farmer	79 (71.2)	182 (85.5)	261 (80.6)	0.002
Trader	16 (14.4)	9 (4.2)	25 (7.7)	
Others	16 (14.4)	22 (10.3)	38 (11.7)	
Awareness of anaemia				
Yes	58 (52.3)	133 (62.4)	191 (58.9)	0.077
No	53 (47.8)	80 (37.6)	133 (41.1)	
Knowledge on anaemia				
Good	55 (94.8)	114 (85.1)	169 (88.0)	0.056
Poor	3 (5.2)	20 (14.9)	23 (12.0)	
Knowledge on IFAS program				
Good	107 (96.4)	208 (97.7)	315 (97.2)	0.514
Poor	4 (3.6)	5 (2.4)	9 (2.8)	

277 From Table 7, the odd of compliance with IFAS among respondents who among adolescent
 278 girls 17-25 years was 56% times lower compared to those who were 10-16 years (AOR = 0.44 (95%

279 CI: 0.21-0.96) p = 0.038). Also, Kokomba girls were 83% less likely to comply to IFA
 280 consumption as compared to Dagomba adolescent girls (AOR = 0.17 (95% CI: 0.03-0.89) p =
 281 0.036).

282

283 **Table 7: Predictors of level of compliance of IFAS among adolescent girls, Nanumba South**
 284 **District, Northern region, Ghana.**

Variables	Frequency (N=324)	Unadjusted Odd Ratio OR(95%CI)P-value	Adjusted Odd Ratio OR(95%CI)P-value
Age (Years)			
10-16 yrs	184 (56.8)	Reference	Reference
17-25 yrs	140 (43.2)	0.76(0.48-1.20)0.234	0.44(0.21-0.96) 0.038
Class			
JHS 1	103 (31.8)	Reference	Reference
JHS 2	221 (68.2)	1.19(0.73-1.93)0.495	1.41(0.60-3.32)0.429
Ethnicity			
Dagomba	119 (36.7)	Reference	Reference
Kokomba	187 (57.7)	0.75(0.46-1.23)0.257	0.17(0.03-0.89) 0.036
Others	18 (5.6)	1.58(0.49-5.12)0.447	3.94(0.39-39.40)0.243
Religion			
Christians	178 (54.9)	1.34(0.52-3.47)0.540	0.89(0.21-3.88)0.879
Islam	126 (38.9)	1.24(0.47-3.27)0.660	0.29(0.04-2.44)0.257
Traditional	20 (6.2)	Reference	Reference
Mother's educational level			
No formal education	263 (81.2)	Reference	Reference
Basic/Primary	41 (12.7)	0.99(0.49-1.97)0.969	0.39(0.10-1.58)0.189
Others	18 (6.1)	0.77(0.30-1.95)0.577	0.12(0.01-1.16)0.067
Father's educational level			
No formal education	230 (71.0)	Reference	Reference
Basic/Primary	40 (12.4)	0.71(0.36-1.40)0.322	1.24(0.28-5.43)0.772
Others	54 (16.6)	1.36(0.71-2.62)0.357	3.37(0.70-16.24)0.129
Mother's occupational level			
Farmer	218 (67.3)	1.27(0.55-2.92)0.573	0.97(0.16-5.87)0.972
Trader	79 (24.4)	0.86(0.35-2.13)0.750	0.33(0.05-1.98)0.223
Others	27 (8.3)	Reference	Reference
Father's occupational level			
Farmer	261 (80.6)	1.68(0.84-3.36)0.146	1.98(0.38-10.26)0.415
Trader	25 (7.7)	0.41(0.144-1.16)0.092	0.41(0.06-2.71)0.359
Others	38 (11.7)	Reference	Reference
Knowledge on anaemia			

Good	169 (88.0)	0.31(0.09-1.09)0.068	0.37(0.09-1.43)0.148
Poor	23 (12.0)	Reference	Reference
Knowledge on IFAS program			
Good	315 (97.2)	1.56(0.41-5.91)0.517	3.05(0.19-50.17)0.434
Poor	9 (2.8)	Reference	Reference

285

286 **Discussion**

287 **Level of knowledge on the benefits of iron and folic acid supplementation** 288 **among adolescent girls**

289 In this present study, it was found that the level of knowledge of respondents on IFA
290 supplementation and its benefits was generally good (88.0%). This finding contradicted with what
291 was reported in another study in Tamale, Ghana, that about 64.9% of adolescent girls had poor
292 level of knowledge IFA supplementation [16]. However, among different population of pregnant
293 women in Northwest Ethiopia, a lower figure of about 57.5% was reported to have good level of
294 knowledge about anaemia [29].

295 We also found that less than two-fifths (32.9%) of the adolescent girls noted that the major
296 benefit they have gotten from taking the IFA tablet was regulation of menstruation only. It was
297 further found that 20.55% of the girls knew that regulation of menstruation, improving
298 concentration and performance in class, increasing appetite, feeling stronger, reducing dizziness,
299 and reducing fatigue were all benefits of taking the IFA tablets. Similarly to these findings, it was
300 revealed in the United States that reduced fatigue, increased appetite, and improved concentration
301 were respectively the major cited benefits of IFA tablets [30]. However, some 19.5% did not know
302 any benefit (s) they have gotten from taking the IFA tablet.

303 **Attitudes and Beliefs towards IFA tablets intake among adolescent girls and**
304 **teachers**

305 In this study, most (85.2%) of the respondent girls indicated that the consumption of IFA
306 tablet had no associated side effects. This differed from the report from a cross-sectional study in
307 Ethiopia which found that one of the main reasons for non-adherence to iron folate
308 supplementation was fear of side effect [29]. However, some respondents in this current study
309 mentioned stomachache, black stool, nausea, and headache as some of the perceived side effects
310 they experienced with the consumption of the IFA tablet. Consequently, these side effects could
311 threaten the success of the IFAS program. A similar finding was reported in India and US that the
312 major negative factors for the program were fear of adverse effects such as nausea and vomiting,
313 attribution of abdominal pain due to other causes of IFA tablets [27,30]. This present study's
314 finding also aligned in parts with what was reported in Iran, that an upset feeling, vomiting,
315 abdominal discomfort, unpleasant taste of the pills, and feeling of drowsiness/dizziness due to the
316 poor quality of IFA tablets were the other main reasons for refusing the pills [31].

317 Moreover, in this present study, a little above half (52.4%) of the respondent teachers did
318 counsel their students to take the IFA tablet. It was also found that a vast majority (90.5%) of the
319 teachers made their students consumed the IFA tablets in front of them. This is encouraging as less
320 teachers did not follow the IFAS program recommendation that teachers should directly supervise
321 the adolescent girls to swallow the IFA tablet [32]. In schools, supervising students to ingest the
322 IFA tablet is considered one of the most important aspects of the IFAS program [33]. Without
323 supervision, the possibility of school children throwing the tablet away is reportedly likely to be
324 very high [34]. The supply of IFA tablets to the schools was reported to be regular as found among

325 all the respondent teachers. This study also found that proper adherence to IFA records keeping
326 was observed among majority of the teachers (85.7%), while many of the teachers were oriented
327 on the IFA program (85.7%). This finding is important because it is most likely to give an
328 opportunity to build the teachers' capacity to educate students to consume IFAS.

329 It was further revealed in this study that most of the adolescent girls initially resisted the
330 consumption of IFA tablets (90.5%). This is contrary to what was reported in a previous study that
331 there was no resistance in taking tablets from students [24]. Moreover, many of the respondent
332 teachers complained that the IFA program was an additional work burden on them (90.5%). This
333 finding agreed with what was reported in India that IFAS program was an extra workload on
334 teachers [27]. To ensure that the student girls did not miss the tablets, the majority (90.5%) of the
335 teachers gave the IFA tablets to those who absent themselves from school on the day (s) the IFA
336 tablets were given, when they come to school the next day.

337 **Supportive supervision and monitoring on IFA supplementation to schools**

338 In this current study, it was revealed that all the respondents (health workers) supervised
339 IFA intake on weekly basis. Most of the respondents carried out activities such as distribution,
340 health education and promotion of IFA in the various schools. Many of the teachers were found to
341 always regularly involved other departments in IFA activities. This current study finding did not
342 support what was reported in India that lack of coordination and ownership among the various
343 departments were noticed [35]. The reporting format of IFA activities were also found to be up to
344 date among many of the health workers interviewed in this study. This contradicted with the
345 finding in a previous study that some of the reporting formats were outdated and missed section
346 for IFA syrup [35]. It was further revealed that IFA activities data obtained from the various

347 schools in this study were usually used in making informed decisions towards the successful
348 implementation of the IFA program as opposed to what was previously reported that focus had
349 been on the collection of data, but its utilization for informed decision-making and policy decisions
350 was lacking [35].

351 **Compliance with iron and folic acid supplements with IFAS among adolescent** 352 **girls**

353 In this study, almost two-third (65.7%) of the respondents complied with the IFAS intake,
354 which was quite recommendable. However, this compliance was lower as compared to similar a
355 study which showed 81.7% among adolescent girls in Karaga District, Ghana [36]. This finding
356 also differed from what was reported among high school girls that adherence to IFAS was only
357 37.2% [34]. High compliance in this study, which is expected to help improve iron status among
358 the student girls could be a result of stock availability of the IFA tablet as noted in the schools.

359 Furthermore, the majority (95.4%) of the adolescent girls took the IFA tablet on the first
360 day it was given by their teachers. Many (86.1%) of the girls however noted that the last time they
361 have consumed the IFA tablet in school was 1-3 weeks ago before this study. The most common
362 motivating factors for consuming the IFA tablet by the girls were because they wanted to prevent
363 anaemia and that they were being advised by their teachers respectively. The adolescent girls who
364 did not take the IFA in school said it was because they perceived they were healthy (46.7%). This
365 present finding confirmed what was previously reported in India that one of the main reasons that
366 led to their respondents not consuming iron and folic acid were the feeling that they were healthy
367 [24].

368 Even though more than half (55.6%) of the girls never missed taking the IFA tablet in
369 school, it was found that a significant proportion of 44.4% of them missed taking the IFA tablet
370 because they were absent from school, or they felt the tablet had a bad taste. A similar finding was
371 reported in Indonesia that motivation to take IFA tablet declined when respondents perceived the
372 odour of tablet was unpleasant and experienced side effects [37].

373 This study also found that father's occupational level was the only variable which had a
374 statistically significance association with adolescent girls' level of IFA compliance. These findings
375 did not agree with what was reported by Dubik and colleagues who noted that the level of
376 education and occupation of mothers of adolescent girls, awareness on anaemia, and good
377 knowledge of anaemia and of the IFAS program were significantly associated with IFAS
378 compliance [16]. The odds of compliance with the IFAS among respondents who were 17-25 years
379 were 56% times lower compared to those who were 10-16 years in this study. This could be
380 because adolescent girls who were older were curious about their health and tried taking the
381 necessary measures to prevent themselves from sickness. In addition, it was revealed that
382 respondents who were Dagomba adolescent girls had a higher likelihood of compliance to IFAS
383 as compared to Kokomba who were 83% less likely to comply to IFA consumption. This present
384 study findings did not also corroborate with what was reported in the Karaga District of Northern
385 Region that apart from socio-economic status of respondents, guardian's level of education and in
386 or out of school adolescent, all other variables did not have any statistically significant relationship
387 with the adherence to the required number of Iron and Folic Acid intake per month [36].

388 **Conclusion**

389 In conclusion, we found that most of the respondents complied with the IFAS (65.7%).
390 Also, while most respondents reported no associated side effects with IFA tablet consumption, a
391 good proportion perceived side effect such as stomachache, black stool, nausea, and headache. The
392 study further underscored the role of teachers in counseling and monitoring students, with a
393 significant portion ensuring that students consume IFA tablets in their presence.

394 Interestingly, a considerable number of students initially resisted IFA tablet consumption,
395 but a majority eventually complied because of a series of encouragement from their teachers. The
396 demographic variable of father's occupational level emerged as the sole factor significantly
397 associated with adolescent girls' level of IFA compliance. The odds of compliance were notably
398 lower among girls aged 17-25 compared to those aged 10-16 years and Kokombas had lower odds
399 of IFA compliance compared to the Dagombas.

400 Health workers played a crucial role in IFA program implementation, regularly supervising
401 intake and maintaining up-to-date reporting formats. This study encompassed not only the
402 students' experiences and compliance with IFAS, but also the pivotal roles of teachers and health
403 workers in ensuring its success were notified in this study.

404 **Recommendations**

- 405 1. Efforts should be made by all stakeholders to involve and encourage local community leaders and
406 religious leaders in IFAs implementation. This will help to motivate the parents and students to
407 take IFA regularly and to address the benefits of IFA.

- 408 2. Future research should be conducted to determine the relationship between IFAs intake and level
409 of anaemia status among adolescent girls.

410 **Acknowledgement**

411 We acknowledge the District Director of Education, Nanumba South District, and all
412 headteachers and class teachers at the schools, for respectfully accepting us to conduct this study
413 in their schools. Finally, we wish to thank our research participants (students, teachers, and health
414 workers) for their cooperation and willingness to take part in the study. We finally acknowledge
415 the good work done by our data collection assistants for helping us administer the questionnaires
416 successfully.

417 **Limitations of the Study**

418 Most of the results in this study were self-reported by adolescent girls. There was a possible
419 tendency to recall bias and exaggeration, hence, the result was interpreted with caution. The study
420 did not also measure Hb levels of the adolescent girls to determine the impact of the IFAS on their
421 Hb levels. Finally, this study could not include the schoolteachers and local health workers’
422 knowledge and attitude towards this program and suggestions for improvement.

423 **REFERENCES**

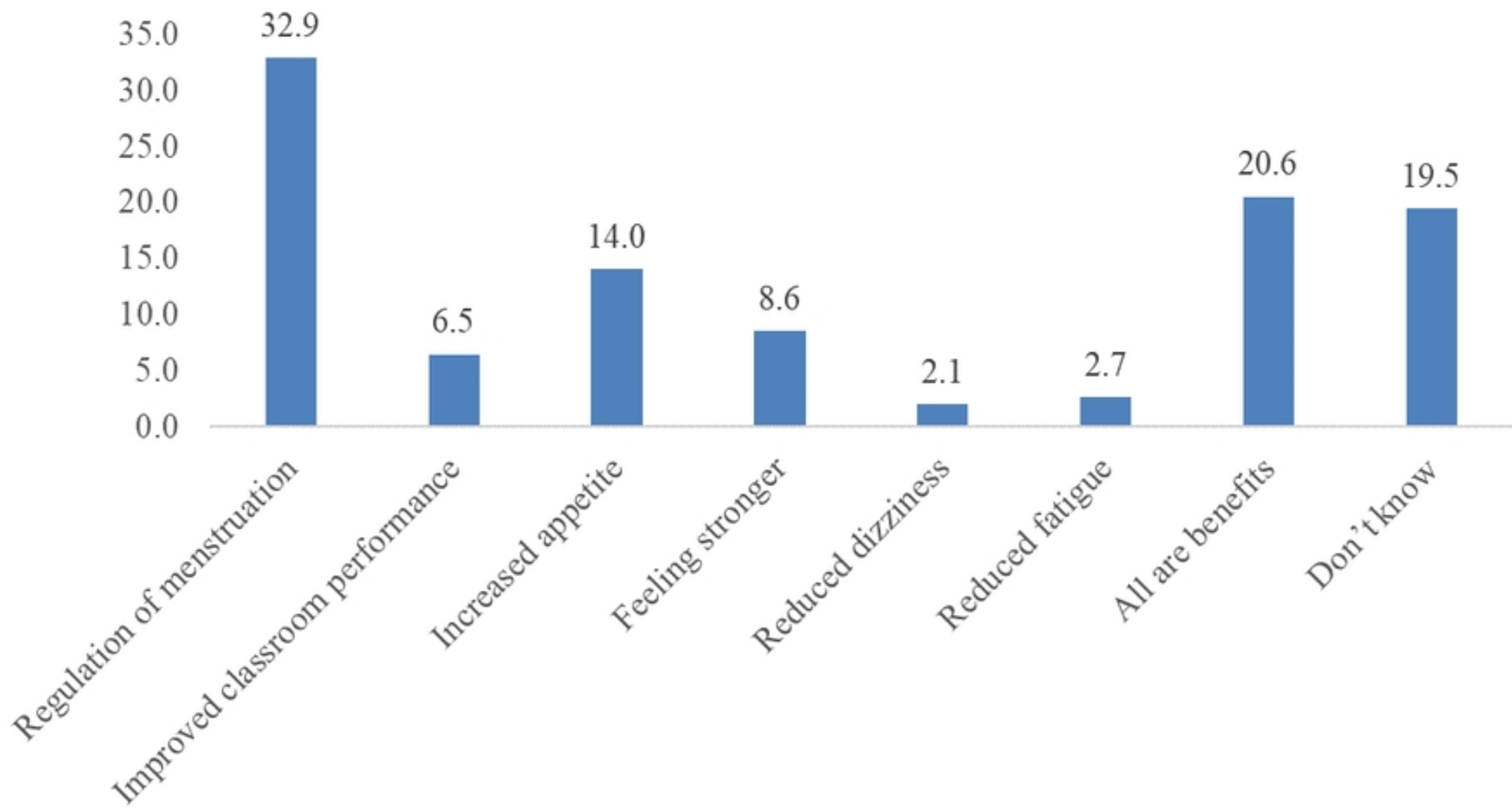
- 424 [1] A. S. Le Dain *et al.*, “Levels and trends of adolescent girl’s undernutrition and anemia in West and
425 Central Africa from 1998 to 2017,” *J Glob Health*, vol. 11, pp. 1–6, 2021, doi:
426 10.7189/jogh.11.13006.
- 427 [2] M. W. Merid *et al.*, “An unacceptably high burden of anaemia and it’s predictors among young
428 women (15–24 years) in low and middle income countries; set back to SDG progress,” *BMC Public*
429 *Health*, vol. 23, no. 1, Dec. 2023, doi: 10.1186/s12889-023-16187-5.

- 430 [3] A. E. Jacobson-Kelly, R. Sharma, and J. M. Powers, “Iron Deficiency Anemia,” in *Hematology in*
431 *the Adolescent Female*, Cham: Springer International Publishing, 2020, pp. 185–194. doi:
432 10.1007/978-3-030-48446-0_17.
- 433 [4] G. C. Patton *et al.*, “Our future: a Lancet commission on adolescent health and wellbeing,” *The*
434 *Lancet*, vol. 387, no. 10036, pp. 2423–2478, Jun. 2016, doi: 10.1016/S0140-6736(16)00579-1.
- 435 [5] M. T. Engidaw, M. M. Wassie, and A. S. Teferra, “Anemia and associated factors among adolescent
436 girls living in Aw-Barre refugee camp, Somali regional state, Southeast Ethiopia,” *PLoS One*, vol.
437 13, no. 10, Oct. 2018, doi: 10.1371/journal.pone.0205381.
- 438 [6] WHO, “Weekly iron and folic acid supplementation as an anaemia-prevention strategy in women
439 and adolescent girls: lessons learnt from implementation of programmes among nonpregnant
440 women of reproductive age.,” Geneva, 2018.
- 441 [7] World Health Organization (WHO), “Weekly iron and folic acid supplementation (WIFAS) for
442 prevention of anaemia in menstruating women and adolescent girls and reducing the risk of neural
443 tube defect (NTD) affected pregnancies,” 2022.
- 444 [8] L. Gosdin *et al.*, “Predictors of anaemia among adolescent schoolchildren of Ghana,” *J Nutr Sci*,
445 vol. 9, p. e43, Sep. 2020, doi: 10.1017/jns.2020.35.
- 446 [9] F. Azupogo, A. R. Abizari, S. J. M. Osendarp, E. J. Feskens, and I. D. Brouwer, “Ten2Twenty-
447 Ghana: Study Design and Methods for an Innovative Randomized Controlled Trial with Multiple-
448 Micronutrient–Fortified Biscuits among Adolescent Girls in Northeastern Ghana,” *Curr Dev Nutr*,
449 vol. 5, no. 2, p. nzaa184, Feb. 2021, doi: 10.1093/CDN/NZAA184.
- 450 [10] E. Alfiah *et al.*, “Coverage and adherence of weekly iron folic acid supplementation among school
451 going adolescent girls in indonesia,” *J Nutr Sci Vitaminol (Tokyo)*, vol. 66, pp. S118–S121, 2020,
452 doi: 10.3177/jnsv.66.S118.
- 453 [11] L. Gosdin *et al.*, “A School-Based Weekly Iron and Folic Acid Supplementation Program
454 Effectively Reduces Anemia in a Prospective Cohort of Ghanaian Adolescent Girls,” *Journal of*
455 *Nutrition*, vol. 151, no. 6, pp. 1646–1655, Jun. 2021, doi: 10.1093/jn/nxab024.
- 456 [12] D. A. P. Bundy, N. de Silva, S. Horton, D. T. Jamison, and G. C. Patton, “The School as a Platform
457 for Addressing Health in Middle Childhood and Adolescence,” *Disease Control Priorities, Third*

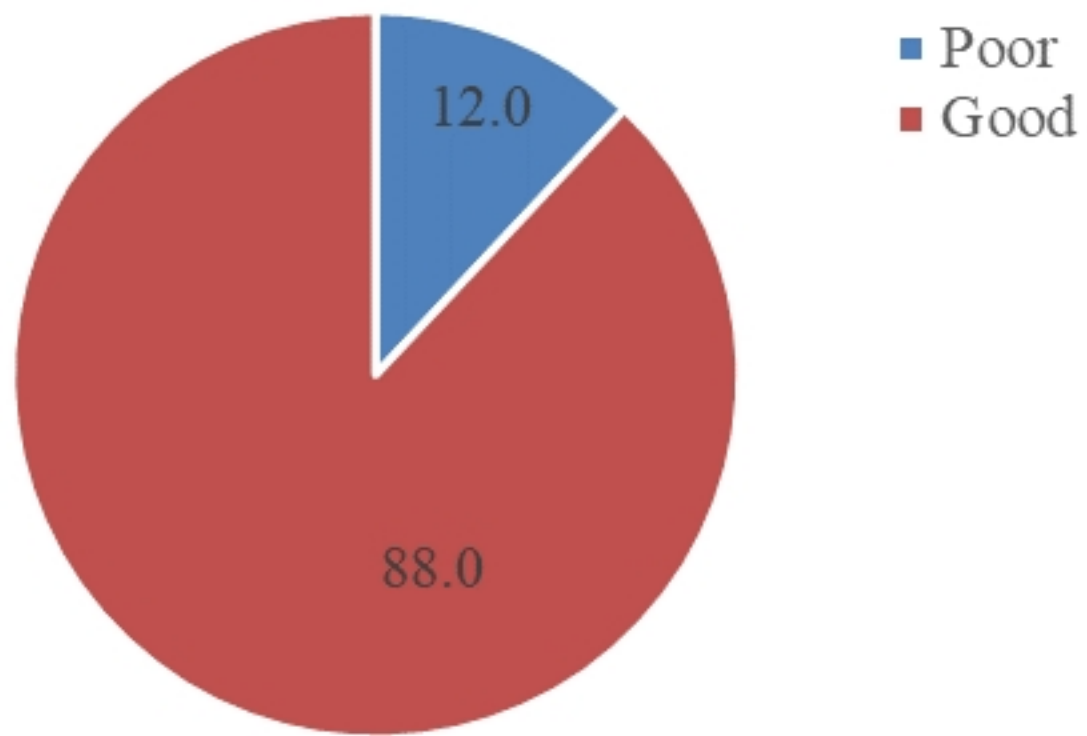
- 458 *Edition (Volume 8): Child and Adolescent Health and Development*, Nov. 2017, doi: 10.1596/978-
459 1-4648-0423-6/PT4.CH20.
- 460 [13] R. T. F. Cenedesi *et al.*, “Health education in the school environment: interdisciplinary practices,
461 constitutional guarantees, and full development of the individual,” *OBSERVATÓRIO DE LA*
462 *ECONOMÍA LATINOAMERICANA*, vol. 22, no. 2, p. e3217, Feb. 2024, doi: 10.55905/oelv22n2-
463 086.
- 464 [14] WHO, “Making every school a health-promoting school: Country case studies,” World Health
465 Organization, Geneva, 2021.
- 466 [15] P. R. Deshmukh, G. B. S., and M. S. Bharambe, “Effectiveness of weekly supplementation of iron
467 to control anaemia among adolescent girls of Nashik, Maharashtra, India,” *J Health Popul Nutr*, vol.
468 26, no. 1, pp. 74–78, 2008.
- 469 [16] S. D. Dubik, K. E. Amegah, A. Alhassan, L. N. Mornah, and L. Fiagbe, “Compliance with Weekly
470 Iron and Folic Acid Supplementation and Its Associated Factors among Adolescent Girls in Tamale
471 Metropolis of Ghana,” *J Nutr Metab*, vol. 2019, p. 12, 2019, doi: 10.1155/2019/8242896.
- 472 [17] L. Gosdin *et al.*, “A Qualitative Analysis of Program Fidelity and Perspectives of Educators and
473 Parents after Two Years of the Girls’ Iron-Folate Tablet Supplementation (GIFTS) Program in
474 Ghanaian Secondary Schools,” *Curr Dev Nutr*, vol. 5, no. 7, p. nzab094, Jul. 2021, doi:
475 10.1093/cdn/nzab094.
- 476 [18] L. Gosdin *et al.*, “Barriers to and Facilitators of Iron and Folic Acid Supplementation within a
477 School-Based Integrated Nutrition and Health Promotion Program among Ghanaian Adolescent
478 Girls,” *Curr Dev Nutr*, vol. 4, no. 9, p. nzaa135, Sep. 2020, doi: 10.1093/cdn/nzaa135.
- 479 [19] N. Nuryani and Y. Paramata, “Associated factors of adolescents malnutrition in junior high school
480 student,” *Jurnal Gizi dan Dietetik Indonesia (Indonesian Journal of Nutrition and Dietetics)*, vol. 8,
481 no. 1, p. 9, Aug. 2020, doi: 10.21927/ijnd.2020.8(1).9-21.
- 482 [20] H. P. Makan *et al.*, “The Relationship Between Diet, Lifestyle, and Family Support and the
483 Incidence of Anemia in Adolescent Girls at Tanwirian Junior High School, Cianjur,” vol. 03, no. 10,
484 2024, [Online]. Available: <http://dohara.or.id/index.php/isjnm>
- 485 [21] A. Farid Rivai, “Prevention of Anemia with Iron in Adolescent Girls,” 2024. [Online]. Available:
486 <https://annpublisher.org/ojs/index.php/medisci>

- 487 [22] R. A. Daniel, M. Kalaivani, S. Kant, and S. Gupta, “Prevalence of anaemia among adolescent girls
488 (10-19 years) in India: A systematic review and meta-analysis,” 2023.
- 489 [23] W. F. Cochran, “Sampling Techniques: Chapter 5,” in *Sampling Techniques*, Third edit., New York:
490 John Wiley and Sons, 1977, ch. Chapter 5, p. 10.
- 491 [24] A. K. Sarada and S. A. Thilak, “Evaluation of Weekly Iron and Folic Acid Supplementation
492 Programme for adolescents in rural schools of Kannur, North Kerala, India: A cross-sectional study,”
493 *Int J Med Sci Public Health*, vol. 5, no. 11, p. 2259, 2016, doi: 10.5455/ijmsph.2016.01042016452.
- 494 [25] A. Gupta, S. K. Mohammed, A. Saxena, S. Rahi, and A. Mohan, “Operational Framework Weekly
495 Iron and Folic Acid Supplementation Programme for Adolescents,” Delhi, India, 2012.
- 496 [26] R. J. Bhatt, H. K. Mehta, V. Khatri, J. Chhaya, K. Rahul, and P. Patel, “A study of access and
497 compliance of iron and folic acid tablets for prevention and cure of anaemia among adolescent age
498 group females in Ahmedabad district of India surveyed under multi indicator cluster survey,” *Global
499 Journal of Medicine and Public Health*, vol. 2, no. 4, pp. 1–6, 2013.
- 500 [27] P. Dhikale, E. Suguna, A. Thamizharasi, and A. Dongre, “Evaluation of Weekly Iron and Folic Acid
501 Supplementation program for adolescents in rural Pondicherry, India,” *Int J Med Sci Public Health*,
502 vol. 4, no. 10, p. 1360, 2015, doi: 10.5455/ijmsph.2015.14042015280.
- 503 [28] A. A. Sadore, L. A. Gebretsadik, and M. A. Hussen, “Compliance with iron-folate supplement and
504 associated factors among antenatal care attendant mothers in Misha District, South Ethiopia:
505 Community based cross-sectional study,” *J Environ Public Health*, vol. 2015, pp. 1–7, 2015, doi:
506 10.1155/2015/781973.
- 507 [29] T. Molla, T. Guadu, E. A. Muhammad, and M. T. Hunegnaw, “Factors associated with adherence
508 to iron folate supplementation among pregnant women in West Dembia district, northwest Ethiopia:
509 A cross sectional study,” *BMC Res Notes*, vol. 12, no. 1, pp. 1–6, 2019, doi: 10.1186/s13104-019-
510 4045-2.
- 511 [30] S. Priya *et al.*, “Factors influencing weekly iron folic acid supplementation programme among
512 school children: Where to focus our attention?”
- 513 [31] S. Kheirouri and M. Alizadeh, “Process evaluation of a national school-based iron supplementation
514 program for adolescent girls in Iran,” *BMC Public Health*, vol. 14, no. 1, pp. 1–8, 2014, doi:
515 10.1186/1471-2458-14-959.

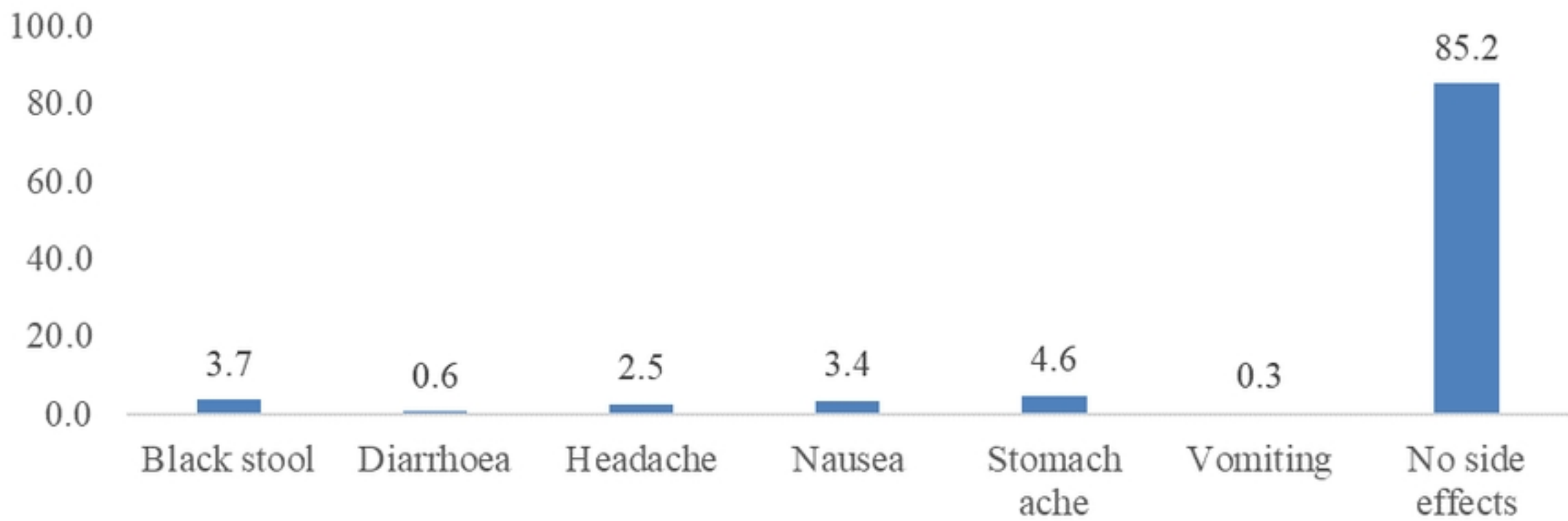
- 516 [32] H. Novita, N. Nurlina, and S. Suratmi, “The Obedience Factors of Teenage Girls to Consume Iron
517 Tablet at SMK Negeri 1 Kedawung, Cirebon,” *JURNAL KEBIDANAN*, vol. 11, no. 1, pp. 23–33,
518 Apr. 2021, doi: 10.31983/jkb.v11i1.6368.
- 519 [33] United Nations Children Fund, “Iron & Folic Acid (IFA) Supplementation for Adolescent Girls and
520 Women Participants Manual for Health Workers,” 2017. Accessed: Nov. 23, 2024. [Online].
521 Available: <https://www.unicef.org/ghana/media/1331/file>
- 522 [34] Apriningsih, S. Madanijah, C. M. Dwiriani, and R. Kolopaking, “Determinant of highschool girl
523 adolescent adherence to consume iron folic acid supplementation in Kota Depok,” *J Nutr Sci*
524 *Vitaminol (Tokyo)*, vol. 66, pp. S369–S375, 2020, doi: 10.3177/jnsv.66.S369.
- 525 [35] V. Bhatia, P. Mahajan, S. P. Parida, S. Bhattacharjee, and S. S. Sahoo, “Challenges in supervision,
526 monitoring, and reporting in anemia programme implementation in Odisha, India: A qualitative
527 process documentation,” *J Family Med Prim Care*, vol. 8, no. 1, pp. 1365–1369, 2019, doi:
528 10.4103/jfmpe.jfmpe.
- 529 [36] A. Yidana, T. B. Azongo, and A. Mohammed, “Iron and Folic Acid Supplementation Compliance
530 among Adolescent Girls in Karaga District , Ghana,” *Public Health Research*, vol. 10, no. 5, pp.
531 133–142, 2020, doi: 10.5923/j.phr.20201005.01.
- 532 [37] M. R. Ansari, B. J. Istiti Kandarina, N. Kusmayanti, D. Destriyani, M. Masfufah, and R. Fikrinnisa,
533 “The acceptability of weekly iron-folic acid supplementation and its influencing factors among
534 adolescent school girls in Yogyakarta city: a mixmethods study,” *Malays J Nutr*, vol. 27, no. 1, pp.
535 53–66, 2021, doi: 10.31246/MJN-2020-0019.
- 536



Figure



Figure



Figure