

1 **Real-world effectiveness of NVX-CoV2373 and BNT162b2 mRNA COVID-19 vaccination**
2 **in South Korea**

3 **Running title:** Real-World Effectiveness of COVID-19 Vaccination

4 **Authors:** Eunseon Gwak^{a,*}, Seung-Ah Choe^{a,b,*}, Kyuwon Kim^a, Erdenetuya Bolormaa^a,
5 Jonathan Fix^c, Muruga Vadivale^c, Matthew D. Rousculp^{c,*} and Young June Choe^{d,e,*}

6 **Affiliations:** ^a Korea University College of Medicine, Department of Preventative Medicine,
7 Seoul, Korea; ^b Research and management center for health risk of particulate matter, Korea
8 University, Seoul, Korea; ^c Novavax, Inc., Gaithersburg, MD, USA; ^d Korea University Anam
9 Hospital, Department of Pediatrics, Seoul, Korea; ^e Korea University, Allergy and Immunology
10 Center, Seoul, Korea

11 *Equally contributed to the manuscript

12 **Co-Correspondence:** Young June Choe, MD, PhD. Department of Pediatrics, Korea University
13 College of Medicine, 73 Goryeodae-ro, Seongbuk-gu, Seoul 02841, Korea, choey@korea.ac.kr
14 and Matthew D. Rousculp, PhD, MPH, Novavax, Inc., Gaithersburg, MD 20878, USA,
15 mrousculp@novavax

16
17 **Abstract:** 196/200

18 **Text:** 2949 (no limit noted online)

19 **Tables/Figures:** 2/3 (no limit noted online)

20 **References:** 33

21
22
23
24
25

26 **Abstract** (196/200)

27 *Objectives:* In February 2022, NVX-CoV2373 became available in South Korea; real-world
28 effectiveness of multiple doses compared with mRNA-based vaccines has not been thoroughly
29 evaluated.

30 *Methods:* This retrospective study identified NVX-CoV2373 and BNT162b2 recipients aged ≥ 12
31 years from the K-COV-N database. Vaccine groups were propensity score–matched based on
32 demographic characteristics, Seoul capital area residence, income level, comorbidity/disability,
33 prior SARS-CoV-2 infection, and prior vaccination dose/timing. Outcomes were any and severe
34 (intensive-care-unit admission or death within 8 weeks of infection) laboratory-confirmed
35 SARS-CoV-2 infection assessed from 7 days after the third and fourth dose. Adjusted hazard
36 ratios (aHRs) from matched groups measured vaccine effectiveness up to a 180-day risk window.

37 *Results:* From February–December 2022, 923,833 NVX-CoV2373 and 1,286,604 BNT162b2
38 doses were administered. The 180-day risk-window aHRs (95% CI) for NVX-CoV2373
39 compared with BNT162b2 for any SARS-CoV-2 infection were 0.78 (0.76–0.79) post third dose
40 and 0.86 (0.86–0.87) post fourth dose. The 180-day aHRs (95% CI) for severe infection were
41 0.73 (0.53–1.00) after the third dose and 1.21 (1.03–1.42) after the fourth dose.

42 *Conclusions:* NVX-CoV2373 demonstrated favorable and similar effectiveness against any and
43 severe SARS-CoV-2 infection, respectively, compared with BNT162b2, with evidence of
44 enhanced NVX-CoV2373 durability.

45

46

47 **Keywords:** COVID-19 vaccines; mRNA vaccines; heterologous; NVX-CoV2373; SARS-CoV-2
48 infection; vaccine effectiveness; seasonal vaccination; adjuvant; protein-based vaccine

49

50 **Introduction**

51 The continual emergence of new SARS-CoV-2 variants has resulted in a persistent global burden
52 of infection and cases of COVID-19.(1) Several types of vaccines against SARS-CoV-2 have
53 been developed, many of which are now authorized or approved by local regulatory agencies in
54 Korea(2) and across the globe.(3) In 2022, authorized or approved SARS-CoV-2 vaccines
55 included messenger ribonucleic acid (mRNA)–based BNT162b2 (Comirnaty[®], Pfizer-BioNTech;
56 approved) and mRNA-1273 (Spikevax[™], Moderna, Inc.; authorized), adenoviral vector-based
57 Ad26.COV2.S (Johnson & Johnson/Janssen; no longer available in the United States [US] as of
58 June 2023), and protein nanoparticle NVX-CoV2373 (Nuvaxovid[™], Novavax, Inc.;
59 authorized).(3) The primary series of authorized mRNA and protein-based COVID-19 vaccines
60 consist of two doses administered 28 or 21 days apart.(4-7) The Korean Disease Control and
61 Prevention Agency (KDCA) and World Health Organization (WHO) recommend additional
62 doses of COVID-19 vaccines for high-risk populations, including individuals aged >65 years
63 (KDCA) or >50 years (WHO) and individuals who are immunocompromised.(8, 9) The immune-
64 evading capabilities of emerging variants(10) has required updates to vaccine strain
65 compositions,(11) including a bivalent (ancestral and variant, combined) vaccine in 2022 and a
66 change to monovalent Omicron XBB.1.5–based vaccines for 2023–2024(12). The most recent
67 guidance is to target the JN.1 lineage of SARS-CoV-2 for 2024–2025.(13)

68 Pivotal studies with NVX-CoV2373 demonstrated high efficacy against SARS-CoV-2
69 infection in the US, Mexico, and the United Kingdom.(14, 15) As NVX-CoV2373 has been
70 globally integrated into national immunization programs, including in South Korea, it is
71 imperative to assess its real-world effectiveness. Although randomized-controlled trials
72 investigating NVX-CoV2373 or mRNA-based vaccines have separately reported vaccine
73 efficacy,(14, 16, 17) cross-trial comparisons present confounding factors (eg, study design,
74 patient population, timing of studies), preventing additional conclusions from being made.
75 Furthermore, real-world data on the relative effectiveness of multiple doses of NVX-CoV2373 in
76 the general population are limited to the primary series and/or smaller populations. (18-22)

77 In South Korea, studying vaccine effectiveness with data from 2022 provides a unique
78 research opportunity. Beginning in February 2020, the South Korean government instituted
79 active epidemiological investigations, strict isolation of affected individuals, and extensive

80 public lockdowns, which led to the country experiencing minimal impact from the COVID-19
81 pandemic.(23) With the loosening of these restrictions in late 2021, South Korea quickly
82 experienced the highest incidence rate (IR) of infection in the world. From mid-February to mid-
83 April 2022, the SARS-CoV-2 infection cases exceeded 600,000/day, yet the country maintained
84 one of the lower mortality rates globally. This relatively high infection rate persisted throughout
85 most of 2022 and included varied waves of Omicron variants (BA.1/1.1, BA.2/2.3, BA.5/5.2).(24)

86 The primary goal of this retrospective cohort study was to estimate the relative
87 effectiveness of third and fourth vaccine doses of NVX-CoV2373 compared with BNT162b2 in
88 preventing any and severe laboratory-confirmed SARS-CoV-2 infection during the early
89 Omicron variant dominance in South Korea(25) using population-based data.

90 **Methods**

91 *Study design and population*

92 This retrospective, observational study used the K-COV-N cohort,(26) which links the
93 KDCA and National Health Insurance Service (NHIS) databases to provide COVID-19
94 vaccination and health outcome data. Anonymized data for vaccination date, dose, type, location,
95 and lot number were linked to participant demographics and healthcare resource utilization (in
96 respect to SARS-CoV-2 infection). The collected data were analyzed at the NHIS data analysis
97 center.

98 This analysis included residents of Korea from February 1, 2022, through December 31,
99 2022, aged ≥ 12 years who received at least one dose of NVX-CoV2373 or BNT162b2. A
100 minimum of 365 days of observation prior to the date of vaccination and complete medical
101 outcome data were required. Heterologous or homologous booster (third or fourth) doses were
102 permitted; however, primary series effectiveness was only assessed in individuals with
103 homologous first and second doses.

104 The primary objective was evaluation of relative effectiveness of third and fourth doses
105 of NVX-CoV2373 compared with matched individuals who received BNT162b2. The secondary
106 objective was evaluation of effectiveness of a homologous primary series of NVX-CoV2373
107 compared with that of a matched group who received a homologous primary series of BNT162b2.

108 *Outcomes and Assessments*

109 Outcomes of interest were any and severe laboratory-confirmed SARS-CoV-2 infection
110 after vaccination. The primary outcome measure was laboratory-confirmed SARS-CoV-2
111 infection, determined through rapid antigen tests (RATs) or polymerase chain reaction (PCR)
112 administered by healthcare professionals. Results from self-administered RATs were not
113 reported to the government.(19) Hospitalization was not included as an outcome measure in the
114 assessment of vaccine effectiveness due to South Korea public health policy during the study
115 period, which mandated hospitalization of individuals testing positive for SARS-CoV-2 (for
116 quarantine purposes) regardless of symptom severity.(27) Severe SARS-CoV-2 infection was
117 defined as admission to an intensive care unit (ICU) or death due to and within 30 days of
118 infection. ICU admissions attributed to SARS-CoV-2 infection/COVID-19 were identified using
119 specific treatment codes for ICU admission, coupled with a primary or secondary diagnosis of
120 SARS-CoV-2–related conditions (ICD-10 codes: B342, B972, Z208, Z290, Z115, U181, Z038,
121 U071, U072, U08, U09, and U10). Given the unavailability of precise cause-of-death data, any
122 death occurring within 8 weeks of a confirmed SARS-CoV-2 infection was assumed to be related
123 to COVID-19. This 8-week window was established based on the upper range observed in
124 previous studies for the time between symptom onset and COVID-19–related death.(28)

125 *Analyses*

126 The date of vaccine dosing (third dose, fourth dose, or first dose of primary series) was
127 considered the index date (Day 0). First, availability of third and fourth doses were March 7,
128 2022, and March 14, 2022, respectively, and any post-primary series doses received prior to
129 these dates were considered invalid and subsequently excluded. Participant follow-up for vaccine
130 effectiveness began 7 days after receipt of the third and fourth doses and 14 days after the second
131 dose of the primary series.

132 *Statistical analysis*

133 Individuals who received NVX-CoV2373 were matched to recipients of BNT162b2
134 through propensity scores, which were estimated based on demographic characteristics, relative
135 level of income, residential region (Seoul capital area or not), disability registration, prior SARS-
136 CoV-2 infection history, Charlson comorbidity index assessed based on the all diagnosis records
137 from 2021 and month of COVID-19 vaccination. Income was categorized as medical aid

138 beneficiary (no/lowest income) and then into quartiles of 10%–40%, >40%–60%, >60%–80%,
139 and >80%–100%. Participants who received NVX-CoV2373 were matched to BNT162b2
140 recipients, with adjustments for confounding by balancing the baseline characteristics between
141 the two groups using the absolute standardized difference (aSD), where a value >0.1 indicated a
142 significant imbalance.

143 To assess relative vaccine effectiveness, IRs per 1000 person-days and adjusted hazard
144 ratios (aHRs), for any and severe laboratory-confirmed infections, were calculated for the
145 matched sets. Time-varying exposure to the vaccines was considered, following individuals from
146 7 days (14 days for primary series) post vaccination until COVID-19 diagnosis, death, end of
147 follow-up (cumulative 30-days per risk window), receipt of an additional COVID-19 dose, or
148 study end. Vaccine effectiveness was assessed every 30 days for up to 180 days of follow-up and
149 in the following risk windows: 30, 60, 90, 120, 150, and 180 days. To quantify potential residual
150 confounding in the vaccine effectiveness estimates, a negative control exposure (recent
151 vaccination) was evaluated by calculating adjusted odds ratios (aORs) for any SARS-CoV-2
152 infection,(29) comparing NVX-CoV2373 recipients to matched BNT162b2 recipients during
153 days 0–5 post vaccination; as there should not be an effect of either vaccine during this period,
154 any observed association would indicate residual confounding at baseline. Statistical analyses
155 were conducted using SAS[®] 9.4.

156 *Ethical oversight*

157 This study was conducted in compliance with ethical standards and relevant local
158 regulations. Formal review by an institutional review board was not required for this type of
159 research (Korea University Institutional Review Board exemption No. 2023AN0124).

160 **Results**

161 *Population and doses administered*

162 A total of 923,833 NVX-CoV2373 and 1,286,604 BNT162b2 doses administered to the
163 national population of South Korea between February 1, 2022, and December 31, 2022, were
164 included in this study. Among those vaccinated, 209,982 individuals were excluded from this
165 analysis for not having received a homologous primary series (Fig. 1). After receipt of a
166 homologous primary series, a heterologous or homologous third dose of NVX-CoV2373 was
167 received by 127,275 individuals and BNT162b2 by 254,841 individuals; 505,607 and 978,874

168 individuals received a fourth dose of NVX-CoV2373 and BNT162b2, respectively. Propensity
169 score matching (as described in the Methods) resulted in the following NVX-CoV2373 to
170 BNT162b2 ratios for outcomes assessment: third dose, ~1:2; fourth dose, 1:1; primary series,
171 ~3:1.

172 There was a significantly greater proportion of matched third dose recipients of NVX-
173 CoV2373 versus BNT162b2 who were aged 40–49 years, male, were employed, or were in the
174 highest income quartile (Table 1). A significantly higher proportion of individuals who received
175 a third dose of BNT162b2 than NVX-CoV2373 were aged 70–79 years or >80 years or were
176 female. No significant differences were observed between the vaccine groups for the fourth-dose
177 recipients (Table 1) or for the primary-series recipients (Supplement 1).

178 *Incidence of SARS-CoV-2 infection after third or fourth COVID-19 vaccination*

179 Within the 30-day risk window, SARS-CoV-2 infection occurred in 6455 (IR/1000
180 person-days=2.76, 95% CI: 2.70–2.83) participants who received a third dose of NVX-CoV2373
181 and in 9799 (2.86 [2.80–2.91]) participants who received a third dose of BNT162b2 (Table 2).
182 There were 10 (IR=0.00 [95% CI: 0.00–0.01]) and 32 (0.01 [0.01–0.01]) individuals with severe
183 SARS-CoV-2 infection in the 30-day risk window after the third dose of NVX-CoV2373 and
184 BNT162b2, respectively. Of individuals who received a fourth COVID-19 vaccination, there
185 were 11,306 (IR=0.78 [95% CI: 0.77–0.79]) NVX-CoV2373 recipients and 9115 (0.63 [0.61–
186 0.64]) BNT162b2 recipients with any SARS-CoV-2 infection within the 30-day risk window;
187 severe infection was observed in 30 (0.00 [0.00–0.00]) and 21 (0.00 [0.00–0.00]) recipients,
188 respectively.

189 In the 180-day risk window after the third dose, any SARS-CoV-2 infection was
190 detected in 23,820 (IR=1.91 [95% CI: 1.89–1.94]) recipients of NVX-CoV2373 and 40,214
191 (2.27 [2.25–2.29]) recipients of BNT162b2 (Table 2). The cumulative incidence of severe
192 SARS-CoV-2 infection was 53 and 148 cases, respectively, for recipients of NVX-CoV2373
193 (IR=0.00 [95% CI: 0.00–0.00]) and BNT162b2 (0.01 [0.01–0.01]). Within the 180-day risk
194 window for individuals who received a fourth dose of NVX-CoV2373, there were 106,377
195 (IR=1.37 [95% CI: 1.36–1.37]) individuals who experienced SARS-CoV-2 infection; 116,057
196 (1.50 [95% CI 1.49–1.51]) recipients of BNT162b2 had a reported infection. Cumulative cases
197 of severe infection after the fourth dose were observed in 330 (IR=0.00 [95% CI: 0.00–0.00])

198 and 289 (0.01 [0.01–0.01]) recipients of NVX-CoV2373 and BNT162b2, respectively. Outcomes
199 among each of the risk windows demonstrated a similar trend with one another (Table 2).
200 Cumulative risk of any SARS-CoV-2 infection since the third and fourth dose of either vaccine
201 is shown in Fig. 2.

202 *SARS-CoV-2 infection risk comparison among vaccination groups*

203 The aHR (95% CI) for NVX-CoV2373 compared with BNT162b2 for any SARS-CoV-2
204 infection in the 30-day risk window after the third dose was 0.94 (95% CI: 0.91–0.97) and for
205 severe infection was 0.66 (0.32–1.35; Table 2; Fig. 3). Risk estimates (aHR [95% CI]) observed
206 for the 180-day risk window after the third dose were 0.78 (95% CI: 0.76–0.79) for any SARS-
207 CoV-2 infection and 0.73 (0.53–1.00) for severe infection. Among individuals who received a
208 fourth dose, the aHR of SARS-CoV-2 infection in the 30-day risk window was higher for
209 recipients of NVX-CoV2373 compared with BNT162b2 (any infection=1.19 [95% CI: 1.16–
210 1.23]; severe infection=1.37 [0.78–2.42]). For the 180-day risk window after the fourth dose,
211 NVX-CoV2373 compared with BNT162b2 was associated with a lower risk estimate for overall
212 infection (aHR=0.86 [95% CI: 0.86–0.87]); for severe infection, there was an aHR of 1.21 (95%
213 CI: 1.03–1.42). Incidence and hazard ratios of any and severe SARS-CoV-2 infections for
214 homologous, primary series recipients of NVX-CoV2373 or BNT162b2 are available in
215 Supplements 2 and 3. Cumulative rates are shown in Supplement 4.

216 *Evaluation of residual bias/confounding using the recently vaccinated period*

217 The odds of any infection during days 0–5 post vaccination were generally similar
218 between the NVX-CoV2373 and BNT162b2 cohorts for both the third dose and primary series
219 (Supplement 5). For the fourth dose, the odds of any infection were significantly higher among
220 the NVX-CoV2373 versus BNT162b2 group (aOR=1.16 [95% CI: 1.07–1.25]).

221 **Discussion**

222 This analysis represents the largest real-world, population-based assessment of NVX-
223 CoV2373 effectiveness to date. IRs of any laboratory-confirmed SARS-CoV-2 infection between
224 the NVX-CoV2373 and BNT162b2 groups across the defined risk windows, after heterologous
225 or homologous third and fourth doses, favored the effectiveness of the NVX-CoV2373 vaccine.
226 No clinically meaningful difference was observed across the IRs for severe SARS-CoV-2

227 infection. Over the 180-day follow-up, the relative effectiveness of NVX-CoV2373, compared
228 with BNT162b2, appeared to improve with time. The clinical meaning and public health
229 implications of these findings require further investigation.

230 The observed improvements in vaccine effectiveness over time for NVX-CoV2373
231 compared with BNT162b2 may reflect the rapid waning of protective effects of the mRNA-
232 based vaccines, which has been previously reported.(30) In the systematic review and meta-
233 analysis by Menegale et al., vaccine effectiveness against symptomatic disease from 1 to 9
234 months post primary series decreased from 80% to 50% against Delta variant infection and from
235 53% to 9% against Omicron infection. Diminished vaccine effectiveness over time is a concern
236 and long-term real-world monitoring will be valuable in determining durability of responses to
237 initial (primary series) and subsequent vaccinations, as well as among the different formulations
238 and vaccine updates. Evidence for enhanced durability of NVX-CoV2373 compared with mRNA
239 vaccines has also been implied by the observed persistence of humoral responses over time. In an
240 8-month follow-up analysis of the COV-BOOST trial, a heterologous third dose of NVX-
241 CoV2373 following a BNT162b2 primary series had a significantly slower decay rate of anti-
242 spike immunoglobulin G levels compared with three homologous BNT162b2 doses.(31) While it
243 is likely that serum antibody responses play a role in SARS-CoV-2 vaccine durability, there are
244 other vaccine type-specific effector and memory responses that influence durability and cross-
245 reactivity, which remain poorly understood and require additional research.

246 This study provides a unique perspective on outcomes assessment by vaccine history via
247 the inclusion of heterologous doses after the primary series. While effectiveness outcomes
248 reported in this study focused on booster doses, comparable levels of protection have been
249 previously reported in observational investigations of vaccine-naive populations. A retrospective
250 analysis accessing data in the K-COV-N database was conducted among adults without prior
251 SARS-CoV-2 infection who received their first three doses of a COVID-19 vaccine from
252 February–November 2022.(32) The 40-week assessment reported a low risk of any or severe
253 SARS-CoV-2 infection with either NVX-CoV2373 or BNT162b2 ($N \approx 3000$ for each group).
254 Another study reported low rates of COVID-19 among matched cohorts of Korean adults who
255 received a homologous primary series of NVX-CoV2373 ($N=47,078$) or BNT162b2
256 ($N=7561$). (33) Data from February–April 2022 indicated similar rates of COVID-19 at 30, 60,
257 and 90 days post primary series and a 22-week risk ratio for NVX-CoV2373 to BNT162b2 of 1.1.

258 In a separate assessment of COVID-19 vaccine-naïve adolescents (aged 12–17 years) in South
259 Korea who received both doses of a homologous primary series (NVX-CoV2373 or BNT162b2)
260 from September–December 2022, there was noninferiority among the two matched cohorts (each
261 N=465) for SARS-CoV-2 infection.(19) Notably, the observation periods for each of these
262 studies(19, 32, 33) were when early Omicron variants (eg, BA.1 BA.2, BA.2.3, and BA.4/5)
263 were predominant,(25) suggesting benefits of the prototype vaccine against variant strains with
264 spike mutations.

265 Propensity score matching was used to control for baseline differences between the
266 vaccinated populations; however, residual and unmeasured confounding remained a potential
267 concern. Residual confounding was evaluated through a negative control analysis, comparing the
268 odds of SARS-CoV-2 infection during days 0–5 post vaccination between each group, at which
269 point the vaccine would not yet be effective. While this approach does not address time-varying
270 confounding or other biases (eg, selection bias), it helps demonstrate how well the control
271 variables in the statistical model account for baseline differences between the vaccinated
272 populations. The odds of infection were higher for NVX-CoV2373 than BNT162b2 recipients
273 following the fourth dose, suggesting that fourth-dose NVX-CoV2373 recipients might have had
274 a higher baseline risk for medically attended SARS-CoV-2 infection and/or could have been
275 more likely to seek healthcare compared with their matched counterparts.

276 One limitation of this study is the timing of the study period, which coincided with the
277 largest COVID-19 outbreak in South Korea (mid-February to mid-April 2022), driven by the
278 Omicron variant, and resulting in an increase in cases to the highest incidence (>600,000
279 cases/day) observed at that time.(23) This extraordinary surge in infections placed immense
280 strain on the healthcare system, potentially impacting the accuracy of data collection and
281 reporting. Moreover, the widespread transmission during this period might have influenced
282 individuals' behaviors and adherence to preventive measures, further complicating the
283 assessment of vaccine effectiveness; however, robust community testing and uniform testing
284 recommendations in South Korea should have helped mitigate differences in health-seeking
285 behavior among the populations included. Another limitation is that only prototype vaccine
286 formulations targeting ancestral SARS-CoV-2 were evaluated. There was likely a period during
287 the study where SARS-CoV-2 variants were in circulation; however, strain genotypes for
288 individual cases of breakthrough infections are unknown. As such, a mismatch between the

289 vaccine target protein and the infecting strain may cause a decrease in vaccine effectiveness
290 estimates in the latter part of the study, particularly when there is minimal or no cross protection;
291 however, some degree of vaccine target to circulating strain mismatch is consistent across
292 COVID-19 vaccine studies, based on the rapid mutation and selection pressure of SARS-CoV-2.
293 Finally, a low number of severe disease cases limited the precision of this specific outcome
294 analysis.

295 Overall, this large real-world assessment of NVX-CoV2373 supplies evidence for its
296 effectiveness in the general population. Data indicate the favorable vaccine effectiveness of
297 NVX-CoV2373 compared with the mRNA-based vaccine, BNT162b2, in preventing any SARS-
298 CoV-2 infection and the potential of an enhanced durable protection from SARS-CoV-2
299 infection.

300

301 **Funding:** Funding was provided by Novavax, Inc.

302

303 **Author contributions**

304 E.G., S.-A.C., M.V., M.D.R., and Y.J.C. conceptualized the trial and contributed to its design.
305 E.G., S.-A.C., K.K., and E.B. were involved in the extraction and analysis of data. E.G., S.-A.C.,
306 K.K., E.B., J.F., M.V., M.D.R., and Y.J.C. were involved in the interpretation of data. E.G., S.-
307 A.C., K.K., E.B., and Y.J.C. verified the data. E.G., S.-A.C., K.K., E.B., J.F., M.V., M.D.R., and
308 Y.J.C. drafted the manuscript. E.G., S.-A.C., and K.K. performed the statistical analyses. S.-A.C.,
309 J.F., M.D.R., and Y.J.C. supervised the study. All authors critically reviewed and approved the
310 manuscript.

311

312

313 **Data availability**

314 The data used in this study are from the K-CoV-N cohort, which is not publicly available.
315 Researchers can apply for access to these data through the National Health Insurance Service
316 (NHIS) and Korea Disease Control and Prevention (KDCA) data linkage system. Applications
317 can be submitted via the Health Care Data Linkage (HCDL) website (<https://hcdl.mohw.go.kr/>)
318 and are subject to review by the relevant authorities.

319

320 **Declaration of Competing Interest**

321 EG, S-AC, KK, EB, and YJC are study investigators and do not have any conflicts of interest to
322 report.

323 JF and MDR are salaried employees of Novavax, Inc. and may own stock.

324 MV was a salaried employee of Novavax, Inc. and may own stock.

325

326 **Acknowledgments**

327 This study used the Korea Disease Control and Prevention Agency (KDCA) and National Health

328 Insurance Service (NHIS) databases for policy and academic research (KDCA-NHIS-2023-1-

329 494). The conclusions of this study are not related to this institution. Medical writing and

330 editorial support were provided by Kelly M. Fahrbach, PhD, CMPP, and Ebenezer M. Awuah-

331 Yeboah, BS, of Ashfield MedComms (New York, USA), an Inizio company, supported by

332 Novavax, Inc. The authors also thank doctors Mark Thompson and Chengbin Wang for their

333 input on study initiation.

334

335 **Appendix A. Supporting information**

336 Supplementary data associated with this article can be found in the online version.

337

338

339

340 References

- 341 1. Carabelli AM, Peacock TP, Thorne LG, Harvey WT, Hughes J, Consortium C-GU, et al.
342 SARS-CoV-2 variant biology: immune escape, transmission and fitness. *Nat Rev Microbiol*
343 2023;**21**(3):162–77.
- 344 2. Ministry of Food and Drug Safety. COVID-19 Vaccine Regulatory Website; 2024.
345 Available from: <https://www.mfds.go.kr/vaccine_covid19.jsp>.
- 346 3. World Health Organization. COVID-19 Vaccine Tracker; 2022. Available from:
347 <<https://covid19.trackvaccines.org/agency/who/>>.
- 348 4. European Medicines Agency. Nuvaxovid COVID-19 vaccine (recombinant, adjuvanted);
349 2024. Available from: <<https://www.ema.europa.eu/en/medicines/human/EPAR/nuvaxovid>>.
- 350 5. European Medicines Agency. Comirnaty COVID-19 mRNA vaccine; 2024. Available
351 from: <<https://www.ema.europa.eu/en/medicines/human/EPAR/comirnaty>>.
- 352 6. European Medicines Agency. Spikevax COVID-19 mRNA vaccine; 2024. Available
353 from: <[https://www.ema.europa.eu/en/medicines/human/EPAR/spikevax-previously-covid-19-](https://www.ema.europa.eu/en/medicines/human/EPAR/spikevax-previously-covid-19-vaccine-moderna)
354 [vaccine-moderna](https://www.ema.europa.eu/en/medicines/human/EPAR/spikevax-previously-covid-19-vaccine-moderna)>.
- 355 7. Korea Disease Control and Prevention Agency. Infectious Diseases Portal; 2024.
356 Available from: <<https://dportal.kdca.go.kr/pot/index.do#none>>.
- 357 8. World Health Organization. COVID-19 advice for the public: Getting vaccinated; 2023.
358 Available from: <[https://www.who.int/emergencies/diseases/novel-coronavirus-2019/covid-19-](https://www.who.int/emergencies/diseases/novel-coronavirus-2019/covid-19-vaccines/advice)
359 [vaccines/advice](https://www.who.int/emergencies/diseases/novel-coronavirus-2019/covid-19-vaccines/advice)>.
- 360 9. Korean Disease Control and Prevention Agency. COVID-19 Vaccination 2024; 2024.
361 Available from:
362 <https://dportal.kdca.go.kr/pot/www/CVID19/PRVNTN/VCNTN.jsp?seq=TAB2_9>.
- 363 10. Ao D, He X, Hong W, Wei X. The rapid rise of SARS-CoV-2 Omicron subvariants with
364 immune evasion properties: XBB.1.5 and BQ.1.1 subvariants. *MedComm (2020)* 2023;**4**(2):e239.
- 365 11. Korean Disease Control and Prevention Agency. Immunization Guidelines 2024; 2024.
366 Available from: <<https://nip.kdca.go.kr/irhp/infm/goVcntInfo.do?menuLv=1&menuCd=162>>.
- 367 12. World Health Organization. Statement on the antigen composition of COVID-19
368 vaccines; 2023. Available from: <[https://www.who.int/news/item/18-05-2023-statement-on-the-](https://www.who.int/news/item/18-05-2023-statement-on-the-antigen-composition-of-covid-19-vaccines)
369 [antigen-composition-of-covid-19-vaccines](https://www.who.int/news/item/18-05-2023-statement-on-the-antigen-composition-of-covid-19-vaccines)>.
- 370 13. European Medicines Agency. EMA recommendation to update the antigenic composition
371 of authorised COVID-19 vaccines for 2024-2025; 2024. Available from: <
372 [https://www.ema.europa.eu/en/documents/other/ema-recommendation-update-antigenic-](https://www.ema.europa.eu/en/documents/other/ema-recommendation-update-antigenic-composition-authorised-covid-19-vaccines-2024-2025_en.pdf-0)
373 [composition-authorised-covid-19-vaccines-2024-2025_en.pdf-0](https://www.ema.europa.eu/en/documents/other/ema-recommendation-update-antigenic-composition-authorised-covid-19-vaccines-2024-2025_en.pdf-0)>.
- 374 14. Dunkle LM, Kotloff KL, Gay CL, Anez G, Adelglass JM, Barrat Hernandez AQ, et al.
375 Efficacy and safety of NVX-CoV2373 in adults in the United States and Mexico. *NEJM*
376 2022;**386**(6):531–43.
- 377 15. Heath PT, Galiza EP, Baxter DN, Boffito M, Browne D, Burns F, et al. Safety and
378 Efficacy of the NVX-CoV2373 Coronavirus Disease 2019 Vaccine at Completion of the
379 Placebo-Controlled Phase of a Randomized Controlled Trial. *Clin Infect Dis* 2023;**76**(3):398–
380 407.
- 381 16. Baden LR, El Sahly HM, Essink B, Kotloff K, Frey S, Novak R, et al. Efficacy and safety
382 of the mRNA-1273 SARS-CoV-2 vaccine. *NEJM* 2021;**384**(5):403–16.
- 383 17. Polack FP, Thomas SJ, Kitchin N, Absalon J, Gurtman A, Lockhart S, et al. Safety and
384 Efficacy of the BNT162b2 mRNA Covid-19 Vaccine. *NEJM* 2020;**383**(27):2603–15.

- 385 18. Gwak E, Choe S-A, Bolormaa E, Choe YJ, Wang C, Fix J, et al. Short-Term Relative
386 Effectiveness of Homologous NVX-CoV2373 and BNT162b2 COVID-19 Vaccinations in South
387 Korea. *medRxiv* [preprint] 2024. DOI: [10.1101/2024.07.02.24309830](https://doi.org/10.1101/2024.07.02.24309830).
- 388 19. Lee ES, Choe YJ, Choe SA, Gwak ES, Kwon D. Relative Effectiveness of the NVX-
389 CoV2373 Vaccine Compared With the BNT162b2 Vaccine in Adolescents. *Pediatr Infect Dis J*
390 2024.
- 391 20. Link-Gelles R, Ciesla AA, Mak J, Miller JD, Silk BJ, Lambrou AS, et al. Early Estimates
392 of Updated 2023-2024 (Monovalent XBB.1.5) COVID-19 Vaccine Effectiveness Against
393 Symptomatic SARS-CoV-2 Infection Attributable to Co-Circulating Omicron Variants Among
394 Immunocompetent Adults - Increasing Community Access to Testing Program, United States,
395 September 2023-January 2024. *MMWR Morb Mortal Wkly Rep* 2024;**73**(4):77-83.
- 396 21. Liu B, Stepien S, Qian J, Gidding H, Nicolopoulos K, Amin J, et al. Comparative
397 effectiveness of four COVID-19 vaccines, BNT162b2 mRNA, mRNA-1273, ChAdOx1 nCov-19
398 and NVX-CoV2373 against SARS-CoV-2 B.1.1.529 (Omicron) infection. *Vaccine*
399 2023;**41**(38):5587–91.
- 400 22. Mateo-Urdiales A, Sacco C, Petrone D, Bella A, Riccardo F, Del Manso M, et al.
401 Estimated Effectiveness of a Primary Cycle of Protein Recombinant Vaccine NVX-CoV2373
402 Against COVID-19. *JAMA Netw Open* 2023;**6**(10):e2336854.
- 403 23. Lim S, Sohn M. How to cope with emerging viral diseases: lessons from South Korea's
404 strategy for COVID-19, and collateral damage to cardiometabolic health. *Lancet Reg Health*
405 *West Pac* 2023;**30**:100581.
- 406 24. Kim IH, No JS, Kim JA, Park AK, Lee H, Kim JM, et al. Genomic epidemiology of
407 SARS-CoV-2 variants in South Korea between January 2020 and February 2023. *Virology*
408 2023;**587**:109869.
- 409 25. Nextstrain.org. Genomic epidemiology of SARS-CoV-2 with subsampling focused on
410 Asia; 2024. Available from: <https://nextstrain.org/ncov/gisaid/asia/6m?dmax=2022-12-15>.
- 411 26. Gwak E, Kim T, Shin JY, Choi NK, Han S, Lee JY, et al. Effectiveness and Safety of
412 COVID-19 Vaccination During Preconceptional and Preclinical Pregnancy Period: A National
413 Population Study. *J Korean Med Sci* 2023;**38**(41):e314.
- 414 27. Park MJ, Choi JH, Cho JH. Estimation of the Effectiveness of a Tighter, Reinforced
415 Quarantine for the Coronavirus Disease 2019 (COVID-19) Outbreak: Analysis of the Third
416 Wave in South Korea. *J Pers Med* 2023;**13**(3).
- 417 28. Agostini E, Bloise F, Tancioni M. Vaccination policy and mortality from COVID-19 in
418 the European Union. *Econom J* 2024;**27**(2):299–322.
- 419 29. Hitchings MDT, Lewnard JA, Dean NE, Ko AI, Ranzani OT, Andrews JR, et al. Use of
420 Recently Vaccinated Individuals to Detect Bias in Test-Negative Case-Control Studies of
421 COVID-19 Vaccine Effectiveness. *Epidemiology* 2022;**33**(4):450–6.
- 422 30. Menegale F, Manica M, Zardini A, Guzzetta G, Marziano V, d'Andrea V, et al.
423 Evaluation of Waning of SARS-CoV-2 Vaccine-Induced Immunity: A Systematic Review and
424 Meta-analysis. *JAMA Netw Open* 2023;**6**(5):e2310650.
- 425 31. Liu X, Munro APS, Wright A, Feng S, Janani L, Aley PK, et al. Persistence of immune
426 responses after heterologous and homologous third COVID-19 vaccine dose schedules in the UK:
427 eight-month analyses of the COV-BOOST trial. *J Infect* 2023;**87**(1):18–26.
- 428 32. Park SK, Choe YJ, Choe SA, Cowling BJ, Hwang JH, Lee JH, et al. Comparative
429 Effectiveness of BNT162b2 and NVX-CoV2373 Vaccines in Korean Adults. *medRxiv* [preprint]
430 2023. DOI: [10.1101/2023.02.18.23286136](https://doi.org/10.1101/2023.02.18.23286136).

- 431 33. Kim HK, Park SK, Choe SA, Gwak ES, Cowling BJ, Kim YM, et al. Risk of SARS-
432 CoV-2 breakthrough infection following NVX-CoV2373 and BNT162b2 vaccinations in Korean
433 Adults: A population-based observational study. *Vaccine* 2024;**42**(7):1440–4.
434

435 **Table 1**
 436 Matched participant baseline characteristics for third and fourth doses, by vaccine type.

Variable, n (%)	Third dose			Fourth dose		
	NVX-CoV2373 (n=81,724)	BNT162b2 (n=119,506)	aSD ^a	NVX-CoV2373 (n=489,904)	BNT162b2 (489,904)	aSD ^a
Age						
12–17	20 (0.0)	431 (0.4)	0.05	0 (0.0)	0 (0.0)	–
18–24	9545 (11.7)	15,834 (13.3)	0.04	407 (0.1)	521 (0.1)	0.01
25–39	13,648 (16.7)	24,257 (20.3)	0.09	842 (0.2)	1176 (0.2)	0.01
40–49	22,359 (27.4)	21,106 (17.7)	0.24	3330 (0.7)	2338 (0.5)	0.02
50–59	18,044 (22.1)	22,767 (19.1)	0.08	84,240 (17.2)	73,537 (15.0)	0.07
60–69	11,966 (14.6)	19,051 (15.9)	0.04	213,277 (43.5)	220,406 (45.0)	0.03
70–79	3974 (4.9)	9394 (7.9)	0.13	132,076 (27.0)	134,753 (27.5)	0.01
≥80	2168 (2.7)	6666 (5.6)	0.15	55,732 (11.4)	57,173 (11.7)	0.01
Sex						
Male	38,760 (47.4)	49,730 (41.6)	0.12	242,918 (49.6)	243,113 (49.6)	<0.01
Female	42,964 (52.6)	69,776 (58.4)	–	246,986 (50.4)	246,791 (50.4)	–
Non-capital area ^b	39,655 (48.5)	52,288 (43.8)	0.10	285,394 (58.3)	272,387 (55.6)	0.05
CCI ≥3	5045 (6.2)	7371 (6.2)	<0.01	59,351 (12.1)	60,001 (12.3)	<0.01
Disabled	4208 (5.2)	7744 (6.5)	0.06	58,714 (12.0)	59,892 (12.2)	0.01
Employed	38,719 (47.4)	47,723 (39.9)	0.15	138,183 (28.2)	132,153 (27.0)	0.03
Income level ^c						
Medical aid beneficiary	2598 (3.2)	5108 (4.4)	0.06	26,921 (5.6)	28,023 (5.8)	0.01
1Q	10,504 (13.1)	14,722 (12.7)	0.02	73,819 (15.3)	74,188 (15.4)	<0.01
2Q	12,945 (16.1)	23,049 (19.8)	0.09	93,727 (19.4)	95,092 (19.7)	0.01
3Q	18,441 (23.0)	28,875 (24.8)	0.04	102,438 (21.2)	103,770 (21.5)	0.01
4Q	35,772 (44.6)	44,596 (38.3)	0.13	186,389 (38.6)	182,191 (37.7)	0.02
Obese (BMI >30kg/m ²)	2382 (2.9)	2546 (2.1)	0.05	11,797 (2.4)	11,147 (2.3)	0.01
Current smoker	5695 (7.0)	7232 (6.1)	0.04	27,631 (5.6)	27,598 (5.6)	<0.01
Prior SARS-CoV-2 infection	12,078 (14.8)	15,707 (13.1)	0.05	114,233 (23.3)	113,250 (23.1)	<0.01

437 ^aaSD values >0.1 indicate a significant imbalance between vaccine groups. ^bIndication of whether participants were living inside
 438 or outside of the Seoul capital area. ^cIncome was categorized as medical aid beneficiary (no/lowest income) and then into
 439 quartiles of 10%–40%, >40%–60%, >60%–80%, and >80%–100%.
 440 aSD, absolute standardized difference; BMI, body mass index; CCI, Charlson comorbidity index; Q, quartile.

441

442

443 **Table 2**
 444 Incidence rates (IRs) and adjusted hazard ratios (aHRs) for any and severe SARS-CoV-2 infection following third and fourth
 445 COVID-19 vaccine doses (presented by risk window since vaccination^a).

Risk window	Dose SARS-CoV-2 infection	NVX-CoV2373			BNT162b2			aHR (95% CI)
		Events, n	Time (1000 person-days)	IR (95% CI) ^b	Events, n	Time (1000 person-days)	IR (95% CI) ^b	
30 days	<i>Third</i>							
	Any	6455	2337	2.76 (2.70–2.83)	9799	3429	2.86 (2.80–2.91)	0.94 (0.91–0.97)
	Severe	10	2451	0.00 (0.00–0.01)	32	3585	0.01 (0.01–0.01)	0.66 (0.32–1.35)
	<i>Fourth</i>							
	Any	11,306	14,504	0.78 (0.77–0.79)	9115	14,551	0.63 (0.61–0.64)	1.19 (1.16–1.22)
	Severe	30	14,696	0.00 (0.00–0.00)	21	14,697	0.00 (0.00–0.00)	1.37 (0.78–2.43)
60 days	<i>Third</i>							
	Any	9042	4545	1.99 (1.95–2.03)	15,795	6615	2.39 (2.35–2.43)	0.81 (0.79–0.83)
	Severe	16	4903	0.00 (0.00–0.00)	68	7167	0.01 (0.01–0.01)	0.51 (0.29–0.88)
	<i>Fourth</i>							
	Any	24,542	28,681	0.86 (0.85–0.87)	23,621	28,789	0.82 (0.81–0.83)	1.00 (0.98–1.02)
	Severe	64	29,391	0.00 (0.00–0.00)	49	29,392	0.00 (0.00–0.00)	1.34 (0.92–1.95)
90 days	<i>Third</i>							
	Any	11,318	6684	1.69 (1.66–1.72)	20,046	9656	2.08 (2.05–2.11)	0.79 (0.77–0.81)
	Severe	28	7353	0.00 (0.00–0.00)	88	10,749	0.01 (0.01–0.01)	0.69 (0.45–1.07)
	<i>Fourth</i>							
	Any	57,000	42,209	1.35 (1.34–1.36)	62,023	42,274	1.47 (1.46–1.48)	0.88 (0.87–0.89)
	Severe	135	44,081	0.00 (0.00–0.00)	111	44,083	0.00 (0.00–0.00)	1.27 (0.99–1.64)
120 days	<i>Third</i>							
	Any	14,495	8747	1.66 (1.63–1.68)	25,253	12,560	2.01 (1.99–2.04)	0.80 (0.78–0.81)

	Severe	37	9803	0.00 (0.00–0.00)	115	14,329	0.01 (0.01–0.01)	0.69 (0.48–1.01)
	<i>Fourth</i>							
	Any	91,114	54,631	1.67 (1.66–1.68)	99,656	54,486	1.83 (1.82–1.84)	0.86 (0.86–0.87)
	Severe	243	58,764	0.00 (0.00–0.00)	202	58,768	0.00 (0.00–0.00)	1.28 (1.06–1.55)
150 days	<i>Third</i>							
	Any	19,677	10,683	1.84 (1.82–1.87)	33,689	15,262	2.21 (2.18–2.23)	0.78 (0.77–0.80)
	Severe	47	12,253	0.00 (0.00–0.00)	140	17,908	0.01 (0.01–0.01)	0.70 (0.50–0.97)
	<i>Fourth</i>							
	Any	102,982	66,366	1.55 (1.54–1.56)	112,483	65,954	1.71 (1.70–1.72)	0.86 (0.86–0.87)
	Severe	294	73,448	0.00 (0.00–0.00)	261	73,453	0.00 (0.00–0.00)	1.19 (1.01–1.41)
180 days	<i>Third</i>							
	Any	23,820	12,467	1.91 (1.89–1.94)	40,214	17,722	2.27 (2.25–2.29)	0.78 (0.76–0.80)
	Severe	53	14,702	0.00 (0.00–0.00)	148	21,488	0.01 (0.01–0.01)	0.73 (0.53–1.00)
	<i>Fourth</i>							
	Any	106,377	77,899	1.37 (1.36–1.37)	116,057	77,199	1.50 (1.49–1.51)	0.86 (0.86–0.87)
	Severe	330	88,131	0.00 (0.00–0.00)	289	88,138	0.01 (0.01–0.01)	1.21 (1.03–1.41)

446 ^aRisk windows began 7 days post dose and ran from days 7–37, 7–67, 7–97, 7–127, 7–157, and 7–187. ^bCalculated per 1000 person-days.

447

448 **Figure legends**

449

450 **Fig. 1.** Study design for relative vaccine effectiveness comparing NVX-CoV2373 and
451 BNT162b2.

452

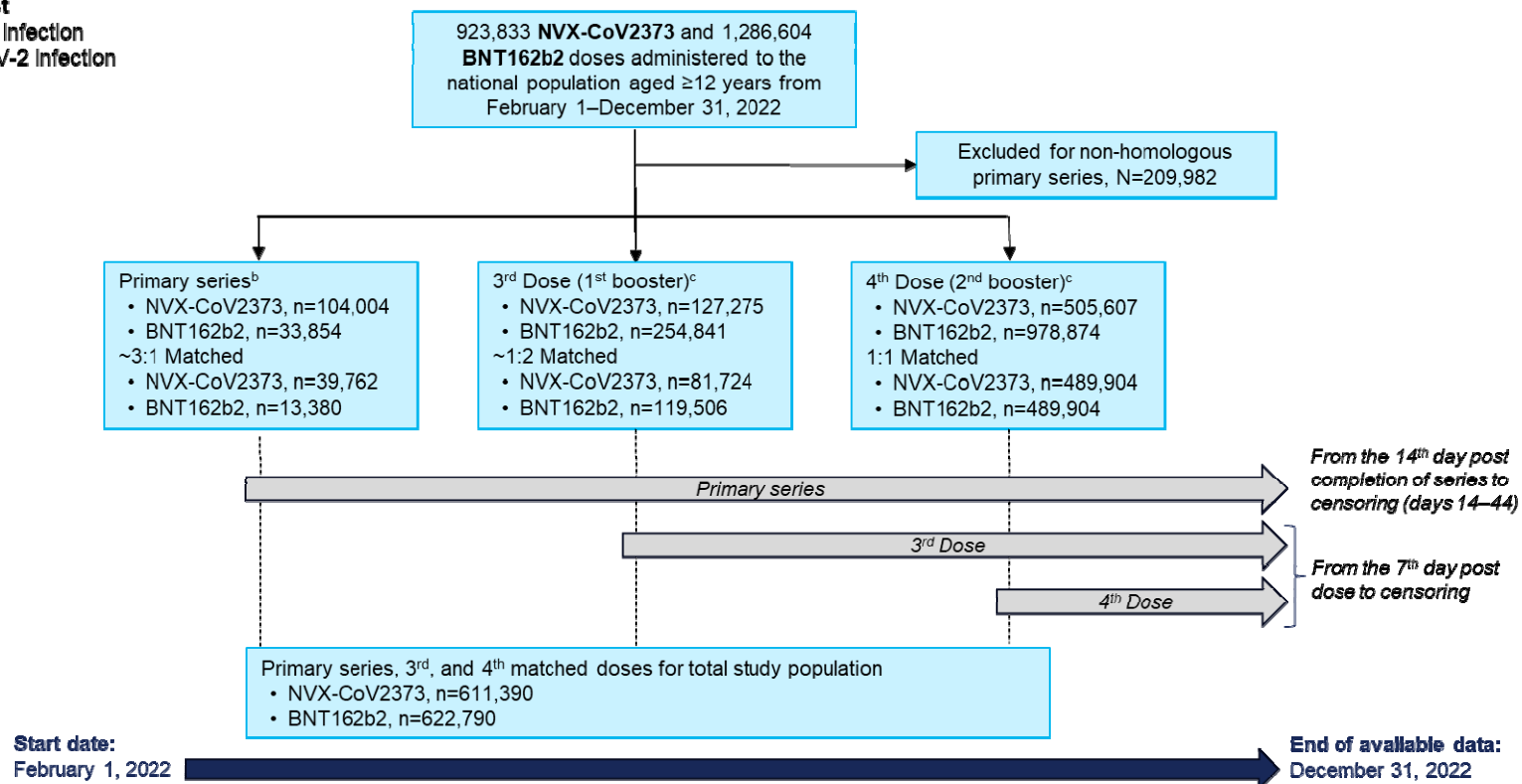
453 **Fig. 2.** Cumulative risk of all SARS-CoV-2 infections after receipt of third dose (left) or fourth
454 dose (right) of NVX-CoV2373 or BNT162b2. Shaded area presents 95% confidence intervals of
455 incidences. Risk windows began 7 days post dose and ran from days 7–37, 7–67, 7–97, 7–127,
456 7–157, and 7–187.

457

458 **Fig. 3.** Adjusted hazard ratios (aHRs) of any or severe SARS-CoV-2 infection after a third or
459 fourth dose of NVX-CoV-2373 or BNT162b2. Risk estimates after a third (left panel) or fourth
460 (right panel) dose of NVX-CoV2373 versus BNT162b2 is displayed as aHR with 95% CI. Risk
461 windows began 7 days post dose and ran from days 7–37, 7–67, 7–97, 7–127, 7–157, and 7–187.
462 aHR values <1 favor protection from SARS-CoV-2 infection with NVX-CoV2373 and >1 favor
463 BNT162b2.

Outcomes of Interest

1. Any SARS-CoV-2 Infection
2. Severe SARS-CoV-2 Infection



^aFollow-up started 14 days after the second dose of the primary series or 7 days after the third or fourth dose. Risk windows for outcomes were 30-, 60-, 90-, 120-, 150-, and 180-days after start of follow-up.

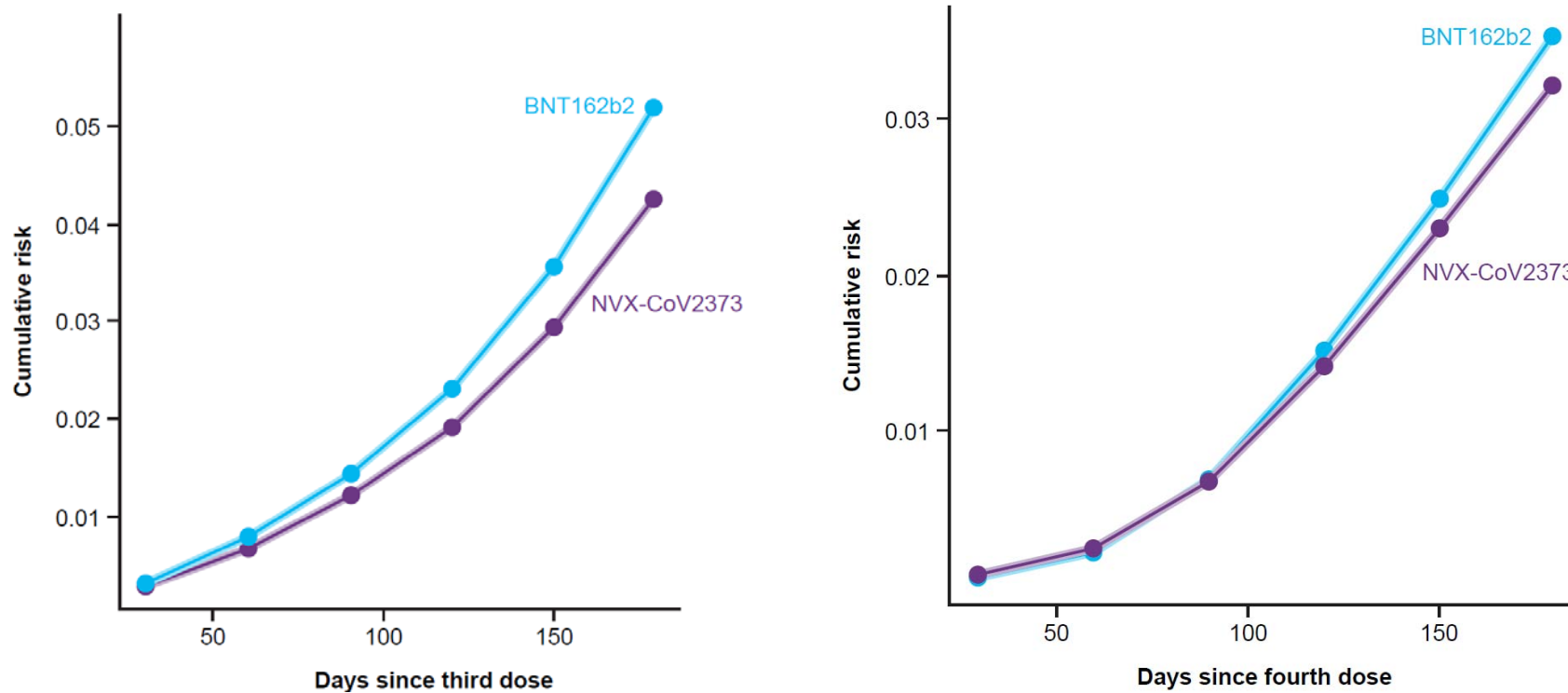
^bPropensity score matching based on demographic and clinical characteristics and month of vaccination. ^cHomologous and heterologous matching based on dose.

464

465 **Fig. 1.** Study design for relative vaccine effectiveness comparing NVX-CoV2373 and BNT162b2.

466

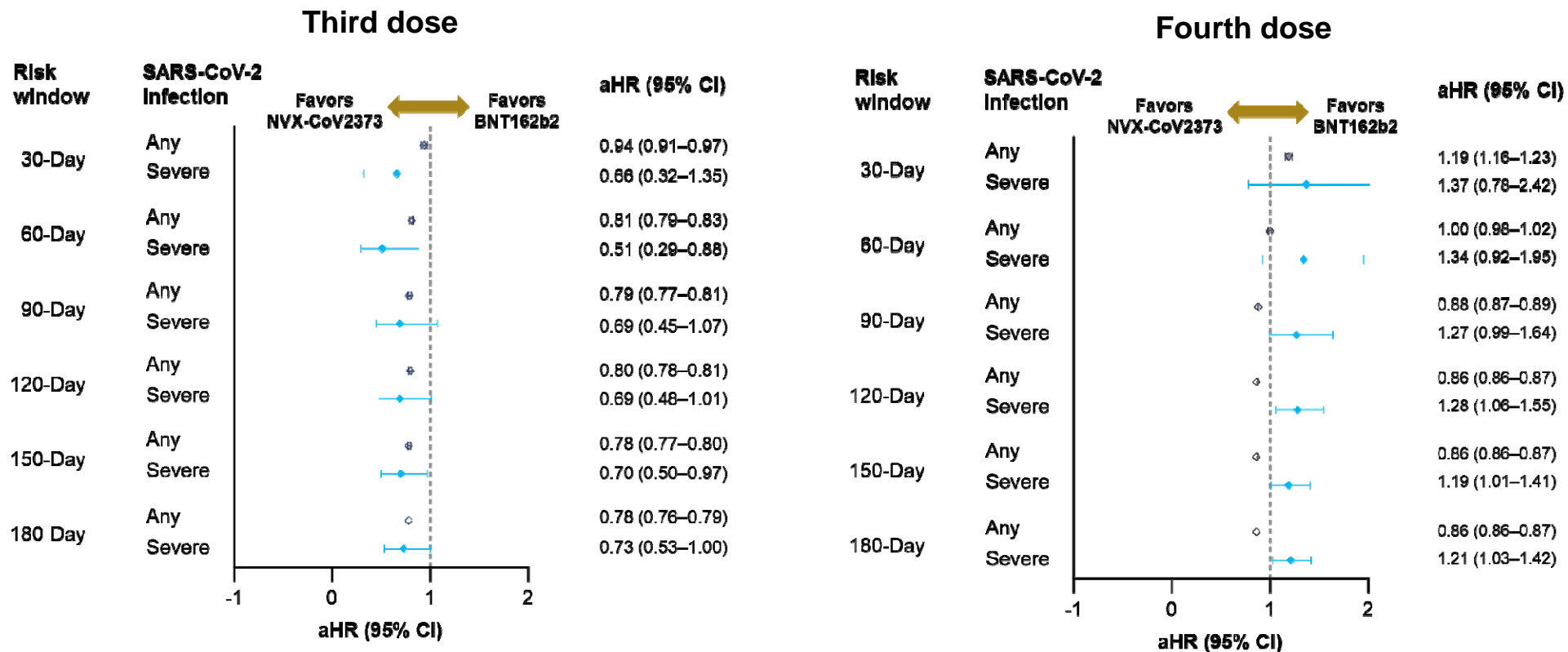
467



468

469 **Fig. 2.** Cumulative risk of any SARS-CoV-2 infection after receipt of third (left) and fourth (right) doses of NVX-CoV2373 or
470 BNT162b2.

471



472 **Fig. 3.** Adjusted hazard ratios (aHR) of any or severe SARS-CoV-2 infection after a third (left panel) or fourth (right panel) dose of
 473 NVX-CoV2373 or BNT162b2, by risk window. Risk windows began 7 days post dose and ran from days 7–37, 7–67, 7–97, 7–127, 7–
 474 157, and 7–187.

475