

Title: Impact of Scabies on Quality of Life and Recent Advances in Management: A Systematic Review

Authors:

Sakshi Kumari, Swathi Srinivas, Zainab Siddiqua, Muhammad Saeed Qazi, Mahin Sheikh, Shree Rath, Maham Khan, Muhammad Daim Jawaid, Nayanika Tummala, Madho Mal.

Affiliation: Shimoga Institute of Medical Sciences, Shimoga, India, Sri Ramachandra Institute of Higher Education and Research, Chennai, India, Gandhi Medical College, Secunderabad, India, Bilawal Medical College, Jamshoro, Pakistan, Ameer-ud-Din Medical College, Lahore General Hospital, Lahore, Pakistan, All India Institute of Medical Sciences, Bhubaneswar, India, Fatima Jinnah Medical University, Lahore, Pakistan, Rashid Latif Medical College, Lahore, Pakistan, GITAM Institute of Medical Sciences and Research, Secunderabad, India, Liaquat University of Medical and Health Science Jamshoro

Abstract

Introduction: Scabies are a highly transmittable disease of the skin. It is caused by a specific mite named *Sarcoptes scabiei*. Individuals who are infected with scabies have a miserable life, and their quality of life is poor. It impacts the quality of life by causing physical discomfort due to itching. Not only does it lead to the mental distress of a diseased individual, but it also leads to social isolation due to the stigma associated with this condition. This systematic review highlights the profound effect of scabies on the lives of affected individuals and the recent breakthroughs in the management of scabies.

Purpose: The purpose of this article is to shed light on the impact of scabies on the quality of life. We also discussed the advancements in the management of this disease, which impacts life physically and socially.

Method: We included randomized controlled trials, clinical trials, and observational studies. Studies with full-text access were included. Case reports, letters, and systematic/narrative reviews were excluded from the search. 180 records were screened up to March 2024, of which 129 articles were from

NOTE: This preprint reports new research that has not been certified by peer review and should not be used to guide clinical practice.

PubMed and 51 from Google Scholar. 22 articles were thoroughly screened by two different reviewers independently and included in the review. Studies were carried out with no restrictions on age or sex, including the pediatric and adult populations.

Conclusion: Findings indicate a significant correlation between scabies and poor quality of life. Scabies most commonly affect children of lower socioeconomic status and in resource-limited settings. Scabies can lead to severe complications such as rheumatic heart disease, kidney diseases, and a variety of secondary bacterial infections; therefore, advances in treatment strategies are needed. Currently, permethrin and ivermectin have been used for treatment. Moxidectin, a new drug, is undergoing clinical trials to replace permethrin in regions with high resistance. The interventions need to be patient-centered, and new drugs need to be developed that have anti-parasitic actions and also lead to the prevention of secondary bacterial infections.

Keywords: scabies, quality of life, psychology, and management.

Introduction

The infectious disease scabies is brought on by an infestation of the obligatory human parasite, *Sarcoptes scabiei*. Skin-to-skin contact, including intercourse, or, less frequently, contact with contaminated fabrics (such as clothes and towels), can result in the infestation. Less than 5 to 15 mites per host are present in classical scabies. Crusted scabies are typified by an extremely elevated mite burden in the afflicted person (1). It is typically seen occasionally as an institutional outbreak in hospitals, schools, retirement communities, and long-term care facilities in industrialized countries. Its incidence in underdeveloped urban and rural areas may approach 10% in the overall population and 60% in children (2). Around 300 million cases of scabies are reported annually, with a significant concentration of infections in Southeast Asia. Scabies is the sixth most prevalent skin condition in some locations, and summertime is when most instances are reported. (3)

Scabies were found to be the cause of 0.21% of disability-adjusted life years globally across all conditions examined by the Global Burden of Disease 2015 study. As a result, the degree of clinical pathology and the psychological effects of the disease may both have an impact on scabies morbidity. Furthermore,

because of the disease's rising incidence and resistance to therapy, scabies may worsen patients' quality of life (QoL). QoL is affected by scabies to a moderate-to-severe degree. Depressive and anxiety scores are positively correlated with impaired QoL. (4) Nevertheless, Prompt management of scabies can avert sequelae like acute rheumatic fever and acute post-streptococcal glomerulonephritis, as well as secondary pyoderma. Scabies significantly lower a patient's quality of life. (3)

A comparison study conducted in Fiji showed that ivermectin outperforms permethrin. When azithromycin and ivermectin were taken together, however, the incidence of impetigo and scabies decreased just as much as when ivermectin was taken alone. After mass medication administration, the percentage of impetigo lesions containing pyogenic streptococci decreased. After the azithromycin mass drug administration, there was a brief rise in the percentage of *S. aureus* bacteria that were resistant to macrolides. (5)

The typical method for diagnosing scabies involves identifying the mite, eggs, or excrement through microscopic analysis of scales that are removed from the skin by scraping. The adhesive tape test and the burrow ink test are two further diagnostic techniques. Some sophisticated non-invasive methods, including optical coherence tomography, dermatoscopy, in vivo reflectance confocal microscopy, and video dermatoscopy, have shown increased efficacy in the diagnosis of scabies in recent years (2).

A study shows At the 4-week mark, Ivermectin had a cure rate of 78.5% with a single dose, whereas 59.5% of patients responded well to a single treatment of 10% sulfur ointment. At the 2-week follow-up, a single ivermectin dose was just as effective as a single application of sulfur 10% ointment. At the 4-week follow-up, ivermectin was better than sulfur 10% ointment after the treatment was repeated. Ivermectin's delayed clinical response raises the possibility that it is ineffective against all phases of the parasite's life cycle. Another study shows that at the 2-week follow-up, two treatments of ivermectin were just as effective as two applications of permethrin 2.5% cream. At the 4-week follow-up, ivermectin was just as effective as permethrin 2.5% cream after the treatment was repeated. (6,7)

Although permethrin has a higher treatment cost per case, it can offer a considerable efficacy of 88% and acceptance in 100% of instances. Ivermectin is less expensive and has efficacy and acceptance rates of 84% and 96%, respectively. Benzyl benzoate was the least expensive medication and delivered

80% for both rates. The least effective and most costly product was sulfur ointment. (8)

This comprehensive systematic review emphasizes the significant impact scabies have on afflicted people's lives as well as the most current advancements in scabies treatment.

This article's goal is to evaluate how scabies affect quality of life and discuss recent advancements in their management. We also examined its nature, its impact on well-being, optimal medications, their effectiveness, and strategies to decrease its prevalence.

Objectives

To assess the impact of scabies on quality of life and recent advances in management

Methodology:

Aims and Objectives:

"What is the impact of scabies infection on the quality of life, and what are recent advancements made in the management of this disease?"

Table. 1; Selection Criteria

Population	Patients with risk factors, physical symptoms, and stigma associated with scabies
Intervention	Recent advancements in the management of scabies
Comparison	Comparison with previously available treatment options
Outcome	Impact on the Quality of life of patients
Study Design	RCT and clinical Trials

Search Strategy:

PubMed was searched using a combination of keywords "Scabies, Quality of life/Psychology and Management", and included interventions to identify planned, ongoing, terminated, and completed RCTs and Clinical trials. Full-text publications were retrieved from 2014 - 2024. If no full-text publications were found Google Scholar was also searched to retrieve full texts. Following is the full PubMed search strategy, which is modified for the Cochrane Database.

Scabies and QOL without Cochrane trial filter

Scabies [tw] OR "Sarcoptes scabiei" [tw] OR "Mange, Sarcoptic" [tw] OR "Sarcoptic Mange" [tw] OR Scabies [mh] AND ("Quality of life" [tw] OR Stigma [tw] OR "Psychological wellbeing" [tw] OR "Patient satisfaction" [tw] OR "Psychological resilience" [tw] OR "Life Quality" [tw] OR "Health-Related Quality Of Life" [tw] OR "Health-Related Quality Of Life" [tw] OR HRQOL OR "Life Styles"[tw] OR Lifestyle [tw] OR "Lifestyle Induced Illness" [tw] OR "Lifestyle Factors" [tw] OR "Factor, Lifestyle" [tw] OR "Lifestyle Factor" [tw] OR "Value of Life" [tw] OR "Quality of Life/psychology" [mh])*

Scabies and Management with Cochrane Trial Filter

((Scabies [tw] OR "Sarcoptes scabiei" [tw] OR "Mange, Sarcoptic" [tw] OR "Sarcoptic Mange" [tw] OR Scabies [mh]) AND (Treatment [tw] OR Diagnos* [tw] OR Strateg* [tw] OR "Disease Management*" [tw] OR Manag* [tw] OR Advancement* [tw] OR "Management, Disease" [tw] OR "Disease Management" [mh])) AND (randomized controlled trial [pt] OR controlled clinical trial [pt] OR randomized [tiab] OR placebo [tiab] OR drug therapy [sh] OR randomly [tiab] OR trial [tiab] OR groups [tiab] OR animals [mh] NOT humans [mh])*

Cochrane Central Search Strategy:

- #1 MeSH descriptor: [Scabies] explode all trees
- #2 (Scabies): ti,ab,kw (Word variations have been searched)
- #3 (Sarcoptes scabiei): ti,ab,kw (Word variations have been searched)
- #4 (Mange, Sarcoptic): ti,ab,kw (Word variations have been searched)
- #5 (Sarcoptic Mange): ti,ab,kw (Word variations have been searched)
- #6 #1 OR #2 OR #3 OR #4 OR #5
- #7 MeSH descriptor: [Disease Management] explode all trees
- #8 (Treatment): ti,ab,kw (Word variations have been searched)
- #9 (Diagnosis): ti,ab,kw (Word variations have been searched)
- #10 (strategies): ti,ab,kw (Word variations have been searched)

- #11 (advancement): ti,ab,kw (Word variations have been searched)
- #12 #7 OR #8 OR #9 OR #10 OR #11
- #13 #6 AND #12
- #14 MeSH descriptor: [Quality of Life] explode all trees
- #15 (Stigma): ti,ab,kw (Word variations have been searched)
- #16 (Quality of life): ti,ab,kw (Word variations have been searched)
- #17 (Psychological wellbeing): ti,ab,kw (Word variations have been searched)
- #18 (Patient satisfaction): ti,ab,kw (Word variations have been searched)
- #19 (Psychological resilience): ti,ab,kw (Word variations have been searched)
- #20 (Life Quality): ti,ab,kw (Word variations have been searched)
- #21 (Health-Related Quality of Life): ti,ab,kw (Word variations have been searched)
- #22 (Value of Life): ti,ab,kw (Word variations have been searched)
- #23 #14 OR #15 OR #16 OR #17 OR #18 OR #19 OR #20 OR #21 OR #22
- #24 #6 AND #23

Eligibility Criteria:

1. RCT, Clinical Trials, and Observational studies are included
2. Studies conducted between 2014 - 2024.
3. Studies were carried out with no restrictions on age and sex including the pediatric and adult population.
4. Studies report recent advancements in the diagnosis, understanding, and treatment of scabies.
5. Studies exploring prevalence, risk factors, stigma, and physical symptoms associated with scabies.
6. Studies focusing on the impact of scabies infection on quality of life.

7. This review did not include case reports, letters to editors, reviews, and case series.
8. Articles in languages other than English are also excluded from the review.

Screening and Selection:

The bibliographic database was managed through Mendeley. Two independent reviewers initially assessed the paper based on its title and abstract. Case reports, letters, and systematic/narrative reviews were excluded from the search. Papers containing relevant keywords in their titles and abstracts were chosen for full-text review. If a paper lacked an abstract but its title related to the review's objectives, it was also considered for full-text screening. Both reviewers undertook a detailed examination of the selected full-text papers. Those meeting all selection criteria were then subjected to data extraction. Additionally, the reviewers manually examined the reference lists of all selected articles to find any further relevant papers. Any disagreements between the reviewers were resolved through discussion.

Data Extraction and Quality Assessment

Data extraction was done by one reviewer using a standardized form and was verified by another reviewer. The study was assessed based on study design, participants' demographics, intervention, outcome measures, and safety profile. The quality assessment process was conducted by an independent reviewer and validated by a second reviewer through RevMan. For RCT, ROB2 was used. Disagreements for each criterion were settled through discussion.

One significant challenge during the data collection process was the unavailability of free full-text articles for many studies. This limitation hindered our access to comprehensive data, as we relied on complete texts to extract relevant information. Additionally, several studies were not available in English, which further restricted our access to crucial data. The language barrier prevented us from including potentially valuable studies in our analysis.

Another obstacle we faced was encountering studies with incomplete or insufficient data. Some studies lacked proper documentation of their

methodology, making it difficult to assess the reliability and validity of their findings. Without a clear understanding of the study methodology, we were unable to incorporate these studies into our analysis with confidence.

Study findings included in the study are summarised below:

Authors and year	Country	Study Design	intervention	Institution	Outcome Measures	Safety Profile	Participants	Significant Findings
Meyersburg et al 2024	Austria	RCT	The study highlights the reduced efficacy of topical permethrin 5% in treating scabies, possibly due to increasing mite resistance. BB 25% demonstrated a significantly higher cure rate and reasonable tolerability despite the reported burning sensation.	University Hospital Salzburg of the Paracelsus Medical University Salzburg, Salzburg, Austria	Treatment efficacy was assessed based on dermoscopy-verified cure rates at a 3-week follow-up visit. Tolerability and safety profiles of both topical permethrin 5% and BB 25% were evaluated, focusing on adverse reactions and patient-reported symptoms.	Permethrin 5% cream demonstrated excellent tolerability and safety, with minimal adverse effects reported. BB 25% emulsion, on the other hand, produced a burning sensation in 43% of patients, indicating lower tolerability compared to permethrin.	110	The study compared the efficacy of topical permethrin 5% and benzyl benzoate (BB) 25% in treating scabies. Dermoscopy-verified cure rates at a 3-week follow-up were 27% in the permethrin group and 87% in the BB group. Permethrin demonstrated a lack of efficacy in the majority of scabies cases, whereas BB showed a significantly higher cure rate.
Hardy et al 2021	Republic of Fiji	RCT	The findings suggest that implementing a 1-dose ivermectin-based Mass Drug Administration (MDA) could be as effective as the traditional 2-dose regimen	Murdoch Children's Research Institute, Melbourne, Victoria, Australia	Scabies prevalence was the primary outcome measure, assessed at baseline and 12 months post-intervention. The study also evaluated the effectiveness of different MDA strategies (2-	headache, dizziness, nausea, diarrhea, or abdominal discomfort. Neurological symptoms: Rarely, ivermectin can cause neurological adverse effects like	3812	The study compared the effectiveness of different community-wide treatment strategies for controlling scabies prevalence in Fijian villages. Both the 2-dose ivermectin-based Mass Drug Administration (MDA) and 1-dose ivermectin-based MDA, as well as a screen-and-

			for controlling scabies at the community level. A screen-and-treat strategy using topical permethrin also showed substantial reductions in scabies prevalence.		dose vs. 1-dose ivermectin-based MDA) and a screen-and-treat approach with topical permethrin in reducing community-level scabies burden.	drowsiness, tremors, or confusion, especially at higher doses.		treat approach with permethrin, substantially reduced scabies prevalence at 12 months. The 1-dose ivermectin-based MDA was found to be non-inferior to the 2-dose regimen in terms of reducing scabies prevalence in the community.
Alipour et al 2015	Iran	RCT		Tabriz university of medical scien	oral ivermectin showed higher efficacy with cure rates of 61.9% after a single dose at 2 weeks and 78.5% after repeated treatments at 4 weeks. Sulfur ointment achieved lower cure rates initially (45.2% at 2 weeks, improving to 59.5% at 4 weeks with repeated applications)	Both treatments were well-tolerated, with mild irritation being the main reported adverse event.	420	Oral ivermectin demonstrated superior and sustained clearance of scabies lesions compared to sulfur ointment, highlighting its effectiveness as an alternative treatment option for scabies
Marina et al 2022	Indonesia	RCT	.	1 Dermatology and Venereology Department, Faculty of Medicine, Universitas Indonesia " Dr Cipto Mangunkusumo General

				Hospital, Jakarta, Indonesia				
Romani et al 2019	Solomon islands	Rct	.	The Kirby Institute, UNSW, Sydney, NSW, Australia	Outcome measures included comparing scabies and impetigo prevalence in ten randomly selected villages at 12 months versus baseline to ensure representativeness. Additionally, outpatient clinic attendance for any reason was analyzed in the 3 months post-mass drug administration compared to the pre-administration period (excluding the administration month). Further comparisons included clinic attendance before and after administration within shorter (1 month) and longer (12 months) time frames, excluding the administration month. Finally, paired analyses of scabies and impetigo prevalence were conducted in four baseline villages at 12	.	26188	After mass drug administration, scabies prevalence reduced by 88% (95% CI 76.5–99.3) and impetigo by 74% (63.4–84.7) at 12 months. Outpatient clinic attendance decreased by 36.1% (95% CI 34.7–37.6) overall and by 50.9% (95% CI 48.6–53.1) for skin sores, boils, and abscesses. Integrating ivermectin-based treatment with azithromycin for trachoma achieved high efficacy, supporting population-level control strategies

					months, and baseline			
Illyas et al 2023	Pakistan	RCT	.	Fatima Jinnah Medical University, Lahore	The primary outcome measures included clinical grading of scabies lesions and itch severity scores. Efficacy was assessed based on the proportion of patients showing improvement in symptoms and resolution of scabies lesions after one week of treatment.	Common adverse events associated with oral ivermectin may include gastrointestinal symptoms (such as nausea, vomiting, diarrhea), dizziness, and skin reactions. Topical permethrin can sometimes cause local skin irritation or allergic reaction	60	Efficacy Comparison: Permethrin 5% demonstrated higher efficacy compared to oral ivermectin in treating scabies, with 73.3% of patients showing efficacy in the permethrin group versus 26.7% in the ivermectin group (p-value < 0.05). Age Distribution: The mean age of patients receiving permethrin was slightly higher than those receiving ivermectin, but this difference did not impact the efficacy outcomes significantly.
Susanna J. Lake et al 2018	Solomon Islands	Cluster RCT	20 villages randomly assigned to receive either one dose (Arm 1) or two doses 7-14 days apart (Arm 2) of Mass Drug Administration (MDA).	Tropical Diseases Research Group, Murdoch Children's Research Institute, Melbourne, 2 Department of Paediatrics, University of Melbourne, Melbourne, 3 Melbourne	The primary outcome measure of this trial was the change in scabies prevalence at 12 months post-Mass Drug Administration (MDA) compared to baseline (pre-MDA). Secondary outcome measures included scabies prevalence at 24 months post-MDA, as well as prevalence rates of impetigo (a bacterial skin infection often coexisting with scabies) at the same time points	Pregnant women, young children, and individuals with specific contraindications received topical permethrin instead. Adverse effects such as gastrointestinal symptoms, dizziness, and skin reactions were monitored and managed by healthcare providers	20 villages	There was no reduction in scabies prevalence in either the one or two dose arms. However there was a reduction in the severity of scabies

				e Childrenâ €™s Global Health, Melbourn e, Australia				
Matthewman et al 2020	Gabon	RCT	Treating all family members and close contacts of individuals with scabies is a common approach recommended to prevent disease spread, but the evidence supporting this practice is limited.	.	Primary Endpoint: Clinical cure after 28 days. Secondary Endpoint: Proportion of affected household members per household after 28 days.	.	79	The study investigated the effectiveness of treating all family members and close contacts of individuals with scabies, compared to treating only the affected individuals. It found that treating household contacts alongside affected individuals may lead to improved clinical cure rates and reduced scabies prevalence within households. However, the observed benefit was less pronounced than anticipated, suggesting the need for further research to definitively evaluate this practice.
Lake et al 2020	Solomon Islands	RCT	The RISE trial aims to address the challenges associated with implementing two-dose ivermectin-based MDA for scabies control in resource-limited settings. If the trial demonstrates non-inferiority of one-dose	.	The primary outcome measure is the reduction in scabies prevalence after 12 months, comparing one-dose MDA to two-dose MDA. Secondary outcome measures include impetigo prevalence after 12 and 24 months, scabies prevalence at 24 months post-intervention, and	.	20 villages	primary objective of the RISE trial is to determine if ivermectin-based mass drug administration (MDA) with one dose is as effective as MDA with two doses in reducing the prevalence of scabies after 12 months. Secondary objectives include assessing the impact on impetigo prevalence after 12 and 24 months, scabies prevalence at 24 months post-intervention, and the impact on healthcare

			MDA compared to two doses, this could significantly simplify and streamline scabies control programs, particularly in high-prevalence areas like the Solomon Islands.		the impact on healthcare facility visits related to scabies and impetigo.			facility presentations with scabies and impetigo.
Sungkar et al 2014	Indonesia	RCT	The findings suggest that standard whole-body permethrin treatment for scabies is as effective as a modified approach limited to lesion-only application followed by bathing with soap. While the differences in cure rates were not statistically significant, the recurrence rate was lower with standard treatment. Further research with larger sample sizes may be needed to confirm these results.	.	The primary outcome measures were the cure rates and recurrence rates of scabies after three weeks of treatment. These rates were compared across the three treatment groups to determine the effectiveness of each approach.	permethrin is known to cause side effects such as erythema, pain, itching, and pricking sensation when applied all over the body.	69	The study compared the effectiveness of standard whole-body permethrin treatment for scabies against a modified approach limited to lesion-only application followed by bathing with regular or antiseptic soap. The cure rates after three weeks were 95.7% for standard treatment, 91.3% for lesion-only with regular soap, and 78.3% for lesion-only with antiseptic soap. Recurrence rates were 8.7% for standard treatment, 13% for lesion-only with regular soap, and 26.1% for lesion-only with antiseptic soap.

Meyersburg et al 2023		RCT	<p>The study's findings suggest that both topical benzyl benzoate and oral ivermectin are effective first-line therapies for scabies treatment, with comparable therapeutic efficacy. For cases of initial treatment failure or recalcitrant and extensively infested cases, a combination of BB plus ivermectin may be considered for improved outcomes. The study highlights the importance of alternative treatments given the reported decreasing efficacy of standard 5% permethrin cream for scabies</p>	<p>1Department of Dermatology and Allergology, University Hospital Salzburg of the Paracelsus Medical University, Salzburg, Austria</p>	<p>Treatment outcome was assessed by dermoscopy at a 3-week follow-up visit. Cure rates and treatment response upon retreatment were primary outcome measures.</p>	<p>Oral ivermectin demonstrated an excellent safety profile with good tolerability. Topical benzyl benzoate (BB) caused short burning sensations in 14% of patients.</p>	224	<p>Both topical benzyl benzoate (BB) and oral ivermectin showed comparable therapeutic efficacy, with cure rates of 87% in the BB group and 86% in the ivermectin group. In cases of initial treatment failure, retreatment with either BB or ivermectin, and their combination, demonstrated improved treatment responses. The combination of BB plus ivermectin showed particularly high success rates upon retreatment.</p>
Behera et al 2021	India	RCT		<p>Society for Education Action and Research</p>	<p>Patients diagnosed with scabies and their contacts received supervised treatment with oral Ivermectin in six villages (intervention). In the control arm (six villages), patients diagnosed with scabies</p>	<p>Results showed a significant reduction in the risk of scabies in villages where oral Ivermectin was used</p>		

				in Community Health (SEARCH), Gadchiroli, Maharashtra, India	were referred to the nearest clinic for treatment with skin creams and lotions.(control)			compared to villages where skin creams were used: Risk reduction of 79% at two months post-treatment. Risk reduction of 51% at twelve months post-treatment.
Marks et al 2020	Solomon Islands	RCT	The study highlights the ancillary benefits of ivermectin MDA for scabies control, demonstrating a reduction in <i>S. stercoralis</i> seroprevalence in addition to its intended impact. The findings suggest potential synergies in integrating deworming programs (e.g., albendazole) with ivermectin to control multiple neglected tropical diseases (NTDs) concurrently.	1Clinical Research Department, Faculty of Infectious and Tropical Diseases, London School of Hygiene and Tropical Medicine, London, United Kingdom,	Seroprevalence of antibodies to NIE was measured at baseline and 12 months post-MDA to assess the impact of ivermectin on <i>S. stercoralis</i> exposure. Absolute and relative reductions in seroprevalence were calculated to evaluate the effectiveness of the MDA.	.	1291	The study conducted in selected communities in the Solomon Islands demonstrated a decrease in seroprevalence of antibodies to NIE (indicative of <i>S. stercoralis</i> exposure) one year after a single ivermectin Mass Drug Administration (MDA) aimed at scabies control. The overall reduction in seroprevalence was accompanied by decreases in median fluorescence intensity against NIE, particularly among children aged 5 years or older who received ivermectin.
Marks et al 2019	.	RCT	The study highlights the effectiveness of ivermectin-based MDA in reducing	1Clinical Research Department, Faculty of Infectious and	The primary outcomes measured were scabies and impetigo prevalence at baseline and	.	6 communities	The study investigated the impact of co-administering azithromycin with ivermectin-based mass drug administration (MDA) on the

			scabies and impetigo prevalence. Co-administration of azithromycin did not provide additional benefits in terms of reducing prevalence but led to changes in the bacterial profile of impetigo lesions. The transient increase in macrolide-resistant <i>S. aureus</i> strains following azithromycin MDA underscores the importance of antimicrobial stewardship.	Tropical Diseases, London School of Hygiene & Tropical Medicine	after 12 months. Secondary outcomes included the proportion of impetigo lesions containing specific bacteria and the detection of antimicrobial resistance.			prevalence of scabies and impetigo. The results showed that both treatment arms (ivermectin-only and combined treatment) led to substantial reductions in scabies and impetigo prevalence after 12 months. The proportion of impetigo lesions containing pyogenic streptococci decreased significantly following MDA. However, there was a transient increase in the proportion of macrolide-resistant <i>Staphylococcus aureus</i> strains detected after azithromycin MDA.
Thomas et al 2018	Australia	RCT	200	.
Anissa et al 2022	Indonesia	RCT	The study provides initial insights into the potential effectiveness of Blacksoap® as an adjunctive therapy for scabies treatment, although	.	Primary Outcome: Cure rate of scabies after 4 weeks of treatment. Secondary Outcomes: Pruritus VAS scores, TEWL scores, and assessment of side effects between the	The study did not report any significant adverse effects associated with the use of Blacksoap® as an adjunctive therapy for scabies treatment.	78	Cure Rate: The cure rate in the intervention group (receiving Blacksoap®) was lower than the control group in the first week (75% vs. 81%), but higher in the fourth week (97% vs. 92%). This indicates a potential delayed but more effective response to treatment with Blacksoap®.

		<p>further research with larger sample sizes and longer follow-up periods may be needed to confirm these findings. The delayed but ultimately higher cure rate observed in the Blacksoap® group suggests that the soap may have a beneficial effect when used in conjunction with standard permethrin cream therapy. The study's use of standardized outcome measures (pruritus VAS and TEWL) provides valuable objective data on symptom relief and skin barrier function, supporting the comparability of</p>		<p>intervention and control groups.</p>		<p>Pruritus VAS Scores: There was no significant difference in pruritus Visual Analog Scale (VAS) scores between the Blacksoap® group and the placebo group, suggesting comparable relief of itching with both treatments. Transepidermal Water Loss (TEWL) Scores: Similarly, TEWL scores did not significantly differ between the two groups, indicating no notable impact of Blacksoap® on skin barrier function compared to placebo. Side Effects: There were no considerable differences in reported side effects between the Blacksoap® group and the placebo group, suggesting similar safety profiles for both treatments.</p>
--	--	---	--	---	--	--

			<p>Blacksoap[®] to placebo in terms of efficacy and safety. Non-parametric statistical analysis was employed due to the nature of the data, ensuring robust evaluation and interpretation of the study results.</p>					
Usman et al 2021	Pakistan	RCT	<p>The study concludes that both topical Ivermectin 1% and permethrin 5% are equally beneficial in managing scabies, achieving a high remission rate of 94% overall. While the difference in remission rates between the two treatment groups was not statistically significant, other factors such as treatment</p>	.	<p>The primary outcome measure was treatment efficacy, assessed by the proportion of patients achieving remission from scabies after 4 weeks of topical treatment. Secondary outcome measures may have included patient-reported improvement in symptoms (itching, lesion count) and adverse effects related to treatment.</p>	.	200	<p>The study found that both topical Ivermectin 1% and topical permethrin 5% were effective in treating scabies, with remission achieved in 94% of patients overall. Although the difference was statistically insignificant (p-value=0.074), a slightly higher remission rate (97%) was observed in the permethrin group compared to the Ivermectin group (91%).</p>

			adherence, patient preferences, and potential adverse effects should be considered when selecting the optimal treatment for individual patients.					
Shaheen et al 2017	Pakistan	.	The findings of this study support the use of combination therapy (topical and oral ivermectin) as a safe and effective treatment option for uncomplicated scabies. The significant reduction in itching and lesion count observed with combination therapy highlights its potential benefits over permethrin and topical ivermectin alone.	.	.	Overall, the combination of topical and oral ivermectin was well-tolerated with fewer reported adverse events compared to permethrin and topical ivermectin alone.	236	The combination of topical and oral ivermectin demonstrated superior efficacy compared to permethrin and topical ivermectin alone. Reduction in Itching: By the first week, the combination treatment group experienced a significant reduction in severity of itching (77.6%) compared to topical ivermectin (61.8%) and permethrin (8.3%). Decrease in Lesions: Similarly, the combination treatment group showed a notable decrease in the number of lesions (53.9%) compared to topical ivermectin (55.2%) and permethrin (19%) at the first follow-up. Long-Term Effects: By the fourth week, the combination therapy maintained its efficacy with only 15.8% of patients reporting severe itching, significantly lower than

								the other treatment groups.
Al-Asadi et al 2023	Iraq	RCT	study's findings suggest that combining topical and oral ivermectin provides enhanced efficacy in managing uncomplicated scabies compared to permethrin or topical ivermectin alone. The significant reduction in itching and lesion count observed with combination therapy highlights its potential as a more effective treatment option for scabies	University of Basrah, Basrah, Iraq	study aimed to evaluate the efficacy and safety of different treatments for uncomplicated scabies lesions. Outcome measures included: Severity of itching reduction Reduction in the number of scabietic lesions Patient-reported adverse events and safety profile of treatments	Overall, the combination of topical and oral ivermectin was deemed safe and well-tolerated, with fewer adverse events reported compared to other treatment modalities.	236	Treatment Efficacy: The combination group (topical and oral ivermectin) demonstrated superior efficacy compared to permethrin and topical ivermectin alone. Reduction in Itching: At the first week, the combination treatment group showed a significant decrease in severity of itching (77.6%) compared to topical ivermectin (61.8%) and permethrin (8.3%). Reduction in Lesions: Similarly, the combination treatment group had a significant reduction in the number of lesions (53.9%) compared to topical ivermectin (55.2%) and permethrin (19%). Long-Term Efficacy: By the fourth week, only 15.8% of patients in the combination treatment group reported severe itching, significantly lower than the other groups.
Manjhi et al 2014	India	RCT	The study suggests that oral ivermectin can be considered as an alternative to topical scabicial treatments, especially in	IGIMS, Sheikhpura, Patna, Bihar, India	Efficacy was measured based on improvement in severity of pruritus and lesion severity at 1-week and 6-week follow-ups. The percentage improvement in these parameters was used to	Oral ivermectin was well-tolerated and did not cause skin irritation or central nervous system side effects since it does not cross the blood-	240	Oral ivermectin (200 µg/kg body weight) and topical permethrin (5% cream) demonstrated similar efficacy in treating scabies, with both showing significant improvement in severity of pruritus (85% and 90% respectively) and lesion

			cases where topical therapies are poorly tolerated or potentially irritating. Topical permethrin remains a standard and effective treatment for scabies, demonstrating slightly higher efficacy compared to other topical options. The findings support the use of oral ivermectin due to its ease of administration and favorable safety profile, particularly in patients who may have issues with compliance or skin sensitivity to topical agents.		compare the effectiveness of different treatment modalities	brain barrier. Topical treatments (permethrin, GBHC, BB lotion) may cause local skin irritation and discomfort, which could affect compliance.		severity (80% and 88.33% respectively) at follow-up. Topical permethrin was more effective than topical gamma benzene hexachloride (GBHC) lotion (1%) and topical benzyl benzoate (BB) lotion (25%).
Sattar et al 2023	Pakistan	RCT	The study findings align with prior research on scabies treatments. Challenges in application and drug	Department of Dermatology, Pak Emirates Military Hospital, Rawalpindi.	Participants underwent skin examinations and were randomly assigned to receive either 5% permethrin cream or oral	Both permethrin cream and oral ivermectin were generally well-tolerated. Symptomatic	60	There was no significant difference in scabies cure rates between permethrin (73.3% efficacy) and ivermectin (70% efficacy) groups (P=0.775). Notably, patients in both groups

			resistance could impact treatment efficacy. Further investigations are needed, especially in pediatric populations, to optimize treatment strategies and address safety concern		ivermectin. Efficacy was assessed at 2 weeks post-treatment based on clinical improvement and negative microscopy.	relief was provided with hydroxyzine. No serious adverse events were reported.		remained symptomatic after treatment, possibly due to drug resistance.
Verma et al 2020	India	RCT		Rohilkhand Medical College and Hospital	Significant improvement in scabies severity was seen at the 1st and 2nd follow-up in both groups (P < 0.001). The cure rate was 2%, 96.1%, and 100% in Group A, while 68%, 98%, and 100% in Group B at each follow-up,	Adverse events were reported nine and 12 times in Groups A and B,	106	Two applications of 0.5% topical IVM cream and single dose of oral IVM are equally efficacious and safe for the treatment of scabies at the end of the 2nd and 4th weeks
Lake et al 2022	Solomon Islands	Cross sectional study	.	aTropical Diseases Research Group, Murdoch Children's Research Institute, Melbourne, Victoria, Australia;	Dermatology Life Quality Index (DLQI) and Children's Dermatology Life Quality Index (CDLQI) to assess the impact of scabies on Health-Related Quality of Life (HRQoL) in adults and children. Both indices demonstrated specificity in populations affected by scabies, with increased impact	.	105 1 + 604	scabies has a measurable impact on HRQoL in the Solomon Islands, affecting various domains such as symptoms, school/work performance, and daily activities. Notably, the study highlights the cultural acceptance of scabies within the community, potentially influencing reporting and perceptions of disease impact. The study underscores the need for improved interventions and culturally tailored

					correlating with disease severity.			measures to address scabies' burden effectively in endemic regions.
Ständer et al 2021	.	.	The study provides valuable insights into the pathophysiology of scabies-related itch, highlighting the role of non-histaminergic mechanisms in mediating itch sensations. Identification of specific receptors and markers associated with scabies itch opens up new avenues for developing targeted therapies aimed at alleviating itch symptoms.	University of Lüneburg, Lüneburg, Germany,	Outcome measures included the assessment of elevated levels of non-histaminergic mediators of itch (TRPV1, TRPA1, PAR-2, tryptase+ cells) in scabies-infected skin compared to healthy controls. Complications related to scabies itch, such as disruptions in the skin barrier and increased susceptibility to bacterial infections, were also examined as outcomes.		.	Specific receptors and markers (TRPV1, TRPA1, PAR-2, and tryptase+ cells) associated with non-histaminergic itch were found to be upregulated in scabies-infected skin, suggesting these as potential therapeutic targets for managing scabies-related itch. Complications linked to scabies itch were discussed, highlighting the role of immune responses towards mites and mite-derived complement inhibitors in promoting bacterial infections and disrupting the skin barrier.
Koçyıldırım et al 2023	.	Cross sectional study	The study underscores the significant impact of scabies on the QoL of affected individuals, highlighting the need for comprehensive management	Department of Dermatology and Venereology, Uşak University Training and Research Hospital, Uşak, Turkey	The impact of scabies on QoL was assessed using the Dermatology Life Quality Index (DLQI), which measures how much a skin condition affects the patient's life. Depression and anxiety levels were evaluated	.	85	The study assessed the impact of scabies on the quality of life (QoL) of adult patients and evaluated the relationship between scabies-related impairment in QoL and levels of depression and anxiety. Results showed that scabies significantly affects the QoL of patients, with 72.2% experiencing

			strategies that consider both the physical and psychological aspects of the disease. The positive correlations observed between disease severity, treatment history, and QoL impairment further emphasize the importance of timely and effective interventions .		using the Beck Depression Scale (BDS) and Beck Anxiety Scale (BAS), respectively.			moderate to extremely large impacts. The duration and severity of the disease, as well as the number of treatments received, correlated positively with the degree of QoL impairment. Additionally, there was a positive correlation between depression/anxiety levels and the overall impact of scabies on QoL.
Amoako et al 2023	Ghana	.	.	Kumasi Centre for Collaborative Research in Tropical Medicine, Kwame Nkrumah University of Science and Technology, Kumasi, Ghana,	Knowledge and beliefs about scabies causation and risk factors. Perceptions towards stigmatization and consequences of scabies in daily life. Treatment-seeking behaviors and delays in care.	.	.	Participants with active or past scabies exhibited misconceptions about the causes and risk factors, attributing scabies to poor hygiene, traditional beliefs, heredity, and drinking water. Beliefs in supernatural causes like witchcraft or curses contributed to delayed care-seeking behavior and perceived limited disease severity. Delayed diagnosis and treatment were common, with a median delay of 21 days from symptom onset to seeking healthcare. Scabies were associated with stigma,

							health consequences, and loss of productivity in affected individuals.
Wootton et al 2018	Ghana	.	The study highlights the importance of addressing community beliefs and attitudes towards scabies to improve care-seeking behavior and control measures. Health education is essential to enhance knowledge and awareness of scabies among communities	.	The study aimed to assess beliefs, attitudes, and practices towards scabies in central Ghana. Specifically, the study examined knowledge about scabies causes and risk factors, perceptions of stigmatization and consequences, and treatment practices.	.	128 Individuals with scabies in central Ghana often delay seeking care due to beliefs and perceptions about the disease, such as associating it with curses or witchcraft. The delay in seeking care is influenced by limited understanding of the severity and transmission of scabies. Scabies is perceived to have health consequences, stigma, and affects productivity in affected individuals. Early diagnosis and effective treatment can help dispel negative perceptions and promote care-seeking behaviors.
Nair et al 2016	The study aimed to evaluate various demographic details, clinical features, and quality of life among patients with scabies. Specific outcome measures included: Demographic details: Age, sex, occupation, education, socioeconomic status. Clinical profile: Presenting complaints, past history, family history, and	.	102 Demographics: The study included 102 newly diagnosed scabies patients, with a slightly higher prevalence in males (50.98%) compared to females. Age Group: The most affected age group was 21-40 years, representing 44.11% of patients. Occupation: Students were predominantly affected (41.17%), followed by housewives (20.58%). Clinical Features: Papules were the most common lesion observed (84.3%), followed by excoriations (82.3%).

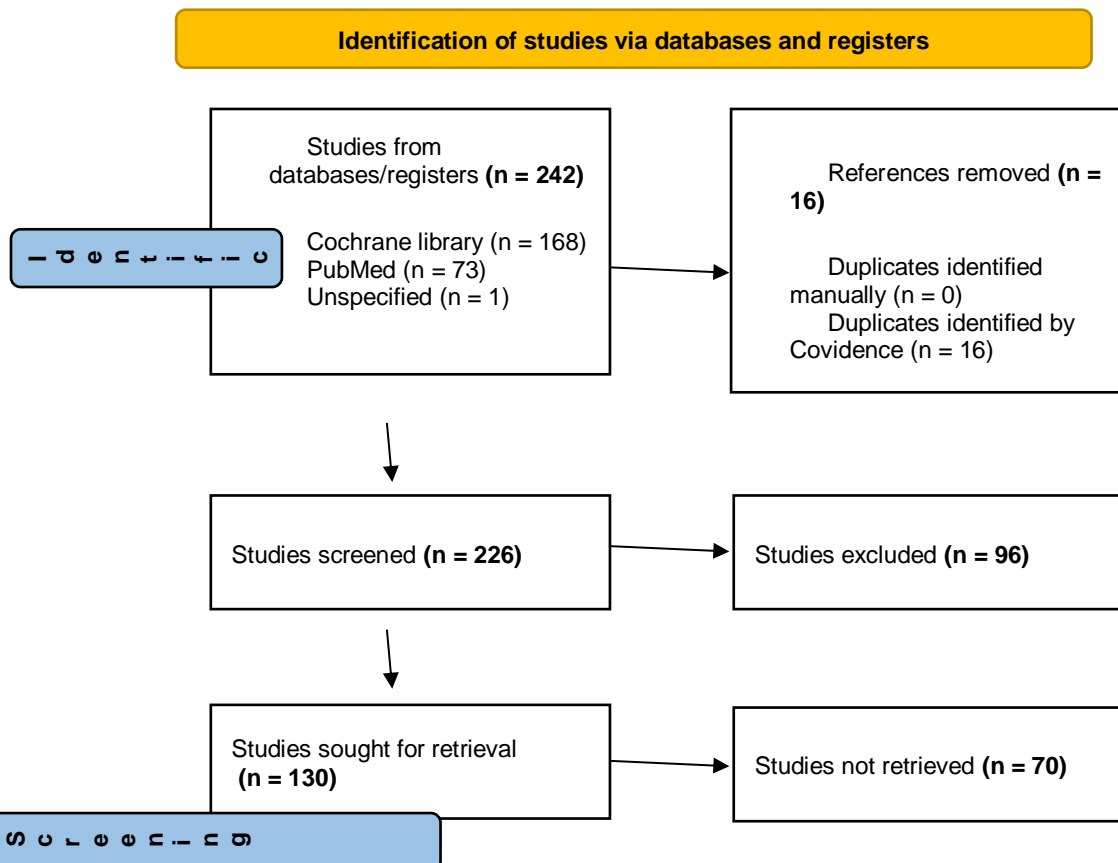
					specific clinical features of scabies lesions. Quality of life assessment: Impact of scabies on daily life activities, work, sleep, and psychosocial well-being using a structured questionnaire.			Quality of Life: More than half of adult patients (51.6%) reported a mild effect on quality of life, while the majority of children (62.5%) reported minimal impact.
Urban et al 2021	.	.	The study underscores the significance of using DALYs to assess and prioritize skin diseases in Asian populations. By correlating DALYs with socioeconomic indicators, the research highlights disparities in disease burden based on a country's economic status. The findings suggest that resources and interventions should be tailored to address specific skin disease patterns prevalent in different	.	The study analyzed Disability-Adjusted Life Years (DALYs) attributed to skin diseases across 50 Asian countries from 1990 to 2017. DALYs were used as a metric to quantify the burden of disease, considering age-standardized rates and comparing them with country-level socioeconomic indicators such as the sociodemographic index and gross domestic product per capita.	.	50 countries	some Asian countries had higher or lower age-standardized Disability-Adjusted Life Year (DALY) rates for skin diseases than expected based on their socioeconomic status. High-income Asian countries had a significant burden of inflammatory skin conditions, such as acne, alopecia areata, atopic dermatitis, contact dermatitis, decubitus ulcers, psoriasis, pruritus, and seborrheic dermatitis. On the other hand, low-income Asian countries experienced a greater burden of infectious skin diseases.

			socioeconomic contexts within Asia					
--	--	--	------------------------------------	--	--	--	--	--

Results-

3.1. Comprehensive literature search

The selection procedure of all records received through the literature search is illustrated in Figure 1. A total of 242 records were screened, of which 168 articles were from Cochrane Central and 73 articles from PubMed. Of these, 16 records were removed after being found duplicated. 226 articles were screened for title and abstract and 96 articles were removed for not matching criteria. 130 reports were sought for retrieval and 70 of them were not retrieved due to lack of text. 61 articles were assessed for eligibility, out of which 31 articles were removed due to various reasons. Finally, 29 studies are included in this review. The Prisma Flow chart is given below:



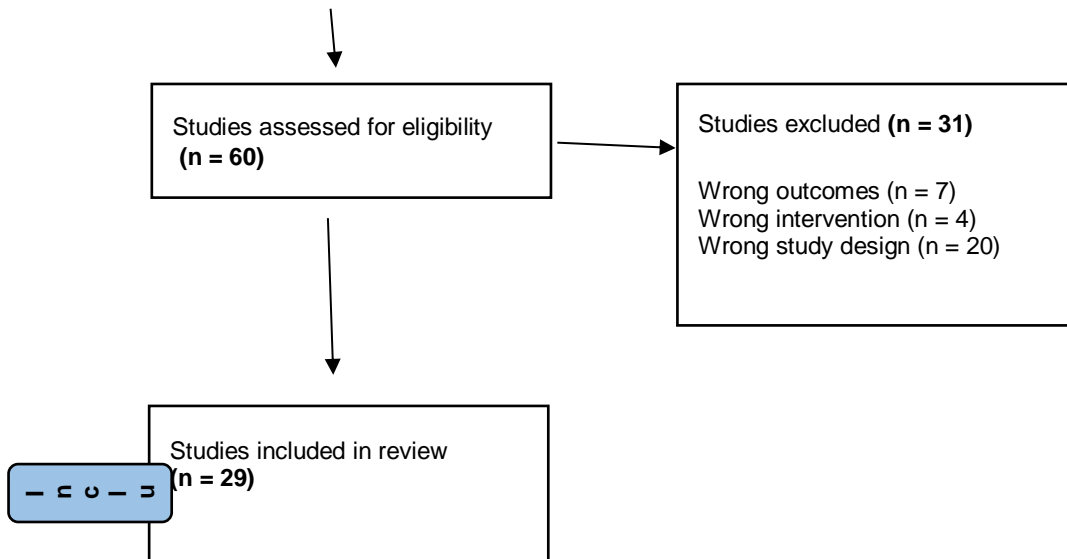


Figure 1: PRISMA flow diagram of the selection process of records

3.2. Risk of Bias of Included Studies

Overall, the studies were rated low to moderate risk of bias. None of the studies were rated as a high risk of bias. All types of bias (Confounding, selection, exposure assessment, outcome measurement, missing data, and selective reporting) were graded as low to moderate only.

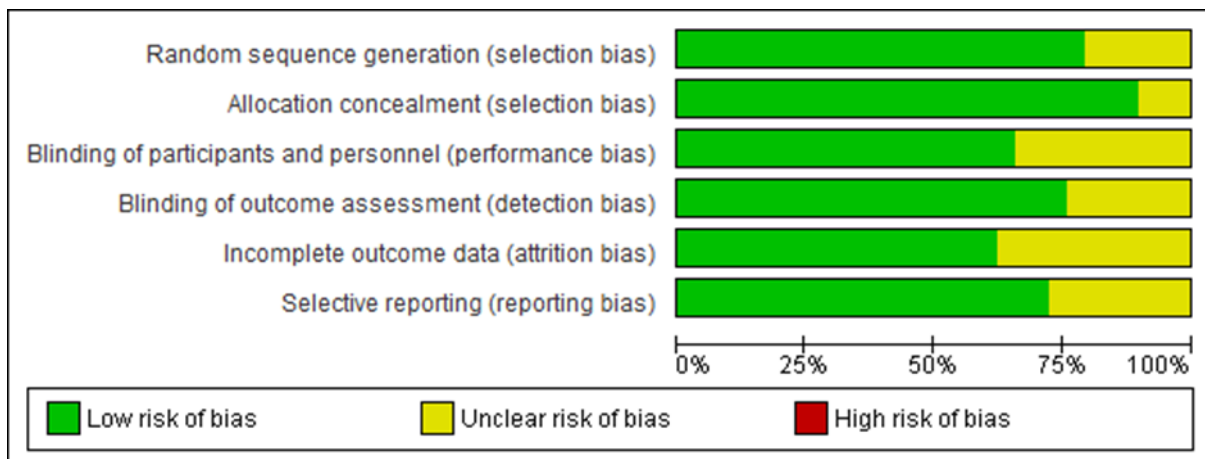


Fig: 1: Risk of bias graph: review authors' judgments about each risk of bias item presented as percentages across all included studies.

	Random sequence generation (selection bias)	Allocation concealment (selection bias)	Blinding of participants and personnel (performance bias)	Blinding of outcome assessment (detection bias)	Incomplete outcome data (attrition bias)	Selective reporting (reporting bias)
Al-Asadi,	+	+	?	+	+	+
Alipour,	+	+	?	+	+	+
Amoako	+	+	?	+	+	?
Anissa,	+	+	?	+	?	+
Behera,	?	+	+	+	?	+
Hardy,	+	+	+	?	+	?
Illyas,	?	+	+	+	?	+
KoçYıldırım 2023,	?	+	+	+	?	+
Lake 2020,	?	+	+	+	+	+
Lake 2022,	+	+	+	+	+	?
Manjhi,	+	+	+	?	?	+
Marina,	+	?	+	+	+	+
Marks 2019,	+	+	+	?	+	?
Marks 2020,	+	+	+	+	?	?
Matthewman,	+	+	+	?	+	+
Meyersburg 2023,	?	+	+	+	+	+
Meyersburg 2024,	+	+	?	+	+	+
Nair	?	+	?	+	+	+
Romani,	+	+	+	+	+	?
Sattar,	+	+	+	?	+	+
Shaheen,	+	+	?	?	+	+
Stander,	+	?	+	+	?	+
Sungkar,	+	?	+	+	?	+
Susanna J,	+	+	?	+	+	+
Thomas,	+	+	?	+	+	+
Urban	+	+	+	+	+	?
Usman,	+	+	?	+	?	+
Verma,	+	+	+	+	?	?
Wootton	+	+	+	?	?	+

Fig:2: Risk of bias summary: review authors' judgments about each risk of bias item for each included study.

3.3. General study characteristics

The study involved a significant sample size, comprising data from 40,343 individuals across 20 villages, 6 communities, and 50 countries. This extensive geographic coverage enabled a broad analysis of treatment regimens. The treatment durations studied ranged from 4 weeks to 12 months, reflecting the real-world variability in how long individuals receive treatments. Within this scope, the study design incorporated 22 randomized controlled trials (RCTs) and 2 cross-sectional studies.

Table 1 gives an overview of the 29 studies included in the systematic review. The publication years ranged from 2014 to 2024.

3.4. Conceptualization, operationalization, rationale, and discussion of results

All 22 studies demonstrated a significant impact of scabies diagnosis and quality of life on the participants. Koç Yıldırım S et al. observed a moderate to severe effect on the quality of life [38], while Khaled Seetan et al. identified a significant association between scabies and anxiety/depression, further compromising the quality of life [39].

In terms of treatment and management, permethrin was found to be the most effective in treating scabies and associated sequelae. It targets eggs, lice, and mites by working on sodium transport across neuronal membranes in arthropods, causing depolarization. This results in the respiratory paralysis of the affected arthropod. Abdel-Raheem et al. noted its high acceptability due to rapid action, although at a higher cost per case. Alternatively, Ivermectin demonstrated efficacy and acceptability rates of 84% and 96%, respectively, at a lower cost compared to permethrin. Benzyl benzoate, though cheaper, exhibited lower efficacy rates. Sulphur ointment, despite being the most expensive option, provided the least favorable outcomes [40]. Certain studies have reported that both permethrin and ivermectin regimens are equally efficacious and well-tolerated in scabies [41].

When comparing permethrin to other alternatives, Abolfazl et al. found that two applications of permethrin 5% cream matched the efficacy of single applications of crotamiton 10% cream at the 2-week follow-up, with superior outcomes for permethrin at the 4-week follow-up. Similarly, Goldust et al. reported

significantly higher efficacy with permethrin 2.5% cream compared to Tenutex emulsion at the 4-week follow-up [42].

Given the developing resistance against Permethrin, Alipour et al. mentioned that Ivermectin can also treat scabies effectively. A single dose of ivermectin provided a cure rate of 61.9% at the 2-week follow-up, which increased to 78.5% at the 4-week follow-up after repeating the treatment [43]. The drug binds to glutamate-gated chloride channels common to invertebrate nerve and muscle cells. The binding pushes the channels open, which increases the flow of chloride ions and hyperpolarizes the cell membranes, paralyzing and killing the arthropod.

Alternatively, combining drugs also helped to prevent resistance. [Michael Marks](#) et al. suggested that co-administration of azithromycin with ivermectin led to similar decreases in scabies prevalence compared to ivermectin [44]. Alebiosu et al. reported that Toto ointment and soap are particularly efficacious in the management of scabies, suggesting that they can be included in the treatment regimen to prevent resistance. [45]

Discussion

Scabies remains a significant global health issue, particularly in resource-limited settings. Despite its prevalence and impact on individuals and communities, scabies often receive inadequate attention in healthcare settings and research agendas. Scabies affects individuals of all ages and socioeconomic backgrounds, with a higher prevalence observed in overcrowded areas. The burden of scabies extends beyond physical discomfort, impacting quality of life, mental health, and economic productivity. Thus, it is imperative to diagnose scabies early and initiate treatment as soon as possible.

Diagnosis can be made through a thorough elicitation of history and clinical examination. A history of new, intense pruritus and dermatitis raises suspicion for diagnosis, which can be confirmed by skin scrapings and microscopic demonstration of scabies mites, eggs, or fecal matter. [46]

Recent advances in diagnosis include PCR assays to screen for scabies mite DNA. Dermatoscopy, which is a non-invasive imaging technique, has shown promising results in this regard. Other non-invasive procedures, including video dermatoscopy, reflectance confocal microscopy, and optical coherence tomography, have demonstrated improved efficacy in the diagnosis of scabies. [47]

Difficulty in diagnosis can arise in many situations, as scabies present with intense itching and characteristic burrows, but these signs may be absent in certain individuals, leading to misdiagnosis or delayed diagnosis. The similarity of symptoms with other skin conditions like eczema or dermatitis complicates accurate diagnosis, especially in settings where diagnostic tools are limited.

According to the European Academy of Dermatology and Venereology, recommended treatments are Permethrin 5% cream, oral ivermectin, and benzyl benzoate 25% lotion. Alternative treatment modalities are Malathion 0.5% aqueous solution, ivermectin 1% lotion, and sulfur 6-33% cream, ointment, or lotion.

Crusted scabies therapy requires topical scabicide or oral ivermectin. Mass treatments of large populations with endemic disease can be done with a single dose of ivermectin at 200 mg/kg body weight. Any or all sexual partners for the past two months must also be treated.

The STI workup of affected individuals is indicated. Patients and close contacts must abstain from sexual contact until the completion of treatment and should observe strict personal hygiene when living in crowded spaces. [48]

Known causes of treatment failure include improper application of external agents, failure of repeated treatment with ivermectin, incomplete decontamination of belongings, failure to treat people in close contact simultaneously, and other risk factors for the patient. Some documentation suggests a poor response to permethrin due to the resistance of scabies mites. [46]

Recent advancements in the treatment of scabies are explored, including new topical ointments and oral regimens. There are trials to bring in new drugs to avoid resistance to drug therapy. Moxidectin is a new drug that is undergoing clinical trials to replace permethrin in regions with high resistance. [46]

Challenges in treatment include resistance to conventional chemotherapy due to overreliance on standard treatments like permethrin or ivermectin, reducing treatment efficacy. Treating scabies in certain demographics, such as infants, pregnant women, or immunocompromised individuals, requires careful consideration due to safety concerns associated with conventional therapies.

Since scabies is considered a significant health problem worldwide, intensive research looks into aspects of the biology of *Sarcoptes scabiei* and host-parasite interactions. However, the practicality of conducting these trials is limited due to the inability to maintain mites in vitro and the limited access to infective material. At present, research is focused on the initial characterization of molecules of interest to improve diagnosis and vaccines and eliminate drug resistance. Recent developments anticipate combining animal models and next-generation technologies to create new strategies to prevent, diagnose, and treat scabies, ultimately improving skin health in patients. [49]

The incorporation of telemedicine and ethical AI in medicine can also improve the diagnosis and early treatment of scabies in patients. Exploration of host factors influencing scabies susceptibility and treatment response to develop personalized treatment approaches. Utilization of machine learning algorithms

for early detection of scabies outbreaks, predicting treatment responses, and identifying genetic markers associated with scabies resistance can be areas of potential research in the future.

To improve patient outcomes in scabies, certain comprehensive strategies, like early diagnosis and treatment compliance, should be followed. A prompt diagnosis of scabies can cut down on transmission and prevent further complications. Consistent treatment ensures the complete eradication of the disease and prevents resistance. Educating patients about proper hygiene, transmission, treatment compliance, and prevention of scabies plays a vital role in reducing the global burden of scabies. Healthcare individuals must be equipped with the latest diagnostic technologies and knowledge of the latest treatment guidelines to improve patient outcomes. Resistant cases must be addressed at the earliest possible time to prevent further transmission. Finally, effective research focusing on developing newer diagnostic and treatment modalities must be conducted for improved patient outcomes.

Conclusion:

Our study concluded that scabies is a debilitating disease with a significant impact on quality of life. It was found that permethrin was the most effective treatment modality and was widely accepted by all patients. It also has a rapid onset of action; however, the higher cost per patient may limit its use in every region. While Ivermectin is a drug that is better used in cases of permethrin-resistant scabies, it has a lower cost and can be used as a first-line drug. Among all the drugs, benzyl benzoate is the cheapest, and sulfur ointments are the most expensive. The combination of drugs has yielded significant positive results and should be explored more. Recent advances include efforts to minimize drug resistance and increase the efficacy of existing drugs. With drugs like moxidectin undergoing trials for usage in areas of high resistance [46] and other drugs for topical use, hope for the elimination of this disease ensues.

With studies describing the impairment of QoL as being 'very large' [50], the need to address the symptoms and provide complete and effective care is rising. There are multiple studies on the quality of life, but these are very scattered and region-specific. A global study must be done to evaluate children and adults from all over the world, and interventions should be implemented at a grass-roots level. The effect of these interventions should be studied concerning improvement in QoL. Interventions should be both 'patient-centered' to allow a rapid cure of disease with minimal psychosocial effect in the person's daily life. Drugs can be developed that are both anti-parasite and prevent secondary bacterial infections.

Scabies was declared a neglected tropical disease [NTD] in 2017 by the WHO [51]. Since then, multiple programs have been set forth to target the reduction of the prevalence of these NTDs and promote access to rapid-acting and cost-

effective medications to treat this disease. The World Scabies Program [52] is another worldwide project that aims to spread awareness about the health implications of this disease and promote groundbreaking translational research to enhance the development of drugs and treatment strategies. An urgent global collaboration is key to the control and management of this disease. Surveillance and interventional programs must be conducted at every level of the community, starting from the smallest villages and rural areas to the state and country as a whole. Control requires an interdisciplinary approach, involving doctors, community workers, state administration, psychologists, and epidemiologists, among other stakeholders.

References:

1. Salavastru CM, Chosidow O, Boffa MJ, Janier M, Tiplica GS. European guideline for the management of scabies. *J Eur Acad Dermatol Venereol*. 2017 Aug;31(8):1248–53.
2. Micali G, Lacarrubba F, Verzì AE, Chosidow O, Schwartz RA. Scabies: Advances in Noninvasive Diagnosis. Vinetz JM, editor. *PLoS Negl Trop Dis*. 2016 Jun 16;10(6):e0004691.
3. Paudel S, Pudasaini P, Adhikari S, Pradhan MB, Shekhar Babu KC. Quality of life in patients with scabies: A cross-sectional study using Dermatology Life Quality Index (DLQI) questionnaire. *JEADV Clin Pract*. 2023 Jun;2(2):399–403.
4. Koç Yıldırım S, Demirel Öğüt N, Erbağcı E, Öğüt Ç. Scabies Affects Quality of Life in Correlation with Depression and Anxiety. *Dermatol Pract Concept*. 2023 Apr 29;e2023144.
5. Marks M, Toloka H, Baker C, Kositz C, Asugeni J, Puiahi E, et al. Randomized Trial of Community Treatment With Azithromycin and Ivermectin Mass Drug Administration for Control of Scabies and Impetigo. *Clin Infect Dis*. 2019 Mar 5;68(6):927–33.
6. Alipour H, Goldust M. The efficacy of oral ivermectin vs. sulfur 10% ointment for the treatment of scabies. *Ann Parasitol*. 2015;61(2):79–84.
7. Goldust M, Rezaee E, Raghifar R, Hemayat S. Treatment of scabies: the topical ivermectin vs. permethrin 2.5% cream. *Ann Parasitol*. 2013;59(2):79–84.

8. Abdel-Raheem TA, Méabed EMH, Nasef GA, Abdel Wahed WY, Rohaim RMA. Efficacy, acceptability and cost effectiveness of four therapeutic agents for treatment of scabies. *J Dermatol Treat*. 2016 Sep 2;27(5):473–9.
9. Meyersburg D, Hoellwerth M, Brandlmaier M, Handisurya A, Kaiser A, Prodinger C, et al. Comparison of topical permethrin 5% vs. benzyl benzoate 25% treatment in scabies: a double-blinded randomized controlled trial. 2024;190(4):486-491-. Available from:
10. Hardy M, Samuela J, Kama M, Tuicakau M, Romani L, Whitfeld MJ, et al. Community control strategies for scabies: a cluster randomised noninferiority trial. 2021;18(11):e1003849-. Available from:
11. Alipour H, Goldust M. The efficacy of oral ivermectin vs. sulfur 10% ointment for the treatment of scabies. 2015;61(2):79-84-. Available from:
12. Marina A, Menaldi SL, Novianto E, Widaty S. Efficacy of 5% permethrin-2% fusidic acid cream compared to 5% permethrin-placebo in the treatment of impetiginized scabies. 2022;16(6):1045-1054-. Available from:
13. Romani L, Marks M, Sokana O, Nasi T, Kamoriki B, Cordell B, et al. Efficacy of mass drug administration with ivermectin for control of scabies and impetigo, with coadministration of azithromycin: a single-arm community intervention trial. 2019;19(5):510-518-. Available from:
14. Illyas M, Shahzad A, Siddiqui S, Awais M, Qayyum M, Azfar NA. Comparison of efficacy of oral ivermectin and topical permethrin 5% in the treatment of scabies. 2023;33(1):123-131-. Available from:
15. ACTRN12618001086257. Regimens of Ivermectin for Scabies Elimination: a cluster randomised non-inferiority trial of one versus two doses of ivermectin for the control of scabies using a mass drug administration strategy. 2018; Available from:

16. Matthewman J, Manego RZ, Dimessa Mbadinga LB, Šinkovec H, Völker K, Akinosho M, et al. A randomized controlled trial comparing the effectiveness of individual versus household treatment for Scabies in Lambaréné, Gabon. 2020;14(6):e0008423-. Available from:

17. Lake SJ, Phelan SL, Engelman D, Sokana O, Nasi T, Boara D, et al. Protocol for a cluster-randomised non-inferiority trial of one versus two doses of ivermectin for the control of scabies using a mass drug administration strategy (the RISE study). 2020;10(8):e037305-. Available from:

18. Sungkar S, Agustin T, Menaldi SL, Fuady A, Herqutanto, Angkasa H, et al. Effectiveness of permethrin standard and modified methods in scabies treatment. 2014;23(2):93-98-.

19. Meyersburg D, Welponer T, Kaiser A, Selhofer S, Tatarski R, Handisurya A, et al. Comparison of topical benzyl benzoate vs. oral ivermectin in treating scabies: a randomized study. 2023;37(1):160-165-.

20. Behera P, Munshi H, Kalkonde Y, Deshmukh M, Bang A. Control of scabies in a tribal community using mass screening and treatment with oral ivermectin -A cluster randomized controlled trial in Gadchiroli, India. 2021;15(4):e0009330-.

21. Marks M, Gwyn S, Toloka H, Kositz C, Asugeni J, Asugeni R, et al. Impact of Community Treatment with Ivermectin for the Control of Scabies on the Prevalence of Antibodies to *Strongyloides stercoralis* in Children. 2020;71(12):3226-3228-.

22. Marks M, Toloka H, Baker C, Kositz C, Asugeni J, Puiahi E, et al. Randomized Trial of Community Treatment With Azithromycin and Ivermectin

Mass Drug Administration for Control of Scabies and Impetigo.
2019;68(6):927-933-.

23. Thomas J, Davey R, Peterson GM, Carson C, Walton SF, Spelman T, et al. Treatment of scabies using a tea tree oil-based gel formulation in Australian Aboriginal children: protocol for a randomised controlled trial. 2018;8(5):e018507-.

24. Anissa L, Indriatmi W, Wibawa LP, Widaty S. Efficacy and side effects of Blacksoap® as adjuvant therapy of scabies: a randomized control trial. 2022;31(2):102-107-.

25. Usman A, Shehzad A, Shahid M, Saleem Z, Khawaja A, Abeer. Comparison between efficacy of topical 1% ivermectin and topical 5% permethrin in the treatment of scabies. 2021;31(4):633-636-.

26. Shaheen A, Usman S, Mirbahar AM, Hameed RMH. Comparing the two treatment regimes for scabies, topical permethrin 5% with oral ivermectin. 2017;28(3):15-18-. Available from:

27. Al-Asadi ZA, Al-Hamdi KI, Ahmed JH. Effectiveness of Combined Oral and Topical Ivermectin Compared to Topical Treatments in Patients with Scabies. 2023;13(1):101-104-. Available from:

28. Manjhi PK, Sinha RI, Kumar M, Sinha KI. Comparative study of efficacy of oral ivermectin versus some topical antiscabies drugs in the treatment of scabies. 2014;8(9):HC01-4-.

29. Sattar RMT, Malik NA, Riaz U, Khalid AA, Jabin I, Warraich FK. Comparison of Efficacy of Single Application Topical 5% Permethrin versus Single Dose Oral Ivermectin in the Treatment of Scabies. 2023;17(10):18-20-.

30. Verma S, Ahsan M. Comparison of topical ivermectin and oral ivermectin in the treatment of human scabies: a randomized controlled trial. 2020;11(4):134-139
31. Lake SJ, Engelman D, Sokana O, Nasi T, Boara D, Marks M, et al. Health-related quality of life impact of scabies in the Solomon Islands. 2022;116(2):148-156-.
32. Ständer S. Itch in Scabies-What Do We Know? *Front Med (Lausanne)*. 2021;8:628392.
33. Koç Yıldırım S, Demirel Öğüt N, Erbağcı E, Öğüt Ç. Scabies Affects Quality of Life in Correlation with Depression and Anxiety. *Dermatol Pract Concept*. Published online April 1, 2023. doi:10.5826/dpc.1302a144
34. Amoako YA, S van RL, Opong MN, Amoako KO, Abass KM, Anim BA, et al. Beliefs, attitudes and practices towards scabies in central Ghana. *PLoS Negl Trop Dis*. 2023;17(2):e0011175-.
35. Wootton CI, Bell S, Philavanh A, Phommachack K, Soukavong M, Kidoikhammouan S, et al. Assessing skin disease and associated health-related quality of life in a rural Lao community. *BMC Dermatol*. 2018;18(1):11.
36. Nair PA, Vora R V, Jivani NB, Gandhi SS. A Study of Clinical Profile and Quality of Life in Patients with Scabies at a Rural Tertiary Care Centre. *J Clin Diagn Res*. 2016;10(10):WC01–5.
37. Urban K, Chu S, Giesey RL, Mehrmal S, Uppal P, Delost ME, et al. Burden of skin disease and associated socioeconomic status in Asia: A cross-sectional analysis from the Global Burden of Disease Study 1990-2017. *JAAD Int*. 2021;2:40–50.

38. Koç Yıldırım S, Demirel Öğüt N, Erbağcı E, Öğüt Ç. Scabies Affects Quality of Life in Correlation with Depression and Anxiety. *Dermatol Pract Concept*. 2023 Apr 1;13(2):e2023144. doi: 10.5826/dpc.1302a144. Epub ahead of print. PMID: 37196304; PMCID: PMC10188156.
39. Seetan, Khaled, Balqis Abusohyon Almu'atasim Khamees, Hedaia Mohammad Alrababah, Furat Khasawneh, Ahmad Mowafaq Albataineh, Ali Zaid Mahajnah, and Rahaf Al-Showaiter. "SCABIES IS ASSOCIATED WITH MORE ANXIETY, DEPRESSION, AND IMPAIRED QUALITY OF LIFE: A CROSS-SECTIONAL COMPARATIVE STUDY." *Journal of Pharmaceutical Negative Results* (2022): 6314-6320.
40. Abdel-Raheem TA, Méabed EM, Nasef GA, Abdel Wahed WY, Rohaim RM. Efficacy, acceptability and cost effectiveness of four therapeutic agents for treatment of scabies. *J Dermatolog Treat*. 2016 Oct;27(5):473-9. doi: 10.3109/09546634.2016.1151855. Epub 2016 Mar 30. PMID: 27027929.
41. Ranjkesh MR, Naghili B, Goldust M, Rezaee E. The efficacy of permethrin 5% vs. oral ivermectin for the treatment of scabies. *Ann Parasitol*. 2013;59(4):189-94. PMID: 24791346.
42. Goldust M, Rezaee E, Raghifar R, Hemayat S. Treatment of scabies: the topical ivermectin vs. permethrin 2.5% cream. *Ann Parasitol*. 2013;59(2):79-84. PMID: 24171301.
43. Alipour H, Goldust M. The efficacy of oral ivermectin vs. sulfur 10% ointment for the treatment of scabies. *Ann Parasitol*. 2015;61(2):79-84. PMID: 26342502.
44. Marks M, Toloka H, Baker C, Kositz C, Asugeni J, Puiahi E, Asugeni R, Azzopardi K, Diau J, Kaldor JM, Romani L, Redman-MacLaren M, MacLaren D, Solomon AW, Mabey DCW, Steer AC. Randomized Trial of Community Treatment With Azithromycin and Ivermectin Mass Drug Administration for Control of Scabies and Impetigo. *Clin Infect Dis*. 2019 Mar 5;68(6):927-933. doi: 10.1093/cid/ciy574. PMID: 29985978; PMCID: PMC6399435.

45. Alebiosu CO, Ogunledun A, Ogunleye DS. A report of clinical trial conducted on Toto ointment and soap products. *J Natl Med Assoc.* 2003 Jan;95(1):95-105. PMID: 12656456; PMCID: PMC2594367.
46. Salavastru CM, Chosidow O, Boffa MJ, Janier M, Tiplica GS. European guideline for the management of scabies. *J Eur Acad Dermatol Venereol.* 2017 Aug;31(8):1248-1253. doi: 10.1111/jdv.14351. Epub 2017 Jun 22. PMID: 28639722
47. Sunderkötter C, Wohlrab J, Hamm H. Scabies: Epidemiology, Diagnosis, and Treatment. *Dtsch Arztebl Int.* 2021 Oct 15;118(41):695-704. doi: 10.3238/arztebl.m2021.0296. PMID: 34615594; PMCID: PMC8743988.
48. Micali G, Lacarrubba F, Verzì AE, Chosidow O, Schwartz RA. Scabies: Advances in Noninvasive Diagnosis. *PLoS Negl Trop Dis.* 2016 Jun 16;10(6):e0004691. doi: 10.1371/journal.pntd.0004691. PMID: 27311065; PMCID: PMC4911127.
49. Mounsey KE, McCarthy JS, Walton SF. Scratching the itch: new tools to advance understanding of scabies. *Trends Parasitol.* 2013 Jan;29(1):35-42. doi: 10.1016/j.pt.2012.09.006. Epub 2012 Oct 19. PMID: 23088958.
50. Paudel S, Pudasaini P, Adhikari S, Pradhan M, Babu KCS. Quality of life in patients with scabies: A cross-sectional study using Dermatology Life Quality Index (DLQI) questionnaire. *JEADV Clinical Practice.* 2023;2(2):399-403. doi:10.1002/jvc2.127
51. World Health Organization: WHO, World Health Organization: WHO. Scabies. Published May 31, 2023. <https://www.who.int/news-room/fact-sheets/detail/scabies>
52. Home - World Scabies program. <https://www.worldscabiesprogram.org/>