

1                    **Risk of Severe Outcomes From COVID-19 in**  
2                    **Immunocompromised People During the Omicron Era:**  
3                    **A Systematic Review and Meta-Analysis**

4 Akvile Chapman, MSc<sup>1</sup>; Francis Berenbaum, MD, PhD<sup>2</sup>; Giuseppe Curigliano, MD,  
5 PhD<sup>3,4</sup>; Triantafyllos Pliakas, MSc<sup>5,6</sup>; Aziz Sheikh, OBE, FRSE, FMedSci<sup>7</sup>; Sultan  
6 Abduljawad, DPhil<sup>8</sup>

7 *<sup>1</sup>Maverex Market Access, Newcastle upon Tyne, UK ; <sup>2</sup>Department of*  
8 *Rheumatology, Sorbonne Université, INSERM CRSA, Saint-Antoine Hospital AP-*  
9 *HP, Paris, France; <sup>3</sup>Istituto Europeo di Oncologia, IRCCS, Milan, Italy; <sup>4</sup>Department*  
10 *of Oncology and Hemato-Oncology, University of Milano, Milan, Italy; <sup>5</sup>BioNTech SE,*  
11 *Mainz, Germany; <sup>6</sup>Impact Epilysis, Thessaloniki, Greece; <sup>7</sup>Nuffield Department of*  
12 *Primary Care Health Sciences, University of Oxford, Oxford, UK; <sup>8</sup>BioNTech UK Ltd.,*  
13 *London, UK*

14 **Running header:** Risk of severe COVID-19 outcomes: Immunocompromised SLR  
15 and MA

16 **Correspondence to:** Sultan Abduljawad, BioNTech UK Ltd., London, UK.  
17 [sultan.abduljawad@biontech.co.uk](mailto:sultan.abduljawad@biontech.co.uk)

## 18 **Key Points**

19 **Question:** What are the risks of severe outcomes from COVID-19 in people with  
20 immunocompromising/immunosuppressive (IC/IS) conditions in the Omicron era?

21 **Findings:** This systematic review and meta-analysis found increased risk of severe  
22 outcomes for people with IC/IS conditions (e.g., autoimmunity, cancer, liver disease,  
23 renal disease, transplant) compared with people without the respective conditions.  
24 Of all meta-analyzed conditions, transplant recipients had the highest risk of severe  
25 COVID-19 outcomes, compared with non-transplant recipients or the general  
26 population.

27 **Meaning:** People with IC/IS conditions remain at increased risk of severe outcomes  
28 from COVID-19 during the Omicron era; continued preventative measures and  
29 personalized care are crucial.

## 30 **Abstract**

31 **Importance:** This is the first meta-analysis to investigate the risk of severe outcomes  
32 for individuals with immunocompromising/immunosuppressive (IC/IS) conditions  
33 specifically in the Omicron era.

34 **Objective:** To assess the risk of mortality and hospitalization from COVID-19 in  
35 people with IC/IS conditions compared with people without IC/IS conditions during  
36 the Omicron era.

37 **Data Sources:** A systematic search of Embase, MEDLINE, PubMed, Europe PMC,  
38 Latin American and Caribbean Health Sciences Literature, Cochrane COVID-19  
39 Study Register, and WHO COVID-19 Database was performed to identify studies  
40 published between 1 January 2022 and 13 March 2024.

41 **Study Selection:** Inclusion criteria were observational studies that included people  
42 (all ages) with at least 1 of the following conditions: IC/IS unspecified groups,  
43 transplant (solid organ, stem cells, or bone marrow), any malignancy, autoimmune  
44 diseases, any liver diseases, chronic or end-stage kidney disease, and  
45 advanced/untreated HIV. In total, 72 studies were included in the review, of which 66  
46 were included in the meta-analysis.

47 **Data Extraction and Synthesis:** Data were extracted by one reviewer and verified  
48 by a second. Studies were synthesized quantitatively (meta-analysis) using random-  
49 effect models. PRISMA guidelines were followed.

50 **Main Outcomes and Measures:** Evaluated outcomes were risks of death,  
51 hospitalization, intensive care unit (ICU) admission, and any combination of these

Risk of severe COVID-19 outcomes: Immunocompromised SLR and MA

52 outcomes. Odds ratios, hazard ratios, and rate ratios were extracted; pooled relative  
53 risk (RR) and 95% confidence intervals (CI) were calculated.

54 **Results:** Minimum numbers of participants per IC/IS condition ranged from 12 634  
55 to 3 287 816. Risks of all outcomes were increased in people with all meta-analyzed  
56 IC/IS conditions compared with people without the respective conditions. Of all meta-  
57 analyzed IC/IS conditions, transplant recipients had the highest risk of death (RR,  
58 6.78; 95% CI, 4.41-10.43;  $P<.001$ ), hospitalization (RR, 6.75; 95% CI, 3.41-13.37;  
59  $P<.001$ ), and combined outcomes (RR, 8.65; 95% CI, 4.01-18.65;  $P<.001$ ), while  
60 participants in the unspecified IC/IS group had the highest risk of ICU admission  
61 (RR, 3.38; 95% CI, 2.37-4.83;  $P<.001$ ) compared with participants without the  
62 respective IC/IS conditions or general population.

63 **Conclusions:** In the Omicron era, people with IC/IS conditions have a substantially  
64 higher risk of death and hospitalization from COVID-19 than people without these  
65 conditions.

66 **Key Words:** SARS-CoV-2, COVID-19, Omicron, immunocompromised,  
67 immunosuppressed, primary immunodeficiency disease, HIV, solid organ  
68 transplantation, hematopoietic stem cell transplantation, autoimmune disease, liver  
69 disease, kidney disease

## 70 Introduction

71 SARS-CoV-2, the virus causing COVID-19, emerged in 2019 and was declared a  
72 pandemic in March 2020 by the World Health Organization (WHO).<sup>1,2</sup> In November  
73 2021, the Omicron variant was identified and designated a variant of concern,<sup>3</sup>  
74 displaying higher transmissibility but fewer severe outcomes than Delta.<sup>4-8</sup> To date,  
75 there are over 7 million deaths worldwide,<sup>9</sup> and although COVID-19 is no longer  
76 designated a global health emergency, it remains a threat due to evolving Omicron  
77 subvariants causing spikes in infections and fatalities.<sup>10,11</sup>

78 Despite effective preventative measures, COVID-19 still imposes a high burden  
79 on immunocompromised people. Immunocompromising or immunosuppressive  
80 (IC/IS) conditions vary in type and severity (i.e., moderate to severe), and negatively  
81 impact the ability of the immune system to combat pathogens, such as SARS-CoV-  
82 2.<sup>12-14</sup> IC/IS conditions may be genetically acquired, caused directly by a disease  
83 (HIV/AIDS), or result from immunosuppressive therapies (e.g., medications for  
84 transplant recipients or autoimmune diseases).<sup>15</sup> Though often used interchangeably  
85 in the literature, the term “immunocompromised” is used here to describe people with  
86 an impaired immune system due to a health condition, while “immunosuppression” is  
87 considered a result of treatment or medication.

88 People with IC/IS conditions may experience persistent SARS-CoV-2 infection,  
89 which can drive the evolution of new variants.<sup>16,17</sup> Additionally, previous studies show  
90 that people with IC/IS conditions tend to have a higher risk of severe COVID-19 and  
91 death than people without IC/IS conditions.<sup>14,15,18</sup> The ability to clear the virus and

92 the level of risk for severe outcomes can vary widely depending on the IC/IS etiology  
93 and severity.<sup>16</sup>

94 The continuous evolution and global circulation of Omicron subvariants remains  
95 a significant threat to the IC/IS population.<sup>14,19</sup> Thus, developing a comprehensive  
96 understanding of the burden of Omicron subvariants on people with IC/IS conditions  
97 is crucial for improving prevention, treatment methods, and public health policy. This  
98 systematic literature review (SLR) and meta-analysis aimed to assess the risk of  
99 hospitalization and mortality from COVID-19 in people with IC/IS conditions  
100 compared with people without IC/IS conditions in the Omicron era.

## 101 **Methods**

102 The SLR protocol is registered with PROSPERO (CRD42024501163). This SLR and  
103 meta-analysis adheres to the Preferred Reporting Items for Systematic Reviews and  
104 Meta-Analysis guidelines (PRISMA).

## 105 **Search Strategy**

106 The following databases were searched: Embase, MEDLINE, PubMed, Europe PMC  
107 (including medRxiv and bioRxiv preprints), Latin American and Caribbean Health  
108 Sciences Literature, the Cochrane COVID-19 Study Register, and the WHO COVID-  
109 19 Database. Search strategies were structured using terms related to COVID-19  
110 infection, risk, and burden of illness (**eMethods**).

## 111 **Eligibility Criteria**

112 Inclusion criteria for studies are detailed in **eTable 1**. Participants (all ages) were  
113 included in the review if they were (i) defined as 'IC/IS' by the study authors (for  
114 clarity, referred as "IC/IS unspecified" thereafter), (ii) taking immunosuppressive  
115 drugs, (iii) receiving radiotherapy treatment, or (iv) had multiple  
116 immunocompromising conditions, including transplant (solid organ, stem cell, or  
117 bone marrow), any malignancy, liver disease, kidney disease (chronic or end-stage),  
118 or advanced/untreated HIV.

119 Individuals without the respective IC/IS condition or the general population (as  
120 defined by study authors) were used as a comparator group. Evaluated outcomes  
121 were the risk of hospitalization (for any reason), intensive care unit (ICU) admission

Risk of severe COVID-19 outcomes: Immunocompromised SLR and MA

122 (for any reason, with or without ventilatory support), or death. Additionally, a  
123 combined outcome was evaluated, which was defined as a combination of any of the  
124 above outcomes. COVID-19 outcomes were determined by including studies where  
125 either all patients had COVID-19 at the start of the study or all deaths and  
126 hospitalizations were related to COVID-19 (defined by the studies).

127 Included studies were observational (cohort, case-control, cross-sectional),  
128 published between 1 January 2022 and 13 March 2024, and had full texts published  
129 in English.

## 130 **Data Synthesis and Analysis**

### 131 ***Qualitative Data Synthesis***

132 All studies included in the review were assessed qualitatively to identify which  
133 studies could be combined in a meta-analysis.

### 134 ***Statistical Analysis***

135 For the primary analysis, pairwise meta-analyses were performed for the risk of  
136 death, hospitalization, ICU admission, and the combined outcome for each IC/IS  
137 condition, using the most adjusted reported outcome estimates. The robustness of  
138 the results was assessed using 'Leave-1-out',<sup>20</sup> 'Least adjusted', 'Only adjusted', and  
139 'Excluding studies for population overlap' sensitivity analyses. Further details are  
140 available in the **eMethods**.

141 Subgroup analyses were conducted for the 'Hospitalized' or 'General'  
142 populations, which included only people who were or were not already hospitalized



143 when they started the study, respectively. Additional subgroup analyses are  
144 described in **Section 1.5.2** of the **eMethods**.

145 All statistical analyses were performed in R version 4.1.1 (R Foundation for  
146 Statistical Computing) using the meta package. A statistically significant ( $P < 0.05$ )  
147 result is referred to as significant thereafter.

## 148 **Results**

149 In total, 21 937 records were identified through searches and 1 study was identified  
150 via reference checking. Following elimination of duplicates, 11 593 remaining studies  
151 underwent title and abstract screening, of which, 3 123 studies were assessed in full  
152 text screening. A total of 72 studies were selected for inclusion in the review, 66 of  
153 which were included in the meta-analyses (**Figure 1**).

### 154 **Study Characteristics**

155 Studies were performed in 25 different countries, primarily in European countries  
156 (n = 20), China (n = 13), and the USA (n = 11). Most were retrospective cohort  
157 studies (n = 55), followed by prospective cohort (n = 8), cross-sectional (n = 6), and  
158 case-control studies (n = 3) (**Table 1**). The 'Death', 'Hospitalization', 'ICU', and  
159 'Combined' outcomes were reported in 43, 22, 16, and 19 studies, respectively. Most  
160 studies did not report Omicron subvariants, but for those that did (n = 20), BA.1 was  
161 the most common (**Table 1**). The Omicron period for each study is shown in **eTable**  
162 **2**.

### 163 **Participant Characteristics**

164 Most studies (n = 37) included a 'Hospitalized Population', which refers to people  
165 who were already hospitalized at the start of the study. The rest of the studies  
166 (n = 35) included a 'General Population' (not hospitalized at the start of the study)  
167 (**Table 2**). Minimum numbers of participants included in the analyses for each IC/IS  
168 condition are reported in **Table 3**. People with renal disease were the most  
169 commonly reported group (n = 48 studies), and people with HIV were the least

Risk of severe COVID-19 outcomes: Immunocompromised SLR and MA

170 commonly reported (n = 5 studies) (**Table 3**). Though 16 studies did not report  
171 vaccination status, the majority of studies (>50%) that reported vaccination status  
172 included fully vaccinated people (defined as those who received the initial  
173 vaccination).

#### 174 **Risk of Bias**

175 Risk of bias (**eTable 3**) was assessed in all included studies (n = 72) and was low or  
176 medium in 59 and 12 studies, respectively. One study was assessed as high risk of  
177 bias and excluded from the analyses.<sup>21</sup> Three additional studies were excluded from  
178 the analyses due to not reporting confidence intervals ([CI] n = 1),<sup>22</sup> a likely mistake  
179 in the publication (n = 1),<sup>23</sup> and conflicting interpretation of the results (n = 1).<sup>24</sup> Two  
180 studies were only summarized qualitatively as they only reported on IC/IS conditions  
181 that had insufficient data to conduct meta-analyses.<sup>25,26</sup>

#### 182 **Meta-Analyses**

183 A total of 66 studies were included in the meta-analyses. Individuals with the  
184 following IC/IS conditions were included in the analyses: autoimmune diseases,  
185 cancer, HIV, IC/IS unspecified, liver disease, renal disease, and transplant  
186 recipients. Conditions that could not be meta-analyzed are discussed in **Section 2.1**  
187 of the **eResults**.

#### 188 **Risk of Death**

189 For all assessed IC/IS conditions (autoimmune diseases, cancer, liver disease, renal  
190 diseases, IC/IS unspecified or transplant), people with the condition had a

Risk of severe COVID-19 outcomes: Immunocompromised SLR and MA

191 significantly increased risk of death (**Figure 2A**) in comparison with people without  
192 the condition. Statistical heterogeneity ranged from considerable to substantial for all  
193 IC/IS conditions (**Figure 2A**). Publication bias, as evidenced by the statistical results,  
194 was present in the renal disease and transplant groups (**eTable 4**).

195 All sensitivity analyses results had the same degree of significance and direction  
196 of effect as the main analysis for the risk of death (**eTable 4**), indicating the  
197 robustness of the main analysis results. In subgroup analyses (**eResults, Section**  
198 **2.2**), people with advanced renal disease (i.e., chronic kidney disease [CKD] stage 5,  
199 renal failure, end-stage kidney disease, and renal replacement therapy subgroups)  
200 had a much higher risk of death (RR, 3.57; 95% CI, 2.06-6.19) than people with  
201 'CKD stage 3' (RR, 1.38; 95% CI, 1.17-1.64) (**eTable 5**).

## 202 ***Risk of Hospitalization***

203 For all assessed IC/IS conditions (autoimmune diseases, cancer, renal diseases,  
204 IC/IS unspecified and transplant), people with the condition had a significantly  
205 increased risk of hospitalization (**Figure 2B**). Statistical heterogeneity was  
206 considerable (>90%) across all IC/IS conditions (**Figure 2B**). Publication bias was  
207 not detected in any of the groups, but could not be assessed in studies of people  
208 with autoimmune diseases or transplant recipients due to a low number of studies  
209 (**eTable 6**).

210 All sensitivity analyses results had the same degree of significance as the main  
211 analysis for the risk of hospitalization (**eTable 6**), indicating the robustness of the

Risk of severe COVID-19 outcomes: Immunocompromised SLR and MA

212 main analysis results. All subgroup analyses were consistent with the main analysis  
213 (eTable 7).

#### 214 ***Risk of ICU Admission***

215 For all assessed IC/IS conditions (cancer, liver diseases, renal diseases or IC/IS  
216 unspecified), people with the condition had a significantly increased risk of ICU  
217 admission (Figure 2C). Statistical heterogeneity ranged from substantial to  
218 considerable across the IC/IS conditions (Figure 2C). Publication bias was not  
219 detected for studies of people with renal disease but could not be assessed for other  
220 conditions due to a low number of studies (eTable 8).

221 Nearly all sensitivity analyses resulted in the same degree of significance as the  
222 main analysis (eTable 8). Subgroup analyses are discussed in the eResults  
223 (Section 2.3 and eTable 9).

#### 224 ***Risk of Any Combination of Outcomes (Death, Hospitalization, or ICU 225 Admission)***

226 For all assessed IC/IS conditions (autoimmune diseases, cancer, liver disease, renal  
227 diseases, IC/IS unspecified or transplant), people with the condition had a  
228 significantly increased risk of the 'Combined' outcome (Figure 2D). All sensitivity  
229 analyses resulted in the same significance and direction of effect as the main  
230 analyses, indicating the robustness of the results (eTable 10). All subgroup analyses  
231 resulted in the same direction of effect as the main analyses; those that resulted in  
232 the loss of significance are described in the eResults (eTable 11).

## 233 Discussion

234 This SLR and meta-analysis found that people with IC/IS conditions had a  
235 significantly higher risk of severe outcomes from COVID-19 during the Omicron era  
236 compared with people without the respective conditions. Individuals with cancer,  
237 IC/IS unspecified, and renal disease were at least twice as likely to die, become  
238 hospitalized, or be admitted to the ICU. Individuals who had received transplants  
239 (including solid organ, stem cells, or bone marrow) were at least six times more likely  
240 to die (pooled RR, 6.78; 95% CI, 4.41-10.43), become hospitalized (pooled RR, 6.75;  
241 95% CI, 3.41-13.37), or experience a combined outcome (pooled RR, 8.65; 95% CI,  
242 4.01-18.65) during the Omicron era. People included in the IC/IS unspecified group  
243 had the highest risk of ICU admission (pooled RR, 3.38; 95% CI, 2.37-4.83]).

244 Generally, people with IC/IS conditions had a lower risk of any outcome if they  
245 were included in the 'Hospitalized' subgroup, compared with the risk observed in the  
246 main analysis. People with autoimmune or liver diseases had no significant risk of  
247 'Death' or 'Combined' outcomes. Additionally, people with cancer or renal diseases  
248 had no significant risk of ICU admission. This may be due to the lower number of  
249 studies included in these sub-analyses. Alternatively, these people may have been  
250 protected from more severe COVID-19 outcomes due to already receiving hospital  
251 care and treatments.

252 Several pre-Omicron analyses have shown an increased risk of severe  
253 outcomes in people with autoimmune conditions,<sup>27</sup> cancer,<sup>28,29</sup> general IC/IS  
254 conditions,<sup>30</sup> renal disease,<sup>31</sup> and transplant recipients.<sup>32</sup> Immunosuppressive  
255 therapies for such IC/IS conditions downregulate the immune response, increasing

256 the risk of infection and severe outcomes without further preventative measures.<sup>33-36</sup>

257 Specific mechanisms for individual IC/IS conditions are discussed below.

## 258 ***Autoimmune Diseases***

259 Studies showed an increased risk of developing an autoimmune disease, such as  
260 inflammatory arthritis/rheumatoid arthritis (RA), after COVID-19.<sup>37,38</sup> This indicates a  
261 potential positive feedback loop between autoimmunity and COVID-19. Additionally,  
262 people with autoimmune diseases may have a higher risk of severe COVID-19 due  
263 to comorbidities, use of immunosuppressive medications, or cytokine  
264 storm/hyperinflammation.<sup>39,40</sup> Comorbidities may independently contribute to severe  
265 outcomes, as one study found that people with autoimmune diseases did not have  
266 significantly higher risks when adjusting for smoking and comorbidities.<sup>39</sup> The  
267 balance of disease-specific therapies and level of inflammation can also lead to  
268 divergent outcomes. For example, rituximab use in people with RA was associated  
269 with an increased risk of COVID-19-related hospitalization, ICU admission, and  
270 invasive ventilation.<sup>41</sup> Alternatively, anti-tumor necrosis factor and anti-interleukin  
271 (IL)-6 have been tested as medications to prevent severe outcomes from COVID-  
272 19.<sup>42</sup> The observed increased risk of mortality in autoimmune diseases may relate to  
273 cytokine storm, enhanced by the disease or its treatment. However, some therapies,  
274 such as the RA drug baricitinib,<sup>43</sup> could potentially offer protection, though this has  
275 not yet been proven.

Risk of severe COVID-19 outcomes: Immunocompromised SLR and MA

## 276 **Cancer**

277 One study suggested that the risk of COVID-19-related death for people with cancer  
278 is lower in the Omicron era than in the prior waves, though they are still at higher risk  
279 of severe outcomes, particularly if unvaccinated.<sup>44</sup> Early pandemic reports indicated  
280 that people with cancer may be at higher risk of severe COVID-19-associated  
281 outcomes due to nosocomial exposure<sup>45</sup> and reduced access to treatment and  
282 follow-ups.<sup>29</sup> Additional risk factors include upregulation of proteins facilitating viral  
283 infection (TMPRSS2 in prostate cancer), immunosuppressive effects of the tumor or  
284 therapies, or cytokine storms exacerbated by cancer therapies and SARS-CoV-2  
285 infection.<sup>46</sup> SARS-CoV-2 can also cause indirect damage to organs by exacerbating  
286 cancer-associated, hypoxia-mediated systemic inflammation injury via upregulated  
287 IL-6.<sup>47</sup> Notably, people with hematological malignancies have a significantly higher  
288 risk of COVID-19-related mortality compared with people with solid tumors, possibly  
289 due to a weaker immune system or an increased risk of thrombosis.<sup>48</sup>

## 290 ***Immunocompromised/Immunosuppressed***

291 A pre-Omicron SLR and meta-analysis indicated that immunosuppression and  
292 immunodeficiency were associated with an increased risk of severe COVID-19;  
293 however, unlike the analysis described here, the results were not significant.<sup>30</sup>  
294 Omicron-era studies found that individuals with IC/IS had 4.3 to 23 times greater risk  
295 of hospitalization upon first COVID-19 diagnosis and a significantly increased risk of  
296 in-hospital mortality compared with people without IC/IS conditions.<sup>13,49</sup>



## 297 **Renal Diseases**

298 People with renal diseases may experience an increased risk of severe COVID-19  
299 outcomes due to immune system dysfunction, chronic systemic inflammation  
300 associated with kidney impairment, and CKD-associated comorbidities (e.g.,  
301 cardiovascular disease, anemia, vitamin D deficiency, etc.).<sup>50,51</sup> Additionally, SARS-  
302 CoV-2 can cause acute kidney injury through direct infection of tissues in the kidneys  
303 and by inducing chronic inflammation,<sup>51</sup> which could further exacerbate existing  
304 kidney issues. Worsening CKD stage and comorbidities are independent risk factors  
305 for COVID-19-associated hospitalization and death in people with renal disease.<sup>52,53</sup>

## 306 **Transplant**

307 Transplant recipients are at higher risk of severe COVID-19 outcomes due to  
308 immunosuppressive drugs downregulating innate and adaptive immunity,<sup>54,55</sup>  
309 comorbidities, and suboptimal organ function.<sup>56</sup> Moreover, solid-organ transplant  
310 recipients have lower response rates to SARS-CoV-2 vaccines<sup>35</sup> highlighting the  
311 need for enhanced protective measures including additional doses.

## 312 **HIV**

313 Systematic reviews before the Omicron era reported a higher risk of mortality<sup>57</sup> and  
314 hospitalization<sup>58</sup> from COVID-19 for people with HIV compared with people without  
315 HIV. However, some studies suggested no difference in COVID-19 mortality rates for  
316 people with well-controlled HIV compared with HIV-negative individuals. Among  
317 people with HIV, those with low CD4+ T cell counts or uncontrolled viral loads are  
318 more susceptible to severe COVID-19 outcomes.<sup>57,59</sup> Understanding the risk of

Risk of severe COVID-19 outcomes: Immunocompromised SLR and MA

319 severe COVID-19 outcomes for people with HIV is complicated by variations in  
320 disease control, immunosuppression, and antiretroviral use.<sup>57,58</sup> The lack of high-  
321 quality prospective studies on COVID-19 outcomes for people with HIV stratified by  
322 antiretroviral use and disease severity, presents an unmet need for this population.

## 323 **Quality of Evidence**

### 324 ***Strengths***

325 To our knowledge, this is the first comprehensive SLR and meta-analysis to assess  
326 severe outcomes from COVID-19 in people with IC/IS conditions during the Omicron  
327 period. Most of the sensitivity analyses showed no change in significance from the  
328 main analyses, indicating robust pooled estimates. Additionally, most of the results  
329 included in the meta-analyses were adjusted for age and comorbidities, increasing  
330 confidence in the findings.

### 331 ***Limitations***

332 Several limitations were identified in this analysis. High clinical and statistical  
333 heterogeneity existed between studies due to variations in outcome definitions and  
334 adjustments (e.g. vaccination rates and comorbidities). Heterogeneity in vaccination  
335 status and confounding adjustments prevented subgroup analyses by vaccination  
336 status. The studies mainly covered earlier Omicron variants; however, it was not  
337 possible to stratify by subvariants. Additionally, many studies on disease flares  
338 following COVID-19 or vaccination were excluded as they did not directly address  
339 the research question.

## 340 **Implications for Practice and Future Research**

341 This analysis demonstrates that the COVID-19 burden remains high in populations  
342 with IC/IS conditions, necessitating continuous adaptation of public health strategies  
343 to protect these individuals as SARS-CoV-2 evolves. Vaccination remains the most  
344 effective defense against severe outcomes from COVID-19, especially for people  
345 with IC/IS conditions, whereby a 3-dose primary series (as opposed to 2 doses) and  
346 additional booster doses are recommended.<sup>60,61</sup> Carefully timing vaccine doses or  
347 temporarily adjusting immunosuppressive therapies post-vaccination may offer  
348 benefits.<sup>62,63</sup> However, this should be tailored to each patient's specific disease  
349 status and therapy regimen, balancing the benefits against potential risks.<sup>62-64</sup> Given  
350 that people with IC/IS conditions often have multiple comorbidities and differing  
351 treatments, a personalized and multi-disciplinary approach to disease management  
352 and COVID-19 prevention is advantageous.<sup>65</sup>

353 This study identified a dearth of high-quality prospective research on severe  
354 outcomes from COVID-19 in people living with HIV, indicating a need for additional  
355 studies in this population. Additionally, given there are disparities in COVID-19  
356 testing, vaccination, and outpatient therapeutics access based on race and  
357 ethnicity;<sup>66-68</sup> further research into how these disparities impact people with IC/IS  
358 conditions is warranted. Future research should also investigate the impact of age,  
359 Omicron subvariant, vaccination status, and geographical region on people with  
360 IC/IS conditions.

## 361 **Conclusions**

362 This SLR and meta-analysis demonstrated that people with IC/IS conditions are at  
363 an increased risk of severe outcomes from COVID-19 during the Omicron era. Of the  
364 meta-analyzed IC/IS conditions, transplant recipients were at the highest risk for  
365 hospitalization, death, and combined outcomes. Our study highlights the need for  
366 continued enhanced preventative measures for IC/IS populations, and a  
367 personalized multi-disciplinary approach to care.

## 368 **Acknowledgements**

369 The authors would like to thank the individuals, their families, and all investigators  
370 involved in this study.

371 Guidance through the review process as well as contributions to systematic review  
372 processes, such as screening, risk of bias assessment, and data extraction, were  
373 provided by Nick Pooley, PhD (Maverex Ltd), Masoumeh Kisomi, PhD (Maverex  
374 Ltd), and Megha Garg, MD (Maverex Ltd). Statistical support, including the design  
375 and running of the meta-analyses, was provided by Medha Shrivastava, MSc  
376 (Maverex Ltd). Kate Misso, MSc/MCLIP (Maverex Ltd), designed and performed the  
377 electronic searches in this systematic review.

378 Medical writing support, including assisting authors with development of the outline  
379 and initial draft, incorporation of comments, figure preparation, referencing, and data  
380 checking was provided by Ashley Knox, PhD, and editorial support, including  
381 formatting, proofreading, and submission was provided by Michelle Seddon, Dip  
382 Psychol, all of Paragon (a division of Prime, Knutsford, UK). The study was  
383 supported by BioNTech SE, Mainz, Germany, according to Good Publication  
384 Practice guidelines ([Link](#)). The sponsor was involved in the study design, analysis  
385 and interpretation of data in the manuscript as well as data checking of information  
386 provided in the manuscript. However, ultimate responsibility for opinions,  
387 conclusions, and data interpretation lies with the authors.

Risk of severe COVID-19 outcomes: Immunocompromised SLR and MA

## 388 **Conflicts of Interest Disclosures**

389 AC is an employee of Maverex Ltd., who received consulting fees from BioNTech

390 SE.

391 FB has no conflicts to disclose.

392 GC has been an advisory board member for Roche, Novartis, Lilly, Pfizer, Astra

393 Zeneca, Daichii Sankyo, Ellipsis, Veracyte, Exact Science, Celcuity, Merck, BMS,

394 Gilead, Sanofi, and Menarini.

395 TP receives consulting fees from BioNTech SE, GlaxoSmithKline, UNAIDS, and

396 USAID.

397 SA is an employee of BioNTech SE.

## 398 **Funding**

399 This study was funded by BioNTech SE, Mainz, Germany.

## 400 **Author Contributions**

<b>Term</b>	<b>Credit (contributor roles taxonomy) definition</b>	<b>Author initials</b>
Conceptualization	Ideas; formulation or evolution of overarching research goals and aims	AC, SA
Methodology	Development or design of methodology; creation of models	AC

Software	Programming, software development; designing computer programs; implementation of the computer code and supporting algorithms; testing of existing code components	AC
Validation	Verification, whether as a part of the activity or separate, of the overall replication/reproducibility of results/experiments and other research outputs	AC, TP
Formal analysis	Application of statistical, mathematical, computational, or other formal techniques to analyze or synthesize study data	AC
Investigation	Conducting a research and investigation process, specifically performing the experiments, or data/evidence collection	AC
Resources	Provision of study materials, reagents, materials, patients, laboratory samples, animals, instrumentation, computing resources, or other analysis tools	AC
Data curation	Management activities to annotate (produce metadata), scrub data and maintain research data (including software code, where it is necessary for interpreting the data itself) for initial use and later reuse	AC
Writing – original draft	Preparation, creation and/or presentation of the published work, specifically writing the initial draft (including substantive translation)	AC, AS, FB, GC, SA, TP

Writing – review & editing	Preparation, creation and/or presentation of the published work by those from the original research group, specifically critical review, commentary, or revision – including pre-or post-publication stages	AC, AS, FB, GC, SA, TP
Visualization	Preparation, creation and/or presentation of the published work, specifically visualization/data presentation	AC, TP
Supervision	Oversight and leadership responsibility for the research activity planning and execution, including mentorship external to the core team	SA, TP
Project administration	Management and coordination responsibility for the research activity planning and execution	SA, TP
Funding acquisition	Acquisition of the financial support for the project leading to this publication	SA

401

## 402 **Data Sharing**

403 The datasets generated during and/or analyzed during the current study are

404 available from the corresponding author on reasonable request.



## 405 References

- 406 1. World Health Organization. WHO Director-General's statement on IHR  
407 Emergency Committee on Novel Coronavirus (2019-nCoV). Updated January  
408 30, 2020. [https://www.who.int/director-general/speeches/detail/who-director-](https://www.who.int/director-general/speeches/detail/who-director-general-s-statement-on-ihf-emergency-committee-on-novel-coronavirus-(2019-ncov))  
409 [general-s-statement-on-ihf-emergency-committee-on-novel-coronavirus-](https://www.who.int/director-general/speeches/detail/who-director-general-s-statement-on-ihf-emergency-committee-on-novel-coronavirus-(2019-ncov))  
410  [\(2019-ncov\)](https://www.who.int/director-general/speeches/detail/who-director-general-s-statement-on-ihf-emergency-committee-on-novel-coronavirus-(2019-ncov))). Accessed July 3, 2024.
- 411 2. World Health Organization. Coronavirus disease 2019 (COVID-19) Situation  
412 Report – 51. Updated March 11, 2020. [https://www.who.int/docs/default-](https://www.who.int/docs/default-source/coronaviruse/situation-reports/20200311-sitrep-51-covid-19.pdf?sfvrsn=1ba62e57_10)  
413 [source/coronaviruse/situation-reports/20200311-sitrep-51-covid-](https://www.who.int/docs/default-source/coronaviruse/situation-reports/20200311-sitrep-51-covid-19.pdf?sfvrsn=1ba62e57_10)  
414 [19.pdf?sfvrsn=1ba62e57\\_10](https://www.who.int/docs/default-source/coronaviruse/situation-reports/20200311-sitrep-51-covid-19.pdf?sfvrsn=1ba62e57_10). Accessed July 3, 2024.
- 415 3. World Health Organization. Classification of Omicron (B.1.1.529): SARS-CoV-  
416 2 variant of concern. Updated November 26,  
417 2021. [https://www.who.int/news/item/26-11-2021-classification-of-omicron-](https://www.who.int/news/item/26-11-2021-classification-of-omicron-(b.1.1.529)-sars-cov-2-variant-of-concern)  
418 [\(b.1.1.529\)-sars-cov-2-variant-of-concern](https://www.who.int/news/item/26-11-2021-classification-of-omicron-(b.1.1.529)-sars-cov-2-variant-of-concern). Accessed July 3, 2024.
- 419 4. Petrone D, Mateo-Urdiales A, Sacco C, et al. Reduction of the risk of severe  
420 COVID-19 due to Omicron compared to Delta variant in Italy (November 2021  
421 - February 2022). *Int J Infect Dis.* 2023;129:135-141.
- 422 5. Bager P, Wohlfahrt J, Bhatt S, et al. Risk of hospitalisation associated with  
423 infection with SARS-CoV-2 omicron variant versus delta variant in Denmark:  
424 an observational cohort study. *Lancet Infect Dis.* 2022;22(7):967-976.
- 425 6. Nyberg T, Ferguson NM, Nash SG, et al. Comparative analysis of the risks of  
426 hospitalisation and death associated with SARS-CoV-2 omicron (B.1.1.529)  
427 and delta (B.1.617.2) variants in England: a cohort study. *Lancet.*  
428 2022;399(10332):1303-1312.
- 429 7. Veneti L, Boas H, Brathen Kristoffersen A, et al. Reduced risk of  
430 hospitalisation among reported COVID-19 cases infected with the SARS-CoV-  
431 2 Omicron BA.1 variant compared with the Delta variant, Norway, December  
432 2021 to January 2022. *Euro Surveill.* 2022;27(4):pii=2200077.
- 433 8. Sheikh A, Kerr S, Woolhouse M, et al. Severity of omicron variant of concern  
434 and effectiveness of vaccine boosters against symptomatic disease in  
435 Scotland (EAVE II): a national cohort study with nested test-negative design.  
436 *Lancet Infect Dis.* 2022:959-966.
- 437 9. World Health Organization. WHO COVID-19 Dashboard.  
438 <https://data.who.int/dashboards/covid19/>. Accessed August 16, 2024.
- 439 10. World Health Organization. WHO Director-General's opening remarks at the  
440 media briefing – 5 May 2023. [https://www.who.int/news-](https://www.who.int/news-room/speeches/item/who-director-general-s-opening-remarks-at-the-media-briefing---5-may-2023)  
441 [room/speeches/item/who-director-general-s-opening-remarks-at-the-media-](https://www.who.int/news-room/speeches/item/who-director-general-s-opening-remarks-at-the-media-briefing---5-may-2023)  
442 [briefing---5-may-2023](https://www.who.int/news-room/speeches/item/who-director-general-s-opening-remarks-at-the-media-briefing---5-may-2023).
- 443 11. Centers for Disease Control and Prevention. COVID-19 can surge throughout  
444 the year. Updated July 3, 2024. [https://www.cdc.gov/ncird/whats-new/covid-](https://www.cdc.gov/ncird/whats-new/covid-19-can-surge-throughout-the-year.html)  
445 [19-can-surge-throughout-the-year.html](https://www.cdc.gov/ncird/whats-new/covid-19-can-surge-throughout-the-year.html). Accessed August 16, 2024.
- 446 12. Belsky JA, Tullius BP, Lamb MG, et al. COVID-19 in immunocompromised  
447 patients: a systematic review of cancer, hematopoietic cell and solid organ  
448 transplant patients. *J Infect.* 2021;82(3):329-338.
- 449

- 450 **13.** Turtle L, Thorpe M, Drake TM, et al. Outcome of COVID-19 in hospitalised  
451 immunocompromised patients: an analysis of the WHO ISARIC CCP-UK  
452 prospective cohort study. *PLoS Med.* 2023;20(1):e1004086.
- 453 **14.** Evans RA, Dube S, Lu Y, et al. Impact of COVID-19 on immunocompromised  
454 populations during the Omicron era: insights from the observational  
455 population-based INFORM study. *Lancet Reg Health Eur.* 2023;35:100747.
- 456 **15.** Antinori A, Bausch-Jurken M. The burden of COVID-19 in the  
457 immunocompromised patient: implications for vaccination and needs for the  
458 future. *J Infect Dis.* 2023;228(Suppl 1):S4-S12.
- 459 **16.** Li Y, Choudhary MC, Regan J, et al. SARS-CoV-2 viral clearance and  
460 evolution varies by type and severity of immunodeficiency. *Sci Transl Med.*  
461 2024;16(731):eadk1599.
- 462 **17.** Hogan JI, Duerr R, Dimartino D, et al. Remdesivir resistance in transplant  
463 recipients with persistent Coronavirus Disease 2019. *Clin Infect Dis.*  
464 2023;76(2):342-345.
- 465 **18.** Fung M, Babik JM. COVID-19 in immunocompromised hosts: what we know  
466 so far. *Clin Infect Dis.* 2021;72(2):340-350.
- 467 **19.** Nab L, Parker EPK, Andrews CD, et al. Changes in COVID-19-related  
468 mortality across key demographic and clinical subgroups in England from  
469 2020 to 2022: a retrospective cohort study using the OpenSAFELY platform.  
470 *Lancet Public Health.* 2023;8(5):e364-e377.
- 471 **20.** Viechtbauer W. Conducting meta-analyses in R with the metafor package. *J*  
472 *Stat Softw.* 2010;36(3):1-48.
- 473 **21.** Shakor ASaA, Samsudin EZ, Chen XW, Ghazali MH. Factors associated with  
474 COVID-19 brought-in deaths: a data-linkage comparative cross-sectional  
475 study. *J Infect Public Health.* 2023;16(12):2068-2078.
- 476 **22.** Morris CP, Eldesouki RE, Sachithanandham J, et al. Omicron subvariants:  
477 clinical, laboratory, and cell culture characterization. *Clin Infect Dis.*  
478 2023;76(7):1276-1284.
- 479 **23.** Xing Y, Sun Y, Tang M, et al. Variables associated with 30-day mortality in  
480 very elderly COVID-19 patients. *Clin Interv Aging.* 2023;18:1155-1162.
- 481 **24.** Bao S, Lu G, Kang Y, et al. A diagnostic model for serious COVID-19 infection  
482 among older adults in Shanghai during the Omicron wave. *Front Med*  
483 *(Lausanne).* 2022;9:1018516.
- 484 **25.** Puyat JH, Fowokan A, Wilton J, et al. Risk of COVID-19 hospitalization in  
485 people living with HIV and HIV-negative individuals and the role of COVID-19  
486 vaccination: a retrospective cohort study. *Int J Infect Dis.* 2023;135:49-56.
- 487 **26.** Rasmussen LD, Cowan S, Gerstoft J, et al. Outcomes following severe acute  
488 respiratory syndrome coronavirus 2 infection among individuals with and  
489 without HIV in Denmark. *AIDS.* 2023;37(2):311-321.
- 490 **27.** Yang H, Xu J, Shi L, Duan G, Wang Y. Correspondence on 'Prevalence and  
491 clinical outcomes of COVID-19 in patients with autoimmune diseases: a  
492 systematic review and meta-analysis'. *Ann Rheum Dis.* 2023;82(4):e79.
- 493 **28.** Han S, Zhuang Q, Chiang J, et al. Impact of cancer diagnoses on the  
494 outcomes of patients with COVID-19: a systematic review and meta-analysis.  
495 *BMJ Open.* 2022;12(2):e044661.

- 496 **29.** Di Felice G, Visci G, Teglia F, Angelini M, Boffetta P. Effect of cancer on  
497 outcome of COVID-19 patients: a systematic review and meta-analysis of  
498 studies of unvaccinated patients. *Elife*. 2022;11:e74634.
- 499 **30.** Gao Y, Chen Y, Liu M, Shi S, Tian J. Impacts of immunosuppression and  
500 immunodeficiency on COVID-19: a systematic review and meta-analysis. *J*  
501 *Infect*. 2020;81(2):e93-e95.
- 502 **31.** Lin YC, Lai TS, Lin SL, et al. Outcomes of coronavirus 2019 infection in  
503 patients with chronic kidney disease: a systematic review and meta-analysis.  
504 *Ther Adv Chronic Dis*. 2021;12:2040622321998860.
- 505 **32.** Ao G, Wang Y, Qi X, et al. The association between severe or death COVID-  
506 19 and solid organ transplantation: a systematic review and meta-analysis.  
507 *Transplant Rev (Orlando)*. 2021;35(3):100628.
- 508 **33.** Liao SY, Gerber AN, Zelarney P, Make B, Wechsler ME. Impaired SARS-  
509 CoV-2 mRNA vaccine antibody response in chronic medical conditions: a  
510 real-world analysis. *Chest*. 2022;161(6):1490-1493.
- 511 **34.** Liu H, Aviszus K, Zelarney P, et al. Vaccine-elicited B- and T-cell immunity to  
512 SARS-CoV-2 is impaired in chronic lung disease patients. *ERJ Open Res*.  
513 2023;9(5):00400-02023.
- 514 **35.** Galmiche S, Luong Nguyen LB, Tartour E, et al. Immunological and clinical  
515 efficacy of COVID-19 vaccines in immunocompromised populations: a  
516 systematic review. *Clin Microbiol Infect*. 2022;28(2):163-177.
- 517 **36.** Predecki M, Clarke C, Edwards H, et al. Humoral and T-cell responses to  
518 SARS-CoV-2 vaccination in patients receiving immunosuppression. *Ann*  
519 *Rheum Dis*. 2021;80(10):1322-1329.
- 520 **37.** Lim SH, Ju HJ, Han JH, et al. Autoimmune and autoinflammatory connective  
521 tissue disorders following COVID-19. *JAMA Netw Open*.  
522 2023;6(10):e2336120.
- 523 **38.** Marin JS, Mazonett-Granados EA, Salazar-Urbe JC, et al. Increased  
524 incidence of rheumatoid arthritis after COVID-19. *Autoimmun Rev*.  
525 2023;22(10):103409.
- 526 **39.** Faye AS, Lee KE, Laszkowska M, et al. Risk of adverse outcomes in  
527 hospitalized patients with autoimmune disease and COVID-19: a matched  
528 cohort study from New York City. *J Rheumatol*. 2021;48(3):454-462.
- 529 **40.** Mehta P, McAuley DF, Brown M, et al. COVID-19: consider cytokine storm  
530 syndromes and immunosuppression. *Lancet*. 2020;395(10229):1033-1034.
- 531 **41.** Singh N, Madhira V, Hu C, et al. Rituximab is associated with worse COVID-  
532 19 outcomes in patients with rheumatoid arthritis: a retrospective, nationally  
533 sampled cohort study from the U.S. National COVID Cohort Collaborative  
534 (N3C). *Semin Arthritis Rheum*. 2023;58:152149.
- 535 **42.** Knight JS, Caricchio R, Casanova JL, et al. The intersection of COVID-19 and  
536 autoimmunity. *J Clin Invest*. 2021;131(24):e154886.
- 537 **43.** Sun J, Wang S, Ma X, et al. Efficacy and safety of baricitinib for the treatment  
538 of hospitalized adults with COVID-19: a systematic review and meta-analysis.  
539 *Eur J Med Res*. 2023;28(1):536.
- 540 **44.** Pinato DJ, Aguilar-Company J, Ferrante D, et al. Outcomes of the SARS-  
541 CoV-2 omicron (B.1.1.529) variant outbreak among vaccinated and  
542 unvaccinated patients with cancer in Europe: results from the retrospective,  
543 multicentre, OnCovid registry study. *Lancet Oncol*. 2022;23(7):865-875.

- 544 **45.** Yu J, Ouyang W, Chua MLK, Xie C. SARS-CoV-2 transmission in patients  
545 with cancer at a tertiary care hospital in Wuhan, China. *JAMA Oncol.*  
546 2020;6(7):1108-1110.
- 547 **46.** Sinha S, Kundu CN. Cancer and COVID-19: why are cancer patients more  
548 susceptible to COVID-19? *Med Oncol.* 2021;38(9):101.
- 549 **47.** Leyfman Y, Emmanuel N, Menon GP, et al. Cancer and COVID-19:  
550 unravelling the immunological interplay with a review of promising therapies  
551 against severe SARS-CoV-2 for cancer patients. *J Hematol Oncol.*  
552 2023;16(1):39.
- 553 **48.** Hardy N, Vegivinti CTR, Mehta M, et al. Mortality of COVID-19 in patients with  
554 hematological malignancies versus solid tumors: a systematic literature  
555 review and meta-analysis. *Clin Exp Med.* 2023;23(6):1945-1959.
- 556 **49.** Ketkar A, Willey V, Glasser L, et al. Assessing the burden and cost of COVID-  
557 19 across variants in commercially insured immunocompromised populations  
558 in the United States: updated results and trends from the ongoing EPOCH-US  
559 study. *Adv Ther.* 2024;41(3):1075-1102.
- 560 **50.** D'Marco L, Puchades MJ, Romero-Parra M, et al. Coronavirus disease 2019  
561 in chronic kidney disease. *Clin Kidney J.* 2020;13(3):297-306.
- 562 **51.** Rai V. COVID-19 and kidney: the importance of follow-up and long-term  
563 screening. *Life (Basel).* 2023;13(11):2137.
- 564 **52.** Artborg A, Caldinelli A, Wijkstrom J, et al. Risk factors for COVID-19  
565 hospitalization and mortality in patients with chronic kidney disease: a  
566 nationwide cohort study. *Clin Kidney J.* 2024;17(1):sfad283.
- 567 **53.** Gur E, Levy D, Topaz G, et al. Disease severity and renal outcomes of  
568 patients with chronic kidney disease infected with COVID-19. *Clin Exp*  
569 *Nephrol.* 2022;26(5):445-452.
- 570 **54.** Rinaldi M, Bartoletti M, Bussini L, et al. COVID-19 in solid organ transplant  
571 recipients: no difference in survival compared to general population. *Transpl*  
572 *Infect Dis.* 2021;23(1):e13421.
- 573 **55.** Caillard S, Chavarot N, Francois H, et al. Is COVID-19 infection more severe  
574 in kidney transplant recipients? *Am J Transplant.* 2021;21(3):1295-1303.
- 575 **56.** Coll E, Fernandez-Ruiz M, Sanchez-Alvarez JE, et al. COVID-19 in transplant  
576 recipients: the Spanish experience. *Am J Transplant.* 2021;21(5):1825-1837.
- 577 **57.** Ssentongo P, Heilbrunn ES, Ssentongo AE, et al. Epidemiology and  
578 outcomes of COVID-19 in HIV-infected individuals: a systematic review and  
579 meta-analysis. *Sci Rep.* 2021;11(1):6283.
- 580 **58.** Danwang C, Noubiap JJ, Robert A, Yombi JC. Outcomes of patients with HIV  
581 and COVID-19 co-infection: a systematic review and meta-analysis. *AIDS Res*  
582 *Ther.* 2022;19(1):3.
- 583 **59.** Boffito M, Waters L. More evidence for worse COVID-19 outcomes in people  
584 with HIV. *Lancet HIV.* 2021;8(11):e661-e662.
- 585 **60.** Centers for Disease Control and Prevention. Vaccines for Moderately to  
586 Severely Immunocompromised People. Updated August 30,  
587 2024. <https://www.cdc.gov/covid/vaccines/immunocompromised-people.html>.  
588 Accessed 1 October 2024.
- 589 **61.** Paranilam J, Arcioni F, Franco A, et al. Delphi panel consensus statement  
590 generation: COVID-19 vaccination recommendations for

- 591 immunocompromised populations in the European Union. *Infect Dis Ther.*  
592 2024;13(11):2227-2253.
- 593 **62.** Serra Lopez-Matencio JM, Vicente-Rabaneda EF, Alanon E, et al. COVID-19  
594 vaccination and immunosuppressive therapy in immune-mediated  
595 inflammatory diseases. *Vaccines (Basel).* 2023;11(12):1813.
- 596 **63.** Curtis JR, Johnson SR, Anthony DD, et al. American College of  
597 Rheumatology guidance for COVID-19 vaccination in patients with rheumatic  
598 and musculoskeletal diseases: Version 5. *Arthritis Rheumatol.* 2023;75(1):E1-  
599 E16.
- 600 **64.** Curigliano G, Banerjee S, Cervantes A, et al. Managing cancer patients  
601 during the COVID-19 pandemic: an ESMO multidisciplinary expert consensus.  
602 *Ann Oncol.* 2020;31(10):1320-1335.
- 603 **65.** Russell CD, Lone NI, Baillie JK. Comorbidities, multimorbidity and COVID-19.  
604 *Nat Med.* 2023;29(2):334-343.
- 605 **66.** Rader B, Gertz A, Iuliano AD, et al. Use of at-home COVID-19 tests - United  
606 States, August 23, 2021-March 12, 2022. *MMWR Morb Mortal Wkly Rep.*  
607 2022;71(13):489-494.
- 608 **67.** Pingali C, Meghani M, Razzaghi H, et al. COVID-19 vaccination coverage  
609 among insured persons aged  $\geq 16$  years, by race/ethnicity and other  
610 selected characteristics - eight integrated health care organizations, United  
611 States, December 14, 2020-May 15, 2021. *MMWR Morb Mortal Wkly Rep.*  
612 2021;70(28):985-990.
- 613 **68.** Wiltz JL, Feehan AK, Molinari NM, et al. Racial and ethnic disparities in  
614 receipt of medications for treatment of COVID-19 - United States, March  
615 2020-August 2021. *MMWR Morb Mortal Wkly Rep.* 2022;71(3):96-102.
- 616 **69.** Agrawal U, Bedston S, McCowan C, et al. Severe COVID-19 outcomes after  
617 full vaccination of primary schedule and initial boosters: pooled analysis of  
618 national prospective cohort studies of 30 million individuals in England,  
619 Northern Ireland, Scotland, and Wales. *Lancet.* 2022;400(10360):1305-1320.
- 620 **70.** AlBahrani S, AlBarrak A, Al-Musawi T, et al. COVID-19 vaccine had a  
621 significant positive impact on patients with SARS-COV-2 during the third  
622 (Omicron) wave in Saudi Arabia. *J Infect Public Health.* 2022;15(11):1169-  
623 1174.
- 624 **71.** Arbel R, Sergienko R, Friger M, et al. Effectiveness of a second BNT162b2  
625 booster vaccine against hospitalization and death from COVID-19 in adults  
626 aged over 60 years. *Nat Med.* 2022;28(7):1486-1490.
- 627 **72.** Arbel R, Peretz A, Sergienko R, et al. Effectiveness of a bivalent mRNA  
628 vaccine booster dose to prevent severe COVID-19 outcomes: a retrospective  
629 cohort study. *Lancet Infect Dis.* 2023;23(8):914-921.
- 630 **73.** Bahremand T, Yao JA, Mill C, et al. COVID-19 hospitalisations in  
631 immunocompromised individuals in the Omicron era: a population-based  
632 observational study using surveillance data in British Columbia, Canada.  
633 *Lancet Reg Health Am.* 2023;20:100461.
- 634 **74.** Bedston S, Almaghrabi F, Patterson L, et al. Risk of severe COVID-19  
635 outcomes after autumn 2022 COVID-19 booster vaccinations: a pooled  
636 analysis of national prospective cohort studies involving 7.4 million adults in  
637 England, Northern Ireland, Scotland and Wales. *Lancet Reg Health Eur.*  
638 2024;37:100816.

- 639 **75.** Benites-Godínez V, Mendoza-Cano O, Trujillo X, et al. Survival analysis and  
640 contributing factors among PCR-confirmed adult inpatients during the  
641 endemic phase of COVID-19. *Diseases*. 2023;11(3):119.
- 642 **76.** Beppu H, Fukuda T, Otsubo N, et al. Comparative outcomes of hemodialysis  
643 patients facing pre-Omicron and Omicron COVID-19 epidemics. *Ther Apher*  
644 *Dial*. 2024;28(1):51-60.
- 645 **77.** Beraud G, Bouetard L, Civljak R, et al. Impact of vaccination on the presence  
646 and severity of symptoms in hospitalized patients with an infection of the  
647 Omicron variant (B.1.1.529) of the SARS-CoV-2 (subvariant BA.1). *Clin*  
648 *Microbiol Infect*. 2023;29(5):642-650.
- 649 **78.** Bournia V-K, Fragoulis GE, Mitrou P, et al. Outcomes of COVID-19 Omicron  
650 variant in patients with rheumatoid arthritis: a nationwide Greek cohort study.  
651 *Rheumatology*. 2023;63(4):1130-1138.
- 652 **79.** Briciu V, Topan A, Calin M, et al. Comparison of COVID-19 severity in  
653 vaccinated and unvaccinated patients during the Delta and Omicron wave of  
654 the pandemic in a Romanian tertiary infectious diseases hospital. *Healthcare*.  
655 2023;11(3):373.
- 656 **80.** Brosh-Nissimov T, Hussein K, Wiener-Well Y, et al. Hospitalized patients with  
657 severe coronavirus disease 2019 during the Omicron wave in Israel: benefits  
658 of a fourth vaccine dose. *Clin Infect Dis*. 2022;76(3):e234-e239.
- 659 **81.** Chen Z, Tian F, Zeng Y. Polypharmacy, potentially inappropriate medications,  
660 and drug-drug interactions in older COVID-19 inpatients. *BMC Geriatrics*.  
661 2023;23(1):774.
- 662 **82.** Chen CL, Teng CK, Chen WC, et al. Clinical characteristics and treatment  
663 outcomes among the hospitalized elderly patients with COVID-19 during the  
664 late pandemic phase in central Taiwan. *J Microbiol Immunol Infect*.  
665 2024;57(2):257-268.
- 666 **83.** Choi S-H, Choi JH, Lee JK, et al. Clinical characteristics and outcomes of  
667 children with SARS-CoV-2 infection during the Delta and Omicron variant-  
668 dominant periods in Korea. *J Korean Med Sci*. 2023;38(9):e65.
- 669 **84.** de Prost N, Audureau E, Heming N, et al. Clinical phenotypes and outcomes  
670 associated with SARS-CoV-2 variant Omicron in critically ill French patients  
671 with COVID-19. *Nat Commun*. 2022;13(1):6025.
- 672 **85.** de Prost N, Audureau E, Préau S, et al. Clinical phenotypes and outcomes  
673 associated with SARS-CoV-2 Omicron variants BA.2, BA.5 and BQ.1.1 in  
674 critically ill patients with COVID-19: a prospective, multicenter cohort study.  
675 *Intensive Care Med Exp*. 2023;11(1):48.
- 676 **86.** Drummond PD, de Salles DB, de Souza NSH, et al. Profile and outcomes of  
677 hospitalized COVID-19 patients during the prevalence of the Omicron variant  
678 according to the Brazilian regions: a retrospective cohort study from 2022.  
679 *Vaccines*. 2023;11(10):1568.
- 680 **87.** Elamin MY, Maslamani YA, Alsheikh FA, et al. Impact of vaccination on  
681 morbidity and mortality in adults hospitalized with COVID-19 during the  
682 omicron wave in the Jazan Region, Saudi Arabia. *Saudi Med J*.  
683 2024;45(2):179-187.
- 684 **88.** Ellis RJ, Moffatt CR, Aaron LT, et al. Factors associated with hospitalisations  
685 and deaths of residential aged care residents with COVID-19 during the  
686 Omicron (BA.1) wave in Queensland. *Med J Aust*. 2023;218(4):174-179.

- 687 **89.** Favia G, Barile G, Tempesta A, et al. Relationship between oral lesions and  
688 severe SARS-CoV-2 infection in intensive care unit patients. *Oral Dis.*  
689 2024;30(3):1296-1303.
- 690 **90.** Flacco ME, Acuti Martellucci C, Soldato G, et al. Predictors of SARS-CoV-2  
691 infection and severe and lethal COVID-19 after three years of follow-up: a  
692 population-wide study. *Viruses.* 2023;15(9):1794.
- 693 **91.** Gazit S, Saciuk Y, Perez G, et al. Short term, relative effectiveness of four  
694 doses versus three doses of BNT162b2 vaccine in people aged 60 years and  
695 older in Israel: retrospective, test negative, case-control study. *BMJ.*  
696 2022;377:e071113.
- 697 **92.** Griggs EP, Mitchell PK, Lazariu V, et al. Clinical epidemiology and risk factors  
698 for critical outcomes among vaccinated and unvaccinated adults hospitalized  
699 with COVID-19-VISION Network, 10 states, June 2021-March 2023. *Clin*  
700 *Infect Dis.* 2024;78(2):338-348.
- 701 **93.** Guo Y, Guo Y, Ying H, et al. In-hospital adverse outcomes and risk factors  
702 among chronic kidney disease patients infected with the omicron variant of  
703 SARS-CoV-2: a single-center retrospective study. *BMC Infect Dis.*  
704 2023;23(1):698.
- 705 **94.** Helmy MA, Milad LM, Hasanin AM, et al. Parasternal intercostal thickening at  
706 hospital admission: a promising indicator for mechanical ventilation risk in  
707 subjects with severe COVID-19. *J Clin Monit Comput.* 2023;37(5):1287-1293.
- 708 **95.** Hippisley-Cox J, Khunti K, Sheikh A, Nguyen-Van-Tam JS, Coupland CAC.  
709 Risk prediction of covid-19 related death or hospital admission in adults  
710 testing positive for SARS-CoV-2 infection during the omicron wave in England  
711 (QCOVID4): cohort study. *BMJ.* 2023;381:e072976.
- 712 **96.** Jamaati H, Karimi S, Ghorbani F, et al. Effectiveness of different vaccine  
713 platforms in reducing mortality and length of ICU stay in severe and critical  
714 cases of COVID-19 in the Omicron variant era: a national cohort study in Iran.  
715 *J Med Virol.* 2023;95(3):e28607.
- 716 **97.** Kang J-M, Kang M, Kim Y-E, et al. Severe coronavirus disease 2019 in  
717 pediatric solid organ transplant recipients: big data convergence study in  
718 Korea (K-COV-N cohort). *Int J Infect Dis.* 2023;134:220-227.
- 719 **98.** Karageorgou V, Papaioannou AI, Kallieri M, et al. Patients hospitalized for  
720 COVID-19 in the periods of Delta and Omicron variant dominance in Greece:  
721 determinants of severity and mortality. *J Clin Med.* 2023;12(18):5904.
- 722 **99.** Kim SH, Kim T, Choi H, Shin TR, Sim YS. Clinical outcome and prognosis of  
723 a nosocomial outbreak of COVID-19. *J Clin Med.* 2023;12(6):2279.
- 724 **100.** Klein EY, Fall A, Norton JM, et al. Severity outcomes associated with SARS-  
725 CoV-2 XBB variants, an observational analysis. *J Clin Virol.*  
726 2023;165:105500.
- 727 **101.** Konermann FM, Gessler N, Wohlmuth P, et al. High in-hospital mortality in  
728 SARS-CoV-2-infected patients with active cancer disease during Omicron  
729 phase of the pandemic: insights from the CORONA Germany study. *Oncol*  
730 *Res Treat.* 2023;46(5):201-210.
- 731 **102.** Lee CM, Kim M, Park SW, et al. Clinical outcomes and immunological  
732 features of COVID-19 patients receiving B-cell depletion therapy during the  
733 Omicron era. *Infect Dis (Lond).* 2024;56(2):116-127.

- 734 **103.** Li H, Jia X, Wang Y, et al. Differences in the severity and mortality risk factors  
735 for patients hospitalized for COVID-19 pneumonia between the early wave  
736 and the very late stage of the pandemic. *Front Med (Lausanne)*.  
737 2023;10:1238713.
- 738 **104.** Li D-J, Zhou C-C, Huang F, Shen F-M, Li Y-C. Clinical features of omicron  
739 SARS-CoV-2 variants infection associated with co-infection and ICU-acquired  
740 infection in ICU patients. *Front Public Health*. 2024;11:1320340.
- 741 **105.** Liu Y, Qi Z, Bai M, et al. Combination of chest computed tomography value  
742 and clinical laboratory data for the prognostic risk evaluation of patients with  
743 COVID-19. *Int J Gen Med*. 2023;16:3829-3842.
- 744 **106.** Lu G, Zhang Y, Zhang H, et al. Geriatric risk and protective factors for serious  
745 COVID-19 outcomes among older adults in Shanghai Omicron wave. *Emerg*  
746 *Microbes Infect*. 2022;11(1):2045-2054.
- 747 **107.** Mayer C, Woo MS, Brehm TT, et al. History of cerebrovascular disease but  
748 not dementia increases the risk for secondary vascular events during SARS-  
749 CoV-2 infection with presumed Omicron variant: a retrospective observational  
750 study. *Eur J Neurol*. 2023;30(8):2297-2304.
- 751 **108.** Mendoza-Cano O, Trujillo X, Ríos-Silva M, et al. Association between  
752 vaccination status for COVID-19 and the risk of severe symptoms during the  
753 endemic phase of the disease. *Vaccines*. 2023;11(10):1512.
- 754 **109.** Mizrahi Reuveni M, Kertes J, Shapiro Ben David S, et al. Risk stratification  
755 model for severe COVID-19 disease: a retrospective cohort study.  
756 *Biomedicines*. 2023;11(3):767.
- 757 **110.** Nevejan L, Ombelet S, Laenen L, et al. Severity of COVID-19 among  
758 hospitalized patients: Omicron remains a severe threat for  
759 immunocompromised hosts. *Viruses*. 2022;14(12):2736.
- 760 **111.** O'Leary AL, Wattengel BA, Carter MT, Drye AF, Mergenhagen KA. Risk  
761 factors associated with mortality in hospitalized patients with laboratory  
762 confirmed SARS-CoV-2 infection during the period of omicron (B.1.1.529)  
763 variant predominance. *Am J Infect Control*. 2023;51(6):603-606.
- 764 **112.** Overvad M, Koch A, Jespersen B, et al. Outcomes following SARS-CoV-2  
765 infection in individuals with and without solid organ transplantation-A Danish  
766 nationwide cohort study. *Am J Transplant*. 2022;22(11):2627-2636.
- 767 **113.** Parajuli P, Sabo R, Alsaadawi R, et al. Fibrosis-4 (FIB-4) index as a predictor  
768 for mechanical ventilation and 30-day mortality across COVID-19 variants. *J*  
769 *Clin Transl Sci*. 2023;7(1):e213.
- 770 **114.** Parra-Bracamonte GM, Lopez-Villalobos N, Velazquez MA, et al.  
771 Comparative analysis of risk factors for COVID-19 mortality before, during and  
772 after the vaccination programme in Mexico. *Public Health*. 2023;215:94-99.
- 773 **115.** Patton MJ, Orihuela CJ, Harrod KS, et al. COVID-19 bacteremic co-infection  
774 is a major risk factor for mortality, ICU admission, and mechanical ventilation.  
775 *Crit Care*. 2023;27(1):34.
- 776 **116.** Radhakrishnan N, Liu M, Idowu B, et al. Comparison of the clinical  
777 characteristics of SARS-CoV-2 Delta (B.1.617.2) and Omicron (B.1.1.529)  
778 infected patients from a single hospitalist service. *BMC Infect Dis*.  
779 2023;23(1):747.
- 780 **117.** Risk M, Hayek SS, Schiopu E, et al. COVID-19 vaccine effectiveness against  
781 omicron (B.1.1.529) variant infection and hospitalisation in patients taking



- 782 immunosuppressive medications: a retrospective cohort study. *Lancet*  
783 *Rheumatol.* 2022;4(11):e775-e784.
- 784 **118.** Russell SL, Klaver BRA, Harrigan SP, et al. Clinical severity of Omicron  
785 subvariants BA.1, BA.2, and BA.5 in a population-based cohort study in  
786 British Columbia, Canada. *J Med Virol.* 2023;95(1):e28423.
- 787 **119.** Shi HJ, Yang J, Eom JS, et al. Clinical characteristics and risk factors for  
788 mortality in critical COVID-19 patients aged 50 years or younger during  
789 Omicron wave in Korea: comparison with patients older than 50 years of age.  
790 *J Korean Med Sci.* 2023;38(28):e217.
- 791 **120.** Simmons AE, Amoako A, Grima AA, et al. Vaccine effectiveness against  
792 hospitalization among adolescent and pediatric SARS-CoV-2 cases between  
793 May 2021 and January 2022 in Ontario, Canada: a retrospective cohort study.  
794 *PLoS One.* 2023;18(3):e0283715.
- 795 **121.** Skarbinski J, Wood MS, Chervo TC, et al. Risk of severe clinical outcomes  
796 among persons with SARS-CoV-2 infection with differing levels of vaccination  
797 during widespread Omicron (B.1.1.529) and Delta (B.1.617.2) variant  
798 circulation in Northern California: a retrospective cohort study. *Lancet Reg*  
799 *Health Am.* 2022;12:100297.
- 800 **122.** Starkey T, Ionescu MC, Tilby M, et al. A population-scale temporal case–  
801 control evaluation of COVID-19 disease phenotype and related outcome rates  
802 in patients with cancer in England (UKCCP). *Sci Rep.* 2023;13(1):11327.
- 803 **123.** Svensson ALL, Emborg H-D, Bartels LE, et al. Outcomes following SARS-  
804 CoV-2 infection in individuals with and without inflammatory rheumatic  
805 diseases: a Danish nationwide cohort study. *Ann Rheum Dis.*  
806 2023;82(10):1359-1367.
- 807 **124.** Tsujimoto Y, Kobayashi M, Oku T, et al. Outcomes in novel hospital-at-home  
808 model for patients with COVID-19: a multicentre retrospective cohort study.  
809 *Fam Pract.* 2023;40(5-6):662-670.
- 810 **125.** Vo AD, La J, Wu JT, et al. Factors associated with severe COVID-19 among  
811 vaccinated adults treated in US veterans affairs hospitals. *JAMA Netw Open.*  
812 2022;5(10):e2240037.
- 813 **126.** Wang X, Zein J, Ji X, Lin DY. Impact of vaccination, prior infection, and  
814 therapy on Omicron infection and mortality. *J Infect Dis.* 2023;227(8):970-976.
- 815 **127.** Ward IL, Robertson C, Agrawal U, et al. Risk of COVID-19 death in adults  
816 who received booster COVID-19 vaccinations in England. *Nat Commun.*  
817 2024;15(1):398.
- 818 **128.** Xin S, Chen W, Yu Q, Gao L, Lu G. Effect of the number of coronavirus  
819 disease 2019 (COVID-19) vaccination shots on the occurrence of pneumonia,  
820 severe pneumonia, and death in SARS-CoV-2-infected patients. *Front Public*  
821 *Health.* 2024;11:1330106.
- 822 **129.** Yang H, Wang Z, Zhang Y, et al. Clinical characteristics and factors for  
823 serious outcomes among outpatients infected with the Omicron subvariant  
824 BF.7. *J Med Virol.* 2023;95(8):e28977.
- 825 **130.** Zhang Y, Han J, Sun F, et al. A practical scoring model to predict the  
826 occurrence of critical illness in hospitalized patients with SARS-CoV-2  
827 omicron infection. *Front Microbiol.* 2022;13:1031231.

- 828 **131.** Zhao Q, Zheng B, Han B, et al. Is azvudine comparable to nirmatrelvir-  
829 ritonavir in real-world efficacy and safety for hospitalized patients with COVID-  
830 19? a retrospective cohort study. *Infect Dis Ther.* 2023;12(8):2087-2102.
- 831 **132.** Zhu Z, Cai J, Tang Q, et al. Circulating eosinophils associated with  
832 responsiveness to COVID-19 vaccine and the disease severity in patients with  
833 SARS-CoV-2 omicron variant infection. *BMC Pulm Med.* 2023;23(1):177.

834

835 **Tables and Figures**

836 **Table 1.** Characteristics of the Included Studies

Study	Country	Study design	Study setting	Data source	Study duration	Omicron period	Omicron subvariant
<b>Agrawal 2022<sup>69</sup></b>	UK	Prospective cohort study	Healthcare database	Nationwide healthcare datasets	December 2021 - February 2022	Omicron was dominant after 14 December 2021 (20 December 2021 - 28 February 2022)	NR
<b>AlBahrani 2022<sup>70</sup></b>	Saudi Arabia	Retrospective cohort study	Single center	NR	December 2021 - February 2022	25 December 2021 - 28 February 2022	NR
<b>Arbel 2022<sup>71</sup></b>	Israel	Retrospective cohort study	Healthcare database	Electronic medical records in Clalit Health Services	January 2022 - February 2022	3 January - 20 February 2022	B.1.1.529
<b>Arbel 2023<sup>72</sup></b>	Israel	Retrospective cohort study	Healthcare database	Electronic medical records in Clalit Health Services	September 2022 - January 2023	Omicron predominant period (27 September 2022 - 25 January 2023)	BA.5 and BQ.1

Study	Country	Study design	Study setting	Data source	Study duration	Omicron period	Omicron subvariant
<b>Bahreman 2023</b> <sup>73</sup>	Canada	Retrospective cohort study	Healthcare database	British Columbia Regional Health Authority COVID-19 Case Linelist Database	January 2022 - March 2022	Omicron era (January - March 2022)	NR
<b>Bao 2022</b> <sup>24a</sup>	China	Cross-sectional study	Single center	Shanghai Ninth People's Hospital	April 2022 - May 2022	Shanghai Omicron pandemic (April - May 2022)	BA.2
<b>Bedston 2024</b> <sup>74</sup>	UK	Prospective cohort study	Multi-center	Secure Trusted Research Environment of the UK's four nations <sup>b</sup>	September 2022 - December 2022	September - December 2022	NR
<b>Benites-Godínez 2023</b> <sup>75</sup>	Mexico	Retrospective cohort study	Healthcare database	SINOLAVE (the system derives data from patients' medical records and death certificates)	May 2023 - July 2023	Omicron predominant period (5 May - 26 July 2023)	NR
<b>Beppu 2024</b> <sup>76</sup>	Japan	Retrospective cohort study	Single center	Electronic medical records	April 2020 - March 2023	Omicron strain endemic period (January 2022 - March 2023)	NR
<b>Beraud 2023</b> <sup>77</sup>	Bulgaria, Croatia, France, Turkey	Retrospective cohort study	Multi-center	14 hospitals	December 2021 - March 2022	Omicron was the only circulating variant during the study period (1 December	B.1.1.529 (subvariant BA.1)

Study	Country	Study design	Study setting	Data source	Study duration	Omicron period	Omicron subvariant
						2021 - 3 March 2022)	
<b>Bournia 2023<sup>78</sup></b>	Greece	Retrospective cohort study	Healthcare database	Nationwide electronic prescription database and national COVID-19 digital registries	January 2022 - June 2022	January - June 2022	NR
<b>Briciu 2023<sup>79</sup></b>	Romania	Retrospective cohort study	Single center	The Clinical Hospital of Infectious Diseases Cluj-Napoca	September 2021 - May 2022	Omicron Wave 5 (16 January - 31 May 2022)	NR
<b>Brosh-Nissimov 2023<sup>80</sup></b>	Israel	Retrospective cohort study	Multi-center	14 hospitals in Israel	15 - 31 January 2022	Omicron was the most common circulating variant during the study period (15 - 31 January 2022)	NR
<b>Chen 2023<sup>81</sup></b>	China	Cross-sectional study	Single center	Hospital Sichuan University (West China)	December 2022 - January 2023	December 2022 - January 2023	NR
<b>Chen 2024<sup>82</sup></b>	Taiwan	Retrospective cohort study	Single center	China Medical University Hospital	January 2022 - August 2022	Omicron was prevalent variant during the study period (January - August 2022)	NR

Study	Country	Study design	Study setting	Data source	Study duration	Omicron period	Omicron subvariant
<b>Choi 2023</b> <sup>83</sup>	South Korea	Retrospective cohort study	Multi-center	Medical charts from 5 hospitals	August 2021 - March 2022	Omicron variants accounted for >90% of sequenced isolates (January - March 2022)	NR
<b>de Prost 2022</b> <sup>84</sup>	France	Prospective cohort study	Multi-center	Clinical records from 20 ICUs	December 2021 - May 2022	Omicron predominant period (January - May 2022)	BA.1, BA.1.1, BA.2
<b>de Prost 2023</b> <sup>85</sup>	France	Prospective cohort study	Multi-center	Clinical records from 20 ICUs	February 2022 - December 2022	Omicron predominant period (4 February - 15 December 2022)	BA.2, BA.4/BA.5, BQ.1.1 group
<b>Drummond 2023</b> <sup>86</sup>	Brazil	Retrospective cohort study	Healthcare database	SIVEP-Gripe database	January 2022 - April 2023	Omicron and subvariants (January - December 2022)	BA.4/BA.5
<b>Elamin 2024</b> <sup>87</sup>	Saudi Arabia	Retrospective cohort study	Multi-center	Electronic medical records from 22 government and private hospitals	January - June 2022	Peak period for omicron wave in Jazan Region (January - June 2022)	NR

Study	Country	Study design	Study setting	Data source	Study duration	Omicron period	Omicron subvariant
<b>Ellis 2023<sup>88</sup></b>	Australia	Retrospective cohort study	Multi-center	Metro South Public Health Unit	December 2021 - January 2022	Omicron dominant period (December 2021 - January 2022)	BA.1 (predominant)
<b>Evans 2023<sup>14</sup></b>	England	Retrospective cohort study	Healthcare database	De-identified routinely collected electronic healthcare record data from primary and secondary care in England <sup>c</sup>	January 2017 - December 2022	Omicron era (January - December 2022)	NR
<b>Favia 2023<sup>89</sup></b>	Italy	Prospective cohort study	Single center	Maxi-Emergencies Hospital, University Hospital Policlinic of Bari (Italy)	January 2022 - March 2022	Omicron-1 variant period (January - March 2022)	NR
<b>Flacco 2023<sup>90</sup></b>	Italy	Retrospective cohort study	Healthcare database	National Healthcare System datasets, the Italian Institute of Health	February 2020 - February 2023	Omicron predominant period (1 January 2022 - 15 February 2023)	NR
<b>Gazit 2022<sup>91</sup></b>	Israel	Case-control study	Healthcare database	Maccabi Healthcare Services centralized computerized database	January 2022 - March 2022	10 January - 13 March 2022	NR
<b>Griggs 2024<sup>92</sup></b>	USA	Retrospective cohort study	Healthcare database	VISION network	June 2021 - March 2023	16 December 2021- 29 March 2023	BA.1, BA.2, BA.4, BA.5, and Post-BA.4/BA.5

Study	Country	Study design	Study setting	Data source	Study duration	Omicron period	Omicron subvariant
<b>Guo 2023<sup>93</sup></b>	China	Retrospective cohort study	Single center	Baoshan Branch of Huashan Hospital	March - May 2022	29 March - 17 May 2022	NR
<b>Helmy 2023<sup>94</sup></b>	Egypt	Prospective cohort study	Single center	NR	NR	NR <sup>d</sup>	NR
<b>Hippisley-Cox 2023<sup>95</sup></b>	England	Retrospective cohort study	Healthcare database	QResearch database (version 47)	December 2021 - June 2022	11 December 2021 - March 2022	NR
<b>Jamaati 2023<sup>96</sup></b>	Iran	Retrospective cohort study	Multi-center	National system of the Medical Care Monitoring Centre	January 2022 - April 2022	21 January - 11 April 2022	NR
<b>Kang 2023<sup>97</sup></b>	South Korea	Case-control study	Healthcare database	K-COV-N cohort <sup>e</sup>	NR	15 January - 30 March 2022	NR
<b>Karageorgou 2023<sup>98</sup></b>	Greece	Retrospective cohort study	Multi-center	Patients' medical files	November 2021 - June 2022	16 January - 8 June 2022	NR
<b>Kim 2023<sup>99</sup></b>	South Korea	Retrospective cohort study	Single center	Clinical records from a university teaching hospital in Seoul, Korea	November 2021 - April 2022	November 2021 - April 2022	NR
<b>Klein 2023<sup>100</sup></b>	USA	Retrospective cohort study	Multi-center	Johns Hopkins Healthcare System	September 2022 - February 2023	September 2022 - February 2023	XBB or XBB.1.5
<b>Konermann 2023<sup>101</sup></b>	Germany	Prospective cohort study	Multi-center	45 hospitals across Germany	March 2020 - July 2022	1 January - 20 July 2022	NR



Study	Country	Study design	Study setting	Data source	Study duration	Omicron period	Omicron subvariant
<b>Lee 2024</b> <sup>102</sup>	South Korea	Retrospective cohort study	Single center	Data from Seoul National University Hospital	February 2022 - January 2023	February 2022 - January 2023	BA.1, BA.5
<b>Li 2023</b> <sup>103</sup>	China	Cross-sectional study	Single center	Xi'an People's Hospital	December 2022 - January 2023	8 December 2022 - 31 January 2023	NR
<b>Li 2024</b> <sup>104</sup>	China	Retrospective cohort study	Single center	Shanghai Municipal Centre for Disease Control and Prevention	April 2020 - March 2023	April 2022 - May 2022	NR
<b>Liu 2023</b> <sup>105</sup>	China	Retrospective cohort study	Single center	Xiamen University	December 2022 - January 2023	December 2022 - January 2023	NR
<b>Lu 2022</b> <sup>106</sup>	China	Cross-sectional study	Multi-center	Shanghai Ninth People's Hospital, Huashan Hospital, and Shanghai Sixth People's Hospital	April 2022 - May 2022	April - May 2022	NR
<b>Mayer 2023</b> <sup>107</sup>	Germany	Retrospective cohort study	Single center	University Medical Centre Hamburg	December 2021 - August 2022	20 December 2021 - 15 August 2022	NR
<b>Mendoza-Cano 2023</b> <sup>108</sup>	Mexico	Retrospective cohort study	Healthcare database	SINOLAVE	May 2023 - August 2023	May - August 2023	NR

Study	Country	Study design	Study setting	Data source	Study duration	Omicron period	Omicron subvariant
<b>Mizrahi Reuveni 2023<sup>109</sup></b>	Israel	Retrospective cohort study	Healthcare database	Maccabi Healthcare Services database	November 2021 - January 2022	26 November 2021 - 18 January 2022	NR
<b>Morris 2023<sup>22a</sup></b>	USA	Retrospective cohort study	Multi-center	Johns Hopkins Health System	December 2021 - July 2022	1 December 2021 - 17 July 2022	BA.1, BA.1.1, BA.2, BA.2.12.1, BA.4, BA.5
<b>Nab 2023<sup>19</sup></b>	England	Retrospective cohort study	Healthcare database	OpenSAFELY TPP	March 2020 - August 2022	15 December 2021 - 3 August 2022	B.1.1.529
<b>Nevejan 2022<sup>110</sup></b>	Belgium	Retrospective cohort study	Multi-center	University and 4 general hospitals in Belgium	December 2021 - February 2022	13 December 2021 - 13 February 2022	BA.1 and BA.2
<b>O'Leary 2023<sup>111</sup></b>	USA	Retrospective cohort study	Healthcare database	Corporate Data Warehouse	December 2021 - February 2022	25 December 2021 - 2 February 2022	NR
<b>Overvad 2022<sup>112</sup></b>	Denmark	Retrospective cohort study	Healthcare database	Statens Serum Institut, Danish Vaccination Register, and Danish National Patient Register	March 2020 - May 2022	January - May 2022	NR
<b>Parajuli 2023<sup>113</sup></b>	USA	Retrospective cohort study	Healthcare database	National COVID-19 Cohort Collaborative	April 2020 - June 2022	20 December 2021 - 25 June 2022	NR
<b>Parra-Bracamonte 2023<sup>114</sup></b>	Mexico	Retrospective cohort study	Healthcare database	Epidemiologic Surveillance Source of Respiratory Viral Diseases	January 2020 - October 2022	24 December 2021 - 24 October 2022	NR

Study	Country	Study design	Study setting	Data source	Study duration	Omicron period	Omicron subvariant
<b>Patton 2023<sup>115</sup></b>	USA	Retrospective cohort study	Multi-center	University of Alabama at Birmingham Health System and Ochsner Louisiana State University Health-Shreveport records	January 2020 - March 2022	February - March 2022	NR
<b>Puyat 2023<sup>25a</sup></b>	Canada	Retrospective cohort study	Healthcare database	British Columbia COVID-19 Cohort dataset, British Columbia Centre for Disease Control, Provincial Health Services Authority and Regional Health Authority data sources	December 2020 - October 2022	8 January - 31 October 2022	NR
<b>Radhakrishnan 2023<sup>116</sup></b>	USA	Retrospective cohort study	Single center	Hospitalist Service at the University of Florida Shands Hospital	December 2021 - February 2022	8 January - 15 February 2022	BA.1
<b>Rasmussen 2023<sup>26a</sup></b>	Denmark	Prospective cohort study	Healthcare database	Danish HIV Cohort Study, Danish Civil Registration System, Danish National Hospital Registry, Danish Vaccination Registry and national COVID-19 surveillance system	March 2020 - May 2022	December 2021 - May 2022	NR
<b>Risk 2022<sup>117</sup></b>	USA	Retrospective cohort study	Healthcare database	Electronic health records at Michigan Medicine, immunization data from Michigan State Registry,	December 2021 - March 2022	16 December 2021 - 4 March 2022	NR

Study	Country	Study design	Study setting	Data source	Study duration	Omicron period	Omicron subvariant
				and chart-reviewed COVID-19 hospitalization data			
<b>Russell 2023<sup>118</sup></b>	Canada	Retrospective cohort study	Multi-center	Laboratory diagnostic data, provincial immunization registry, epidemiological data from an ongoing provincial SARS-CoV-2 surveillance program, and administrative health datasets provided by the British Columbia Ministry of Health's chronic disease registry	December 2021 - August 2022	23 December 2021 - 31 August 2022	BA.1, BA.2, or BA.5
<b>Shakor 2023<sup>21a</sup></b>	Malaysia	Cross-sectional study	Healthcare database	Selangor State Health Department mortality investigation reports and GitHub-MOH, Socioeconomic Data and Applications Centre, OpenStreetMap	February 2022 - March 2023	14 February 2022 - 31 March 2023	NR
<b>Shi 2023<sup>119</sup></b>	South Korea	Retrospective cohort study	Multi-center	Nine hospitals in South Korea	February 2022 - April 2022	February - April 2022	NR
<b>Simmons 2023<sup>120</sup></b>	Canada	Retrospective cohort study	Healthcare database	Ontario's Public Health Case and Contact Management Solution and COVaxON database	May 2021 - January 2022	23 December 2021 - 9 January 2022	NR

Study	Country	Study design	Study setting	Data source	Study duration	Omicron period	Omicron subvariant
<b>Skarbinski 2022</b> <sup>121</sup>	USA	Retrospective cohort study	Healthcare database	Kaiser Permanente Northern California Virtual Data Warehouse	July 2021 - January 2022	December 18, 2021 - 7 January 2022	B.1.1.529
<b>Starkey 2023</b> <sup>122</sup>	England	Case-control study	Healthcare database	Second-generation surveillance system, Secondary Use Statistics datasets, National Immunisation Management Service	November 2020 - August 2022	December 2021 - August 2022	NR
<b>Svensson 2023</b> <sup>123</sup>	Denmark	Retrospective cohort study	Healthcare database	Statens Serum Institut, Danish Vaccination Register, and Danish National Patient Register	March 2020 - January 2023	January 2022 - January 2023	NR
<b>Tsujimoto 2023</b> <sup>124</sup>	Japan	Retrospective cohort study	Multi-center	10 different clinics located in Osaka city	January 2022 - March 2022	January - March 2022	BA.2
<b>Vo 2022</b> <sup>125</sup>	USA	Retrospective cohort study	Healthcare database	Veterans Affairs Healthcare System COVID-19 shared data resource and the Corporate Data Warehouse	December 2020 - February 2022	16 December 2021 - 8 February 2023	NR
<b>Wang 2023</b> <sup>126</sup>	USA	Retrospective cohort study	Healthcare database	COVID-19 registry database in the Cleveland Clinic Health System	October 2021 - January 2022	19 December 2021 - 31 January 2022	NR
<b>Ward 2024</b> <sup>127</sup>	England	Retrospective cohort study	Healthcare database	Office for National Statistics death registrations, National Immunisation Management Service, General population	September 2022 - April 2023	1 September 2022 - 11 April 2023	NR

Study	Country	Study design	Study setting	Data source	Study duration	Omicron period	Omicron subvariant
				Practice Extraction Service data for Pandemic Planning and Research version 4			
<b>Xin 2024</b> <sup>128</sup>	China	Retrospective cohort study	Single center	Electronic medical records, SaaS Yunjinmiao vaccination system	December 2022 - March 2023	5 December 2022 - 31 March 2023	NR
<b>Xing 2023</b> <sup>23a</sup>	China	Retrospective cohort study	Single center	Geriatric Department of Beijing Friendship Hospital	December 2022 - January 2023	3 December 2022 - 3 January 2023	NR
<b>Yang 2023</b> <sup>129</sup>	China	Retrospective cohort study	Single center	NR	December 2022 - January 2023	19 December 2022 - 5 January 2023	BF.7
<b>Zhang 2022</b> <sup>130</sup>	China	Retrospective cohort study	Single center	Huashan Hospital of Fudan University	March - May 2022	23 March - 26 May 2022	NR
<b>Zhao 2023</b> <sup>131</sup>	China	Retrospective cohort study	Single center	Zhejiang Province	December 2022 - February 2023	20 December 2022 - 31 January 2023	NR
<b>Zhu 2023</b> <sup>132</sup>	China	Cross-sectional study	Multi-center	Tongji Hospital and Shanghai Public Health Clinical Centre in Shanghai	February 2022 - May 2022	20 February - 10 May 2022	BA.2

837 Abbreviations: ICU, intensive care unit; NR, not reported.

838 <sup>a</sup>Not included in the meta-analysis.

839 <sup>b</sup>Oxford-Royal College of General Practitioners Research and Surveillance Centre database, National Health Authority Information System and Patient Administration System,  
840 Early Pandemic Evaluation and Enhanced Surveillance of COVID-19, Scottish Morbidity Record 01 and Rapid Preliminary Inpatient Data, Turas Vaccination Management Tool,  
841 and National Records of Scotland, Secure Anonymised Information Linkage.

842 <sup>c</sup>Datasets used included: General Practice Extraction Service Data for Pandemic Planning and Research, COVID-19 Second Generation Surveillance System (SGSS) from  
843 Pillar 1 and Pillar 2, COVID-19 vaccination status data, Hospital Episode Statistics (HES), NHS Business Service Authority (BSA) dispensing data, Office of National Statistics

Risk of severe COVID-19 outcomes: Immunocompromised SLR and MA

844 (ONS) data, and Personal Demographics Service (PDS) data.

845 <sup>d</sup>Assumed to be corresponding to Omicron period based on ethical approval and publication date.

846 <sup>e</sup>K-COV-N cohort data were derived from Korea Disease Control and Prevention Agency-COVID-19-National Health Insurance Service (KDCA-COVID-19-NHIS).

847 **Table 2.** Patient Characteristics of the Included Studies

Study	Country	Population description (hospitalized or general)	Sub-population for reported patient characteristics	N	Age in years	Female, %	At least had initial COVID-19 vaccination
<b>Agrawal 2022<sup>69</sup></b>	UK	General	Boosted	13 836 390 <sup>a</sup>	18-49 years: 40.9%  50-54 years: 9.8%  55-59 years: 10.3%  60-64 years: 9.2%  65-69 years: 8%  70-74 years: 8.0%  75-79 years: 6.0%  ≥80 years: 7.8%	52.8	100.0%
<b>AlBahrani 2022<sup>70</sup></b>	Saudi Arabia	General	All	400	Mean (SD): 36.34 (16.47)	45.5	NR



<b>Study</b>	<b>Country</b>	<b>Population description (hospitalized or general)</b>	<b>Sub-population for reported patient characteristics</b>	<b>N</b>	<b>Age in years</b>	<b>Female, %</b>	<b>At least had initial COVID-19 vaccination</b>
<b>Arbel 2022<sup>71</sup></b>	Israel	General	Second booster	328 597	Mean (SD): 74.4 (8.4)	56.0	100.0%
<b>Arbel 2023<sup>72</sup></b>	Israel	General	Booster non-recipients	435 304	Mean (SD): 74.7 (7.4)	56.0	100.0%
			Booster recipients	134 215	Mean (SD): 76.9 (7.5)	52.0	
<b>Bahremand 2023<sup>73</sup></b>	Canada	General	CEV group 1 <sup>b</sup>	14 941	Median (IQR): 64.0 (23)	47.0	CEV: 80.0% <sup>a</sup> ; GP: 56.0%
			CEV group 2 <sup>c</sup>	122 202	Median (IQR): 64.0 (30)	62.0	
			General population	4 081 457	Median (IQR): 45.0 (31)	51.0	
<b>Bao 2022<sup>24d</sup></b>	China	Hospitalized	All	595	Median (IQR): 75.0 (69-85)	50.9	30.1%
<b>Bedston 2024<sup>74</sup></b>	UK	General	All	7 451 890	18-49 years: 12.3%  50-64 years: 37.1%	54.2	100.0%

Study	Country	Population description (hospitalized or general)	Sub-population for reported patient characteristics	N	Age in years	Female, %	At least had initial COVID-19 vaccination
					65-79 years: 37.0%  ≥80 years: 13.5%		
<b>Benites-Godínez</b> 2023 <sup>75</sup>	Mexico	Hospitalized	Recovery	127	Median (IQR): 62.0 (42-76)	59.1	~19.7 <sup>a</sup>
			Death	25	Median (IQR): 68.0 (59-81)	40.0	
<b>Beppu</b> 2024 <sup>76</sup>	Japan	Hospitalized	With hemodialysis	183	Mean (SD): 71.2 (14.6)	35.0	~20.0% <sup>a</sup>
			Without hemodialysis	561	Mean (SD): 75.2 (18.2)	52.0	
<b>Beraud</b> 2023 <sup>77</sup>	Bulgaria, Croatia, France, Turkey	Hospitalized	Vaccinated	746	Median (IQR): 74.0 (57.3-85.0)	45.6	61.4%
			Unvaccinated	469	Median (IQR): 71.0 (55.0-83.0)	53.7	

<b>Study</b>	<b>Country</b>	<b>Population description (hospitalized or general)</b>	<b>Sub-population for reported patient characteristics</b>	<b>N</b>	<b>Age in years</b>	<b>Female, %</b>	<b>At least had initial COVID-19 vaccination</b>
<b>Bournia 2023<sup>78</sup></b>	Greece	General	RA patients with SARS-CoV-2 infection	5569	Median (IQR): 63.5 (53.1-73.2)	80.5	83.2%
			General population with SARS-CoV-2 infection	23 729	Median (IQR): 63.0 (52.6-72.9)	80.2	78.0%
<b>Briciu 2023<sup>79</sup></b>	Romania	Hospitalized	Unvaccinated	449	Median (IQR): 74.0 (60-83)	61.9	100.0%
			Vaccinated	431	Median (IQR): 67.0 (44.5-76.5)	57.1	
<b>Brosh-Nissimov 2023<sup>80</sup></b>	Israel	Hospitalized	All patients	1049	Median (IQR): 80.0 (69-87)	49.0	GP ~61.6% <sup>a</sup>
			Unvaccinated (0/1 dose)	403	Median (IQR): 78.0 (67-86)	53.0	
			Received 3 doses	386	Median (IQR): 81.0 (70-88)	47.0	

<b>Study</b>	<b>Country</b>	<b>Population description (hospitalized or general)</b>	<b>Sub-population for reported patient characteristics</b>	<b>N</b>	<b>Age in years</b>	<b>Female, %</b>	<b>At least had initial COVID-19 vaccination</b>
			Received 4 doses	88	Median (IQR): 83.0 (74-88)	44.0	
<b>Chen 2023<sup>81</sup></b>	China	Hospitalized	All	206	Median (IQR): 84.0 (76-90)	31.1	NR
<b>Chen 2024<sup>82</sup></b>	Taiwan	Hospitalized	All	797	Median (IQR): 79.1 (71.3-85.3)	43.9	55.1%
<b>Choi 2023<sup>83</sup></b>	South Korea	Hospitalized	All	401	Median (IQR): 2.1 (0.6-8.1)	52.9	32.0%
<b>de Prost 2022<sup>84</sup></b>	France	Hospitalized	Omicron subgroup	148	Mean (SD): 63.9 (10.8)	28.4	60.1%
<b>de Prost 2023<sup>85</sup></b>	France	Hospitalized	All	158	Mean (SD): 67.4 (13.9)	31.6	75.8%
<b>Drummond 2023<sup>86</sup></b>	Brazil	Hospitalized	All	115 638	18-39 years: 10.1%  40-59 years: 16.7%	NR	All: 78.0% <sup>a</sup>  North region ~68.0% <sup>a</sup> ; Northeast ~79.2% <sup>a</sup> ;

Study	Country	Population description (hospitalized or general)	Sub-population for reported patient characteristics	N	Age in years	Female, %	At least had initial COVID-19 vaccination
					60-79 years: 39.9%  ≥80 years: 33.3%		Southeast ~84.5% <sup>a</sup> ; South ~86.0% <sup>a</sup> ; Midwest ~83.4% <sup>a</sup>
<b>Elamin 2024<sup>87</sup></b>	Saudi Arabia	Hospitalized	All	634	Mean (SD): 62.4 (22.8)	50.0	52.4%
<b>Ellis 2023<sup>88</sup></b>	Australia	General	All	1071	NR	NR	NR
			Not admitted to hospital	920	Median (IQR): 84.0 (78-90)	57.0	84.0% <sup>a</sup>
			Admitted to hospital	151	Median (IQR): 84.0 (78-89)	46.0	73.0% <sup>a</sup>
			Not died	945	Median (IQR): 83.0 (77-89)	58.0	85.0% <sup>a</sup>
			Died	126	Median (IQR): 87.0 (82-91)	40.0	66.0% <sup>a</sup>
<b>Evans 2023<sup>14</sup></b>	England	General	All	11 990 730	Mean (SD): 45.2 (20.7)	50.3	71.0%

<b>Study</b>	<b>Country</b>	<b>Population description (hospitalized or general)</b>	<b>Sub-population for reported patient characteristics</b>	<b>N</b>	<b>Age in years</b>	<b>Female, %</b>	<b>At least had initial COVID-19 vaccination</b>
<b>Favia 2023<sup>89</sup></b>	Italy	Hospitalized	All	103	Mean (SD): 69.9 (10.99)	46.6	49.3%
<b>Flacco 2023<sup>90</sup></b>	Italy	General	All	300 079	Mean (SD): 49.1 (20.9)	51.2	78.2%
<b>Gazit 2022<sup>91</sup></b>	Israel	General	All	97 499	Mean (SD): 70.8 (8.02)	54.7	100.0%
<b>Griggs 2024<sup>92</sup></b>	USA	Hospitalized	BA.1	14 869	Median (IQR): 67.0 (55-78)	48.0	~40.0%
			BA.2	3549	Median (IQR): 75.0 (63-83)	49.7	~70.0%
			BA.4/BA.5	8655	Median (IQR): 74.0 (63-83)	50.2	~68.0%
			Post-BA.4/ BA.5	9499	Median (IQR): 75.0 (65-84)	50.7	~70.0% <sup>a</sup>
<b>Guo 2023<sup>93</sup></b>	China	Hospitalized	Non-CKD group	1508	Median (IQR): 62.0 (47-71)	54.6	30.7%

<b>Study</b>	<b>Country</b>	<b>Population description (hospitalized or general)</b>	<b>Sub-population for reported patient characteristics</b>	<b>N</b>	<b>Age in years</b>	<b>Female, %</b>	<b>At least had initial COVID-19 vaccination</b>
			CKD group	470	Median (IQR): 73.0 (64-86)	43.4	4.9%
<b>Helmy 2023<sup>94</sup></b>	Egypt	Hospitalized	All	50	Mean (SD): 54.8 (14.4)	46.0	NR
<b>Hippisley- Cox 2023<sup>95</sup></b>	England	General	All	9 526 580	Mean (SD): 47.22 (18.57)	49.9	78.9%
<b>Jamaati 2023<sup>96</sup></b>	Iran	Hospitalized	All	24 016	18-25 years: 2.0%  25-35 years: 4.4%  35-45 years: 6.4%  45-55 years: 8.7%  55-65 years: 15.6%  ≥65 years: 62.9%	45.4	56.3%

Study	Country	Population description (hospitalized or general)	Sub-population for reported patient characteristics	N	Age in years	Female, %	At least had initial COVID-19 vaccination
<b>Kang 2023<sup>97</sup></b>	South Korea	General	Pediatric SOT group: before matching	206	Mean (SD): 10.65 (3.7)	52.4	~23.1% <sup>a</sup>
			Non-SOT group: before matching	20 600	Mean (SD): 9.54 (4.4)	46.4	
			Pediatric SOT group: after propensity score matching	205	Mean (SD): 10.66 (3.7)	52.2	
			Non-SOT group: after propensity score matching	803	Mean (SD): 10.69 (3.7)	51.9	
<b>Karageorgo u 2023<sup>98</sup></b>	Greece	Hospitalized	Omicron group	546	Median (IQR): 70.0 (55-83)	44.0	44.9%
<b>Kim 2023<sup>99</sup></b>	South Korea	Hospitalized	All	167	Median (IQR): 69.0 (57-81)	37.0	73.7%



Study	Country	Population description (hospitalized or general)	Sub-population for reported patient characteristics	N	Age in years	Female, %	At least had initial COVID-19 vaccination
<b>Klein 2023</b> <sup>100</sup>	USA	General	All	2189	0-17 years: 25.7%  18-44 years: 27.7%  45-64 years: 20.8%  65-79 years: 16.2%  ≥80 years: 9.6%	54.9	51.8%
<b>Konermann 2023</b> <sup>101</sup>	Germany	Hospitalized	No cancer	9914	Median (IQR): 72.0 (53-83)	51.0	NR
			History of cancer	416	Median (IQR): 79.0 (70-85)	49.0	
			Active cancer	736	Median (IQR): 74.0 (64-81)	38.0	
<b>Lee 2024</b> <sup>102</sup>	South Korea	Hospitalized	BCDT group	93	Median (IQR): 61.0 (52-70)	43.0	~72.0% <sup>a</sup>
			Non-BCDT group	145	Median (IQR): 61.0 (50-69)	37.2	

<b>Study</b>	<b>Country</b>	<b>Population description (hospitalized or general)</b>	<b>Sub-population for reported patient characteristics</b>	<b>N</b>	<b>Age in years</b>	<b>Female, %</b>	<b>At least had initial COVID-19 vaccination</b>
<b>Li 2023</b> <sup>103</sup>	China	Hospitalized	All	223	Median (IQR): 75.0 (60-85)	32.7	NR
<b>Li 2024</b> <sup>104</sup>	China	Hospitalized	All	47	Median (IQR): 79.72 (74-89)	38.3	NR
<b>Liu 2023</b> <sup>105</sup>	China	Hospitalized	Survival group	307	≤60 years: 23.8% >60 years: 76.2%	39.1	55.7%
			Death group	86	≤60 years: 4.7% >60 years: 95.3%	18.6	34.9%
<b>Lu 2022</b> <sup>106</sup>	China	Hospitalized	All	1377	Median (IQR): 76.0 (69-84)	53.4	~26.3%
	Germany	Hospitalized	No CeVD	372	Mean (SD): 64.8 (18.6)	36.6	59.9%

Study	Country	Population description (hospitalized or general)	Sub-population for reported patient characteristics	N	Age in years	Female, %	At least had initial COVID-19 vaccination
<b>Mayer 2023</b> <sup>107</sup>			CeVD	93	Mean (SD): 64.8 (18.6)	35.5	60.2%
			No dementia	144	Mean (SD): 66.4 (19.7)	61.1	NR
			All-cause dementia	36	Mean (SD): 67.0 (34.4)	58.3	NR
<b>Mendoza- Cano 2023</b> <sup>108</sup>	Mexico	General	Severe COVID-19	34	Median (IQR): 68.0 (59-76)	41.2	38.2%
			Non-severe COVID-19	612	Median (IQR): 43.0 (28-58)	63.7	
<b>Mizrahi Reuveni 2023</b> <sup>109</sup>	Israel	General	All	409 693	<18 years: 31.4%  18-29 years: 16.7%  30-44 years: 20.4%  45-59 years: 19.0%  60-74 years: 7.5%	54.9	3-4 doses: 65 430 (50.3%) <sup>a</sup>

Study	Country	Population description (hospitalized or general)	Sub-population for reported patient characteristics	N	Age in years	Female, %	At least had initial COVID-19 vaccination
					≥75 years: 2.0%		
			Trial cohort (1/3rd of original)	130 000	<18 years: 44 709 (34.4%) 18-29 years: 16.8% 30-44 years: 20.4% 45-59 years: 18.9% 60-74 years: 7.5% ≥75 years: 2.0% <sup>a</sup>	54.7	
<b>Morris</b> <b>2023<sup>22d</sup></b>	USA	General	BA.1	3285	Mean: 37.7	NR	~42.0% <sup>a</sup>
			BA.1.1	637	Mean: 37.9		
			BA.2	1038	Mean: 39.7		
			BA.2.12.1	1234	Mean: 38.7		
			BA.4	166	Mean: 36.2		

Study	Country	Population description (hospitalized or general)	Sub-population for reported patient characteristics	N	Age in years	Female, %	At least had initial COVID-19 vaccination
			BA.5	337	Mean: 43.6		
<b>Nab 2023<sup>19</sup></b>	England	General	Wave 4: Omicron from December 15, 2021 to April 29, 2022	19 097 970	18-39: 35.1% 40-49: 16.2% 50-59: 17.4% 60-69: 13.8% 70-79: 11.2% ≥80: 6.3%	50.1	NR
			Wave 5: Omicron from June 24 to August 3, 2022	19 226 475	18-39: 35.3% 40-49: 16.2% 50-59: 17.2% 60-69: 13.9% 70-79: 11.2% ≥80: 6.3%	50.1	
	Belgium	Hospitalized	All patients (adults)	1291	Median (IQR): 69.0 (50-83)	NR	72.5%

Study	Country	Population description (hospitalized or general)	Sub-population for reported patient characteristics	N	Age in years	Female, %	At least had initial COVID-19 vaccination
<b>Nevejan 2022<sup>110</sup></b>			Moderate/severe/critical /fatal COVID-19	538	Median (IQR): 70.0 (59-82)		
			ICU admission due to COVID-19	129	Median (IQR): 63.0 (53-72)		
			In-hospital mortality related to COVID-19	99	Median (IQR): 78.0 (68-86)		
			All patients (children)	210	Median (IQR): 1.0 (1-6)		
			Moderate/severe/critical /fatal COVID-19	50	Median (IQR): 1.0 (1-5)		
			ICU admission due to COVID-19	8	Median (IQR): 1.0 (1-1)		
	USA	Hospitalized	Death within 14 days	563	Mean (SD): 76.9 (10.03)	2.5	~54.0% <sup>a</sup>

<b>Study</b>	<b>Country</b>	<b>Population description (hospitalized or general)</b>	<b>Sub-population for reported patient characteristics</b>	<b>N</b>	<b>Age in years</b>	<b>Female, %</b>	<b>At least had initial COVID-19 vaccination</b>
<b>O'Leary 2023<sup>11</sup></b>			Survival	12 373	Mean (SD): 68.1 (13.8)	6.1	
<b>Overvad 2022<sup>12</sup></b>	Denmark	General	Total SOTR	5184	Median (IQR): 55.9 (45.4-65.4)	39.0	Total SOTR: 96.3%
			SOTR (kidney)	3640	Median (IQR): 55.4 (45.4-65.4)	39.0	
			SOTR (heart/lung)	839	Median (IQR): 58.9 (48.1-66.2)	37.0	
			SOTR (liver)	705	Median (IQR): 53.9 (42.6-63.9)	46.0	
			Control population	41 472	Median (IQR): 55.9 (45.4-65.4)	39.0	

Study	Country	Population description (hospitalized or general)	Sub-population for reported patient characteristics	N	Age in years	Female, %	At least had initial COVID-19 vaccination
<b>Parajuli 2023<sup>113</sup></b>	USA	Hospitalized	Initial Omicron	34 871	Mean (SD): 60.14 (17.91)	48.7	NR
			Subsequent Omicron	6915	Mean (SD): 62.93 (18.91)	50.4	
<b>Parra- Bracamonte 2023<sup>114</sup></b>	Mexico	General	All	2 948 695	0-4 years: 1.25%  5-9 years: 1.69%  10-14 years: 2.66%  15-19 years: 3.44%  20-24 years: 9.78%  25-29 years: 12.89%  30-34 years: 12.79%  35-39 years: 11.36%	56.9	NR



Study	Country	Population description (hospitalized or general)	Sub-population for reported patient characteristics	N	Age in years	Female, %	At least had initial COVID-19 vaccination
					40-44 years: 10.38%  45-49 years: 9.71%  50-54 years: 8.14%  55-59 years: 5.91%  60-64 years: 3.73%  65-69 years: 2.39%  70-74 years: 1.56%  75-79 years: 1.04%  80-84 years: 0.66%  >84 years: 0.63%		

<b>Study</b>	<b>Country</b>	<b>Population description (hospitalized or general)</b>	<b>Sub-population for reported patient characteristics</b>	<b>N</b>	<b>Age in years</b>	<b>Female, %</b>	<b>At least had initial COVID-19 vaccination</b>
<b>Patton 2023<sup>115</sup></b>	USA	Hospitalized	All	13 781	Mean (SD): 60.0 (17)	51.0	NR
<b>Puyat 2023<sup>25d</sup></b>	Canada	General	People with HIV	658	Median (IQR): 50.0 (19.0)	33.6	37.4%
			HIV-negative individuals	252 471	Median (IQR): 42.0 (28.0)	54.0	
<b>Radhakrishnan 2023<sup>116</sup></b>	USA	Hospitalized	Omicron infected patients	364	20-39 years: 11.3%  40-69 years: 48.9%  ≥70 years: 39.8%	55.5	37.3%
<b>Rasmussen 2023<sup>26d</sup></b>	Denmark	General	People with HIV	5276	Median (IQR): 51.7 (43.0-59.2)	26.7	91.0% <sup>a</sup>

Risk of severe COVID-19 outcomes: Immunocompromised SLR and MA

Study	Country	Population description (hospitalized or general)	Sub-population for reported patient characteristics	N	Age in years	Female, %	At least had initial COVID-19 vaccination
			Controls	42 208	Median (IQR): 51.7 (43.0-59.2)	26.7	
<b>Risk 2022<sup>117</sup></b>	USA	General	Immunocompetent unvaccinated	34 430	Median (IQR): 39.0 (28-54)	57.0	79.1%
			Immunocompetent vaccinated	128 375	Median (IQR): 51.0 (35-65)	58.0	
			Immunosuppressed unvaccinated	746	Median (IQR): 48.0 (35-59)	62.0	
			Immunosuppressed vaccinated	4863	Median (IQR): 59.0 (44-69)	63.0	
			All	168 414	Median (IQR): 49.0 (33-63)	58.0	

Study	Country	Population description (hospitalized or general)	Sub-population for reported patient characteristics	N	Age in years	Female, %	At least had initial COVID-19 vaccination
<b>Russell 2023<sup>118</sup></b>	Canada	General	BA.1 Omicron subvariant	19 096	Mean (SD): 40.9 (23.6)	56.5	80.0% <sup>a</sup>
			BA.2 Omicron subvariant	15 764	Mean (SD): 54.0 (26.5)	59.0	
			BA.5 Omicron subvariant	4377	Mean (SD): 57.5 (27.2)	56.1	
<b>Shakor 2023<sup>21d</sup></b>	Malaysia	General	All	488	NR	39.8	72.1%
			COVID-19 IPD	244	<18 years n (%): 6.0 (66.7) ≥18 years: n (%): 238 (49.7%)	52.1	
			COVID-19 BID	244	<18 years: n (%): 3.0 (33.3)	47.9	

Study	Country	Population description (hospitalized or general)	Sub-population for reported patient characteristics	N	Age in years	Female, %	At least had initial COVID-19 vaccination
					≥18 years: n (%): 241 (50.3%)		
<b>Shi 2023<sup>119</sup></b>	South Korea	Hospitalized	Age >50 years group	142	Mean (SD): 73.9 (10.56)	42.3	57.0% <sup>a</sup>
			Age ≤50 years group	71	Mean (SD): 39.5 (8.92)	49.3	
<b>Simmons 2023<sup>120</sup></b>	Canada	General	Hospitalized population	62	4-5 years: 8.1% 6-7 years: 9.7% 8-9 years: 8.1% 10-11 years: 6.5% 12-13 years: 16.1% 14-15 years: 16.1% 16-17 years: 35.5%	51.6	16.1%
			Non-hospitalized	27 674	4-5 years: 7.6% 6-7 years: 9.4% 8-9 years: 10.9%	50.3	40.5%

<b>Study</b>	<b>Country</b>	<b>Population description (hospitalized or general)</b>	<b>Sub-population for reported patient characteristics</b>	<b>N</b>	<b>Age in years</b>	<b>Female, %</b>	<b>At least had initial COVID-19 vaccination</b>
					10-11 years: 12.0% 12-13 years: 17.0% 14-15 years: 18.4% 16-17 years: 24.6%		
<b>Skarbinski 2022<sup>121</sup></b>	USA	General	Omicron period	48 101	Median (IQR): 37.0 (24-51)	57.0	75.0%
<b>Starkey 2023<sup>122</sup></b>	England	General	People with cancer	198 819	18-19 years: 389.0 (0.2%)  20-29 years: 3143.0 (1.6%)  30-39 years: 8703.0 (4.4%)  40-49 years: 17 635.0 (8.9%)	49.5	NR

Study	Country	Population description (hospitalized or general)	Sub-population for reported patient characteristics	N	Age in years	Female, %	At least had initial COVID-19 vaccination
					50-59 years: 36 705.0 (18.5%)  60-69 years: 48 417.0 (24.3%)  70-79 years: 51 591.0 (25.9%)  80-89 years: 26 373.0 (13.3%)  90-99 years: 5788.0 (2.9%)  ≥100 years: 75.0 (0.1%)		
			Non-cancer patients	18 188 573	18-19 years: 591 296.0 (3.2%)	56.9	

Study	Country	Population description (hospitalized or general)	Sub-population for reported patient characteristics	N	Age in years	Female, %	At least had initial COVID-19 vaccination
					20-29 years: 3 223 020.0 (17.7%)  30-39 years: 3 781 383.0 (20.8%)  40-49 years: 3 598 039.0 (19.8%)  50-59 years: 3 200 888.0 (17.6%)  60-69 years: 1 928 813.0 (10.6%)  70-79 years: 1 088 001.0 (5.9%)		



Study	Country	Population description (hospitalized or general)	Sub-population for reported patient characteristics	N	Age in years	Female, %	At least had initial COVID-19 vaccination
					80-89 years: 5 590 60.0 (3.1%)  90-99 years: 2 085 61.0 (1.1%)  ≥100 years: 9512.0 (0.1%)		
<b>Svensson 2023</b> <sup>123</sup>	Denmark	General	Total IRD patients	66 840	Median (IQR): 63.1 (50.4- 73.9)	66.1	NR
			ANCA and necrotizing vasculitis	1948	Median (IQR): 65.1 (51.7- 74.3)	48.6	
			Rheumatoid arthritis	30 919	Median (IQR): 66.3 (55.5- 75.0)	70.8	

Study	Country	Population description (hospitalized or general)	Sub-population for reported patient characteristics	N	Age in years	Female, %	At least had initial COVID-19 vaccination
			Systemic lupus erythematosus	2480	Median (IQR): 52.1 (40.3-63.8)	86.8	
			Systemic sclerosis	1569	Median (IQR): 62.3 (51.9-71.8)	79.8	
			Sjögren syndrome	2611	Median (IQR): 62.1 (50.6-72.4)	90.5	
			Giant cell arteritis	5984	Median (IQR): 75.9 (70.1-81.2)	66.5	
			Spondyloarthritis and psoriatic arthritis	21 329	Median (IQR): 53.9 (41.4-65.8)	54.3	
			Total population controls	668 400	NR	66.1	

<b>Study</b>	<b>Country</b>	<b>Population description (hospitalized or general)</b>	<b>Sub-population for reported patient characteristics</b>	<b>N</b>	<b>Age in years</b>	<b>Female, %</b>	<b>At least had initial COVID-19 vaccination</b>
<b>Tsujimoto 2023<sup>124</sup></b>	Japan	General	All	348	Median (IQR): 44.5 (30.5-66)	56.0	49.0% <sup>a</sup>
<b>Vo 2022<sup>125</sup></b>	USA	General	Overall sub cohort during Omicron period	78 379	>40 years: 10 702.0 (13.7%) 40-45 years: 4968.0 (6.3%) 45-50 years: 4963.0 (6.3%) 50-55 years: 7489.0 (9.6%) 55-60 years: 8088.0 (10.3%) 60-65 years: 9247.0 (11.8%) 65-70 years: 8441.0 (10.8%) 70-75 years: 11 485.0 (14.7%) 75-80 years: 7449.0 (9.5%) ≥80 years: 5547.0 (7.1%)	13.1	100.0%

<b>Study</b>	<b>Country</b>	<b>Population description (hospitalized or general)</b>	<b>Sub-population for reported patient characteristics</b>	<b>N</b>	<b>Age in years</b>	<b>Female, %</b>	<b>At least had initial COVID-19 vaccination</b>
<b>Wang 2023<sup>126</sup></b>	USA	General	All	295 691	<65 years: 75.0% ≥65 years: 25.0%	59.0	60.8% <sup>a</sup>
<b>Ward 2024<sup>127</sup></b>	England	General	All	14 651 440	Mean (SD): 67.9 (10.9)	53.1	100.0%
<b>Xin 2024<sup>128</sup></b>	China	Hospitalized	All	829	<71 years: 48.7% ≥71 years: 51.3%	45.0	NR
<b>Xing 2023<sup>23d</sup></b>	China	Hospitalized	All	181	Mean (SD): 90.8 (5.3)	19.9	NR
<b>Yang 2023<sup>129</sup></b>	China	General	All	770	Median (IQR): 59.0 (41-70)	50.6	72.1%
<b>Zhang 2022<sup>130</sup></b>	China	Hospitalized	All	1721	Median (IQR): 64.0 (49.0- 73.0)	51.8	26.4%

Study	Country	Population description (hospitalized or general)	Sub-population for reported patient characteristics	N	Age in years	Female, %	At least had initial COVID-19 vaccination
Zhao 2023 <sup>131</sup>	China	Hospitalized	Total population without missing values	387	Mean (SD): 76.7 (12.83)	37.7	NR
Zhu 2023 <sup>132</sup>	China	General	All	1157	Median (IQR)  Patients with severe COVID- 19 on admission: 62 (44.50- 72.50)  Patients with mild COVID-19 on admission: 33 (24-46)  Patients with asymptomatic COVID-19 on admission: 30 (21.25-46.00)	46.5	70.6%

848 All numbers/percentages in the table rounded to 1 decimal place. Patient characteristics reported in this table encompass all populations of the individual studies (including  
849 subgroups of interest).

850 Abbreviations: ANCA, anti-neutrophil cytoplasmic antibody; BCDT, B-cell depletion therapy; BID, brought-in-dead; CEV, clinically extremely vulnerable; CeVD, pre-existing  
851 cerebrovascular disease; CKD, chronic kidney disease; GP, general population; ICU, intensive care unit; IPD, in-patient death; IQR, interquartile range; IRD, inflammatory  
852 rheumatic diseases; NR, not reported; RA, rheumatoid arthritis; SD, standard deviation; SOT, solid organ transplant; SOTR, solid organ transplant recipient.

Risk of severe COVID-19 outcomes: Immunocompromised SLR and MA

853 <sup>a</sup>Approximate value, calculated by a reviewer; <sup>b</sup>CEV group 1: severely immunocompromised, such as those with actively treated hematological malignancies, stem cell, or solid  
854 organ transplant recipients; <sup>c</sup>CEV group 2: moderately immunocompromised, such as those with solid tumors, advanced HIV, or receiving certain immunosuppression  
855 therapies; <sup>d</sup>Not included in meta-analysis; <sup>e</sup>Assumed to be corresponding to Omicron period based on ethical approval and publication date.

856 **Table 3.** Number of Studies, Subgroups, and Minimum Number of Participants Included in Each IC/IS Condition Analysis

IC/IS condition	Number of studies reporting IC/IS condition	Number of studies included in the 'Main' meta-analysis	Number of subgroups <sup>a</sup> included in each 'Main' IC/IS condition analysis by outcome				Minimum number of participants <sup>b</sup>
			Death	Hospitalization	ICU	Combined	
<b>Autoimmune</b>	13	13	11	8	2 <sup>d</sup>	5	2 557 105
<b>Cancer</b>	35	32	39	18	9	18	3 189 465
<b>HIV</b>	5	0 <sup>c</sup>	1 <sup>d</sup>	3 <sup>d</sup>	1 <sup>d</sup>	2 <sup>d</sup>	12 634
<b>IC/IS unspecified</b>	33	30	24	16	5	17	1 681 408
<b>Liver disease</b>	19	19	14	2 <sup>d</sup>	5	11	372 221
<b>Renal disease</b>	48	45	44	17	10	21	3 287 816
<b>Transplant</b>	10	9	13	8	2 <sup>d</sup>	5	82 955

857 Abbreviations: ICU, intensive care unit; IC/IS, immunocompromised/ immunosuppressed.

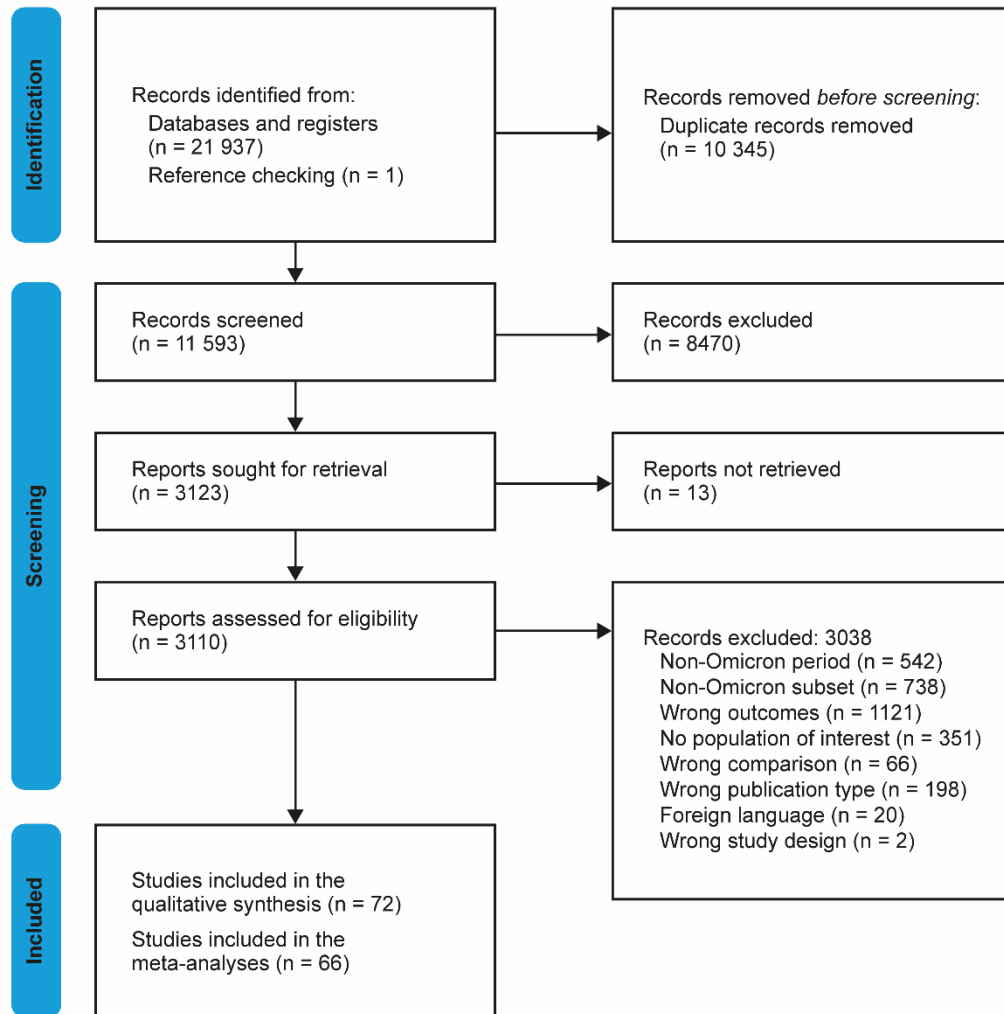
858 <sup>a</sup>Subgroups distinguish between the IC/IS conditions of interest and may contain additional information that differentiates the condition from another 1 included in the same  
 859 meta-analysis by the same study (e.g. 'men who take immunosuppressants' and 'women who take immunosuppressants'). Some studies reported multiple subgroups that are  
 860 included in the same meta-analysis; for clarity, they are referred to in this report as 'subgroups'.

861 <sup>b</sup>Breakdown of the number of participants by outcome not provided as most studies included more than 1 outcome of interest.

862 <sup>c</sup>Studies with HIV were narratively described but were not included in the main analysis because there were too few studies.

863 <sup>d</sup>Meta-analyses were not conducted for analyses with fewer than 5 subgroups.

864 Darker green indicates greater number of studies, subgroups, or participants.



865

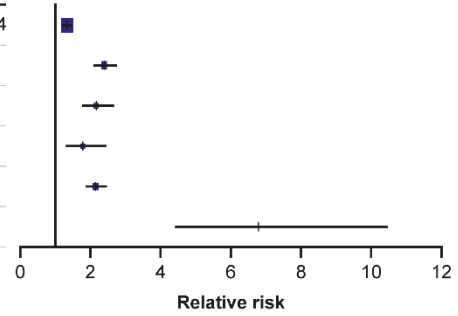
866 **Figure 1.** PRISMA Flow Diagram



Risk of severe COVID-19 outcomes: Immunocompromised SLR and MA

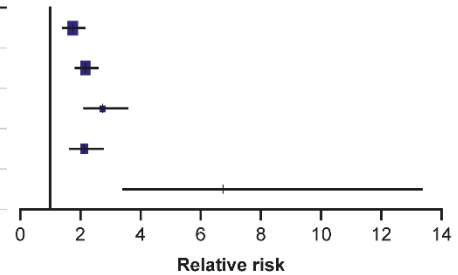
**A: Death**

IC/IS condition	RR (95% CI)	P value	No. of subgroups	Heterogeneity
Autoimmune diseases	1.33 (1.20-1.48)	< .001	11	65%, $P = .00164$
Cancer	2.40 (2.11-2.74)	< .001	39	97%, $P < .001$
IC/IS unspecified	2.17 (1.77-2.66)	< .001	24	97%, $P < .001$
Liver diseases	1.79 (1.31-2.43)	< .001	14	96%, $P < .001$
Renal diseases	2.15 (1.88-2.46)	< .001	44	98%, $P < .001$
Transplant	6.78 (4.41-10.43)	< .001	13	80%, $P < .001$



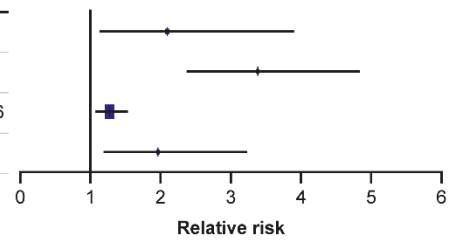
**B: Hospitalization**

IC/IS condition	RR (95% CI)	P value	No. of subgroups	Heterogeneity
Autoimmune diseases	1.75 (1.42-2.16)	< .001	8	97%, $P < .001$
Cancer	2.18 (1.82-2.61)	< .001	18	98%, $P < .001$
IC/IS unspecified	2.75 (2.11-3.59)	< .001	16	98%, $P < .001$
Renal diseases	2.13 (1.64-2.76)	< .001	17	99%, $P < .001$
Transplant	6.75 (3.41-13.37)	< .001	8	98%, $P < .001$



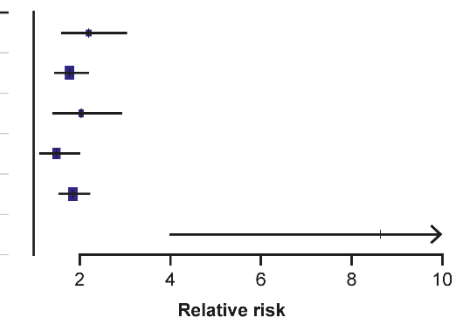
**C: ICU Admission**

IC/IS condition	RR (95% CI)	P value	No. of subgroups	Heterogeneity
Cancer	2.09 (1.13-3.89)	.019	9	98%, $P < .001$
IC/IS unspecified	3.38 (2.37-4.83)	< .001	5	79%, $P < .001$
Liver diseases	1.27 (1.07-1.52)	.00741	5	68%, $P = .0136$
Renal diseases	1.96 (1.19-3.22)	.00802	10	96%, $P < .001$



**D: Combined Outcome**

IC/IS condition	RR (95% CI)	P value	No. of subgroups	Heterogeneity
Autoimmune diseases	2.21 (1.61-3.04)	< .001	5	89%, $P < .001$
Cancer	1.78 (1.45-2.19)	< .001	18	96%, $P < .001$
IC/IS unspecified	2.04 (1.42-2.94)	< .001	17	99%, $P < .001$
Liver diseases	1.50 (1.12-2.00)	.00678	11	97%, $P < .001$
Renal diseases	1.86 (1.55-2.23)	< .001	21	95%, $P < .001$
Transplant	8.65 (4.01-18.65)	< .001	5	97%, $P < .001$



867

868 **Figure 2. Combined Forest Plots of the A) Death, B) Hospitalization, C) ICU**

869 **Admission, and D) Combined Outcomes by IC/IS Condition**

870 CI, confidence interval; IC/IS, immunocompromised/immunosuppressed; ICU, intensive care unit; RR, risk ratio.