

1 **Dihydroartemisinin-piperaquine versus sulfadoxine-pyrimethamine for** 2 **intermittent preventive treatment of malaria in pregnancy: a systematic** 3 **review and individual participant data meta-analysis**

4 **Authors**

5 Michelle E. Roh PhD^{1*}, Julie Gutman MD^{2*}, Maxwell Murphy MA³, Jenny Hill PhD⁴,
6 Mywayiwawo Madanitsa PhD⁵, Abel Kakuru PhD⁶, Hellen C. Barsosio MD,^{4,7} Simon Kariuki
7 PhD⁷, Prof John P.A. Lusingu MD PhD⁸, Frank Mosha PhD⁹, Richard Kajubi MBChB MPH⁶, Prof
8 Moses R. Kamya MBChB PhD¹⁰, Don Mathanga PhD¹¹, Jobiba Chinkhumba PhD¹², Prof Miriam
9 K. Laufer MD¹³, Eulambius Mlugu PhD¹⁴, Prof Appolinary A.R. Kamuhabwa PhD¹⁵, Prof Eleni
10 Aklillu PhD¹⁶, Prof Omary Minzi PhD¹⁵, Roland Nnaemeka Okoro PhD¹⁷, Prof Ado Danazumi
11 Geidam MD¹⁸, Prof John David Ohieku PhD¹⁷, Meghna Desai MD², Prasanna Jagannathan MD¹⁹,
12 Prof Grant Dorsey MD PhD³, Prof Feiko O. ter Kuile MD PhD⁴

13 **Affiliations**

14 ¹ Institute for Global Health Sciences, University of California, San Francisco, San Francisco, CA,
15 USA

16 ² Malaria Branch, Division of Parasitic Diseases and Malaria, Centers for Disease Control and
17 Prevention (CDC), Atlanta, GA, USA

18 ³ Department of Medicine, University of California, San Francisco, San Francisco, CA, USA

19 ⁴ Department of Clinical Sciences, Liverpool School of Tropical Medicine, Liverpool, United
20 Kingdom

21 ⁵ School of Global and Public Health, Kamuzu University of Health Sciences, Blantyre, Malawi

22 ⁶ Infectious Diseases Research Collaboration, Kampala, Uganda

23 ⁷ Kenya Medical Research Institute, Centre for Global Health Research, Kisumu, Kenya

24 ⁸ National Institute for Medical Research (NIMR), Tanga Medical Research Centre, Tanga,
25 Tanzania

26 ⁹ Kilimanjaro Christian Medical Centre, Moshi, Tanzania

27 ¹⁰ School of Medicine, Makerere University College of Health Sciences, Kampala, Uganda

28 ¹¹ Malaria Alert Center, College of Medicine, University of Malawi, Blantyre, Malawi

29 ¹² Department of Health Systems and Policy, School of Global and Public Health, Kamuzu
30 University of Health Sciences, Blantyre, Malawi

31 ¹³ Center for Vaccine Development and Global Health, University of Maryland School of
32 Medicine, Baltimore, Maryland, USA

33 ¹⁴ Department of Pharmaceutics, School of Pharmacy, Muhimbili University of Health and Allied
34 Sciences, Dar es Salaam, Tanzania

35 ¹⁵ Department of Clinical Pharmacy and Pharmacology, School of Pharmacy, Muhimbili
36 University of Health and Allied Sciences, Dar es Salaam, Tanzania

37 ¹⁶ Department of Global Public Health, Karolinska Institute, Karolinska University Hospital,
38 Stockholm, Sweden

39 ¹⁷ Department of Clinical Pharmacy and Pharmacy Administration, Faculty of Pharmacy,
40 University of Maiduguri, Maiduguri, Nigeria

41 ¹⁸ Department of Obstetrics and Gynaecology, University of Maiduguri Teaching Hospital,
42 Maiduguri, Nigeria

43 ¹⁹ Department of Medicine, Stanford University, Stanford, CA, USA

44 * Contributed equally

45 **Corresponding authors**

46 Michelle E Roh

47 UCSF Institute for Global Health Sciences

48 550 16th Street, 3rd Floor

49 San Francisco, CA 94158, USA

50 Email: michelle.roh@ucsf.edu

Prof Feiko O ter Kuile

Liverpool School of Tropical Medicine,
Pembroke Place, Liverpool, L3 5QA, UK

Mobile UK: +44 (0)7846 377 369

Email: Feiko.terKuile@lstmed.ac.uk

51 **Word count**

52 Main text: 3499

53 Abstract: 414

54 References: 31

55 **Keywords**

56 intermittent preventive treatment in pregnancy; dihydroartemisinin-piperaquine; sulfadoxine-
57 pyrimethamine; non-malarial effects; *Plasmodium falciparum*; antimalarial resistance; meta-
58 analysis; malaria; foetal growth

59 Summary

60 Background

61 High-grade *Plasmodium falciparum* resistance to sulfadoxine-pyrimethamine in East and Southern
62 Africa has prompted numerous trials evaluating intermittent preventive treatment in pregnancy
63 (IPTp) with dihydroartemisinin-piperaquine as an alternative to sulfadoxine-pyrimethamine.

64 Methods

65 We conducted individual participant data meta-analyses of randomised trials comparing IPTp with
66 dihydroartemisinin-piperaquine to sulfadoxine-pyrimethamine on maternal, birth, and infant
67 outcomes. We searched the WHO International Clinical Trials Registry Platform,
68 ClinicalTrials.gov, PubMed, and the Malaria in Pregnancy Consortium Library. Eligible trials
69 enrolled HIV-uninfected pregnant women, followed participants to delivery, included participants
70 with no prior IPTp use during the current pregnancy, and were conducted in areas with high-level
71 parasite resistance to sulfadoxine-pyrimethamine (i.e., PfDHPS 540E \geq 90% and/or 581G $>$ 0%).
72 Only singleton pregnancies were analysed. Meta-analyses used a two-stage approach: first, study-
73 specific estimates were generated and then pooled using a random-effects model. Gravity
74 subgroup analyses were performed. Causal mediation analyses were used to investigate the
75 maternal mechanisms underlying the effect of IPTp regimens on birth outcomes. The meta-
76 analysis is registered in PROSPERO (CRD42020196127).

77 Findings

78 Of 85 screened records, six trials (one multi-country trial) contributed data on 6646 pregnancies.
79 Compared to sulfadoxine-pyrimethamine, dihydroartemisinin-piperaquine was associated with a
80 69% [95% CI: 45%–82%] lower incidence of clinical malaria during pregnancy, a 62% [37%–
81 77%] lower risk of placental parasitaemia, and a 17% [0%–31%] lower incidence of moderate
82 maternal anaemia (Hb $<$ 9 g/dL). In contrast, sulfadoxine-pyrimethamine was associated with
83 higher mean weekly maternal weight gain (34 grams/week [17–51]). There were no statistically
84 significant differences in the composite adverse pregnancy outcome between the two IPTp
85 regimens (RR=1.05 [95% CI: 0.92–1.19]; $I^2=48\%$), although the risk of small-for-gestational-age
86 was 15% [3%–24%] lower in the sulfadoxine-pyrimethamine arm. Among multigravidae,
87 participants of the sulfadoxine-pyrimethamine arm were 20% [8%–30%] and 35% [17%–49%]
88 less likely to have stunted and underweight infants by two months compared to the
89 dihydroartemisinin-piperaquine arm. Infant wasting by two months was 13% [3%–22%] lower in
90 the sulfadoxine-pyrimethamine arm, regardless of gravidity. Mediation analyses indicated that
91 15% [0%–19%] of sulfadoxine-pyrimethamine's superior effect on reducing small-for-gestational-
92 age risk was mediated by its greater impact on gestational weight gain.

93 Interpretation

94 In areas of high *P. falciparum* sulfadoxine-pyrimethamine resistance, dihydroartemisinin-
95 piperaquine is a more efficacious antimalarial than sulfadoxine-pyrimethamine. However,
96 replacing sulfadoxine-pyrimethamine with dihydroartemisinin-piperaquine alone will not result in
97 better maternal, birth, or infant outcomes. It could increase the risk of SGA, since much of the
98 effect of sulfadoxine-pyrimethamine may be exerted through non-malarial mechanisms. Future
99 research evaluating the alternative strategies for IPTp are needed, including with the combination
100 of sulfadoxine-pyrimethamine and dihydroartemisinin-piperaquine.

It is made available under a [CC-BY-NC-ND 4.0 International license](#) .

Roh et al

Manuscript 1_IPTp DP vs SP IPD-Meta - Manuscript_FINAL.docx

101 **Funding**

102 This work was supported by the Bill and Melinda Gates Foundation and Eunice Kennedy Shriver
103 National Institute of Child Health and Human Development.

104 **Research in context**

105 **Evidence before this study**

106 We searched the World Health Organization International Clinical Trials Registry Platform,
107 ClinicalTrials.Gov, PubMed, and the Malaria in Pregnancy Consortium Library for randomised
108 trials comparing intermittent preventive treatment in pregnancy (IPTp) with dihydroartemisinin-
109 piperazine to sulfadoxine-pyrimethamine, using the search term: ("intermittent preventive
110 treatment" OR "IPTp") AND (("sulfadoxine-pyrimethamine" OR "sulphadoxine-pyrimethamine")
111 AND ("dihydroartemisinin-piperazine")). The initial search was conducted on July 30, 2020, and
112 updated on September 24, 2024, without any restrictions on publication date, peer-review status,
113 or language. We found eight studies, of which six were eligible for inclusion in this meta-analysis.
114 Two previous meta-analyses had been conducted: a 2018 review by Desai et al that included the
115 first two trials, and a subsequent pooled analysis by Roh et al in 2020 that included the first three
116 trials and focused disentangling the antimalarial and non-malarial effects of sulfadoxine-
117 pyrimethamine versus dihydroartemisinin-piperazine. These reviews highlighted the superior
118 antimalarial efficacy of dihydroartemisinin-piperazine compared to sulfadoxine-pyrimethamine,
119 but also suggested the potential superior non-malarial benefits of sulfadoxine-pyrimethamine. A
120 recent meta-analysis by Muthoka et al evaluated the safety of IPTp with dihydroartemisinin-
121 piperazine in pregnancy. However, an updated meta-analysis comparing the efficacy of all
122 currently completed trials of IPTp with dihydroartemisinin-piperazine versus sulfadoxine-
123 pyrimethamine has not been conducted.

124 **Added value of this study**

125 This study represents the first and only meta-analysis using individual participant data from all six
126 available trials conducted in areas with high sulfadoxine-pyrimethamine resistance. By pooling
127 data from 6646 pregnancies across multiple African countries, we were able to conduct a more
128 robust and nuanced analysis comparing the efficacy of dihydroartemisinin-piperazine to
129 sulfadoxine-pyrimethamine for IPTp. Our findings confirm the superior antimalarial efficacy of
130 dihydroartemisinin-piperazine but also reveal that sulfadoxine-pyrimethamine is associated with
131 better birth and infant outcomes, particularly in reducing the risk of small-for-gestational age and
132 infant malnutrition. This meta-analysis provides strong evidence for the existence of non-malarial
133 benefits of sulfadoxine-pyrimethamine in pregnancy, which appear to outweigh its reduced
134 antimalarial efficacy in terms of pregnancy outcomes, even in areas of high resistance.

135 **Implications of all the available evidence**

136 Based on our comprehensive analysis, we recommend against switching from sulfadoxine-
137 pyrimethamine to dihydroartemisinin-piperazine for IPTp, even in areas with very high
138 sulfadoxine-pyrimethamine resistance. Such a change would likely reduce gestational weight gain,
139 lower mean newborn birthweights, increased risk of SGA, and poor early infant growth. Instead,
140 we recommend further studies combining sulfadoxine-pyrimethamine with dihydroartemisinin-
141 piperazine (or another potent malaria strategy) to harness the non-malarial benefits of
142 sulfadoxine-pyrimethamine and target the malaria-associated causes of adverse pregnancy
143 outcomes. Additionally, more research is needed to better understand the mechanisms underlying

144 the non-malarial effects of these drugs, including their direct antimicrobial activity, effects on gut
145 and vaginal health, and/or influence on maternal systemic inflammation. This research is crucial
146 for optimising malaria prevention strategies in pregnancy and improving maternal and neonatal
147 outcomes in malaria-endemic regions.

148 Introduction

149 In sub-Saharan Africa, malaria infection during pregnancy poses substantial risks for both the
150 mother and foetus. In moderate-to-high transmission settings, infection with the *Plasmodium*
151 *falciparum* parasite is associated with maternal anaemia, miscarriage, stillbirth, preterm birth
152 (PTB), intrauterine growth restriction, low birthweight (LBW), and neonatal mortality.¹ In 2022,
153 nearly 13 million pregnant women in the WHO African region, which accounts for 94% of *P.*
154 *falciparum* cases, were exposed to malaria.² To avert the consequences of malaria during
155 pregnancy, the World Health Organization (WHO) recommends intermittent preventive treatment
156 of malaria in pregnancy (IPTp).³ This strategy involves administering full treatment courses of a
157 long-acting antimalarial starting the second trimester of pregnancy up to delivery, with doses given
158 at least one month apart. Currently, 35 African countries have adopted IPTp into their national
159 malaria policy.²

160 Since its initial recommendation in 1998, sulfadoxine-pyrimethamine has been the only
161 antimalarial recommended for IPTp. Over the past 30 years, its widespread use has led to the
162 emergence of parasite resistance to sulfadoxine-pyrimethamine, particularly in East and Southern
163 Africa.^{4,5} Concerns over the limited antimalarial efficacy of sulfadoxine-pyrimethamine has
164 prompted researchers to evaluate alternative regimens for IPTp. Of the numerous antimalarial
165 combinations studied, dihydroartemisinin-piperazine has been the most promising candidate to
166 replace sulfadoxine-pyrimethamine due to its excellent efficacy, long prophylactic period, and
167 safety profile for pregnant women. A 2018 meta-analysis⁶ of the first two trials comparing
168 dihydroartemisinin-piperazine to sulfadoxine-pyrimethamine^{7,8} found that dihydroartemisinin-
169 piperazine was associated with a significantly lower incidence of clinical malaria, placental
170 malaria, maternal anaemia, and foetal loss.⁶ However, impacts on LBW, PTB, and small-for-
171 gestational age (SGA) did not statistically significantly differ between regimens. Thus, the WHO
172 recommended further research to determine whether dihydroartemisinin-piperazine could be a
173 viable replacement for sulfadoxine-pyrimethamine.⁹

174 Since then, four additional trials from Uganda, Kenya, Malawi, Tanzania, and Nigeria have been
175 published,¹⁰⁻¹³ three of which were conducted in areas with high *P. falciparum* resistance to
176 sulfadoxine-pyrimethamine.¹⁰⁻¹² While results from these trials consistently demonstrated
177 dihydroartemisinin-piperazine's superior effect on malaria outcomes, findings were mixed
178 regarding its impact on birth outcomes. Moreover, some trials showed that compared to
179 dihydroartemisinin-piperazine, sulfadoxine-pyrimethamine exhibited a greater effect on mean
180 birthweight,^{12,14} mean maternal mid-upper arm circumference (MUAC), and gestational weight
181 gain (GWG).¹² However, these outcomes were not consistently reported across trials, highlighting
182 the need for further assessment.

183 A recent meta-analysis evaluated the safety of IPTp with dihydroartemisinin-piperazine in
184 pregnancy.¹⁵ The aim of the current systematic review and meta-analysis was to provide an
185 updated and comprehensive review of trials conducted in areas of high *P. falciparum* resistance
186 that compared the efficacy of IPTp with dihydroartemisinin-piperazine to sulfadoxine-
187 pyrimethamine across maternal, birth, and infant outcomes.

188 **Methods**

189 **Search strategy and selection criteria**

190 The systematic review and meta-analysis were conducted in accordance with the Preferred
191 Reporting Items for Systematic Reviews and Meta-Analyses Statement (**Appendix 1, pp 3–6**). We
192 searched the WHO International Clinical Trials Registry Platform, ClinicalTrials.Gov, PubMed,
193 and the Malaria in Pregnancy Consortium Library database for original articles, abstracts, reports,
194 or protocols using the search term: ("intermittent preventive treatment" OR "IPTp") AND
195 (("sulfadoxine-pyrimethamine" OR "sulphadoxine-pyrimethamine") AND ("dihydroartemisinin-
196 piperazine")). The search was conducted on July 30, 2020, and updated on September 24, 2024,
197 without restrictions to publication date, peer-review status, or language.

198 Trials were eligible if they met the following inclusion criteria: randomised HIV-uninfected
199 pregnant women to either IPTp with dihydroartemisinin-piperazine or sulfadoxine-
200 pyrimethamine; followed participants to delivery to assess malaria and delivery outcomes; enrolled
201 women with no prior use of IPTp during their current pregnancy; and were conducted in areas with
202 high-level parasite resistance to sulfadoxine-pyrimethamine (*P. falciparum* dihydropteroate
203 synthase (PfDHPS) 540E mutation prevalence $\geq 90\%$ and/or 581G mutation $>0\%$). Data on
204 PfDHPS 540E and 581G prevalence were obtained directly from studies or nearby sites if
205 unavailable. Treatment arms were excluded if dosing schedules differed between arms and/or
206 study drugs were co-administered with another intervention (e.g., azithromycin or metronidazole).
207 Non-singleton pregnancies were excluded from our analyses.

208 **Data extraction and quality assessment**

209 Screening was conducted by two independent reviewers (MER and JG). Any uncertainties or
210 discrepancies were resolved through discussion with a third reviewer (FtOK) or by contacting trial
211 authors for clarification. For each eligible trial, chief investigators were invited to collaborate and
212 contribute their individual participant data. Up to three attempts were made to contact authors to
213 participate in the meta-analysis. A description of the available study outcomes from each study is
214 provided in **Appendix 2 (pp 7–10)**. The risk of bias was assessed using The Cochrane Risk of
215 Bias tool for randomised trials version 2 (RoB2).¹⁶ The meta-analysis is registered in PROSPERO
216 (CRD42020196127).

217 **Study endpoints**

218 Definitions of study endpoints are provided in **Appendix 3 (pp 11–13)**. The primary endpoint was
219 defined as the risk of any adverse pregnancy outcome, a composite outcome of either miscarriage
220 (foetal loss <28 gestational weeks), stillbirth (foetal loss ≥ 28 gestational weeks), PTB (delivery
221 <37 gestational weeks), SGA (birthweight $<10^{\text{th}}$ percentile for gestational age using
222 INTERGROWTH-21st standards¹⁷); LBW (birthweight <2500 grams), and neonatal loss (newborn
223 death within the first 28 days of life). PTB, SGA, LBW, and neonatal loss were only assessed
224 among live births. Secondary endpoints included the individual components of the primary
225 outcome; mean birthweight in grams, gestational age at birth in weeks, birthweight-for-gestational
226 age (BWGA) z-scores using INTERGROWTH 21st standards¹⁷; incidence of clinical malaria

227 during pregnancy; measures of placental malaria; maternal peripheral malaria infection at delivery;
228 measures of maternal anaemia during pregnancy; maternal MUAC at delivery; and GWG per week
229 in grams.

230 Post-hoc analyses were performed to evaluate differences in infant anthropometric measures
231 between IPTp regimens. Infant outcomes included cumulative incidence of stunting, wasting, and
232 underweight measured from birth to approximately two months of life, and mean differences in
233 length-for-age, weight-for-age, and weight-for-length z-scores at approximately two months of
234 life. Z-scores were calculated according to age and sex based on the 2006 WHO Child Growth
235 Standards¹⁸ using the zscorer R package.¹⁹ Stunting, underweight, and wasting were defined as <2
236 standard deviations below median WHO standards for length-for-age, weight-for-age, and weight-
237 for-length z-scores, respectively.

238 **Statistical analysis**

239 The study employed a two-stage, individual participant data meta-analysis. In the first stage,
240 individual-level data were analysed to generate study-specific estimates. In the second stage,
241 study-specific estimates were pooled to generate summary estimates using restricted maximum
242 likelihood estimation random-effects models. Between-study heterogeneity was assessed using the
243 I^2 statistic. Prediction intervals were reported for each outcome. Meta-analyses were conducted
244 using the meta R package;²⁰ forest plots were generated using the metafor R package.²¹

245 Study-specific estimates were computed using unadjusted models, except for maternal weight gain
246 and MUAC outcomes which adjusted for enrolment values. Binary outcomes were modelled using
247 log-binomial regression to estimate risk ratios. Modified Poisson regression with robust standard
248 errors²² was used if log-binomial models did not converge. Continuous outcomes were modelled
249 using linear regression to compute mean differences. Incidence rate ratios were estimated using
250 Poisson regression with an offset term of the number of days at-risk between the first day study
251 drugs were given to the last day of the pregnancy period (for maternal outcomes). For all outcomes,
252 we reported subgroup analyses by gravidity (primi- versus multi-gravidae). P-values testing for
253 subgroup differences (p_{subgroup}) were based on comparing differences in the Q statistic.

254 Mediation analyses were conducted to examine the extent to which differences in birth outcomes
255 between IPTp regimens were influenced by maternal outcomes that statistically significantly
256 differed between arms. Mediation analyses were carried out following a potential outcomes
257 framework and used targeted minimum loss estimation to estimate natural indirect (mediated) and
258 direct (non-mediated) effects. Separate analyses were conducted for each mediator using the
259 medoutcon R package.²³ Further details of the analytic approach are described in **Appendix 4 (pp**
260 **14–15)**. All analyses were conducted using Stata 16.1 (StataCorp, College Station, TX, USA) and
261 R (version 4.3.2; R Project for Statistical Computing; <http://www.r-project.org/>).

262 **Role of funding source**

263 The funders of the study had no role in study design, data collection, data analysis, data
264 interpretation, or writing of the report. The corresponding authors had full access to all the data in
265 the study and had the final responsibility for the decision to submit for publication.

266 Results

267 Description of studies

268 Our search yielded 154 records (**Figure 1**); one additional study (PACTR201701001982152) was
269 found outside the search strategy. After removing duplicates, 85 records were screened, identifying
270 eight randomised controlled trials. All but one study (PACTR201808204807776) provided
271 individual-level data. One study from Nigeria (Okoro 2023)¹³ was excluded from the meta-analysis
272 due to its location in an area with low sulfadoxine-pyrimethamine resistance (PfdHPS 437G
273 mutation prevalence=35% with no evidence of the 540E or 581G mutation²⁴); results from this
274 trial were presented separately in **Appendix 9 (pp 54–58)**. The remaining six trials (five
275 published^{7,8,10-12} and one unpublished²⁵) were conducted in Kenya (n=2), Malawi (n=2), Uganda
276 (n=2), and Tanzania (n=2), where PfdHPS 540E and 581G mutation prevalence ranged from
277 52%–99% and 0%–40%, respectively (**Appendix 2, pp 7–8**). The Madanitsa 2023 trial¹² was
278 conducted in three countries (Kenya, Malawi, and Tanzania); thus, country-specific estimates were
279 reported separately and treated as three distinct studies, bringing the total to eight studies.
280 Individual participant data were obtained from 6723 participants. After excluding 77 non-singleton
281 pregnancies, the final analytic sample comprised 6646 singleton pregnancies. Six of the eight
282 studies were scored as having a low risk of bias and two as having some concerns as ultrasound
283 was not used for gestational age dating (**Appendix 5, p 16**).

284 Across studies, enrolment characteristics were balanced between arms (**Appendix 6, pp 17–24**).
285 LAMP/PCR positivity at enrolment ranged from 11%–81% across studies. The median number of
286 IPTp courses was 4 [interquartile range (IQR): 3–5] in studies that administered IPTp every four
287 weeks (n=6 studies^{10-12,25}), 2 [IQR: 2–3] in those that administered IPTp every antenatal care visit
288 spaced ≥ 1 month apart (n=1 study⁷), and 3 [2–3] in those that administered every eight weeks (n=1
289 study⁸). In all trials, participants received insecticide-treated nets at enrolment.

290 Birth outcomes

291 Data on the primary endpoint (a composite of any adverse pregnancy outcome) was available from
292 all eight studies (N=6153 pregnancies). Across studies, the risk of experiencing any adverse
293 pregnancy outcome ranged from 16%–33% in the sulfadoxine-pyrimethamine arm and 14%–34%
294 in the dihydroartemisinin-piperaquine arm. The pooled RR comparing the risk of any adverse
295 pregnancy outcome between arms was 1.05 [95% CI: 0.92–1.19] (p=0.50). The I^2 statistic was
296 48%, indicating moderate between-study heterogeneity. Pooled RRs of the individual components
297 of the primary outcome showed no statistically significant differences in the risk of foetal loss,
298 PTB, LBW, or neonatal death between arms (**Figure 2A; Appendix 7, pp 25–30**). However, the
299 risk of SGA was statistically significantly higher in the dihydroartemisinin-piperaquine arm
300 compared to sulfadoxine-pyrimethamine (pooled RR=1.17 [95% CI: 1.03–1.32]; p=0.016;
301 $I^2=3\%$). This effect was mainly seen in multigravidae (pooled RR_{multi}=1.28 [95% CI: 1.10–1.49]
302 versus pooled RR_{primi}=1.09 [95% CI: 0.92–1.30]), though testing of subgroup differences did not
303 reach statistical significance (p_{subgroup}=0.18). The directions for the overall and gravidity subgroup
304 analyses were similar for LBW, except for the Mlugu 2021 study, where LBW risk was statistically
305 significantly lower in the dihydroartemisinin-piperaquine arm (RR=0.51 [95% CI: 0.31–0.84])
306 (**Appendix 7, p 29**).

307 Pooled estimates of continuous live birth outcomes showed that compared to dihydroartemisinin-
308 piperazine, sulfadoxine-pyrimethamine was associated with higher mean newborn birthweight
309 (mean difference (MD)=50 grams [95% CI: 13–88]; $p=0.0090$, $I^2=61\%$) and BWGA z-scores
310 (MD=0.12 [95% CI: 0.05–0.20]; $p=0.0010$, $I^2=51\%$), but not gestational age at birth (MD=0
311 weeks [95% CI: -0.11–0.12]; $p=0.94$; $I^2=42\%$) (**Figure 2B; Appendix 7, pp 31–33**). While study-
312 specific estimates varied for primigravidae, the direction of effect estimates for multigravidae was
313 consistent in all studies except for the Mlugu 2021 study, which found newborn birthweight and
314 gestational age at birth was higher in the dihydroartemisinin-piperazine arm, regardless of
315 gravidity.

316 Maternal outcomes

317 All studies evaluated the following malaria endpoints: incidence of clinical malaria during
318 pregnancy, presence of parasitaemia in placental tissue and/or blood, and peripheral parasitaemia.
319 Pooled estimates of malaria endpoints showed that compared to sulfadoxine-pyrimethamine,
320 dihydroartemisinin-piperazine was associated with a 69% [95% CI: 45–82] lower risk of clinical
321 malaria, 34% [95% CI: 20–45] lower risk of placental pigmentation (past infection), 62% [95%
322 CI: 37–77] lower risk of placental parasitaemia at delivery (active or chronic infection), and 61%
323 [95% CI: 45–73] lower risk of maternal peripheral malaria at delivery (**Figure 3; Appendix 7, pp
324 34–38**). While substantial heterogeneity was observed between studies (range of I^2 values: 64%–
325 81%), estimates generally favoured dihydroartemisinin-piperazine for malaria prevention.
326 Subgroup analyses revealed that although the risks of clinical malaria and active placental malaria
327 infection at delivery were nearly two-fold higher in primigravidae, effect sizes were similar
328 between gravidity subgroups, except for preventing placental pigmentation ($RR_{\text{primi}}=0.85$ [95%
329 CI: 0.74–0.98] versus $RR_{\text{multi}}=0.53$ [95% CI: 0.38–0.74]; $p_{\text{subgroup}}=0.011$). In addition to its
330 superior effects on malaria prevention, dihydroartemisinin-piperazine was associated with a
331 lower risk of moderate anaemia (pooled $RR=0.83$ [95% CI: 0.69–1.00]; $p=0.050$; $I^2=41\%$)
332 (**Figure 4A; Appendix 7, p 40**).

333 Compared to dihydroartemisinin-piperazine, sulfadoxine-pyrimethamine was associated with
334 higher mean maternal MUAC at delivery (pooled MD=0.20 cm [95% CI: 0.08–0.32]; $p=0.0011$;
335 $I^2=0\%$) with the greatest difference in primigravidae (MD_{primi}=0.40 cm [95% CI: 0.20–0.60]
336 versus MD_{multi}=0.12 cm [95% CI: -0.02–0.27]; $p_{\text{subgroup}}=0.030$) (**Figure 4B; Appendix 7, p 42**).
337 Sulfadoxine-pyrimethamine was also associated with greater GWG (pooled MD=34 grams/week
338 [95% CI: 17–51]; $p=0.0001$; $I^2=42\%$), with similar effects in primigravidae (MD_{primi}=47
339 grams/week [95% CI: 18–76]) and multigravidae (MD_{multi}=27 grams/week [95% CI: 6–49];
340 $p_{\text{subgroup}}=0.28$).

341 Infant anthropometric outcomes

342 Post-hoc analyses from seven of the eight studies showed that among multigravidae, the risks of
343 stunting and underweight among infants followed from birth up to approximately two months of
344 life were 1.25 [95% CI: 1.09–1.43] and 1.54 [95% CI: 1.20–1.98] times higher in mothers
345 randomised to dihydroartemisinin-piperazine arm compared to sulfadoxine-pyrimethamine
346 (**Figure 5A; Appendix 7, pp 44–46**). The risk of early wasting was higher in infants born to

347 mothers randomised to dihydroartemisinin-piperaquine arm, regardless of gravidity (RR=1.15
348 [95% CI: 1.03–1.29]). At approximately two months of life, mean infant length-for-age and
349 weight-for-age z-scores were higher in the sulfadoxine-pyrimethamine arm. However, mean
350 weight-for-length z-scores were higher in the dihydroartemisinin-piperaquine arm, especially
351 among multigravidae (MD_{multi}=0.13 [95% CI: 0.02–0.25]) (**Figure 5B; Appendix 7, pp 47–49**).

352 **Mediation analyses**

353 Given sulfadoxine-pyrimethamine's greater benefit on newborn birthweight (but not gestational
354 age), we conducted mediation analyses to examine the extent to which differences in BWGA z-
355 scores between regimens were mediated by variations in the incidence of clinical malaria, placental
356 malaria (defined as any evidence of parasites or pigment), GWG, and maternal MUAC (**Appendix**
357 **8, pp 50–53**). Pooled estimates showed that dihydroartemisinin-piperaquine's superior effect on
358 preventing placental malaria infection contributed a relatively small proportion to improving
359 BWGA z-scores, especially compared to sulfadoxine's superior 'non-malarial' effect
360 (dihydroartemisinin-piperaquine's indirect, "antimalarial" effect=0.01 [95% CI: 0–0.02] versus
361 sulfadoxine-pyrimethamine's direct, "non-malarial" effect=0.15 [95% CI: 0.07–0.23]).
362 Dihydroartemisinin-piperaquine's antimalarial effect was greatest in the Kajubi 2019 study
363 (indirect effect=0.10 [95% CI: 0.03–0.17]), where malaria burden was exceptionally high (81%
364 of women had detectable parasitaemia by PCR at enrolment). Similar associations were seen when
365 incidence of clinical malaria during pregnancy was used as the mediating variable (**Appendix 8,**
366 **p 50**).

367 Notably, we found that 15% of sulfadoxine-pyrimethamine's superior effects on BWGA z-scores
368 was mediated by its superior effects on GWG (pooled indirect effect=0.02 [95% CI: 0–0.04] and
369 pooled direct effect = 0.11 [95% CI: 0.05–0.17]). Of the five studies that measured MUAC at
370 delivery, summary estimates showed differences in maternal MUAC mediated a relatively small
371 proportion (2%) of the superior effect of sulfadoxine-pyrimethamine on BWGA z-scores (pooled
372 indirect effect=0.003 [95% CI: -0.004–0.010] and pooled direct effect=0.16 [95% CI: 0.11–
373 0.22]).

374 **Discussion**

375 In this comprehensive meta-analysis of six randomised controlled trials of IPTp, we found that in
376 areas of high *P. falciparum* resistance to sulfadoxine-pyrimethamine, dihydroartemisinin-
377 piperaquine was associated with markedly lower risks of clinical, placental, and peripheral malaria
378 infection during pregnancy. Despite superior malaria prevention, summary estimates showed that
379 the composite risk of adverse pregnancy outcomes did not differ between regimens. Analyses of
380 the individual components of the composite outcome revealed that infants born to women
381 randomised to sulfadoxine-pyrimethamine had a lower risk of being SGA and had higher mean
382 birthweights, particularly among multigravidae. No statistically significant differences were seen
383 in foetal loss, neonatal death, or gestational age at birth, suggesting that the superior effect of
384 sulfadoxine-pyrimethamine is likely through improving foetal growth rather than premature
385 delivery. Our findings were generally consistent across studies, except for the Mlugu 2021 study,
386 where dihydroartemisinin-piperaquine was associated with a lower risk of LBW and PTB than
387 sulfadoxine-pyrimethamine. Further analyses of maternal outcomes showed that compared to

388 dihydroartemisinin-piperaquine, sulfadoxine-pyrimethamine was associated with modestly higher
389 maternal MUAC and GWG, while dihydroartemisinin-piperaquine was associated with a lower
390 risk of moderate anaemia. Interestingly, the benefits of sulfadoxine-pyrimethamine extended into
391 early infancy whereby infants born to women in this group were less likely to experience stunting,
392 underweight, or wasting in the first two months of life—a critical period with limited interventions
393 for promoting growth.²⁶ Collectively, these findings support the continued use of sulfadoxine-
394 pyrimethamine for IPTp but suggest that in areas of high *P. falciparum* sulfadoxine-pyrimethamine
395 resistance, additional interventions are needed to prevent malaria.

396 Our gravidity subgroup analyses revealed primigravidae and their infants consistently experienced
397 poorer health outcomes than multigravidae. In primigravidae, the comparison of sulfadoxine-
398 pyrimethamine to dihydroartemisinin-piperaquine for SGA risk was closer to the null than in
399 multigravidae. This weaker effect is likely attributable to the stronger impact of
400 dihydroartemisinin-piperaquine in preventing placental malaria, as primigravidae have not yet
401 acquired parity-dependent malarial-immunity.²⁷ Despite this, we recommend against gravidity-
402 dependent approaches to IPTp (i.e., adding dihydroartemisinin-piperaquine or another malaria
403 prevention approach to sulfadoxine-pyrimethamine for primigravidae only), as protecting against
404 placental malaria in the first pregnancy could hinder immunity acquisition and increase risks in
405 subsequent pregnancies. Additionally, a gravidity-specific strategy would be logistically more
406 complex to implement.

407 Our mediation analyses confirm results from prior studies demonstrating sulfadoxine-
408 pyrimethamine's potent 'non-malarial' effect¹⁴ and its impacts on increasing GWG and maternal
409 MUAC.^{12,28} While dihydroartemisinin-piperaquine exhibited superior effects on preventing
410 placental malaria, its contribution to increasing BWGA was relatively modest compared to
411 sulfadoxine-pyrimethamine's non-malarial effect, except in the Kajubi 2019 study, where malaria
412 burden was especially high. Importantly, our GWG results support earlier findings from a
413 secondary analysis of the Gutman unpublished trial²⁸ and the Madanitsa 2023 trial.¹² Given its
414 broad-spectrum activity, the precise mechanisms by which sulfadoxine-pyrimethamine enhances
415 foetal and infant growth (either through or independent of GWG) likely involve multiple pathways.
416 Several studies have demonstrated these mechanisms may include: impact on enteroaggregative
417 *Escherichia coli*,²⁸ febrile respiratory illnesses,²⁹ maternal nutrient absorption,³⁰ and changes in
418 maternal inflammatory responses.²⁶ In contrast, sulfadoxine-pyrimethamine's non-malarial effects
419 were absent in the Kakuru 2016⁸ and Mlugu 2021¹¹ trials, which may suggest that these
420 mechanisms were less prominent in these trial populations or that dihydroartemisinin-piperaquine
421 could provide comparable non-malarial benefits, although other explanations are possible.
422 Notably, IPTp dosing in the Kakuru 2016 trial⁸ was less frequent (every eight weeks), compared
423 to most other trials, suggesting that the non-malarial effects may follow a dose-response
424 relationship. Further studies on the effects of these regimens on non-malarial infections, the gut
425 and vaginal microbiome, and maternal inflammation may offer deeper insights.

426 This meta-analysis had several strengths, including its diverse evaluation across multiple countries,
427 comprehensive assessment of maternal, birth, and infant outcomes, and inclusion of mediation
428 analyses and gravidity subgroup analyses, which provided valuable and nuanced insights into the
429 antimalarial and non-malarial benefits of IPTp. However, certain limitations should be considered.
430 First, the small number of included trials restricted our ability to conduct meta-regression analyses

431 and assess for small-study effects or publication bias. Moreover, the reported I^2 statistics, which
432 can be biased with a small number of studies,³¹ should be interpreted cautiously. We were also
433 likely underpowered to detect true differences between gravidity subgroups. Second, as with all
434 meta-analyses, larger studies had a greater influence on the summary estimate, which may limit
435 the generalizability of our findings, particularly in the presence of substantial heterogeneity. Third,
436 separate mediation analyses were conducted for each mediator, limiting our understanding of how
437 these mediators function independently or in combination. Fourth, our mediation estimates may
438 be subject to unmeasured mediator-outcome confounding and measurement error and should be
439 interpreted cautiously. Finally, infant outcomes were only assessed up to two months of life and
440 further research is needed to understand longer-term impacts.

441 In conclusion, our meta-analyses showed that, in areas with high *P. falciparum* resistance to
442 sulfadoxine-pyrimethamine, dihydroartemisinin-piperaquine was more efficacious in preventing
443 malaria and maternal anaemia. However, suppose the goal of IPTp is to improve overall maternal,
444 foetal, and infant health outcomes. In that case, replacing sulfadoxine-pyrimethamine with
445 dihydroartemisinin-piperaquine is unlikely to be beneficial and could increase the risk of SGA and
446 poor infant growth early in life. This may be because sulfadoxine-pyrimethamine offers 'non-
447 malarial' benefits on maternal nutrition and foetal growth that, in some settings, may outweigh the
448 antimalarial benefits of dihydroartemisinin-piperaquine. Therefore, future studies should evaluate
449 the combined IPTp regimen of sulfadoxine-pyrimethamine and dihydroartemisinin-piperaquine
450 (or another effective malaria prevention strategy) and investigate the 'non-malarial' mechanisms
451 by which these regimens affect maternal and infant outcomes.

452 **Article information**

453 **Disclaimer**

454 The findings and conclusions in this publication are those of the authors and do not necessarily
455 represent the views of the US Centers for Disease Control and Prevention, the US Department of
456 Health and Human Services, or the National Institutes of Health.

457 **Contributors**

458 MER, JG, and FOtK conceived the idea for the study. MER, JG, and FOtK wrote the protocol. JG,
459 MMa, AK, HCB, SK, JL, FM, RK, MRK, DM, JC, MKL, EM, AARK, EA, OM, RNO, ADG,
460 JDO, JH, MD, PJ, GD, and FOtK collected the original data and provided individual participant
461 data. MER, JG, and FOtK contributed to data acquisition. MER and JG conducted the search and
462 identified studies based on the selection criteria; FOtK served as the tiebreaker. MER conducted
463 the bias assessment, with support from FOtK. MER abstracted all the data in collaboration with
464 the investigators of the original trials. MER performed the statistical analysis with inputs from JG,
465 FOtK, and MMu. MER, JG, and FOtK wrote the first draft of the manuscript. All authors
466 interpreted the data and critically reviewed the manuscript.

467 **Declaration of interests**

468 All authors declare no competing interests.

469 **Data sharing**

470 Individual participant data from the source trials are available from the investigators from the
471 source trials and will be uploaded onto the Worldwide Antimalarial Resistance Network
472 (WWARN) repository approximately three months after publication.

473 **Acknowledgements**

474 This study received financial support from The Bill and Melinda Gates Foundation (Award
475 Number OPP1181807). MER is supported by the Eunice Kennedy Shriver National Institute Of
476 Child Health & Human Development of the National Institutes of Health (Award Number
477 K99HD111572). We are grateful to the study participants and dedicated study staff and researchers
478 for their contributions to the study. We thank Carole Khairallah and James Dodd for supporting
479 data acquisition from the original trials.

480 References

- 481 1. Desai M, Ter Kuile FO, Nosten F, et al. Epidemiology and burden of malaria in pregnancy.
482 *Lancet Infect Dis* 2007; **7**(2): 93-104.
- 483 2. World Health Organization. World Malaria Report 2023. Geneva, Switzerland: World
484 Health Organization; 2024.
- 485 3. World Health Organization. WHO guidelines for malaria, 3 June 2022: World Health
486 Organization, 2022.
- 487 4. Desai M, Gutman J, Taylor SM, et al. Impact of sulfadoxine-pyrimethamine resistance on
488 effectiveness of intermittent preventive therapy for malaria in pregnancy at clearing infections and
489 preventing low birth weight. *Clin Infect Dis* 2015; **62**(3): 323-33.
- 490 5. Okell LC, Griffin JT, Roper C. Mapping sulphadoxine-pyrimethamine-resistant
491 Plasmodium falciparum malaria in infected humans and in parasite populations in Africa. *Sci Rep*
492 2017; **7**(1): 1-15.
- 493 6. Desai M, Hill J, Fernandes S, et al. Prevention of malaria in pregnancy. *Lancet Infect Dis*
494 2018; **18**(4): e119-e32.
- 495 7. Desai M, Gutman J, L'lanziva A, et al. Intermittent screening and treatment or intermittent
496 preventive treatment with dihydroartemisinin-piperazine versus intermittent preventive
497 treatment with sulfadoxine-pyrimethamine for the control of malaria during pregnancy in western
498 Kenya: an open-label, three-group, randomised controlled superiority trial. *Lancet* 2015;
499 **386**(10012): 2507-19.
- 500 8. Kakuru A, Jagannathan P, Muhindo MK, et al. Dihydroartemisinin-piperazine for the
501 prevention of malaria in pregnancy. *N Engl J Med* 2016; **374**(10): 928-39.
- 502 9. WHO Malaria Policy Advisory Committee and Secretariat. Malaria Policy Advisory
503 Committee to the WHO: conclusions and recommendations of eighth biannual meeting
504 (September 2015). *Malar J* 2016; **15**(1): 117.
- 505 10. Kajubi R, Ochieng T, Kakuru A, et al. Monthly sulfadoxine-pyrimethamine versus
506 dihydroartemisinin-piperazine for intermittent preventive treatment of malaria in pregnancy: A
507 randomized controlled trial. *Lancet* 2019.
- 508 11. Mlugu EM, Minzi O, Kamuhabwa AA, Aklillu E. Effectiveness of intermittent preventive
509 treatment with dihydroartemisinin-piperazine against malaria in pregnancy in Tanzania: A
510 Randomized Controlled Trial. *Clin Pharmacol Ther* 2021.
- 511 12. Madanitsa M, Barsosio HC, Minja DT, et al. Effect of monthly intermittent preventive
512 treatment with dihydroartemisinin-piperazine with and without azithromycin versus monthly
513 sulfadoxine-pyrimethamine on adverse pregnancy outcomes in Africa: a double-blind
514 randomised, partly placebo-controlled trial. *Lancet* 2023; **401**(10381): 1020-36.
- 515 13. Okoro RN, Geidam AD, Bukar AA, et al. Superiority trial of intermittent treatment with
516 dihydroartemisinin-piperazine versus sulfadoxine-pyrimethamine for the prevention of malaria
517 during pregnancy. *Futur J Pharm Sci* 2023; **9**(1): 8.
- 518 14. Roh ME, ter Kuile FO, Rerolle F, et al. Overall, anti-malarial, and non-malarial effect of
519 intermittent preventive treatment during pregnancy with sulfadoxine-pyrimethamine on
520 birthweight: a mediation analysis. *Lancet Glob Health* 2020; **8**(7): e942-e53.
- 521 15. Muthoka EN, Usmael K, Embaye SM, et al. Safety and tolerability of repeated doses of
522 dihydroartemisinin-piperazine for intermittent preventive treatment of malaria in pregnancy: a
523 systematic review and an aggregated data meta-analysis of randomized controlled trials. *Malar J*
524 2023; **22**(1): 320.

- 525 16. Sterne JA, Savović J, Page MJ, et al. RoB 2: a revised tool for assessing risk of bias in
526 randomised trials. *BMJ* 2019; **366**.
- 527 17. Villar J, Ismail LC, Victora CG, et al. International standards for newborn weight, length,
528 and head circumference by gestational age and sex: the Newborn Cross-Sectional Study of the
529 INTERGROWTH-21st Project. *The Lancet* 2014; **384**(9946): 857-68.
- 530 18. WHO Multicentre Growth Reference Study Group, de Onis M. WHO Child Growth
531 Standards based on length/height, weight and age. *Acta Paediatr* 2006; **95**: 76-85.
- 532 19. Myatt M, Guevarra E. Package zscorer: Child Anthropometry z-Score Calculator.
533 Available at: <https://cranrprojectorg/web/packages/zscorer/zscorerpdf> 0.3.1 ed: CRAN; 2019.
- 534 20. Schwarzer G. meta: An R package for meta-analysis. *R news* 2007; **7**(3): 40-5.
- 535 21. Viechtbauer W. Conducting meta-analyses in R with the metafor package. *JOSS* 2010;
536 **36**(3): 1-48.
- 537 22. Zou G. A modified poisson regression approach to prospective studies with binary data.
538 *Am J Epidemiol* 2004; **159**(7): 702-6.
- 539 23. Hejazi N, Rudolph K, Díaz I. medoutcon: Nonparametric efficient causal mediation
540 analysis with machine learning in R. *JOSS* 2022; **7**(69).
- 541 24. Balogun ST, Sandabe UK, Sodipo OA, Okon KO, Akanmu AO. Single nucleotide
542 polymorphisms of Pfdhfr and Pfdhps genes: implications for malaria prophylactic strategies in
543 Maiduguri, Northeast Nigeria. *J Trop Med* 2021; **2021**: 1-7.
- 544 25. Gutman J. A Prospective Randomized Open-Label Study on the Efficacy and Safety of
545 Intermittent Preventive Treatment in Pregnancy (IPTp) With Dihydroartemisinin-Piperaquine
546 (DP) Versus IPTp With Sulfadoxine-Pyrimethamine (SP) in Malawi. 2016. Available from
547 <https://clinicaltrials.gov/study/NCT03009526> ClinicalTrials.gov Identifier: NCT03009526.
- 548 26. Tong Y, Ratnasiri K, Hanif S, et al. Pathways through which intermittent preventive
549 treatment for malaria in pregnancy influences child growth faltering: a mediation analysis.
550 *medRxiv* 2024.
- 551 27. Fried M, Duffy PE. Malaria during Pregnancy. *Cold Spring Harbor Perspect Med* 2017;
552 **7**(6): a025551.
- 553 28. Waltmann A, McQuade ETR, Chinkhumba J, et al. The positive effect of malaria IPTp-SP
554 on birthweight is mediated by gestational weight gain but modifiable by maternal carriage of
555 enteric pathogens. *EBioMedicine* 2022; **77**: 103871.
- 556 29. Lee JJ, Kakuru A, Jacobson KB, et al. Monthly sulfadoxine-pyrimethamine during
557 pregnancy prevents febrile respiratory illnesses: A secondary analysis of a malaria
558 chemoprevention trial in Uganda. *Open Forum Infect Dis* 2024; **11**(4): ofae143.
- 559 30. Kim S, Naziripour A, Prabhala P, et al. Direct therapeutic effect of sulfadoxine-
560 pyrimethamine on nutritional deficiency-induced enteric dysfunction in a human Intestine Chip.
561 *EBioMedicine* 2024; **99**.
- 562 31. von Hippel PT. The heterogeneity statistic I² can be biased in small meta-analyses. *BMC*
563 *Med Res Methodol* 2015; **15**: 1-8.

564 **Figure Legend**

565 **Figure 1. PRISMA flow diagram of included studies and participants.**

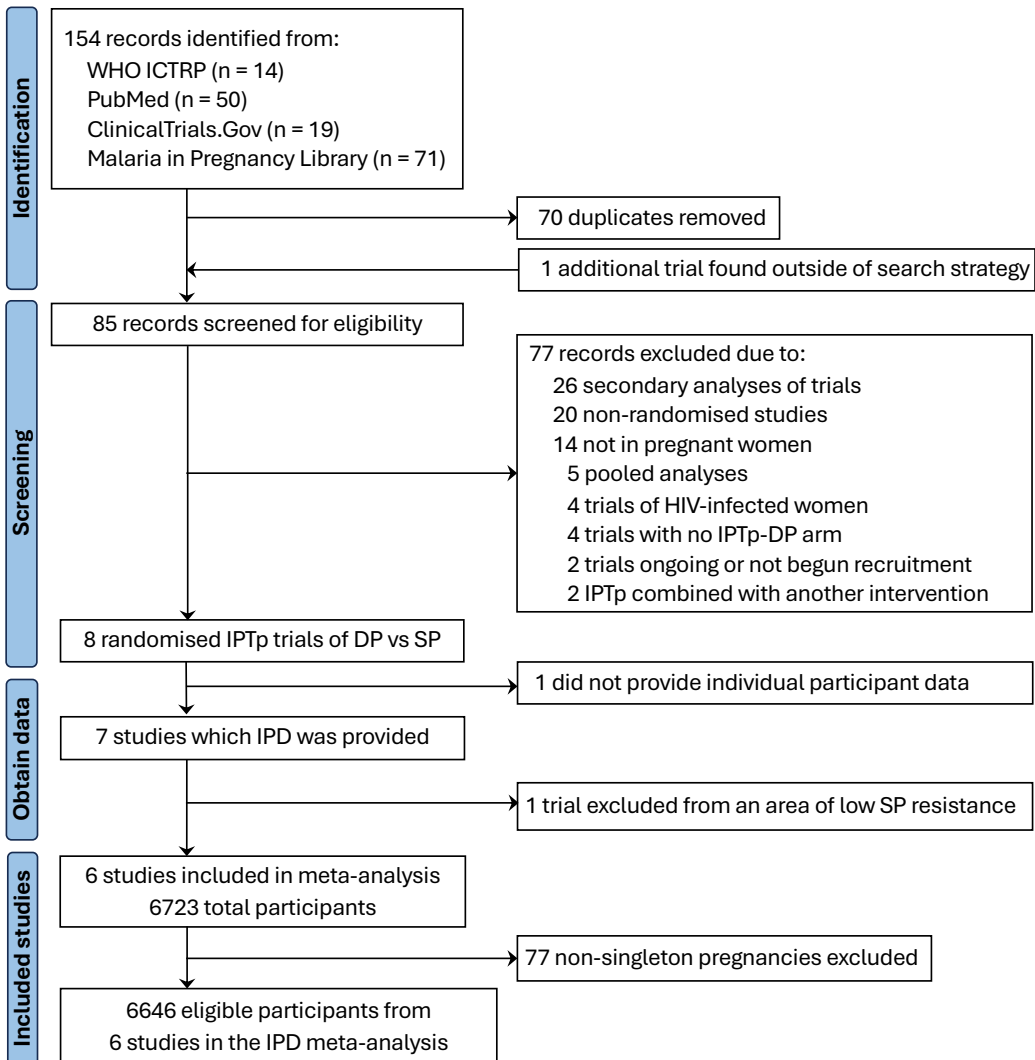
566 **Figure 2. Forest plot comparing binary (A) and continuous live (B) birth outcomes between**
567 **IPTp regimens.** All estimates reflect unadjusted differences between arms. Weighted prevalences
568 and means for each outcome were calculated using a restricted maximum likelihood random-
569 effects model.

570 **Figure 3. Forest plot comparing malaria outcomes between IPTp regimens.** All estimates
571 reflect unadjusted differences between arms. Weighted prevalence and incidence rates for each
572 outcome were calculated using a restricted maximum likelihood random-effects model.

573 **Figure 4. Forest plot comparing binary (A) and continuous (B) maternal outcomes between**
574 **IPTp regimens.** All estimates reflect unadjusted differences between arms, except for mean
575 MUAC and gestational weight gain, which adjusted for enrolment values. Weighted prevalence
576 and means for each outcome were calculated using a restricted maximum likelihood random-
577 effects model.

578 **Figure 5. Forest plot comparing binary (A) and continuous (B) infant outcomes between**
579 **IPTp regimens.** All estimates reflect unadjusted differences between arms. Weighted prevalence
580 and means for each outcome were calculated using a restricted maximum likelihood random-
581 effects model.

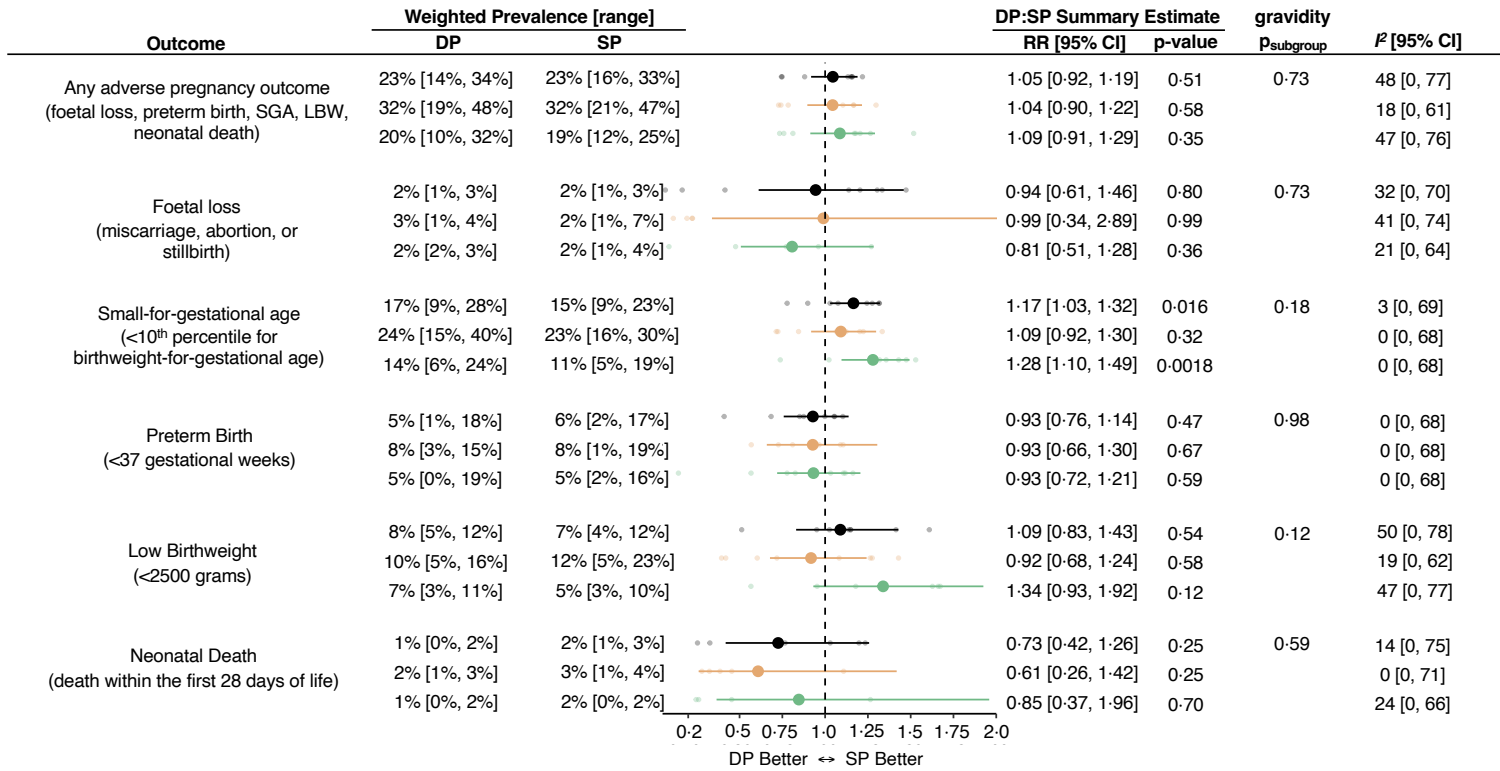
Figure 1



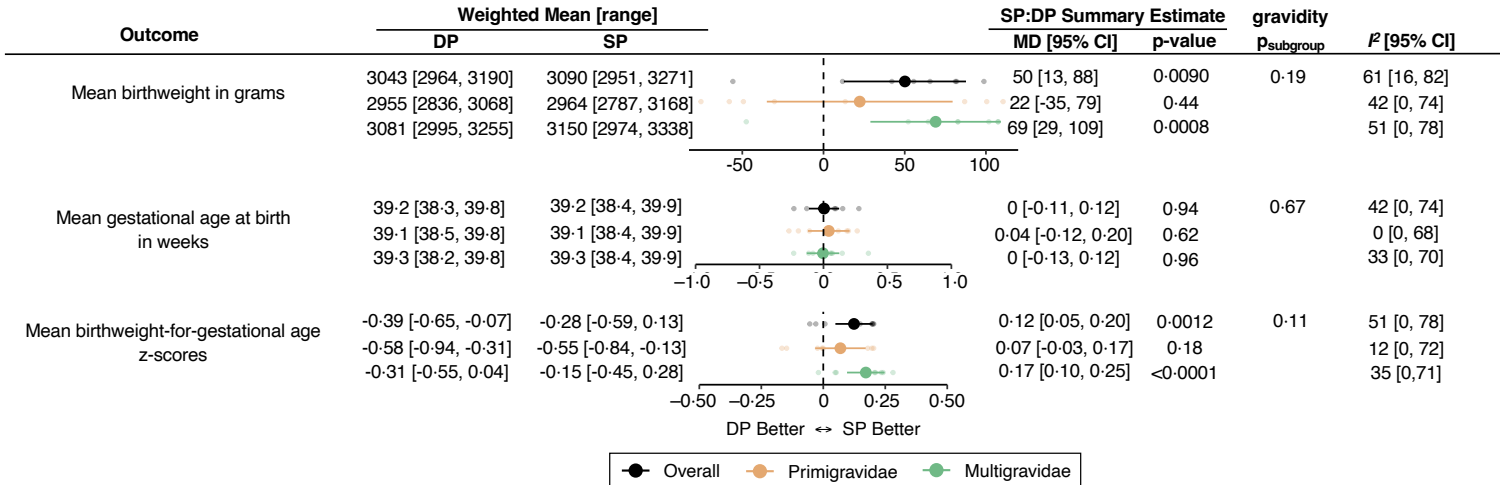
Abbreviations: DP = dihydroartemisinin-piperazine; IPD = individual participant-level data; IPTp=intermittent preventive treatment of malaria in pregnancy; SP = sulfadoxine-pyrimethamine; WHO ICTRP = World Health Organisation International Clinical Trials Registry Platform

Figure 2

A. Binary Birth Outcomes



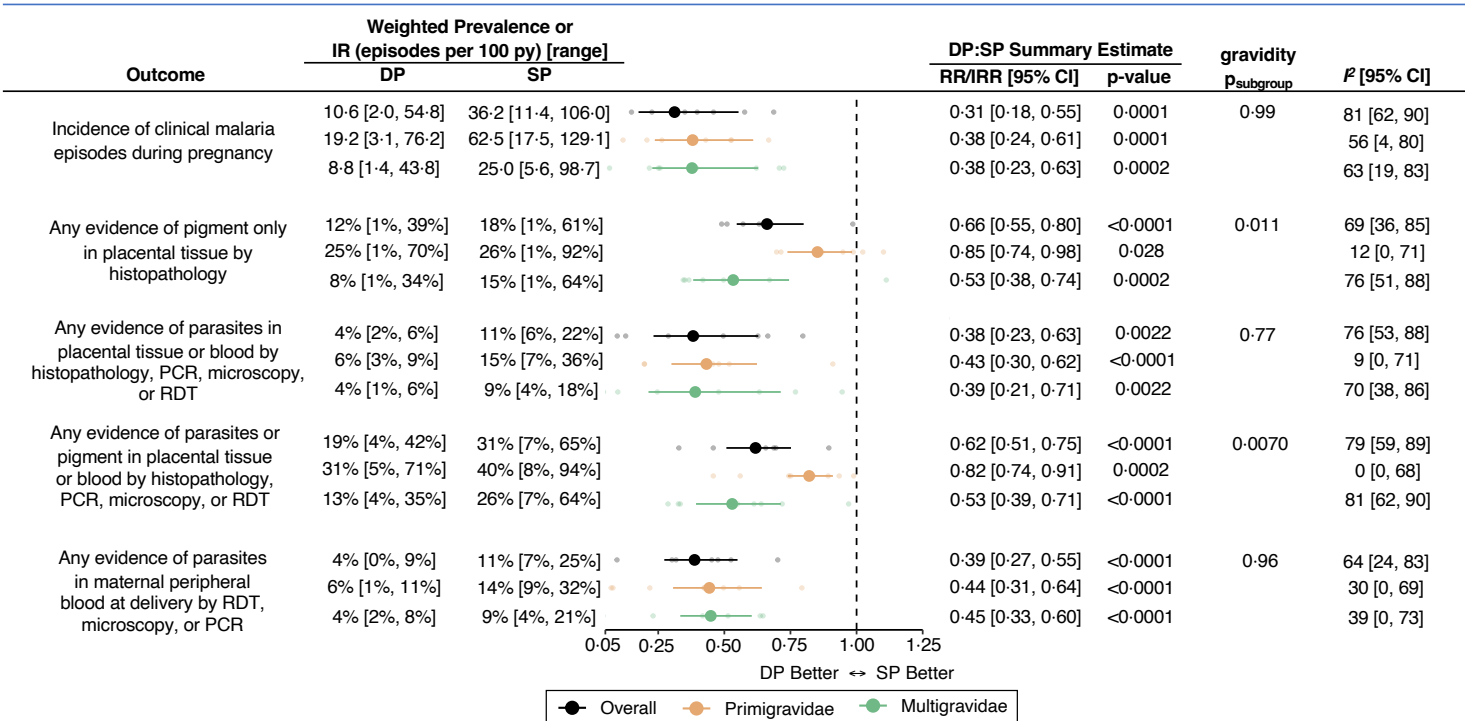
B. Continuous Live Birth Outcomes



Abbreviations: CI=confidence interval; DP=dihydroartemisinin-piperazine; MD=mean difference; RR=relative risk ratio; SP=sulfadoxine-pyrimethamine

Figure 3

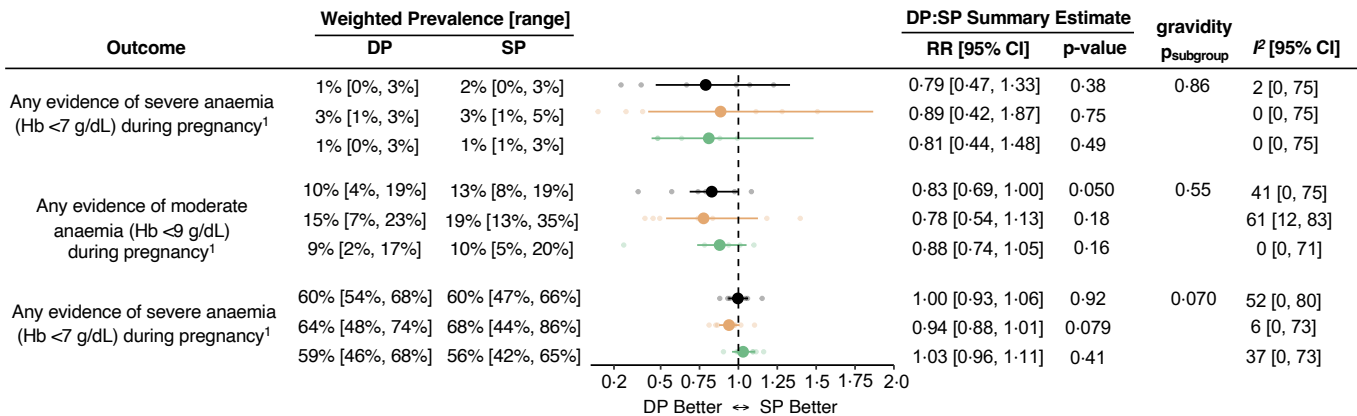
Malaria Outcomes



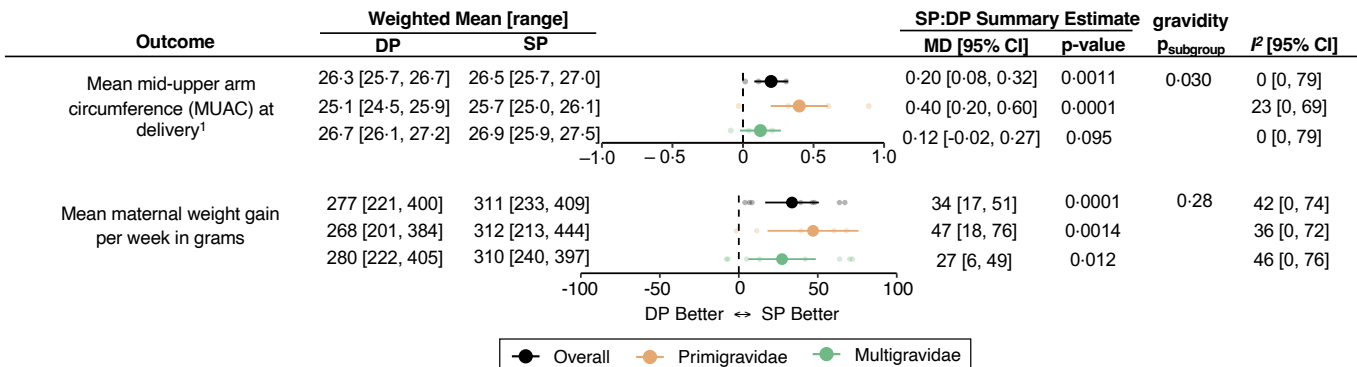
Abbreviations: CI=confidence interval; DP=dihydroartemisinin-piperaquine; IR=incidence rate; IRR=incidence rate ratio; PCR=polymerase chain reaction; py=person-year; RDT=rapid diagnostic test; RR=relative risk ratio; SP=sulfadoxine-pyrimethamine

Figure 4

A. Maternal Binary Outcomes



B. Maternal Continuous Outcomes

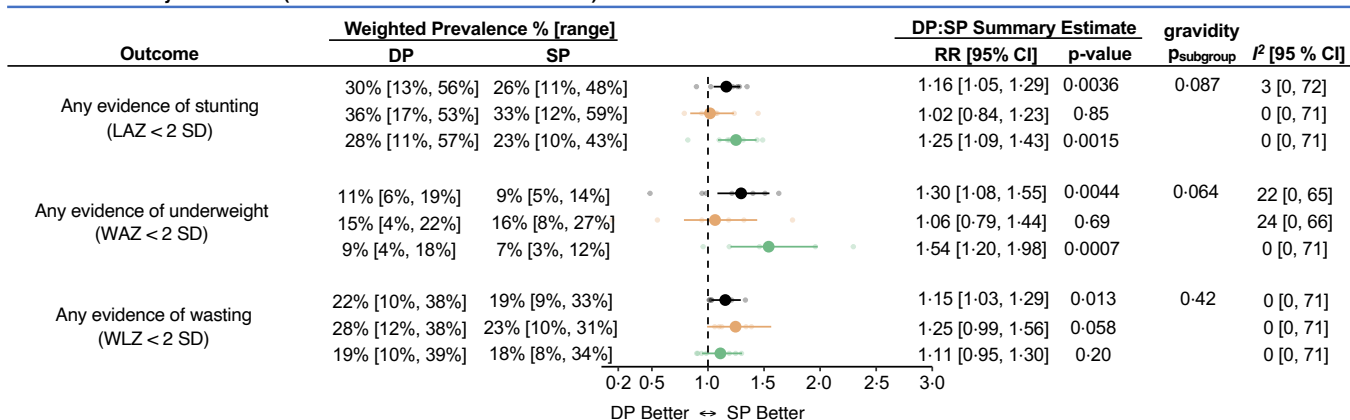


Abbreviations: CI=confidence interval; DP=dihydroartemisinin-piperazine; Hb=haemoglobin; MD=mean difference; MUAC=mid-upper arm circumference; RR=relative risk ratio; SP=sulfadoxine-pyrimethamine

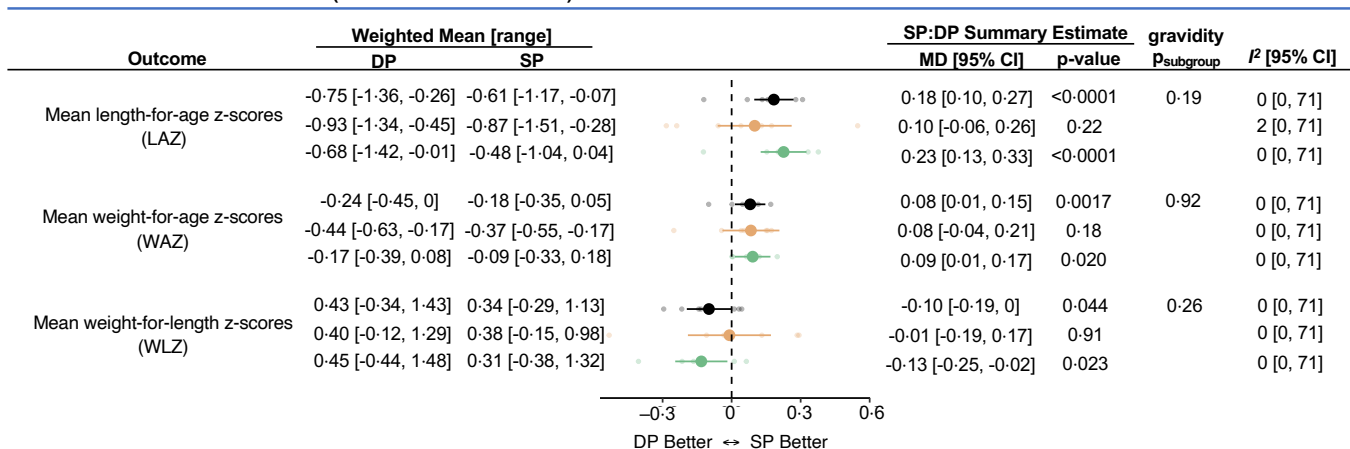
¹ Maternal anaemia summary estimates derived from seven of eight studies (except the Gutman unpublished study which only had haemoglobin measurements at delivery); Maternal MUAC summary estimates derived from five of eight studies (except the Kakuru 2016; Kajubi 2019; and Mlugu 2021 studies)

Figure 5

A. Infant Binary Outcomes (from birth to two months of life¹)



B. Infant Continuous Outcomes (z-scores at two months¹)



● Overall ● Primigravidae ● Multigravidae

Abbreviations: CI=confidence interval; DP=dihydroartemisinin-piperazine; LAZ=length-for-age z-score; RR = relative risk ratio; SP=sulfadoxine-pyrimethamine; WAZ=weight-for-age z-score; WLZ=weight-for-length z-score

¹ Summary estimates derived from seven of eight studies (except the Mlugu 2021 study which did not collect infant follow-up data)