

1 **Title Page**

2 FARFOOD: A database of potential interactions between food compounds and drugs.

3

4 Ana María Nevado-Bulnes¹, Dixan Agustín Benítez², Guadalupe Cumplido-Laso², Jose
5 María Carvajal-González², Sonia Mulero-Navarro^{2,*}, Ángel-Carlos Román^{2,*}

6

7 ¹ Servicio Extremeño de Salud (SES), C/Charcón s/n, 10350 – Almaraz (Spain)

8 ² Departamento de Bioquímica y Biología Molecular y Genética, Universidad de
9 Extremadura. Avda de Elvas s/n, 06071 – Badajoz (Spain)

10

11 *Correspondence to acroman@unex.es, smmulero@unex.es

12

13 This paper was supported by the Spanish Ministry of Science through the projects
14 TED2021-130036B-I00 and PID2020-117467RB-I00 (to SMN and ACR), and
15 PID2021-126905NB-I00 and TED2021-130560B-I00 (to JMCG). The authors declared
16 no competing interests for this work.

17

18 Keywords: Food-Drug Interactions, in silico modeling, lisinopril, bupropion, allopurinol

19

20

21

22

23

24

25 **Summary**

26

27 Nutrition is a fundamental aspect in human life development, both from a socio-
28 economic and medical perspective. In recent years, new personalized approaches have
29 been added to the biochemical study of nutrients. These approaches consider both the
30 effect of foods on the body and the role of genes in metabolizing or digesting different
31 nutrients. Although drug-food interactions have been known for decades, there is a lack
32 of studies that address these processes in a comprehensive way, using structural and
33 computational biochemistry techniques. In this paper we develop a method to predict
34 potential interactions between foods and drugs based on the structural similarity
35 between food compounds and medications. Our results have produced a database and an
36 app to consult potential interactions between drugs and foods that we have called
37 FARFOOD. Additionally, we validated two of these potential interactions with widely
38 used drugs (lisinopril and bupropion) through structural docking between the ligand
39 protein and the food compounds that are structurally similar to the drug. Moreover,
40 patient surveys are used in the lisinopril and bupropion cases in addition to allopurinol
41 to assess the possible effects of the potentially interacting foods on the symptoms of the
42 conditions for which the medication is prescribed. In summary, this manuscript presents
43 an interesting computational resource for predictive food-drug interaction analysis.

44

45 **Introduction**

46

47 Food-drug interactions are a crucial yet often underappreciated aspect of patient
48 care and therapeutic efficacy. The ingestion of certain foods can significantly alter the
49 pharmacokinetics and pharmacodynamics of drugs, impacting their absorption,
50 metabolism, and overall effectiveness (Genser, 2008; Z. Hu et al., 2005; Won et al.,
51 2012). These interactions may lead to reduced therapeutic effects or, conversely, to
52 toxicity, making it essential for healthcare providers and patients to understand the role
53 diet plays in the success or failure of drug regimens (Chen et al., 2012; Koziolok et al.,
54 2019; Won et al., 2012). With the rise of personalized medicine, understanding food-
55 drug interactions is more important than ever, as individual genetic variations can
56 influence how drugs and food components interact within the body (Roy et al., 2022;
57 Wei et al., 2024). Despite the well-documented impact of food-drug interactions on
58 clinical outcomes, systematic research and data collection in this area are limited. Most
59 current guidelines focus on well-known interactions (Bailey & Dresser, 2004; Hukkinen
60 et al., 1995; Mertens-Talcott et al., 2006; Seden et al., 2012; Sica, 2006), but there are
61 many unexplored interactions that could affect patient safety and drug efficacy,
62 especially in populations consuming diverse diets.

63

64 This complexity of food-drug interactions is attributed to various factors,
65 including the biochemical properties of both drugs and food compounds. For instance,
66 foods containing high levels of specific nutrients, such as calcium or certain fibers, can
67 inhibit the absorption of certain medications (Aznar-Lou et al., 2019; Deng et al., 2017;
68 Neuvonen, 1976; Stielow et al., 2023), while others, like those containing grapefruit
69 compounds, can potentiate drug effects by inhibiting cytochrome P450 enzymes

70 (Mertens-Talcott et al., 2006; Seden et al., 2012). A potential manner for detecting
71 food-drug interactions is based on structural similarity between food compounds and
72 drugs, as it has been done with drug-drug interactions (Takeda et al., 2017; Vilar et al.,
73 2012). Structural similarity implies that certain bioactive compounds in foods may share
74 similar chemical structures with drug molecules, potentially leading them to bind to the
75 same target sites in the body. This structural resemblance can result in competition for
76 binding sites, altering the pharmacokinetics or pharmacodynamics of drugs.
77 Understanding these structural relationships is increasingly important for creating
78 dietary guidelines tailored to individual pharmacological needs, especially as dietary
79 diversity and self-medication continue to rise globally.

80

81 Structural similarity-based predictions provide a unique perspective for
82 analyzing interactions that might not be evident through traditional pharmacokinetic
83 studies alone. Computational approaches such as molecular docking (Agu et al., 2023),
84 quantitative structure-activity relationship (QSAR) modeling (Zaki et al., 2021), and
85 machine learning (Roy et al., 2022) can be applied to screen food compounds against
86 drug targets. For example, certain polyphenols in fruits and vegetables have structural
87 motifs resembling common pharmacophores in drug molecules, allowing them to
88 interact with cytochrome P450 enzymes, potentially inhibiting or inducing drug
89 metabolism (Kimura et al., 2010). Such findings remark the need for systematic
90 screening of food compounds using computational models, which could help predict
91 and ultimately prevent adverse interactions. This highlights the potential of using
92 structural similarity as a predictive tool in food-drug interaction research, where
93 identifying molecular similarities between food and drug compounds can lead to
94 proactive dietary or medicament doses recommendations.

95

96 The main aim of this manuscript is to develop a comprehensive computational
97 resource for potential interactions between drugs and food compounds based on
98 structural similarity. Other recent approaches have used gene expression and other
99 sources for the development of similar databases (Lacruz-Pleguezuelos et al., 2023). We
100 considered as hypothesis that if two molecules have a very similar structure, then they
101 might interact with the same protein targets. We validated some of these interactions
102 using (i) *in silico* docking experiments that showed how both the drug and the food
103 compound can bind to the same protein region and (ii) patient surveys in which we
104 correlate disease parameters with the consumption of foods that contain the potentially
105 interacting compound.

106

107

108 **Materials and Methods**

109

110 **Input food compound and drug data**

111 For food-related data, we utilized version 1.0 of FooDB (www.foodb.ca) , a
112 comprehensive, publicly funded database supported by the Canadian Institutes of
113 Health. FooDB provides extensive information on the biology and chemistry of food
114 components, including macronutrients, micronutrients, and attributes like color, aroma,
115 flavor, and texture. Each food component entry includes over 100 fields covering
116 nomenclature, structural and physicochemical properties, food sources, concentrations,
117 physiological effects, and potential health impacts (Sanchez-Ruiz & Colmenarejo,
118 2021). For our structural similarity analysis, we used only the structural data (compound
119 ID and SMILES format), while food source and concentration data were applied in later
120 analyses and for the app development. For drug information, we employed version 15 of
121 ChEMBL (www.ebi.ac.uk/chembl), a manually curated database of bioactive
122 molecules maintained by the European Bioinformatics Institute (Gaulton et al., 2011).
123 ChEMBL includes structural data as well as physicochemical and pharmacological
124 properties for each molecule, such as molecular weight, Lipinski parameters, ADME
125 properties, and molecular targets. We filtered ChEMBL entries to include only
126 molecules approved or in late-stage studies, narrowing the dataset from over two
127 million entries to approximately 10,000 compounds. For subsequent analyses and the
128 app, we included each drug's generic name and physicochemical and pharmacological
129 characteristics.

130

131 **Structural comparison between food compounds and drugs**

132 To identify potential interactions between food compounds and drugs, we
133 conducted a structural similarity analysis between each food compound and drug. This
134 one-to-one comparison across over 70,000 food compounds and more than 10,000
135 drugs results in over 700 million possible pairwise comparisons. Due to the scale, these
136 comparisons were automated using a computational algorithm to process, compare, and
137 analyze each compound-drug pair. To facilitate this process, we developed a PERL
138 script that utilizes an external software tool, Open Babel (www.openbabel.org)
139 (O'Boyle et al., 2011), to generate a list of food compound/drug pairs with structural
140 similarity above a defined threshold. For similarity measurement, we employed the
141 Tanimoto index (Tanimoto, 1958), a widely-used metric in cheminformatics based on
142 molecular fingerprints—a binary encoding of the molecular structure (Willett et al.,
143 1986). Each fingerprint represents the presence or absence of specific substructures
144 within a molecule using binary bits. By setting a threshold, we identified molecule pairs
145 that met or exceeded this similarity score, with higher threshold values indicating
146 greater structural similarity.

147

148 **Design of FARFOOD database and app**

149 The molecule pairs with Tanimoto index > 0.7 were selected, and the
150 information obtained from the FooDB and ChEMBL databases was stored as data
151 tables in MATLAB. To generalize and simplify access to the FARFOOD database, we
152 developed a cross-platform app using MATLAB's Application Designer. The app is
153 compatible with Windows, Linux, and macOS, though it requires users to install the
154 free MATLAB Runtime environment. The app is distributed as an executable file that
155 can be downloaded from <http://www.github.com/acroman>. The FARFOOD app
156 provides access to the database information, allowing users to explore drug-food

157 compound interactions, as well as detailed data from ChEMBL and FooDB. The app's
158 interface prioritizes simplicity, featuring a search bar at the top, a dropdown menu to
159 select either "ChEMBL ID" or "ChEMBL name," and a search button for easy
160 querying. The app is centered around drugs, enabling users to quickly identify potential
161 food interactions for any drug of interest. To enrich the interaction data, the app links
162 interaction results with additional details on compounds, including the foods containing
163 each compound and their concentrations. This information is shown in a lower app
164 window when the user clicks on a compound, enabling a comprehensive view of food
165 sources and concentrations for each compound involved in a drug interaction.

166

167 **Molecular docking**

168 To validate potential interactions between structurally similar food compounds
169 and drugs, we employed a molecular docking approach (Shoichet, 2004). Docking
170 analyses require the structure of the target protein and the potential ligand as input,
171 producing one or more bound conformations of the ligand-protein complex as output.
172 We selected the target protein for each drug as identified in the FARFOOD database,
173 which draws on ChEMBL for target information. PDB files for each protein were
174 downloaded from the Protein Data Bank (Berman et al., 2000). For ligands, we used
175 both the drug (as a positive control) and the structurally similar food compound. Drug
176 structures were obtained from ChEMBL, while food compound structures were
177 retrieved from FooDB and converted from SMILES to PDB format using Open Babel.
178 Docking was performed using DockThor (<https://www.dockthor.lncc.br/v2/>) (Guedes et
179 al., 2024), a public server supporting interactive docking. Default conditions, including
180 blind docking, were applied to ensure comprehensive exploration of binding sites.

181

182 **Patient surveys**

183 Patients with specific drug prescription from the regional healthcare area of
184 Almaraz were contacted by phone. They were asked for their habits of food
185 consumption (using foods that contain potentially interacting compounds as well as
186 other –control- types of food). These results were normalized using the following scale:
187 0-never; 1-sporadically, once in months; 2- at least once per week; 3-daily consumption.
188 In addition, they were asked for specific symptoms or characteristics about the diseases
189 related to the prescription. A minimum of 20 patients were asked for each drug
190 analyzed, and the demographic data (age and sex) can be consulted in Table 1. The
191 study protocol was reviewed by the Ethics Board of the University of Extremadura, and
192 approved with the reference number 167/2023.

193

194

195

196 **Results**

197

198 **Design of a database of potential interactions between drug and food compounds**
199 **using structural similarity**

200 First we designed a workflow that detected potential interactions between drug
201 and food compounds based on the structural similarity of each molecule (Figure 1A).
202 Specifically, we compared the structure of each drug present in ChEMBL database
203 (N=10,650) with each food compound present in FooDB database (N=70,477). We
204 retrieved the pairwise relations that presented a Tanimoto Index equal or above 0.7,
205 resulting in 657,219 potential interactions between drugs and food compounds. We
206 compiled specific information from both databases in a MATLAB application that can
207 be freely used (Figure 1B). With this application, a user can search for a specific drug,
208 and the database will return the specific compounds with structural similarity (Tanimoto
209 Index equal or above 0.7), the food in which this compound has been detected and its
210 relative concentration, if known. As expected, the number of drugs that present potential
211 interactions with food compounds decreases if we increase the Tanimoto Index
212 threshold (Figure 1C). More than 2,500 drugs in the ChEMBL database present
213 structural similarities with a Tanimoto Index threshold of 0.7, while more than 1,000
214 drugs still present structural similarities with a threshold of 0.9. The specificity of the
215 potential interactions that were predicted is supported because most of the drugs
216 presented only 1-5 interactions with compounds (Figure 1D). This data showed that a
217 relevant number of known drugs presented structural similarity to food compounds and
218 their specificity suggested that they might become candidates for a source of food-drug
219 interactions.

220

221 **Study of the pharmacological and chemical properties of candidate drugs**

222 We explored further the drugs that presented structural similarity with food
223 compounds, using some of their pharmacological and chemical properties that were
224 contained in ChEMBL database. The majority (56%) of these drugs were synthetic
225 small molecules, while 35% of them were from natural origin, a property that could be
226 linked to their similarity to natural food compounds (Figure 2A). The structure of these
227 drugs mainly presented single stereoisomerism (47%), with a representative percentage
228 (27%) being achiral molecules (Figure 2B). As this study focused in the detection of
229 potential interactions between drugs and food compounds, it was very relevant for us to
230 assess the percentage of these drugs that are orally administered, as they might directly
231 interact with the food compounds. We observed that 12% of the drugs that presented
232 structural similarity with food compounds were orally administered (Figure 2C). In
233 addition, one of the main classic methods to determine the potential oral bioavailability
234 of a drug is the Rule of Lipinski or Rule of 5, that characterize the pharmacokinetic
235 properties of a drug. In this case, 62% of the drugs with potential food interactions
236 fulfilled this Rule (Figure 2D). Finally, it was also interesting to assess the novelty of
237 these drugs, but a low percentage (1%) of them were the first-of-class drug on its area
238 (Figure 2E). This exploratory study confirms that several drug candidates can physically
239 share the space with food compounds, leading to a more severe interaction in the
240 digestive system.

241

242 **Study case of lisinopril and its potential interaction with cyclospore A.**

243 Lisinopril is a peptidyl dipeptidase inhibitor classified under ACE inhibitors
244 (angiotensin-converting enzyme inhibitors) (Chase & Sutton, 1989; Lancaster & Todd,
245 1988). It functions by competitively inhibiting the ACE enzyme, which catalyzes the

246 conversion of angiotensin I to the vasoconstrictor peptide angiotensin II. Angiotensin II
247 also stimulates aldosterone secretion by the adrenal cortex. Inhibiting ACE reduces
248 angiotensin II levels, leading to decreased vasopressor activity and reduced aldosterone
249 secretion, which may increase serum potassium levels. Through this mechanism,
250 lisinopril acts as a potent vasodilator for both veins and arteries, producing prolonged
251 hypotensive effects. Lisinopril is primarily indicated for hypertension, offering
252 advantages over other antihypertensives as it does not interfere with carbohydrate, lipid,
253 or uric acid metabolism. Additionally, it is used to treat conditions such as heart failure,
254 acute myocardial infarction, and diabetic nephropathy. A common side effect is a
255 persistent dry cough, which may lead some patients to discontinue treatment (Y. Hu et
256 al., 2023). According to DrugStats, lisinopril was the fourth most prescribed drug in the
257 United States in 2020, with 88,597,017 prescriptions for 19,816,361 patients.

258

259 In terms of potential food-drug interactions, the FARFOOD database estimated
260 its structural similarity with cyclosquamosin A (Figure 3A, top). Cyclosquamosin A is a
261 compound found in tropical fruits such as cherimoya (Yang et al., 2008). Interestingly,
262 other compounds from its same family showed vasorelaxant and anti-inflammatory
263 activities (Morita et al., 2006; Yang et al., 2008). Since the molecular target of lisinopril
264 (ACE) is known, we performed docking analyses to examine whether cyclosquamosin
265 A binds to the same site. It is shown that both compounds have affinity for the same
266 binding region on ACE (Figure 3A, middle). A closer look at the binding pocket (Figure
267 3A, bottom) reveals that both compounds occupy the same pocket on ACE, with
268 cyclosquamosin A forming even more interactions. This supports the possibility of an
269 interaction between the two molecules. In order to confirm this, we studied if the
270 consumption of tropical fruits (with content of cyclosquamosin A) in lisinopril patients

271 was associated to the presence of past myocardial infarctions (Figure 3B, top). We
272 statistically observed that the consumption of tropical fruits was associated to the
273 absence of myocardial infarctions, while this association was not observed in the case of
274 other fruit consumption (Figure 3B, bottom). This result supports the idea of a potential
275 interaction between cyclosquamosin A and lisinopril.

276

277 **Study case of bupropion and its potential interaction with hydroxybupropion.**

278 Bupropion is classified under the therapeutic category of other antidepressants
279 and is primarily indicated for major depressive episodes (Dhillon et al., 2008; Patel et
280 al., 2016). Its mechanism of action involves the selective inhibition of catecholamine
281 reuptake, specifically norepinephrine and dopamine, with minimal effect on serotonin
282 reuptake and no inhibition of monoamine oxidase (Stahl et al., 2004). This selective
283 inhibition leads to an increase in neurotransmitters within the synaptic cleft, which is
284 associated with improved mood and a sense of well-being. Bupropion is also approved
285 as a smoking cessation aid for patients with nicotine dependence, although the exact
286 mechanism for this effect is not fully understood . It is believed to involve
287 noradrenergic and/or dopaminergic pathways (Simon et al., 2004). According to
288 DrugStats, bupropion was the 18th most prescribed medication in the United States in
289 2020, with 28,889,368 prescriptions for 5,801,282 patients.

290

291 Structural similarity analysis revealed that only hydroxybupropion, a metabolite
292 of bupropion (Connam et al., 2016), shares a significant structural resemblance with
293 bupropion itself (Tanimoto index = 0.875; Figure 4A, top). Following FooDB,
294 hydroxybupropion has been detected, although not quantified, in various foods such as
295 black gram beans (*Vigna mungo*), chicory leaves (*Cichorium intybus var. foliosum*), red

296 currants (*Ribes rubrum*), and European chestnuts (*Castanea sativa*). Given that the
297 molecular target of bupropion is known (the dopamine transporter, DAT) (Nemeroff &
298 Owens, 2009), a docking analysis was conducted to assess whether hydroxybupropion
299 binds to the same region on DAT using the DockThor server. As shown in figure 4A
300 (middle), both compounds bound to the same region of DAT, supporting the hypothesis
301 that hydroxybupropion may interfere with the effect of bupropion if consumed through
302 foods containing this metabolite. A closer examination of the binding site (Figure 4A,
303 bottom) illustrates the significant overlap in the binding positions of both molecules,
304 further supporting the potential for interaction. Previous works suggested that
305 hydroxybupropion can also reduce depression (Damaj et al., 2004), so we studied if the
306 patterns in hydroxybupropion-containing food consumption can interact with
307 parameters related to bupropion prescription. In this case, we observed that the
308 consumption of chestnuts (food that contains hydroxybupropion) is statistically
309 associated to mild instead of severe depression in the bupropion patients (Figure 4B,
310 top). In the case of a control food that does not contain hydroxybupropion, as milk, we
311 did not observe the same trend (Figure 4B, bottom). As in with lisinopril, this survey
312 data points to an interaction between the drug and the food compound, or in this case
313 bupropion and chestnut consumption.

314

315 **Study case of allopurinol and its potential interaction with oxypurinol.**

316 Allopurinol is classified as a uric acid production inhibitor, working primarily by
317 inhibiting xanthine oxidase (Gibson et al., 1982; Seth et al., 2014). This enzyme is
318 responsible for converting hypoxanthine to xanthine and xanthine to uric acid. By
319 blocking this pathway, allopurinol reduces uric acid levels both in plasma and urine
320 (Gibson et al., 1982; Seth et al., 2014). Due to this mechanism, allopurinol is indicated

321 for treating clinical manifestations associated with uric acid deposition, such as gouty
322 arthritis, cutaneous tophi, and kidney complications involving urate crystal deposits or
323 kidney stones. Gout, often the primary manifestation of uric acid buildup, can be
324 aggravated by lifestyle and dietary factors. Foods high in purines, such as red meat and
325 seafood, as well as fructose-rich fruits and vegetables, exacerbate the condition (Choi et
326 al., 2004). Conversely, certain foods may alleviate gout symptoms; for example,
327 cherries have been shown to be associated with lower uric acid levels and reduced gout
328 attacks (Zhang et al., 2012). Cherries contain anthocyanins, antioxidants that help
329 decrease inflammation. According to DrugStats, allopurinol was the 42nd most
330 prescribed medication in the United States in 2020, with 36,600,871 prescriptions for
331 3,606,249 patients, moving up one rank from 2019.

332

333 A structurally similar compound, oxypurinol (Tanimoto index = 0.88), was
334 identified as present at high concentrations in beer (Ka et al., 2006). Previous studies
335 have shown how oxypurinol and allopurinol share xanthine oxidase as protein target
336 (Sekine et al., 2023). Interestingly, they suggested that the mechanism of inhibition
337 could be different in both compounds. This led us to investigate whether beer
338 consumption, with its higher concentration of oxypurinol, might impact patients in the
339 patients who were prescribed allopurinol. We assessed beer consumption and gout/uric
340 acid-related symptoms to determine any correlation. Beer consumption was clearly
341 associated with gout symptoms, particularly in terms of the number of affected joints
342 and the duration of gout attacks, while the frequency of attacks was less significantly
343 correlated (Figure 5A). Patients were also surveyed regarding their consumption of
344 other foods, including red meat. Interestingly, the only significant correlation with red
345 meat consumption was the frequency of gout attacks—the variable less associated with

346 beer consumption (Figure 5B). This data suggests that the consumption of beer is
347 affecting gout symptoms through a different way as the consumption of red meat,
348 pointing to the possible effect of the presence of oxypurinol and its interaction with
349 allopurinol.

350

351

352 **Discussion**

353

354 In this paper, we developed a novel database with potential interactions between
355 drugs and food compounds. Our hypothesis is grounded in the principle that a drug's
356 effect results from its interaction with one or more specific molecular targets, typically
357 proteins, which are activated or inhibited by the drug, either through direct binding or
358 competition with other ligands. The pharmacological response observed arises from this
359 alteration in protein activity, as described in Goodman and Gilman's Manual of
360 Pharmacology and Therapeutics (Goodman and Gilman 2011), where it is noted that the
361 effects of most drugs are mediated through their interactions with macromolecular
362 components of the body. While our hypothesis is theoretically sound and supported by
363 existing pharmacological frameworks (Shoichet, 2004), there are still potential
364 limitations in our analysis that could lead to false positives within the FARFOOD
365 database predictions.

366

367 One major limitation concerns the bioavailability of food compounds at the
368 target site. Many ingested food compounds undergo extensive metabolism in the
369 digestive tract and may be transformed before reaching the bloodstream or may be
370 entirely excreted, thus never reaching the intended target cells. A solution to this
371 limitation could involve verifying whether the predicted food compounds are indeed
372 present in human plasma. The Human Metabolome Project (Wishart et al., 2022) is a
373 valuable resource, containing data on over 35,000 metabolites detected in blood, and
374 could serve as an experimental filter to validate the presence of specific compounds in
375 circulation. By cross-referencing FARFOOD predictions with experimentally detected

376 metabolites, we could enhance the reliability of our predictions, focusing on interactions
377 with compounds confirmed in the bloodstream.

378

379 Another consideration is whether our selected Tanimoto index threshold (≥ 0.7)
380 is restrictive enough to minimize false positives. While a higher Tanimoto index implies
381 greater structural similarity and then a higher likelihood of interaction, it is crucial to
382 balance sensitivity with specificity. To address this, the Tanimoto index is clearly
383 displayed in the app interface, providing users with transparency regarding the
384 interaction likelihood. Furthermore, the molecular docking analyses of lisinopril and
385 bupropion to evaluate the binding affinity between the drug and its receptor in
386 comparison with structurally similar food compounds showed a positive result. Docking
387 studies, which are well-validated across numerous publications (Sousa et al., 2006;
388 Trott & Olson, 2010), suggest that our computational predictions can reflect
389 experimentally observed binding behaviors. Nonetheless, experimental validation
390 remains necessary, and it could include *in vitro* assays where recombinant target
391 proteins are incubated with mixtures of the drug and food compound to determine
392 kinetic parameters and binding affinities. Since macromolecular targets are often
393 located on cell surfaces or within specific intracellular compartments, *in vitro* testing
394 would provide a precise measure of how food compounds influence the
395 pharmacodynamics of drugs at the cellular level.

396

397 Moreover, our dietary habit surveys and symptom tracking for patients taking
398 specific medications also support the existence of interactions between drugs (lisinopril,
399 bupropion and allopurinol) and structurally similar food compounds. The survey
400 findings align with our computational predictions and provide real-world evidence of

401 these interactions, but it remains unclear the effect (agonist or antagonist) of the food
402 compound with the drug. In two examples (lisinopril and bupropion), the consumption
403 of the structurally similar food compounds correlated with positive clinical measures of
404 the patients, while in the other example (allopurinol), the consumption of the food was
405 associated to a negative impact in the disease.

406

407 Additionally, a promising line for future work involves developing a Polygenic
408 Risk Score (PRS)-like approach (Kachuri et al., 2023; Kullo et al., 2022) tailored to
409 food-drug interactions. By focusing on the target proteins listed in FARFOOD, we
410 could identify and map the genes encoding these proteins, as genetic variations
411 impacting these targets would likely alter the efficacy of drugs and the action of
412 structurally similar food compounds. If we extend this analysis to food items containing
413 multiple bioactive compounds, we could construct a PRS-like method specifically for
414 food-related interactions. This approach would allow us to identify individuals with a
415 high risk for a particular food, indicating a potential predisposition to altered drug
416 responses when consuming that food. In summary, our study highlights the potential of
417 FARFOOD as a predictive tool for identifying food-drug interactions, though further
418 validation and refinement of these predictive methods are essential for achieving
419 clinically relevant outcomes.

420

421

422 **Study Highlights**

423

424 ***What is the current knowledge on the topic?***

425 Food-Drug Interactions is a relevant and well-studied field in Pharmacology.

426 Nevertheless, these interactions are detected in a case-by-case manner, leading to

427 multiple undetected interactions with mild consequences in pharmacokinetics.

428 ***What question did this study address?***

429 This study uses structural similarity between compounds as a method to predict

430 potential interactions due to similar protein binding. Using a drug-wide and food-wide

431 system, we predict multiple potential interactions between drugs and food compounds.

432 ***What does this study add to our knowledge?***

433 The main result of this study is a database/application that contains the similarities (and

434 therefore the potential interactions) between drugs and food compounds; in addition, we

435 validate three of these predictions using *in silico* docking as well as patient surveys.

436 ***How might this change clinical pharmacology or translational science?***

437 These results can lead to a deeper analysis of specific drug/food compounds in order to

438 validate additional interactions, and then to novel nutritional recommendations for

439 medicated patients.

440

441

442 **Author Contributions**

443

444 A.C.R. wrote the manuscript; A.C.R. and S.M.N. designed the research; A.M.N.B.

445 performed the research; A.M.N.B., G.C.L., D.A.B and J.M.C.G. analyzed the data;

446

447

448

449 **Acknowledgements**

450

451 This paper was supported by the Spanish Ministry of Science through the
452 projects TED2021-130036B-I00 and PID2020-117467RB-I00 (to SMN and
453 ACR), and PID2021-126905NB-I00 and TED2021-130560B-I00 (to JMCG).

454

455 **References**

456

- 457 Agu, P. C., Afiukwa, C. A., Orji, O. U., Ezeh, E. M., Ofoke, I. H., Ogbu, C. O.,
458 Ugwuja, E. I., & Aja, P. M. (2023). Molecular docking as a tool for the discovery
459 of molecular targets of nutraceuticals in diseases management. *Scientific Reports*
460 *2023 13:1*, 13(1), 1–18. <https://doi.org/10.1038/s41598-023-40160-2>
- 461 Aznar-Lou, I., Carbonell-Duacastella, C., Rodriguez, A., Mera, I., & Rubio-Valera, M.
462 (2019). Prevalence of Medication-Dietary Supplement Combined Use and
463 Associated Factors. *Nutrients*, *11*(10), 2466. <https://doi.org/10.3390/NU11102466>
- 464 Bailey, D. G., & Dresser, G. K. (2004). Interactions between grapefruit juice and
465 cardiovascular drugs. *Am J Cardiovasc Drugs*, *4*(5), 281–297.
466 <https://doi.org/10.2165/00129784-200404050-00002>
- 467 Berman, H. M., Westbrook, J., Feng, Z., Gilliland, G., Bhat, T. N., Weissig, H.,
468 Shindyalov, I. N., & Bourne, P. E. (2000). The Protein Data Bank. *Nucleic Acids*
469 *Research*, *28*(1), 235–242. <https://doi.org/10.1093/NAR/28.1.235>
- 470 Chase, S. L., & Sutton, J. D. (1989). Lisinopril: A New Angiotensin Converting
471 Enzyme Inhibitor. *Pharmacotherapy: The Journal of Human Pharmacology and*
472 *Drug Therapy*, *9*(3), 120–128. <https://doi.org/10.1002/j.1875-9114.1989.tb04117.x>
- 473 Chen, X.-W., Sneed, K. B., Pan, S.-Y., Cao, C., Kanwar, J. R., Chew, H., & Zhou, S.-F.
474 (2012). Herb-drug interactions and mechanistic and clinical considerations.
475 *Current Drug Metabolism*, *13*(5), 640–651.
476 <https://doi.org/10.2174/1389200211209050640>
- 477 Choi, H. K., Atkinson, K., Karlson, E. W., Willett, W., & Curhan, G. (2004). Purine-
478 Rich Foods, Dairy and Protein Intake, and the Risk of Gout in Men. *New England*
479 *Journal of Medicine*, *350*(11), 1093–1103. <https://doi.org/10.1056/nejmoa035700>
- 480 Connarn, J. N., Luo, R., Windak, J., Zhang, X., Babiskin, A., Kelly, M., Harrington, G.,
481 Ellingrod, V. L., Kamali, M., McInnis, M., & Sun, D. (2016). Identification of
482 non-reported bupropion metabolites in human plasma. *Biopharmaceutics & Drug*
483 *Disposition*, *37*(9), 550–560. <https://doi.org/10.1002/BDD.2046>
- 484 Damaj, M. I., Carroll, F. I., Eaton, J. B., Navarro, H. A., Blough, B. E., Mirza, S.,
485 Lukas, R. J., & Martin, B. R. (2004). Enantioselective effects of hydroxy
486 metabolites of bupropion on behavior and on function of monoamine transporters
487 and nicotinic receptors. *Molecular Pharmacology*, *66*(3), 675–682.
488 <https://doi.org/10.1124/MOL.104.001313>
- 489 Deng, J., Zhu, X., Chen, Z., Fan, C. H., Kwan, H. S., Wong, C. H., Shek, K. Y., Zuo,
490 Z., & Lam, T. N. (2017). A Review of Food–Drug Interactions on Oral Drug
491 Absorption. *Drugs 2017 77:17*, *77*(17), 1833–1855.
492 <https://doi.org/10.1007/S40265-017-0832-Z>
- 493 Dhillon, S., Yang, L. P. H., & Curran, M. P. (2008). Bupropion: a review of its use in
494 the management of major depressive disorder. *Drugs*, *68*(5), 653–689.
495 <https://doi.org/10.2165/00003495-200868050-00011>
- 496 Gaulton, A., Bellis, L. J., Bento, A. P., Chambers, J., Davies, M., Hersey, A., Light, Y.,
497 McGlinchey, S., Michalovich, D., Al-Lazikani, B., & Overington, J. P. (2011).
498 ChEMBL: a large-scale bioactivity database for drug discovery. *Nucleic Acids*
499 *Research*, *40*(Database issue), D1100. <https://doi.org/10.1093/NAR/GKR777>
- 500 Genser, D. (2008). Food and drug interaction: consequences for the nutrition/health
501 status. *Annals of Nutrition & Metabolism*, *52 Suppl 1*(SUPPL. 1), 29–32.
502 <https://doi.org/10.1159/000115345>

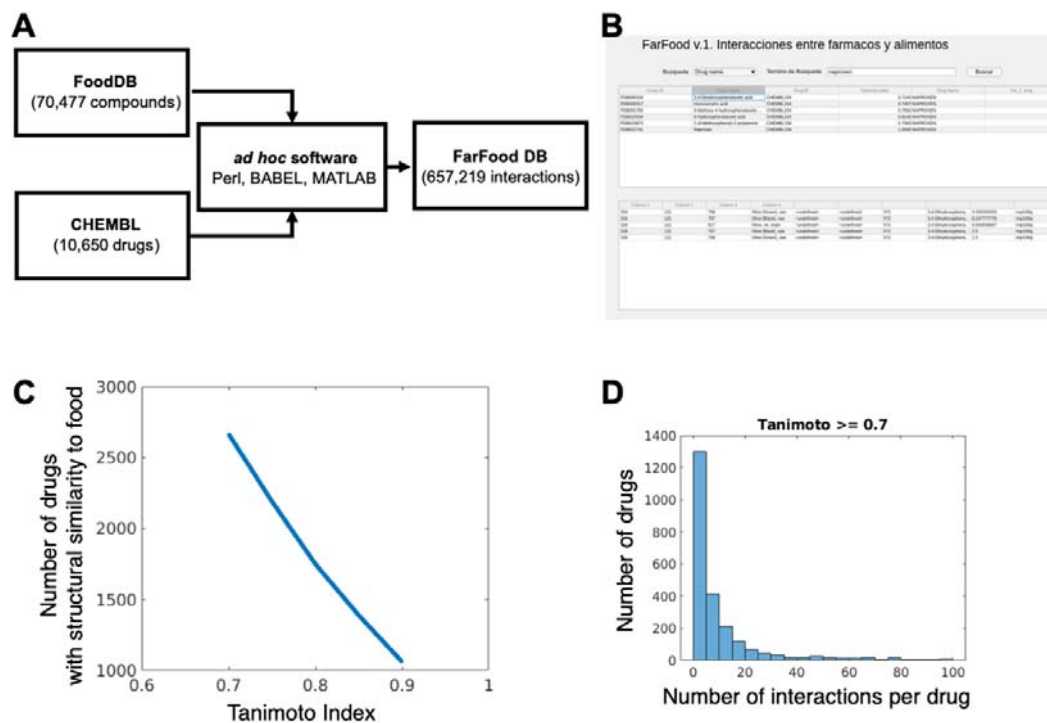
- 503 Gibson, T., Rodgers, V., Potter, C., & Simmonds, H. A. (1982). Allopurinol treatment
504 and its effect on renal function in gout: A controlled study. *Annals of the*
505 *Rheumatic Diseases*, 41(1), 59–65. <https://doi.org/10.1136/ARD.41.1.59>
506 *Goodman and Gilman's Manual of Pharmacology and Therapeutics, 2e |*
507 *AccessPharmacy | McGraw Hill Medical*. (n.d.). Retrieved November 14, 2024,
508 from <https://accesspharmacy.mhmedical.com/book.aspx?bookid=1810>
- 509 Guedes, I. A., Pereira da Silva, M. M., Galheigo, M., Krempser, E., de Magalhães, C.
510 S., Correa Barbosa, H. J., & Dardenne, L. E. (2024). DockThor-VS: A Free
511 Platform for Receptor-Ligand Virtual Screening. *Journal of Molecular Biology*,
512 436(17), 168548. <https://doi.org/10.1016/J.JMB.2024.168548>
- 513 Hu, Y., Liang, L., Liu, S., Kung, J. Y., & Banh, H. L. (2023). Angiotensin-converting
514 enzyme inhibitor induced cough compared with placebo, and other
515 antihypertensives: A systematic review, and network meta-analysis. *Journal of*
516 *Clinical Hypertension (Greenwich, Conn.)*, 25(8), 661–688.
517 <https://doi.org/10.1111/JCH.14695>
- 518 Hu, Z., Yang, X., Ho, P. C. L., Sui, Y. C., Heng, P. W. S., Chan, E., Duan, W., Hwee,
519 L. K., & Zhou, S. (2005). Herb-drug interactions: A literature review. *Drugs*,
520 65(9), 1239–1282. <https://doi.org/10.2165/00003495-200565090-00005>
- 521 Hukkinen, S. K., Varhe, A., Olkkola, K. T., & Neuvonen, P. J. (1995). Plasma
522 concentrations of triazolam are increased by concomitant ingestion of grapefruit
523 juice. *Clin Pharmacol Ther*, 58(2), 127–131. [https://doi.org/10.1016/0009-](https://doi.org/10.1016/0009-9236(95)90188-4)
524 [9236\(95\)90188-4](https://doi.org/10.1016/0009-9236(95)90188-4)
- 525 Ka, T., Moriwaki, Y., Inokuchi, T., Yamamoto, A., Takahashi, S., Tsutsumi, Z., &
526 Yamamoto, T. (2006). Effects of allopurinol on beer-induced increases in plasma
527 concentrations and urinary excretion of purine bases (uric acid, hypoxanthine, and
528 xanthine). *Hormone and Metabolic Research = Hormon- Und*
529 *Stoffwechselforschung = Hormones et Metabolisme*, 38(3), 188–192.
530 <https://doi.org/10.1055/S-2006-925429>
- 531 Kachuri, L., Chatterjee, N., Hirbo, J., Schaid, D. J., Martin, I., Kullo, I. J., Kenny, E. E.,
532 Pasaniuc, B., Auer, P. L., Conomos, M. P., Conti, D. V., Ding, Y., Wang, Y.,
533 Zhang, H., Zhang, Y., Witte, J. S., & Ge, T. (2023). Principles and methods for
534 transferring polygenic risk scores across global populations. *Nature Reviews*
535 *Genetics* 2023 25:1, 25(1), 8–25. <https://doi.org/10.1038/s41576-023-00637-2>
- 536 Kimura, Y., Ito, H., Ohnishi, R., & Hatano, T. (2010). Inhibitory effects of polyphenols
537 on human cytochrome P450 3A4 and 2C9 activity. *Food and Chemical*
538 *Toxicology*, 48(1), 429–435. <https://doi.org/10.1016/J.FCT.2009.10.041>
- 539 Koziolok, M., Alcaro, S., Augustijns, P., Basit, A. W., Grimm, M., Hens, B., Hoad, C.
540 L., Jedamzik, P., Madla, C. M., Maliepaard, M., Marciani, L., Maruca, A., Parrott,
541 N., Pávek, P., Porter, C. J. H., Reppas, C., van Riet-Nales, D., Rubbens, J.,
542 Statelova, M., ... Corsetti, M. (2019). The mechanisms of pharmacokinetic food-
543 drug interactions – A perspective from the UNGAP group. *European Journal of*
544 *Pharmaceutical Sciences*, 134, 31–59. <https://doi.org/10.1016/J.EJPS.2019.04.003>
- 545 Kullo, I. J., Lewis, C. M., Inouye, M., Martin, A. R., Ripatti, S., & Chatterjee, N.
546 (2022). Polygenic scores in biomedical research. *Nat. Rev. Genet.*, 23(9), 524–532.
547 <https://doi.org/10.1038/s41576-022-00470-z>
- 548 Lacruz-Pleguezuelos, B., Piette, O., Garranzo, M., Pérez-Serrano, D., Milešević, J.,
549 Espinosa-Salinas, I., de Molina, A. R., Laguna, T., & de Santa Pau, E. C. (2023).
550 FooDrugs: a comprehensive food–drug interactions database with text documents
551 and transcriptional data. *Database*, 2023.
552 <https://doi.org/10.1093/DATABASE/BAAD075>

- 553 Lancaster, S. G., & Todd, P. A. (1988). Lisinopril. A preliminary review of its
554 pharmacodynamic and pharmacokinetic properties, and therapeutic use in
555 hypertension and congestive heart failure. *Drugs*, 35(6), 646–669.
556 <https://doi.org/10.2165/00003495-198835060-00003>
- 557 Mertens-Talcott, S. U., Zadezensky, I., Castro, W. V. De, Derendorf, H., & Butterweck,
558 V. (2006). Grapefruit-drug interactions: can interactions with drugs be avoided. *J*
559 *Clin Pharmacol*, 46(12), 1390–1416. <https://doi.org/10.1177/0091270006294277>
- 560 Morita, H., Iizuka, T., Choo, C. Y., Chan, K. L., Takeya, K., & Kobayashi, J. (2006).
561 Vasorelaxant activity of cyclic peptide, cyclosquamosin B, from *Annona*
562 *squamosa*. *Bioorganic & Medicinal Chemistry Letters*, 16(17), 4609–4611.
563 <https://doi.org/10.1016/j.bmcl.2006.06.008>
- 564 Nemeroff, C. B., & Owens, M. J. (2009). The role of serotonin in the pathophysiology
565 of depression: As important as ever. *Clinical Chemistry*, 55(8), 1578–1579.
566 <https://doi.org/10.1373/clinchem.2009.123752>
- 567 Neuvonen, P. J. (1976). Interactions with the absorption of tetracyclines. *Drugs*, 11(1),
568 45–54. <https://doi.org/10.2165/00003495-197611010-00004>
- 569 O’Boyle, N. M., Banck, M., James, C. A., Morley, C., Vandermeersch, T., &
570 Hutchison, G. R. (2011). Open Babel: An Open chemical toolbox. *Journal of*
571 *Cheminformatics*, 3(10), 1–14. <https://doi.org/10.1186/1758-2946-3-33/TABLES/2>
- 572 Patel, K., Allen, S., Haque, M. N., Angelescu, I., Baumeister, D., & Tracy, D. K.
573 (2016). Bupropion: a systematic review and meta-analysis of effectiveness as an
574 antidepressant. *Therapeutic Advances in Psychopharmacology*, 6(2), 99.
575 <https://doi.org/10.1177/2045125316629071>
- 576 Roy, R., Marakkar, S., Vayalil, M. P., Shahanaz, A., Anil, A. P., Kunnathpeedikayil, S.,
577 Rawal, I., Shetty, K., Shameer, Z., Sathees, S., Prasannakumar, A. P., Mathew, O.
578 K., Subramanian, L. M., Shameer, K., & Yadav, K. K. (2022). Drug-food
579 Interactions in the Era of Molecular Big Data, Machine Intelligence, and
580 Personalized Health. *Recent Advances in Food, Nutrition & Agriculture*, 13(1),
581 27–50. <https://doi.org/10.2174/2212798412666220620104809>
- 582 Sanchez-Ruiz, A., & Colmenarejo, G. (2021). Updated Prediction of Aggregators and
583 Assay-Interfering Substructures in Food Compounds. *Journal of Agricultural and*
584 *Food Chemistry*, 69(50), 15184–15194.
585 <https://doi.org/10.1021/ACS.JAFC.1C05918>
- 586 Seden, K., Dickinson, L., Khoo, S., & Back, D. (2012). Grapefruit-Drug Interactions.
587 *Drugs 2010 70:18*, 70(18), 2373–2407. <https://doi.org/10.2165/11585250-000000000-00000>
- 589 Sekine, M., Okamoto, K., Pai, E. F., Nagata, K., Ichida, K., Hille, R., & Nishino, T.
590 (2023). Allopurinol and oxypurinol differ in their strength and mechanisms of
591 inhibition of xanthine oxidoreductase. *The Journal of Biological Chemistry*,
592 299(9), 105189. <https://doi.org/10.1016/j.jbc.2023.105189>
- 593 Seth, R., Kydd, A. S. R., Buchbinder, R., Bombardier, C., & Edwards, C. J. (2014).
594 Allopurinol for chronic gout. *The Cochrane Database of Systematic Reviews*,
595 2014(10), CD006077. <https://doi.org/10.1002/14651858.CD006077.PUB3>
- 596 Shoichet, B. K. (2004). Virtual screening of chemical libraries. *Nature 2004 432:7019*,
597 432(7019), 862–865. <https://doi.org/10.1038/nature03197>
- 598 Sica, D. A. (2006). Interaction of grapefruit juice and calcium channel blockers. *Am J*
599 *Hypertens*, 19(7), 768–773. <https://doi.org/10.1016/j.amjhyper.2005.11.003>
- 600 Simon, J. A., Duncan, C., Carmody, T. P., & Hudes, E. S. (2004). Bupropion for
601 Smoking Cessation: A Randomized Trial. *Archives of Internal Medicine*, 164(16),
602 1797–1803. <https://doi.org/10.1001/ARCHINTE.164.16.1797>

- 603 Sousa, S. F., Fernandes, P. A., & Ramos, M. J. (2006). Protein-ligand docking: Current
604 status and future challenges. *Proteins: Structure, Function and Genetics*, 65(1),
605 15–26. <https://doi.org/10.1002/PROT.21082>
- 606 Stahl, S. M., Pradko, J., Haight, B. R., Modell, J. G., Rockett, C. B., & Learned-
607 Coughlin, S. (2004). A Review of the Neuropharmacology of Bupropion, a Dual
608 Norepinephrine and Dopamine Reuptake Inhibitor. *Primary Care Companion to*
609 *The Journal of Clinical Psychiatry*, 6(4), 159.
610 <https://doi.org/10.4088/PCC.V06N0403>
- 611 Stielow, M., Witczyńska, A., Kubryń, N., Fijałkowski, Ł., Nowaczyk, J., & Nowaczyk,
612 A. (2023). The Bioavailability of Drugs—The Current State of Knowledge.
613 *Molecules* 2023, Vol. 28, Page 8038, 28(24), 8038.
614 <https://doi.org/10.3390/MOLECULES28248038>
- 615 Takeda, T., Hao, M., Cheng, T., Bryant, S. H., & Wang, Y. (2017). Predicting drug-
616 drug interactions through drug structural similarities and interaction networks
617 incorporating pharmacokinetics and pharmacodynamics knowledge. *Journal of*
618 *Cheminformatics*, 9(1), 1–9. [https://doi.org/10.1186/S13321-017-0200-](https://doi.org/10.1186/S13321-017-0200-8/FIGURES/4)
619 [8/FIGURES/4](https://doi.org/10.1186/S13321-017-0200-8/FIGURES/4)
- 620 Tanimoto, T. T. (1958). An elementary mathematical theory of classification and
621 prediction. *IBM Internal Report*, 1–10.
- 622 Trott, O., & Olson, A. J. (2010). AutoDock Vina: Improving the speed and accuracy of
623 docking with a new scoring function, efficient optimization, and multithreading.
624 *Journal of Computational Chemistry*, 31(2), 455–461.
625 <https://doi.org/10.1002/JCC.21334>
- 626 Vilar, S., Harpaz, R., Uriarte, E., Santana, L., Rabadan, R., & Friedman, C. (2012).
627 Drug–drug interaction through molecular structure similarity analysis. *Journal of*
628 *the American Medical Informatics Association* □: *JAMIA*, 19(6), 1066.
629 <https://doi.org/10.1136/AMIAJNL-2012-000935>
- 630 Wei, J., Li, Z., Zhuo, L., Fu, X., Wang, M., Li, K., & Chen, C. (2024). Enhancing drug–
631 food interaction prediction with precision representations through multilevel self-
632 supervised learning. *Computers in Biology and Medicine*, 171, 108104.
633 <https://doi.org/10.1016/J.COMPBIOMED.2024.108104>
- 634 Willett, P., Winterman, V., & Bawden, D. (1986). Implementation of Nearest-Neighbor
635 Searching in an Online Chemical Structure Search System. *Journal of Chemical*
636 *Information and Computer Sciences*, 26(1), 36–41.
637 https://doi.org/10.1021/CI00049A008/ASSET/CI00049A008.FP.PNG_V03
- 638 Wishart, D. S., Guo, A. C., Oler, E., Wang, F., Anjum, A., Peters, H., Dizon, R.,
639 Sayeeda, Z., Tian, S., Lee, B. L., Berjanskii, M., Mah, R., Yamamoto, M., Jovel,
640 J., Torres-Calzada, C., Hiebert-Giesbrecht, M., Lui, V. W., Varshavi, D., Varshavi,
641 D., ... Gautam, V. (2022). HMDB 5.0: The Human Metabolome Database for
642 2022. *Nucleic Acids Research*, 50(D1), D622–D631.
643 <https://doi.org/10.1093/nar/gkab1062>
- 644 Won, C. S., Oberlies, N. H., & Paine, M. F. (2012). Mechanisms underlying food-drug
645 interactions: inhibition of intestinal metabolism and transport. *Pharmacology &*
646 *Therapeutics*, 136(2), 186–201.
647 <https://doi.org/10.1016/J.PHARMTHERA.2012.08.001>
- 648 Yang, Y. L., Hua, K. F., Chuang, P. H., Wu, S. H., Wu, K. Y., Chang, F. R., & Wu, Y.
649 C. (2008). New cyclic peptides from the seeds of *Annona squamosa* L. and their
650 anti-inflammatory activities. *Journal of Agricultural and Food Chemistry*, 56(2),
651 386–392. <https://doi.org/10.1021/JF072594W>

652 Zaki, M. E. A., Al-Hussain, S. A., Masand, V. H., Akasapu, S., Bajaj, S. O., El-Sayed,
653 N. N. E., Ghosh, A., & Lewaa, I. (2021). Identification of anti-sars-cov-2
654 compounds from food using qsar-based virtual screening, molecular docking, and
655 molecular dynamics simulation analysis. *Pharmaceuticals*, *14*(4), 357.
656 <https://doi.org/10.3390/PH14040357/S1>
657 Zhang, Y., Neogi, T., Chen, C., Chaisson, C., Hunter, D. J., & Choi, H. K. (2012).
658 Cherry Consumption and the Risk of Recurrent Gout Attacks. *Arthritis and*
659 *Rheumatism*, *64*(12), 4004. <https://doi.org/10.1002/ART.34677>
660
661
662

663 **Figure 1**



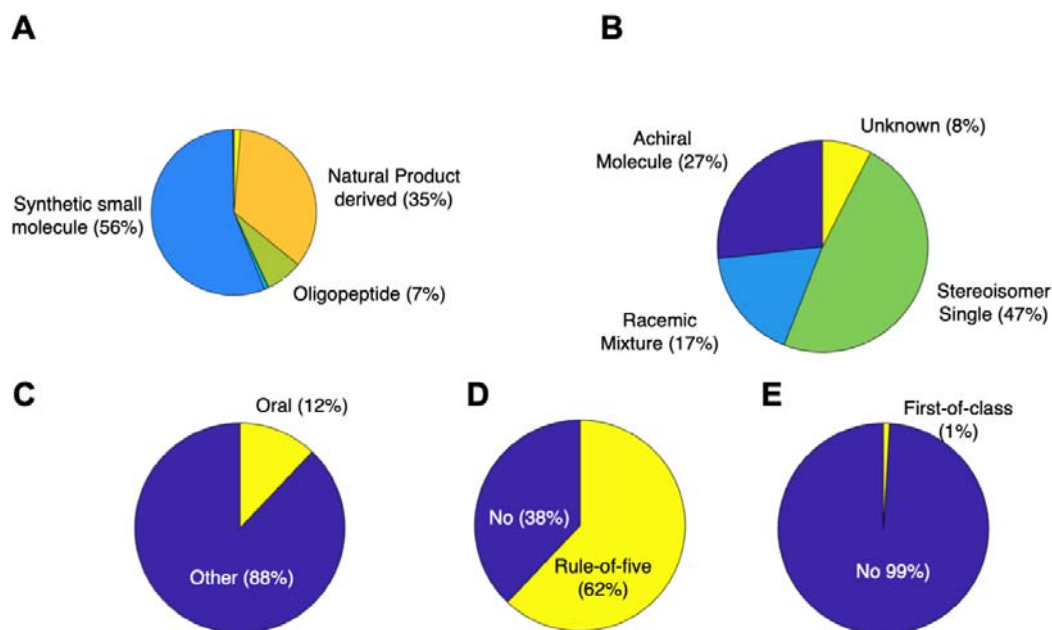
664

665 **Figure 1.** (A) Scheme of the food-wide and drug-wide analysis to detect structural
666 similarities between drugs and food compounds. (B) Snapshot of the FARFOOD
667 application available at <https://github.com/angelcroman>. (C) Number of drugs with
668 potential food interactions depending on the Tanimoto Index. (D) Histogram
669 representing the different number of food compounds that present structural similarity
670 to a specific drug.

671

672

673 **Figure 2**



674

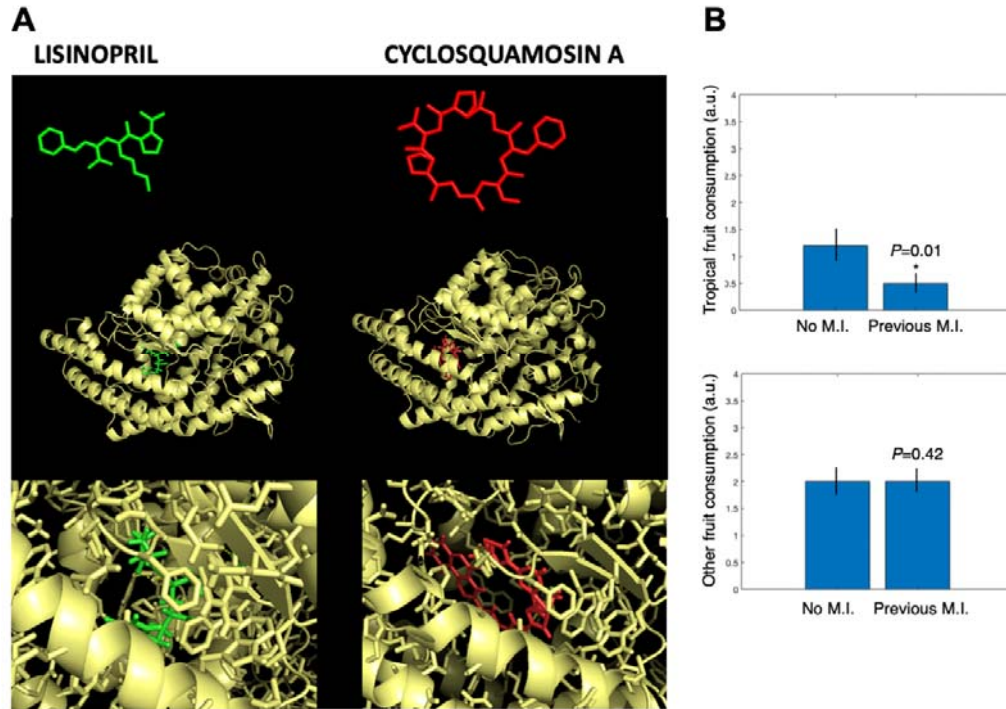
675 **Figure 2.** Pie charts categorizing the drugs that presented structural similarities with
676 food compounds depending on **(A)** the molecular origin of the drug, **(B)** the structural
677 properties of the drug, **(C)** the administration (oral or not) of the drug, **(D)** the
678 fulfillment of the Rule-of-five or Rule of Lipinski, and **(E)** the novelty of the drug
679 among its class.

680

681

682

683 **Figure 3**



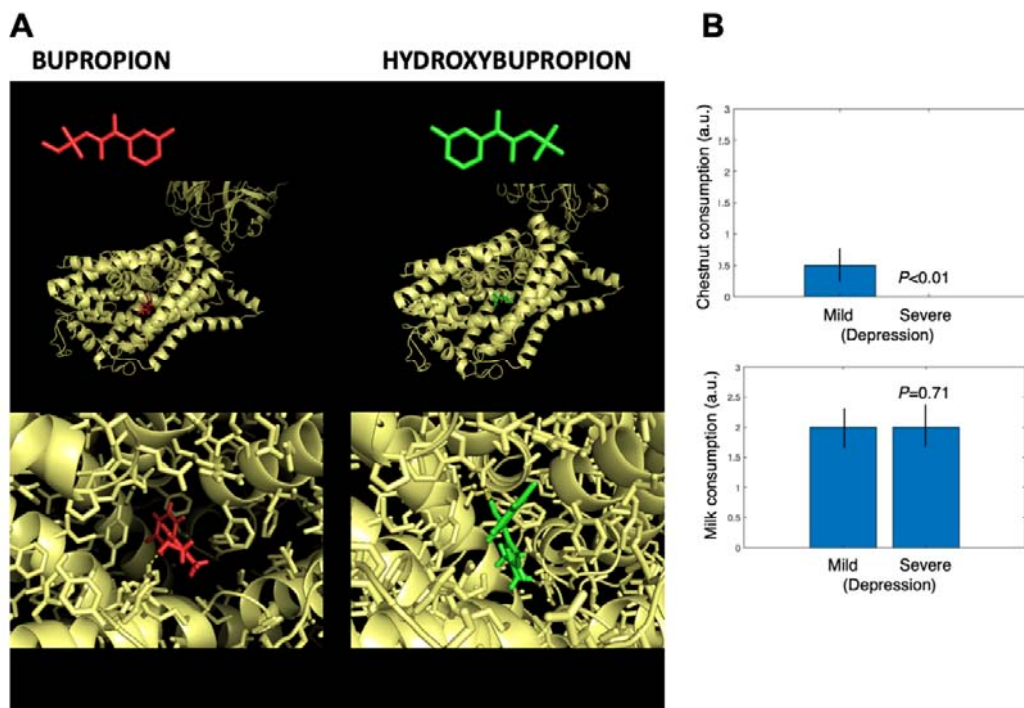
684

685 **Figure 3.** (A) Structures of lisinopril and cyclosporin A (top), as well as the
686 docking results of both compounds against ACE (middle, bottom). (B) Results from
687 patient surveys related to tropical (top) or other (bottom) fruit consumption and the
688 presence of myocardial infarctions (M.I).

689

690

691 **Figure 4.**



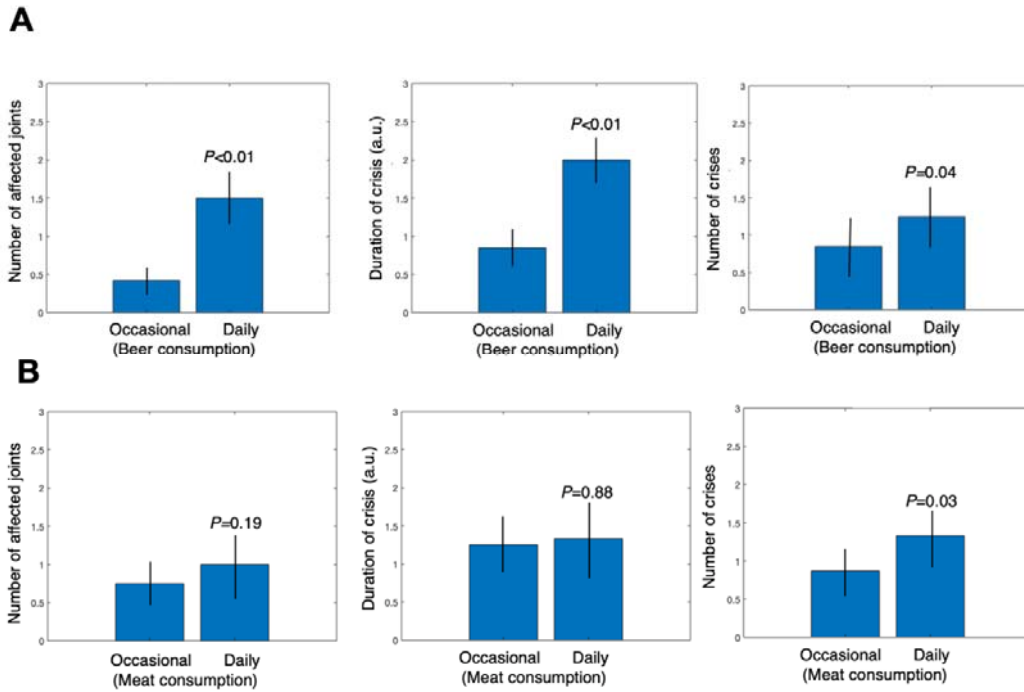
692

693 **Figure 4.** (A) Structures of bupropion and hydroxybupropion (top), as well as the
694 docking results of both compounds against DAT (middle, bottom). (B) Results from
695 patient surveys related to chestnut (top) or milk (bottom) consumption and the presence
696 of episodes of mild or severe depression.

697

698

699 **Figure 5**



700

701 **Figure 5. (A)** Results from patient (allopurinol) surveys related to beer consumption
702 and the reference of number of affected joints (left), duration of gout crises (middle) and
703 the number of gout crises (right). **(B)** Same as in A, but for meat consumption.

704

705

706 **Table 1.** Demographic data of patients used in the study

707

Drug	Sex (Female %)	Age (Mean/SD years)
Lisinopril	48%	75.2/12.3
Bupropion	55%	51.1/20.4
Allopurinol	22%	73.1/18.8

708

709