

1 **Knowledge, attitude, and practices of reporting adverse events**
2 **following immunization among healthcare providers in Simiyu**
3 **Region, Tanzania: A cross sectional study**

4

5

6 **Raphael C. Kambona^{1,*}, Alphonse I. Marealle^{1,¶}, Manase Kilonzi^{1,¶}, Emmanuel**
7 **Masunga^{2,¶}, Peter Kunambi^{3,&}, Helfrid B. Ilomo^{1,¶}, Ritah Mutagonda^{1,^}**

8

9 1. Department of Clinical Pharmacy and Pharmacology, Muhimbili University of Health and
10 Allied Science, Dar es Salaam, Tanzania, 2. Tanzania Medicine and Medical Devices Authority,
11 3. Department of Pharmacology Muhimbili University of Health and Allied Science, Dar es
12 salaam-Tanzania.

13

14 Raphael Christopher Kambona

15 Muhimbili University of Health and Allied Sciences

16 P.O Box 65001

17 Dar es Salaam, Tanzania

18 * famousrkr@gmail.com

19

20 **Abstract:**

21 **Introduction:** Immunization is the most cost effective health intervention in the history of
22 mankind. Its role in reducing the morbidities and mortality due to vaccine-preventable diseases is
23 significant. Despite vaccines being important in saving lives; adverse events following
24 immunization (AEFI) do occur that need prompt detection, management, and then reported,
25 analyzed, and the findings being shared with all stakeholders to ensure vaccine safety. The
26 reporting of AEFI in Tanzania is still low. Health Care Providers (HCPs) are obliged to collect and
27 report AEFI. This study assessed the knowledge, attitude, and practices of reporting AEFI among
28 HCPs in Simiyu region, Tanzania.

29 **Methodology:** This cross-sectional study was conducted between May and June 2024. A total of
30 180 HCPs were enrolled, structured questionnaire was used to assess the knowledge, attitude, and
31 practices of reporting AEFI among HCPs at primary health facilities. Statistical Package for Social
32 Science (SPSS) was used for entry and data analysis, and the findings were summarized using
33 frequency and percentages. Chi-square test was used to screen for factors associated with AEFI
34 reporting while Poisson regression model was used to confirm the determinants.

35 **Results:** The median age of study participants was 32 (Inter Quartile Range; 29, 38) years. Among
36 the HCPs, more than one quarter (28.89%) had adequate knowledge of reporting AEFI, and more
37 than half (68.89%) had positive attitudes and good practices (62.22%) of reporting AEFI. Less
38 than half of HCPs (48.3%) had encountered AEFI cases, and about two-thirds (69%) reported it.

39 **Conclusions and recommendations:** Despite the inadequacy of knowledge on reporting AEFI
40 among HCPs, the attitude and practices of reporting AEFI among HCPs were promising. Based
41 on the study findings, we recommend more training on vaccine surveillance, routine follow-up,
42 and supportive supervision of AEFI surveillance for optimal AEFI reporting and vaccine safety

43 surveillance in Tanzania.

44

45 **Keywords:** Adverse events following immunization, knowledge, attitude, practices, Health care
46 providers, Tanzania

47

48 **Introduction**

49 Vaccination is one of the most successful public health interventions; globally it has significantly
50 reduced morbidity and mortality associated with Vaccine Preventable Diseases (VPD). Worldwide
51 2 to 3 million deaths due to VPD are being prevented yearly(1–4). As the number of vaccines
52 increased in routine immunization programs, the safety measures including Adverse Event
53 Following Immunization (AEFI) reporting should also increase through passive surveillance of
54 vaccines (3,5,6).

55 Even though vaccine production is closely monitored; each vaccine is accompanied by a kind of
56 risk known as Adverse Event Following Immunization (AEFI). AEFI is any untoward medical
57 event occurring following vaccination related to the vaccine administration and or its handling,
58 and may not necessarily have a causal relationship with the vaccine use. The adverse event may
59 be any unfavorable or unintended sign, an abnormal laboratory finding, symptoms, or disease (7,8).

60 Surveillance for AEFI can be active, passive, or stimulated. Active surveillance involves intensive
61 follow-up of the cases, laboratory investigation, and questionnaires. In contrast, passive
62 surveillance depends on individual, unsolicited reporting, the ability to identify, and
63 the willingness of HCPs to report AEFI. Passive reporting of AEFI is the primary responsibility

64 of HCPs for safety and post-marketing surveillance of vaccines (9–11). The main goal of AEFI
65 surveillance is to promptly detect, manage, and take safety regulatory actions.

66 The reporting rate of AEFI in the WHO-African region is inconsistent and varies among member
67 countries. The underreporting is attributed to weak AEFI monitoring systems, lack of guidelines
68 and review committees, insufficient trained personnel, and inadequate stakeholder collaboration
69 (12–15). In Tanzania, vaccine safety surveillance is managed by the Immunization and Vaccine
70 Development (IVD) and the Tanzania Medicines and Medical Devices Authority (TMDA).
71 However, even with this coordination, AEFI reporting remained suboptimal in the country (16).

72 This study assessed the knowledge, attitude, and practices of reporting AEFI among HCPs in
73 Simiyu Region, it came up with the findings and proposed recommendations for improving AEFI
74 reporting in Tanzania. The increase in AEFI reporting will increase vaccine safety within the
75 country, promote immunization coverage, and reduce VPD.

76

77 **Methods**

78 **Design and settings**

79 This study used an analytical cross-sectional design, it was conducted from May to June 2024
80 in primary health facilities providing vaccination services in Bariadi district in Simiyu Region.
81 Bariadi district is located in the eastern lake zone of Tanzania; it comprises Bariadi District
82 Council and Bariadi Town Council. The study involved Bariadi District Hospital, Bariadi Town
83 Hospital, Songambe Hospital, and other 39 primary health facilities.

84

85

86 **Study population**

87 This study involved Routine Immunization Service Providers, clinicians at outpatient
88 department (OPD), and Pharmacy personnel working at primary health facilities in Bariadi
89 district. A total of 221 Healthcare providers were included and signed the informed consent. Of
90 221 HCPs who consented to the study, only 180 (81.4%) responded fully to the questionnaire
91 and took part in the final analysis.

92 **Data collection tools**

93 Data were collected using a semi-structured questionnaire administered face-to-face to
94 participants. The questionnaire was developed by adapting similar studies and modified to meet
95 the study objectives (17,18). The questionnaire was pre-tested through the online survey and re-
96 developed accordingly to fit data collection based on study objectives. The questionnaire
97 consisted of 6 items on demographic information, 9 semi-structured questions on knowledge, 7
98 questions on attitude, and 6 questions on practices. Before conducting the interview; informed
99 consent forms were provided to study participants.

100 **Data collection procedures**

101 **Administering the questionnaire:** Study participants were recruited before conducting the
102 study by the principal investigator and District Pharmacists. The district Pharmacist were
103 working and supervising within their respective districts. Detailed information on the study was
104 given to each participant, and raised questions were clarified before the participant was asked
105 to sign the consent form. An average of 1 hour was given to participants to respond to

106 questionnaire before collecting it back. After the consent, the questionnaire was given which
107 was face to face administered and responses were provided accordingly.

108 **Data analysis**

109 Both descriptive and inferential statistics were used to analyze the data collected, and continuous
110 variables were presented as median and interquartile ranges. All categorical variables were
111 presented in proportion and frequency. Level of knowledge, attitude, and practice were
112 measured as the primary outcomes. The knowledge part consisted of 9 questions; the obtained
113 proportion was multiplied by 100 to attain the percentage of knowledge for each participant.
114 Knowledge was classified as “adequate” for scores $\geq 75\%$, and “inadequate” for scores less than
115 75% (19,20).

116 A set of 7 questions was used to ascertain the attitude of study participants, the responses to the
117 question ranged from “strongly disagree, disagree, neutral, agree and strongly agree” in which
118 the true statement was scored 1,2,3,4,5 concerning strongly disagree, disagree, neutral, agree
119 and strongly agree statements. The false statement scored 5,4,3,2,1 marks for strongly disagree,
120 disagree, neutral, agree, and strongly agree respectively. The proportion of attitudes
121 for each participant was obtained by calculating the sum of all correct responses divided by all
122 possible correct responses. HCP who scored marks between 21-35 was deemed to have
123 a positive attitude on AEFI reporting, scored less than 21 marks was deemed to negative attitude
124 on AEFI reporting (20).

125 There was a set of 6 questions that ascertained the practice of AEFI reporting, each question had
126 1 mark; the HCP who scored 3-6 questions was deemed to have good practice on AEFI

127 reporting, scoring less than 3 questions was deemed to poor practice of reporting AEFI (20)(19).
128 On Social demographic data, age was measured in years, duration of practice was measured in
129 years 1-4 years was regarded as junior HCPs, 5-10 years was regarded as seniors, and more than
130 10 years was regarded as principals. Gender was measured by giving options such as male and
131 female, professional and qualification based on the level of education ranging from certificate,
132 diploma, and bachelor degree, and the level of the facility either Hospital, Health center, or
133 dispensary. Chi-squared test of association and Poisson regression with robust standard errors
134 model were used to observe significance between categorical variables in reporting of AEFI.
135 Microsoft Excel and Statistical Package for Social Science (SPSS) version 23 were used for data
136 entry and analysis. The confidence level was set at 95% and the p-value at 0.05. The data were
137 cleaned and analyzed as per study objectives. All variables that were significant in the Chi-
138 square were subjected to Poisson regression with robust standard error analysis to determine the
139 relationship between demographic/other independent variables of the respondent on reporting
140 of AEFI.

141

142 **Ethical consideration**

143 Ethical clearance to conduct this study was obtained from the MUHAS-Institutional Review
144 Board before conducting the study (Reference no. MUHAS-REC-03-2024-2066, and its
145 approval amendment referenced DA.282/298/06/C/767)).Prior to commencement of the study,
146 the participants were given information on voluntarily practice of participation, the
147 confidentiality of the information provided were guaranteed, and freedom to withdraw in the

148 study anytime whatever they feel were given without any penalties imposed. No participants
149 names were indicated in the questionnaire, instead numbers were used to ensure confidentiality.

150

151 **Results**

152 A total of 221 Health Care Providers (HCPs) were recruited for this study, but 180 respondents
153 completely filled out the questionnaire and were included in the final analysis which accounted
154 Participant's response rate of 81.4%.

155 **Socio-demographic characteristics of study participants**

156 About half of the HCPs (56.7 %, n=102) were females. More than half (63.3%, n=114) were
157 married, more than three quarters (78.3%, n=141) had college education, about half (53.9%,
158 n=97) had a diploma as highest professional education, and more than one third (41.1%, n=74)
159 were nurses. Participant's median age was 32 years. Most of HCPs (67.8%, n=122) were
160 middle-aged (≤ 35 years), more than one third (44.4%, n=80) had 1-4 years of working
161 experience and most (76.1%, n=137) of HCPs were directly involved in routine immunization
162 services. (*Table 1*).

163

164 **Knowledge on AEFI reporting**

165 The overall proportion of HCPs with adequate knowledge of reporting AEFI was 28.9% (n=52),
166 while 71.1% (n=128) had inadequate knowledge. Most HCPs (72.8%, n=131) correctly defined
167 AEFI. The majority of HCPs (95.6%, n=172) were aware of reportable AEFI cases which

168 comprised serious and non-serious cases; only few participants (4.4%, n=8) considered only
169 serious AEFI should be reported. Most of HCPs (92.8%, n=167) heard AEFI surveillance on
170 reliable sources, and the majority (93.3%, n=168) heard about AEFI surveillance. Few
171 participants (6.7%, n=12) knew various modalities of reporting AEFI, while more than three
172 quarter of Participants (77%, n=139) used individual case safety report (yellow form) as the
173 means of reporting AEFI. Few HCPs (9.4%, n=17) had the knowledge on the types of AEFI as
174 classified by WHO based on vaccine product related, vaccine quality defect, immunization
175 anxiety, immunization error, and coincidental. About one quarter of the participants (26.1%,
176 n=47) knew AEFI cases subject for investigation, and most of the HCPs (90.6%, n=163) know
177 AEFI can be prevented but among them only few HCPs (27.8%, n=50) know the methods to
178 prevent AEFI. (*Fig 1*)

179

180 **Participant's attitude on AEFI reporting**

181 Of the 180 respondents, 96.7% (n=174) agreed on the importance of AEFI training towards
182 improving AEFI reporting, and the majority of respondents (90.6%, n=163) agreed that it is
183 their professional obligation to report AEFI. Most of respondents (96.7%, n=174) agreed that
184 AEFI reporting improves patient care since prompt action and further management will be given
185 to the Patient when AEFI is reported. Few respondents (18.3%, n=33) reported that AEFI creates
186 additional work while others (13.3%, n=24) considered reporting AEFI as a time-consuming
187 activity, and some (7.2%, n=13) could not report AEFI by fearing of being victimized by their
188 bosses (*Fig 2*). Generally, the majority of participants (68.89%) had a positive attitude toward
189 reporting AEFI.

191 **Practices of reporting AEFI**

192 The majority of the HCPs (62.22%, n=112) had good practices of reporting AEFI, and most
193 (69.4%, n=125) elaborated the procedures of handling, managing, and reporting of AEFI. Less
194 than half of HCPs (48.3%, n=87) encountered AEFI cases during their routine practices, and
195 two third (69%, n=60) reported it. Less than half (47.2%, n=85) provided reasons for
196 underreporting AEFI with the responses ranging from; not aware of the importance of reporting
197 AEFI (43%), don't know how to report AEFI (3.5%), AEFI are self-limiting (30.4%), no follow
198 up by the administrators (11.7%), fear of being victimized by their bosses (8.3%) and other
199 reasons (3.0%). Most HCPs (96.7%, n=174) were unfamiliar with the variety of modalities of
200 reporting AEFI. The mostly used method for reporting AEFI was individual case safety report
201 (yellow form) (66.5%), other reporting modalities were phone calling to Tanzania Medicines
202 and Medical Devices Authority (TMDA) /District (15.8%), using TMDA website (6.2%), Toll
203 free number (5.3%), mobile application (3.8%), and email (2.4%). (*Fig 3*)

204

205 **Factors associated with Participants' knowledge, attitude, and practices on reporting**
206 **AEFI**

207 Among the socio-demographic characteristics, Participants who reported AEFI did not differ
208 from those who did not report AEFI with regard to age group, gender, marital status, cadre,
209 involvement in routine immunization, and level of education. The highest professional
210 education was statistical significantly associated with knowledge of reporting AEFI ($p=0.002$).
211 (*Table 2*). Among the attitude characteristics, participants who reported AEFI did not differ from
212 those who did not report AEFI with regards to age group, gender, marital status, cadre, level of

213 education, working experience, involvement in Routine immunization services, and highest
214 professional education. The knowledge was significantly associated with attitudes of reporting
215 AEFI, the participants with knowledge of AEFI reporting were more likely to have positive
216 attitude of reporting AEFI. (*Table 3*). Among the practice characteristics of participants, socio-
217 demographic characteristics were not statistically significantly associated with the Practices of
218 reporting AEFI. The practices of reporting AEFI were significantly associated with knowledge
219 and attitude ($p < 0.05$). Multivariable analysis showed participant's age group ≤ 35 years
220 ($p=0.011$), working experiences 1-4 years ($p=0.025$), working experience of 5-10 years
221 ($p=0.033$), and adequate knowledge on reporting AEF ($p < 0.001$) being significant associated
222 with good practices of reporting AEFI (*Table 4*).

223

225 **Discussion**

226 Vaccine safety surveillance is the cornerstone for vaccine safety and quality in immunization
227 programs (1,19,20). Public mistrust of vaccines and vaccine hesitancy are the results of poorly
228 detection and communication on AEFI; thus, Health Care Providers (HCPs) need to have good
229 knowledge, attitude, and practices of reporting AEFI for building trust and optimal vaccine
230 uptake by the community (21). Various studies on Health care provider's knowledge, attitude,
231 and practices of reporting AEFI have been conducted, but little is known in Tanzania (18,22,23).
232 This analytical cross sectional study assessed knowledge, attitude, and practices of reporting
233 AEFI among HCPs in Simiyu region, Tanzania.

234 In this study 28.89% (n=52) of HCPs were found to have adequate knowledge of reporting
235 AEFI, which is similar to the same study conducted in Kenya by *Masika C. et al* in 2016 which
236 showed 29.2% of HCPs had adequate knowledge. The finding of this study is contrary to the
237 studies conducted in Nigeria and Ghana, in which 63.6% and 57.8% of HCPs had adequate
238 knowledge on AEFI reporting respectively (19)(24). The inadequate of knowledge of reporting
239 AEFI could be explained by inadequate supportive supervision on AEFI surveillance and the
240 inadequate pre-service pharmacovigilance training in Tanzania (25).

241 In this study, the majority of HCPs (72.8%, n=131) correctly defined AEFI, this is similar to the
242 same studies conducted in Ghana and in Nigeria in which 83.4% and 70% respectively correctly
243 defined AEFI (24,26). This study shows HCPs characteristics of the highest professional
244 education associated with good knowledge of reporting AEFI. Other demographic factors like
245 age, marital status, involvement in routine immunization, working experiences, and cadres had
246 no association with knowledge of reporting AEFI which is similar to the study by *Parella A et*
247 (11).

248 Our study showed the majority of HCPs (68.89%, n=124) had a positive attitude towards
249 reporting AEFI. The majority of HCPs (96.7%, n=174) agreed on the importance of training on
250 AEFI reporting, this is similar to the same study conducted in Nigeria (19). The attitude of
251 reporting AEFI was statistically significantly associated with the knowledge of reporting AEFI
252 among HCPs (p=0.004) while other demographic characteristics like age, gender, marital status,
253 and working experiences were not associated with the attitude of reporting AEFI. In our study,
254 knowledge of AEFI reporting was significantly associated with the attitude of reporting AEFI
255 (p=0.004), the finding is similar to the studies conducted in Ghana (2,24).

256 Some HCPs had a negative attitude and thought that; reporting AEFI creates additional work
257 (18.3%, n=33), and reporting AEFI is a time-consuming activity (13.3%, n=24) as well as the
258 fear of being victimized by their bosses (7.2%, n=13). The findings on negative attitudes
259 replicate the study by *Malande.O et al* in Kenya, *Yamoah.P et al* in Ghana, *Laryea E. et al* in
260 Ghana, and *Thomas.R et al* in India (2,13,21,24).

261 Surprisingly; working in routine immunization clinics was not associated with positive attitudes
262 toward reporting AEFI, this is contrary to the similar studies in Ghana and Nigeria in which
263 those HCPs working in Routine immunization clinics had a several-fold increase in good
264 attitudes on reporting AEFI (20)(27). The reasons for working in routine immunization clinics
265 having no association with positive attitudes on reporting AEFI could be influenced by myths
266 during COVID 19 pandemic and political influences on vaccine safety (28). All stakeholders
267 should ensure positive attitudes on reporting AEFI by HCPs for effective vaccine surveillance,
268 since it is evident that; negative attitudes of HCPs do hinder AEFI reporting (4).

269 Our study shows that more than a half (62.22%, 112) of HCPs had good practices of reporting
270 AEFI, the finding is similar to studies conducted in Nigeria (14,19).The majority (62.22%) of
271 HCPs having a good practices of reporting AEFI could be attributed by previously sensitization
272 meetings organized by Tanzania Medicines and Medical Devices Authority on reporting AEFI
273 to HCPs. More than one-third (48.3%, n=87) of HCPs had encountered AEFI cases during their
274 routine practices, of 87 HCPs who encountered AEFI, the majority (69%, n=60) reported it. The
275 majority of the HCPs (69.4%, n=125) handled the AEFI cases appropriately upon encountering
276 AEFI cases; they managed the case accordingly whether serious or non-serious and then
277 reported it.

278 Less than a half of HCPs (47.2%, n=85) provided reasons for underreporting AEFI; of 230
279 provided reasons; the HCPs declared not aware of the importance of reporting AEFI (43%),
280 AEFI are self-limiting (30.4%), no follow up by the administrators (11.7%), fear of being
281 victimized (8.3%), they don't know how to report AEFI (3.5%), and some provide other reasons
282 (3.0%) which included; never encountered any AEFI case and it is not their responsibility to
283 report AEFI. The findings on the reasons for underreporting AEFI reflect similar studies
284 conducted in India, Zimbabwe, Ghana, Nigeria, and Kenya (13,15,19,21,24)

285 The provided reasons for the underreporting of AEFI should be worked on by the Government
286 and all stakeholders to enhance AEFI reporting within the country for effective vaccine safety
287 surveillance. This study shows more than three-quarter of HCPs (96.7%, n=174) did not use a
288 variety of modalities for reporting AEFI which could had contributed to AEFI underreporting.
289 Of modalities used for reporting AEFI; yellow form was mostly used (66.5%) compared to other
290 modalities which include phone calling to National Regulatory Authority (15.8%), using
291 website (6.2%), using toll-free number 080008110084 (5.3%), using mobile application (3.8%),
292 and by using email (2.4%). The finding of this study is similar to the same study conducted in
293 Nigeria in 2020 in which the majority of HCPs (95.1%) used Individual Case Safety Report
294 (yellow form) as the main modality for AEFI reporting (19). Tanzania Medicines and Medical
295 Devices Authority, and Immunization and Vaccine Development should ensure the utilization
296 of other appropriate modalities for reporting AEFI including vigimobile for effective increase
297 AEFI reporting and subsequent vaccine safety surveillance.

298

299 **Strengths and Limitations**

300 The tool used for assessing participants' knowledge, attitude, and practices was based on other
301 colleagues' and pharmacovigilance experts' knowledge which justified its validity. This study
302 faced several limitations including recall bias to HCPs when responding to some questionnaire.
303 The principal investigator provided further information to verify the questions. This study was
304 conducted only to HCPs and excluded the clients/parents, this is another limitation towards
305 assessment of knowledge, attitude and practices of reporting AEFI since both HCPs and
306 clients/parents are obliged to report AEFI. This gave one sided finding on AEFI reporting based
307 on HCP's perspective.

308

309 **Conclusions and recommendations**

310 This study showed less than one third (28.9%, n=52) of HCPs had adequate knowledge of
311 reporting AEFI. Despite the inadequacy of knowledge on AEFI reporting by majority of HCPs;
312 the findings revealed more than a half HCPs (68.89%, n=124) had a positive attitudes and good
313 practices (62.22%, n=112) of reporting AEFI. More than one third (48.3%, n=87) of HCPs had
314 encountered AEFI cases during their routine practices, and majority of them (69%, n=60)
315 reported it. The study findings revealed association between adequate knowledge of reporting
316 AEFI with highest professional education, positive attitude of reporting AEFI with knowledge
317 of reporting AEFI, and good practices of reporting AEFI with adequate knowledge. We do
318 recommend the aforementioned reasons for underreporting, gaps on HCP's knowledge, attitude,
319 and practices to be intervened by relevant stakeholders for effective AEFI reporting and
320 subsequent vaccine safety surveillance within the country.

321

322 **Supporting information**

323 Questionnaire

324 Consent form

325 Ethical approval

326

327 **Acknowledgment**

328 We firmly acknowledge the real cooperation we received from Bariadi district executive
329 director, Bariadi Town Director, District medical officers, District Pharmacists, Participants,
330 and the entire staff of the School of Pharmacy, Department of Clinical Pharmacy and
331 Pharmacology of Muhimbili University of Health and Allied Sciences.

332

333 **Author contributions**

334 Conceptualization: Raphael C. Kambona

335 Data curation: Raphael C. Kambona

336 Formal analysis: Raphael C. Kambona, Peter Kunambi, Alphonse Marealle

337 Funding acquisition: Raphael C.Kambona

338 Methodology: Raphael C.Kambona, Manase Kilonzi, Emmanuel Masunga, Helfrid B.Ilomo

339 Supervision: Raphael C.Kambona, Ritah Mutagonda, Alphonse Marealle

340 Project administration: Raphael C.Kambona

341 Validation: Raphael.C.Kambona

342 Writing-original draft: Raphael C.Kambona, Manase Kilonzi

343 Writing-review & editing: Raphael C. Kambona, Ritah Mutagonda, Alphonse Marealle, Manase

344 Kilonzi, Emmanuel Masunga.

346 **References**

- 347 1. WHO. Causality assessment of an adverse event following immunization. World Health
348 Organization. 2018. Available from: <https://www.who.int/publications/i/item/9789241516990>
- 349 2. Laryea EB, Frimpong JA, Noora CL, Tengey J, Bando D, Sabblah G, et al. Evaluation of the adverse
350 events following immunization surveillance system, Ghana, 2019. PLoS One. 2022;17(3 March).
351 Available from: <https://doi.org/10.1371/journal.pone.0264697>
- 352 3. Joshi J, Das MK, Polpakara D, Aneja S, Agarwal M, Arora NK. Vaccine Safety and Surveillance for
353 Adverse Events Following Immunization (AEFI) in India. 2018;85(February):139–48. Available from:
354 <https://doi.org/10.1007/s12098-017-2532-9> PMID:29170922
- 355 4. Munube D, Bodo B, Bakainaga A, Ayebare E, Njunwamukama S, Malande OO, et al. Barriers to
356 effective uptake and provision of immunization in a rural district in Uganda Introduction. 2019;
357 Available from: <https://doi.org/10.1371/journal.pone.0212270> PMID:30763355
- 358 5. Guignard A, Praet N, Jusot V, Bakker M. Expert Review of Vaccines Introducing new vaccines in
359 low- and middle- income countries: challenges and approaches. Expert Rev Vaccines.
360 2019;18(2):119–31. Available from: <https://doi.org/10.1080/14760584.2019.1574224>
361 PMID:30689472
- 362 6. Di A, Bonanni P, Garçon N, Stanberry LR, El-hodhod M, Tavares F, et al. Vaccine safety evaluation:
363 Practical aspects in assessing benefits and risks. Vaccine. 2016;34(52):6672–80. Available from:
364 <https://doi.org/10.1016/j.vaccine.2016.10.039> PMID: 27836435
- 365 7. The United Republic of Tanzania Ministry of Health Tanzania Medicines And Medical Devices
366 Authority Guidelines For Surveillance Of Adverse Events Following Immunization (Made under

- 367 Regulation 4 (1) of the Tanzania Medicines and Medical Devices (Pharma. Vol. 255. 2022.
- 368 Available from: [https://www.tmda.go.tz/uploads/publications/en1686590851-en1679923211-](https://www.tmda.go.tz/uploads/publications/en1686590851-en1679923211-guidelines%20for%20surveillance%20of%20adverse%20events%20following%20immunization.pdf)
- 369 [guidelines%20for%20surveillance%20of%20adverse%20events%20following%20immunization.pdf](https://www.tmda.go.tz/uploads/publications/en1686590851-en1679923211-guidelines%20for%20surveillance%20of%20adverse%20events%20following%20immunization.pdf)
- 370 [f](https://www.tmda.go.tz/uploads/publications/en1686590851-en1679923211-guidelines%20for%20surveillance%20of%20adverse%20events%20following%20immunization.pdf)
- 371 8. Press WHO, Appia A, Press WHO. Global Advisory on Vaccine Safety, 2023,
- 372 <https://www.who.int/publications/i/item/who-wer9832-345-354>
- 373 9. Lei J, Balakrishnan MR, Gidudu JF, Zuber PLF. Use of a new global indicator for vaccine safety
- 374 surveillance and trends in adverse events following immunization reporting 2000–2015. *Vaccine*.
- 375 2018;36(12):1577–82. Available from: <https://doi.org/10.1016/j.vaccine.2018.02.012> PMID
- 376 29454518
- 377 10. Olsson S, Pal SN, Doodoo A. Pharmacovigilance in resource-limited countries. *Expert Rev Clin*
- 378 *Pharmacol*. 2015;8(4):449–60. Available from: <https://doi.org/10.1586/17512433.2015.1053391>
- 379 PMID 26041035
- 380 11. Parrella A, Gold M, Braunack-Mayer A, Baghurst P, Marshall H. Consumer reporting of adverse
- 381 events following immunization (AEFI): Identifying predictors of reporting an AEFI. *Hum Vaccin*
- 382 *Immunother*. 2014;10(3):747–54. Available from: <https://doi.org/10.4161/hv.27459> PMID
- 383 24406315
- 384 12. Akanmori BD, Traore T, Balakrishnan M, Maure C, Zuber P. Vaccine Safety and Pharmacovigilance
- 385 in the African Region: Recent updates. Available from: [https://doi.org/10.29245/2578-](https://doi.org/10.29245/2578-3009%2F2018%2FSI.1112)
- 386 [3009%2F2018%2FSI.1112](https://doi.org/10.29245/2578-3009%2F2018%2FSI.1112)

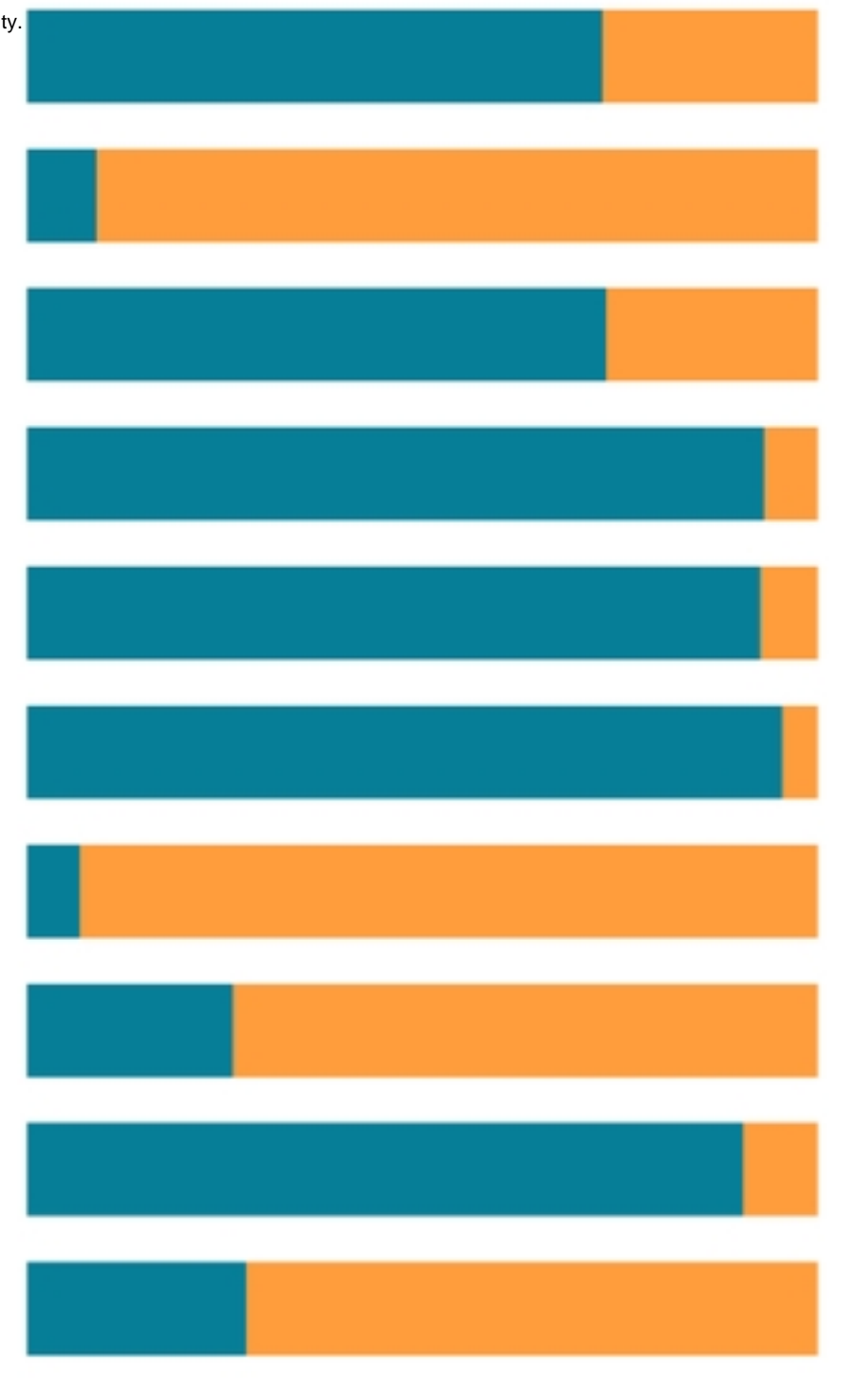
- 387 13. Castilloux AM, Moride Y. Understanding reporting practices and perceptions of barriers in adverse
388 events following immunisation surveillance: A cross – sectional survey of paediatricians in. 2021;
389 Available from: <https://doi.org/10.1016/j.vaccine.2021.06.052> PMID: 34238607
- 390 14. Omoleke SA, Bamidele M, de Kiev LC. Barriers to optimal AEFI surveillance and documentation in
391 Nigeria: Findings from a qualitative survey. PLOS Global Public Health. 2023;3(9): e0001658.
392 Available from: <https://doi.org/10.1371/journal.pgph.0001658>
- 393 15. Masuka JT, Khoza S. Adverse events following immunisation (AEFI) reports from the Zimbabwe
394 expanded programme on immunisation (ZEPI): An analysis of spontaneous reports in Vigibase®
395 from 1997 to 2017. BMC Public Health. 2019;19(1):1–11. Available from:
396 <https://doi.org/10.1186/s12889-019-7482-x>
- 397 16. Balakrishnan M, Maure C, Zuber P, Mihigo R. Vaccine Safety and Pharmacovigilance in the African
398 Region: Recent Updates. 2018;80–8. Available from: [https://doi.org/10.29245/2578-
399 3009%2F2018%2FSI.1112](https://doi.org/10.29245/2578-3009%2F2018%2FSI.1112)
- 400 17. Fagbemi S, Olaoye I, Fatiregun AA, Myrissa K, Kelaiditi E. Health Workers’ Knowledge, Attitudes,
401 and Practices Immunization (AEFI) in Nigeria: A. 2023;37(4). Available from:
402 <http://dx.doi.org/10.56808/2586-940X.1030>
- 403 18. Yamoah P, Bangalee V, Oosthuizen F. Knowledge and perceptions of adverse events following
404 immunization among healthcare professionals in Africa: A case study from Ghana. Vaccines (Basel).
405 2019;7(1). Available from: <https://doi.org/10.3390/vaccines7010028> PMID: 30857257
- 406 19. Sani, U.M., Oche, M., Raji, M.O., Ango, U.M., & Jiya, N.M. (2020). Knowledge, Attitude and Reporting
407 Practices on Adverse Events Following Immunization among Routine Immunization Service

- 408 Providers in Health Facilities of Sokoto State, Available from:
409 <https://doi.org/10.9734/ijtdh%2F2019%2Fv40i230226>
- 410 20. Fagbemi S, Olaoye I, Fatiregun AA, Myrissa K, Kelaiditi E. Health Workers' Knowledge, Attitudes,
411 and Practices Immunization (AEFI) in Nigeria: A. 2023;37(4). Available from:
412 <https://doi.org/10.56808/2586-940X.1030>
- 413 21. Malande OO, Munube D, Nakatugga R. Adverse events following immunization reporting and
414 impact on immunization services in informal settlements in Nairobi, Kenya: a prospective mixed-
415 methods study. 2021; Available from: <https://doi.org/10.11604/pamj.2021.40.81.25910>
- 416 22. Laryea EB, Frimpong JA, Noora CL, Tengey J, Bandoh D, Sabblah G, et al. Evaluation of the adverse
417 events following immunization surveillance system, Ghana, 2019. PLoS One. 2022;17(3 March). 23.
418 Masika CW, Atieli H, Were T. Knowledge, Perceptions, and Practice of Nurses on Surveillance of
419 Adverse Events following Childhood Immunization in Nairobi, Kenya. Biomed Res Int. 2016;2016.
420 Available from: <https://doi.org/10.1155/2016/3745298>
- 421 24. Yamoah P, Bangalee V, Oosthuizen F. Knowledge and perceptions of adverse events following
422 immunization among healthcare professionals in Africa: A case study from Ghana. Vaccines (Basel).
423 2019;7(1). Available from: <https://doi.org/10.3390/vaccines7010028>
- 424 25. Barry A, Olsson S, Minzi O, Bienvenu E, Makonnen E, Kamuhabwa A, Oluka M, Guantai A, Bergman
425 U, van Puijenbroek E, Gurumurthy P, Aklillu E. Comparative Assessment of the National
426 Pharmacovigilance Systems in East Africa: Ethiopia, Kenya, Rwanda and Tanzania. Drug Saf. 2020
427 Apr;43(4):339-350. Available from: <https://doi.org/10.1007/s40264-019-00898-z>
- 428 26. Yenyi SE. Influence of Low Rate of Reporting of Adverse Events Following Immunization on
429 Immunization Dropout. 2019; <https://scholarworks.waldenu.edu/dissertations/6709/>

- 430 27. Yamoah P, Oosthuizen F. An Assessment of the Reporting Pattern of Adverse Events Following
431 Immunizations in VigiAccess. Glob J Health Sci. 2018;10(11):46. Available from:
432 <https://doi.org/10.5539/gjhs.v10n11p46>
- 433 28. Mtenga S, Mhalu G, Osetinsky B, Ramaiya K, Kassim T, Hooley B, et al. Social-political and vaccine
434 related determinants of COVID-19 vaccine hesitancy in Tanzania: A qualitative inquiry. PLOS Global
435 Public-Health.2023;3(6): e0002010.Available from:
436 <https://doi.org/10.1371/journal.pgph.0002010>
- 437
- 438
- 439

Know Adverse events following immunization-AEFI

- Know what constitutes -AEFI
- Know type of AEFI cases to be reported
- Heard about AEFI surveillance
- Heard AEFI on reliable sources
- Being aware of reportable AEFI
- Know Modalities/methods for reporting AEFI
- Know AEFI cases subject for investigation
- Know that AEFI can be prevented
- Awareness on Methods to prevent AEFI



0 20 40 60 80 100

Proportion of participants (%)

Responses Yes No

It is made available under a [CC-BY 4.0 International license](https://creativecommons.org/licenses/by/4.0/).

Items of Attitude towards Reporting AEFI

Reporting AEFI is a professional obligation

AEFI reporting improves Patient care

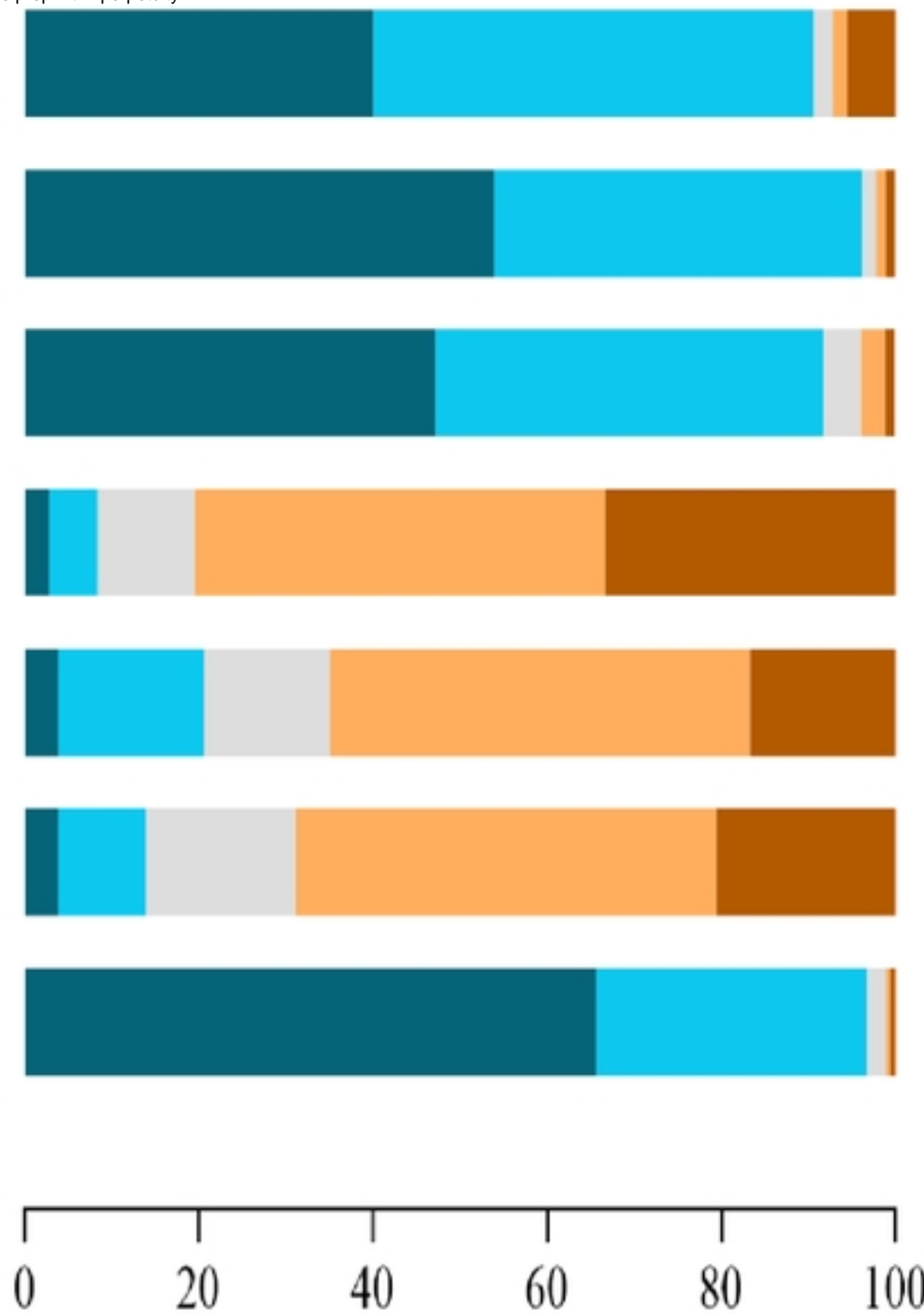
AEFI reporting provides public confidence in vaccine

Reporting of AEFI may results HCP victimized

AEFI reporting creates additional work

AEFI reporting time-consuming activity

Training on AEFI reporting is important

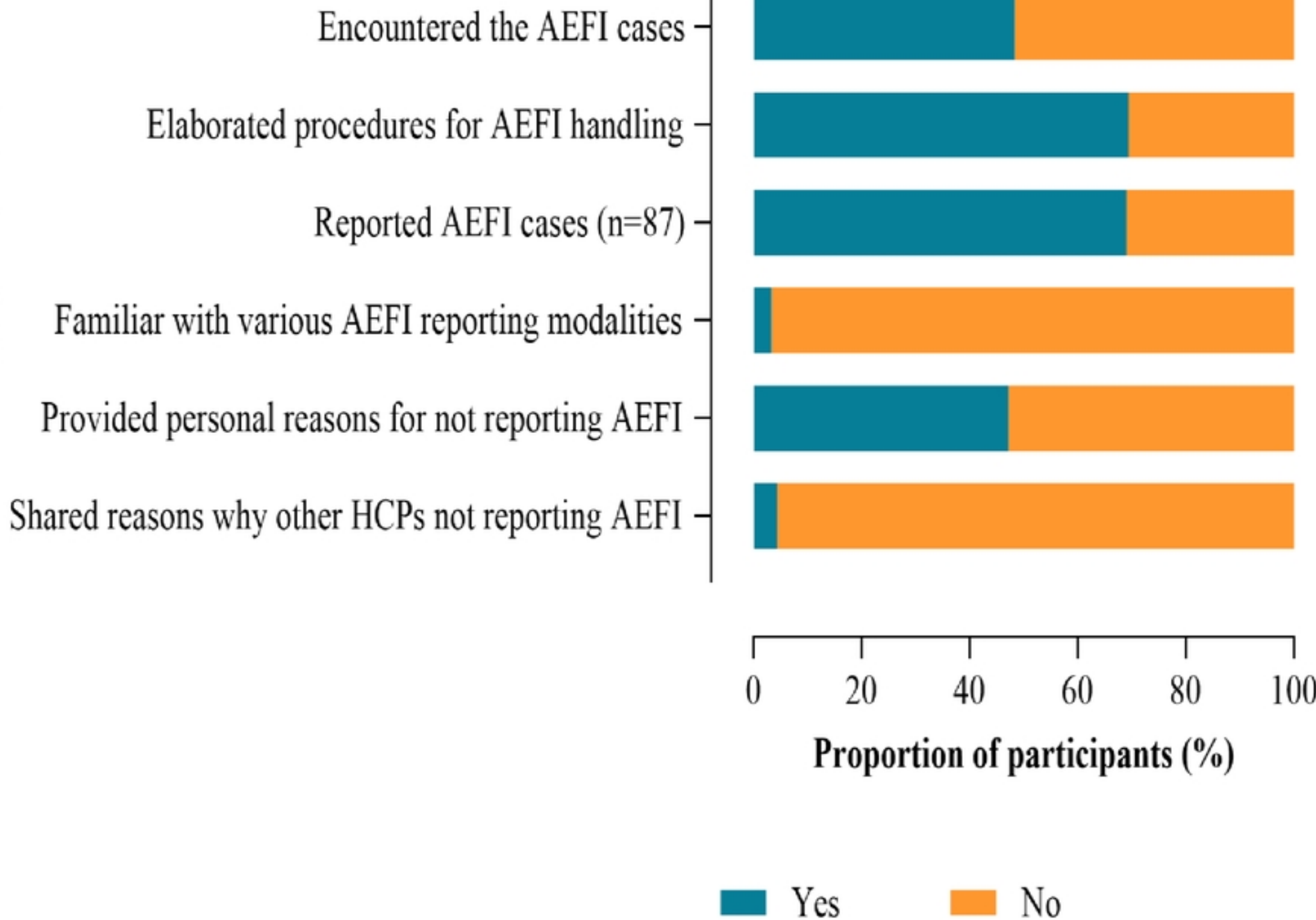


Proportion of participants (%)

Strongly agree Agree Uncertain Disagree Strongly disagree

Proportion of Participant's Attitude on AEFI reporting (n=180)

Items of Practices



Proportion of Participant's Practices of reporting AEFI (n=180)

Variable	Frequency (n)	Percent (%)
Age group (years)		
≤ 35	122	67.8
>35	58	32.2
Median age in years (IQR)	32 (29, 38)	
Gender		
Male	78	43.3
Female	102	56.7
Marital status		
Married	114	63.3
Unmarried	66	36.7
Cadre		
Nurse	74	41.1
Clinician	47	26.1
Pharmacy personnel	22	12.2
Others	37	20.6
Level of education		
Primary	2	1.1
Secondary	21	11.7
College	141	78.3
University	16	8.9
Highest professional education		
Certificate	65	36.1
Diploma	100	55.6
Bachelor degree	15	8.3
Working experience		
Junior (1 – 4 years)	80	44.4
Senior (5 – 10 years)	60	33.3
Principle (> 10 years)	40	22.2
Involvement in routine Immunization		
Yes	137	76.1
No	43	23.9

medRxiv preprint doi: <https://doi.org/10.1101/2024.11.22.24317763>; this version posted November 23, 2024. The copyright holder for this preprint (which was not certified by peer review) is the author/funder, who has granted medRxiv a license to display the preprint in perpetuity.

It is made available under a [CC-BY 4.0 International license](https://creativecommons.org/licenses/by/4.0/).

Socio-demographic characteristics of the Healthcare Providers (n

Variable	Knowledge on reporting AEFI		p – value
	Adequate (%)	Inadequate (%)	
Age group (years)			
≤ 35	34 (27.9)	88 (72.1)	0.661
>35	18 (31.0)	40 (69.0)	
Gender			
Male	24 (30.8)	54 (69.2)	0.626
Female	28 (27.5)	74 (72.5)	
Marital status			
Married	29 (25.4)	85 (74.6)	0.180
Unmarried	23 (34.8)	43 (65.2)	
Cadre			
Nurse	18 (24.3)	56 (75.7)	0.401
Clinician	17 (36.2)	30 (63.8)	
Pharmacy personnel	8 (36.4)	14 (63.6)	
Others	28 (75.7)	9 (24.3)	
Level of education			
Primary	1 (50.0)	1 (50.0)	0.388
Secondary	5 (23.8)	16 (76.2)	
College	39 (27.7)	102 (72.3)	
University	7 (43.8)	9 (56.3)	
Highest professional education			
Certificate	9 (13.8)	56 (86.2)	0.004
Diploma	37 (37.0)	63 (63.0)	
Bachelor degree	6 (40.0)	9 (60.0)	
Working experience			
Junior (1 – 4 years)	24 (30.0)	56 (70.0)	0.093
Senior (5 – 10 years)	12 (20.0)	48 (80.0)	
Principle (> 10 years)	16 (40.0)	24 (60.0)	
Involvement in routine immunization			
Yes	38 (27.7)	99 (72.3)	0.543
No	14 (32.6)	29 (67.4)	

Factors associated with knowledge level on reporting AEFI

Variable	Attitude toward reporting AEFI		p-value
	Positive (%)	Negative (%)	
Age group (years)			
≤ 35	84 (68.9)	38 (31.1)	0.988
>35	40 (69.0)	18 (31.0)	
Gender			
Male	57 (73.1)	21 (26.9)	0.289
Female	67 (65.7)	35 (34.3)	
Marital status			
Married	82 (71.9)	32 (28.1)	0.247
Unmarried	42 (63.6)	24 (36.4)	
Cadre			
Nurse	53 (71.6)	21 (28.4)	0.906
Clinician	32 (68.1)	15 (31.9)	
Pharmacy personnel	15 (68.2)	7 (31.8)	
Others	24(64.9)	13(35.1)	
Level of education			
Primary	0 (0.0)	2 (100.0)	0.085
Secondary	12 (57.1)	9 (42.9)	
College	99 (70.2)	42 (29.8)	
University	13 (81.3)	3 (18.8)	
Highest professional education			
Certificate	44 (67.7)	21 (32.3)	0.624
Diploma	68 (68.0)	32 (32.0)	
Bachelor degree	12 (80.0)	3 (20.0)	
Working experience			
Junior (1 – 4 years)	58 (72.5)	22 (27.5)	0.623
Senior (5 – 10 years)	39 (65.0)	21 (35.0)	
Principle (> 10 years)	27 (67.5)	13 (32.5)	
Involvement in Routine Immunization			
Yes	96 (70.1)	41 (29.9)	0.540
No	28 (65.1)	15 (34.9)	
Knowledge on reporting			
Adequate	44 (84.6)	8 (15.4)	0.004
Inadequate	80 (62.5)	48 (37.5)	

Factors associated with the attitude toward reporting AEFI

Variable	Category	Univariable analysis			Multivariable analysis		
		cPR	95% CI	p-value	aPR	95% CI	p-value
Age (years)	group ≤ 35	1.24	0.95 – 1.63	0.117	1.62	1.12 – 2.34	0.011
	>35	Ref					
Gender	Male	0.88	0.69 – 1.11	0.282			
	Female	Ref					
Marital status	Married	0.93	0.74 – 1.17	0.531			
	Unmarried	Ref					
Your cadre	Pharmacy personnel	Ref					
	Clinician	1.003	1.883-0.537	0.992			
	Others	1.00	0.70 – 1.44	0.580			
	Nurse	0.53	0.11 – 2.63	0.287			
	Clinician	1.003	1.883-0.537	0.992			
Education	Primary	0.89	0.21 – 3.80	0.874			
	Secondary	1.10	0.64 – 1.90	0.731			
	College	1.12	0.72 – 1.76	0.616			
	University	Ref					
Professional	Certificate	0.85	1.67-0.432	0.638			
	Diploma	1.08	2.13-0.546	0.831			
	Bachelor degree	Ref					
Experience	Junior (1 – 4 years)	0.91	0.70 – 1.18	0.484	0.65	0.45 – 0.95	0.025
	Senior (5 – 10 years)	0.79	0.58 – 1.07	0.122	0.65	0.44 – 0.97	0.033
	Principle (> 10 years)	Ref					
Routine Immunization	Yes	0.86	0.68 – 1.09	0.210			
	No	Ref					
Knowledge on reporting	Adequate	1.65	1.36 – 2.01	< 0.001	1.52	1.24 – 1.86	< 0.001
	Inadequate	Ref					
Attitude	Positive	1.42	1.06 – 1.91	0.020	1.29	0.95 – 1.74	0.098
	Negative	Ref					

medRxiv preprint doi: <https://doi.org/10.1101/2024.11.22.24317763>; this version posted November 23, 2024. The copyright holder for this preprint (which was not certified by peer review) is the author/funder, who has granted medRxiv a license to display the preprint in perpetuity. It is made available under a [CC-BY 4.0 International license](https://creativecommons.org/licenses/by/4.0/).

Key: cPR: crude Prevalence Ratio, aPR: adjusted Prevalence Ratio, Ref: Reference category

Univariable and multivariable analysis of the factors associated with