

Frontiers of cervical cancer research: an analysis from the top 100 most influential articles in the field

Lei Liang¹. Chuangxiu Song². Chun Chang¹. Shichao Chen¹. Bo Yang¹.

Li Sun^{1*}

¹ The 980 Hospital of the Joint Logistic Support Force of the Chinese People's Liberation Army. Shijiazhuang City, Hebei Province 050082, China;

²Neck-Shoulder and Lumbocrural Pain Hospital of Shandong First Medical University. Jinan City, Shandong Province 250355, China.

* Correspondence: Li Sun, E-mail:sunl0117@126.com (Note: Lei Liang and Chuangxiu Song are the co-first authors)

Abstract

Background: Cervical cancer (CC) is one of the common gynecological malignancies, which has a serious negative impact on the quality of life of patients, and brings huge economic pressure and burden to society. The most effective treatment for CC has become an important issue worldwide.

Method: In order to determine the current research hotspots and development trends in a particular field, we conducted a bibliometric analysis of the top 100 cited papers. To achieve this, we searched for the top 100 most cited papers on the Science Citation Index Expanded (SCI Expanded) on the Web of Science (WOS), based on the CCS (citation count score). We then reviewed relevant literature from different years, countries/regions, institutions, authors, keywords, and references. Using VOS viewer and Cite Space software, we constructed a knowledge map, and finally compiled the relevant information we retrieved from the literature using Excel. Through this process, we were able to make predictions about the current focus and trends in the field.

Results: Between 2013 and 2023, numerous journals published the top 100 cited research papers. The International Agency for Research on Cancer and the American Cancer Society were the most cited institutions. The United States contributed the most papers, followed by France and England. The top 5 keyword co-occurrences were cervical cancer, women, human papillomavirus, United States, and colorectal cancer. Cluster analysis results suggest that future research in CCS may focus on prophylaxis and HPV vaccination.

Conclusion: Bibliometric analysis can quickly and intuitively identify the focus and boundaries of cervical cancer research. Our findings suggest that prophylaxis and HPV vaccination may be the focus and trend for future research on cervical cancer.

Keywords: cervical cancer, cervical cancer screening, bibliometric analysis,

CiteSpace, visualization, VOSviewer

Abbreviations: CCS = cervical cancer screening; CC = cervical cancer ;IF = impact factor, RCT = randomized controlled trial, WoSCC = Web of Science Core Collection.

1. Introduction

Cervical cancer is one of the common female malignancies, and persistent infection with high-risk human papillomavirus (HPV) is the main cause of its development. Globally, cervical cancer is characterized by unequal incidence and mortality rates [1]. Data from the 2018 Global Cancer Registry report show that around 85% of cervical cancers occur in low- and middle-income countries, and that cervical cancer incidence in low- and middle-income countries is nearly twice the incidence of high-income countries, with a mortality rate of around three times that of high-income countries [2]. Without aggressive and effective measures, more than 44 million women in low- and middle-income countries will suffer from cervical cancer in the next 50 years. It significantly increases the economic burden on individuals and society, as well as the mental stress on patients and their families. Therefore, the prevention, control, and treatment of cervical cancer are of great significance to patients, families, and society [3]. Cervical cancer is currently the only cancer with a clear etiology that is preventable and curable, and with the three-tier prevention and control means of HPV vaccine, screening, and early diagnosis and treatment, it is expected to be the world's first malignant tumor to be eliminated [4].

The first article on CCS was published in 2013 year [5]. In the past 10 years, researchers have made significant progress in the diagnosis and screening of CC. However, understanding the overall progress and research trends in the CC disease area is challenging, and scientific analyses using bibliometric techniques are essential [6-7]. Screening by understanding the top 100 cited articles in the field of CC will provide researchers with a deeper understanding of current research priorities. Bibliometric analyses can fully assist researchers in studying a particular current research area and is a very effective method of bibliometric analysis. Unfortunately, no studies with a similar focus were found in our search of the prior literature. The

bibliometric analysis was used to identify the top 100 cited articles in the field and to analyze the research hotspots and research trends in the field. We believe that this study will help accelerate the development of the field of CCS research and encourage scholars to produce new findings in this area.

2. Materials and Methods

2.1. Search strategy

We used WoSCC literature related to managing cervical cancer screening against cervical cancer. The search strategy included cervical cancer screening and its synonyms (subject terms), and cervical cancer and its synonyms. The publication timeframe was from the build to December 2023 (search date: 01 January 2024). We finally included the top 100 most cited articles for the study. The specific search strategy is shown in **2.2. Inclusion criteria**

Publications are ranked in descending order of overall citation frequency. Selected articles and reviews from different academic journals including Cervical Cancer Screening, and Cervical Malignancies. Letters, conference abstracts, book reviews, conference presentations, and news reports were excluded. Initial screening was done independently by two scholars to eliminate irrelevant topics. They identified the most cited publications by reading the titles, abstracts, keywords, and full text of 100 papers. If two researchers disagree on whether an article should be included, we must consult a third researcher to find a solution.

2.3. Bibliometric analysis

According to the system functionality of WoSCC, after downloading the details of country/region distribution, year of publication, institution, journal, authors, and keyword-related documents, we used Office 16 to sort and analyze the publications. CiteSpace 6.1.R6, VOSviewer 1.6.19, Scimago Graphica 1.0.30 Visual analyses of article features to identify current research hotspots and potential trends in the field of CCS. VOSviewer is a bibliometrics application for the creation of scientometric networks and knowledge visualization [8]. CiteSpace was used for identifying the network of co-authors of countries/institutions, bitmap analysis, and keyword

detection with citation explosion [9]. Citation explosion indicates an increase in hot topics for potential work in the field over a given time, which is an important indicator for identifying research trends.

2.4. Bibliometric analysis terminology

Knowledge graph visualization is an outgrowth of the development of graphical data technologies. Data visualization is the aggregation of available information into a large network that contains semantic models of data for users to query and explore. In this way, raw data is converted into graphical information and the information is presented more intuitively and visually. Intermediate centrality is the number of times a node is located on the shortest path between other nodes and is one of the key metrics for measuring the importance of a node. Nodes with intermediate centrality greater than 0.1 are generally considered to be critical nodes. The more times a node lies on the shortest path, the higher the centrality of the node.

2.5 Ethical review

As this article is a visual analysis summary of previously published articles, it does not need to pass ethical review.

3.Results

Citation characteristics of the included

3.1 Articles

Between 1929 and 2023, 28,443 articles were published on early screening for CC. Two researchers combed through the research topics and article abstracts to exclude those articles in which CCS was not the main research topic. The eligible articles were added to this study in descending order according to the frequency of citation.

The top 100 cited papers are shown in Table 2. These 100 papers received a total of 56802 citations. There are 6,576 references in the top 100 cited papers. The most frequently cited article is “Global Cancer Statistics.2012” [10] by Torre, Lindsey A. (14567 citations). Next is “Cancer Statistics,2019” [11] by Siegel, RL (4436 citations), “Global Cancer Incidence and Mortality Rates and Trends-An Update” [12] (2501 citations), “The Global Burden of Cancer 2013 Global

Burden of Disease Cancer Collaboration” [13] (2107 citations), “Estimates of incidence and mortality of cervical cancer in 2018: a worldwide analysis” [14] (1785 citations), “Global surveillance of cancer survival 1995-2009: analysis of individual data for 25,676,887 patients from 279 population-based registries in 67 countries (CONCORD-2)” [15] (1673 citations), “Cervical cancer” [1] (1202 citations), “Worldwide burden of cancer attributable to HPV by site, country and HPV type” [16] (1181 citations), “Efficacy of HPV-based screening for prevention of invasive cervical cancer: follow-up of four European randomised controlled trials” [17] (1139 citations), “Cancer statistics for African Americans, 2019” [18] (1116 citations). These are the articles that have been cited more than 1,000 times.

3.2 Year of publication and citation

We depict their annual distribution, annual citation frequency distribution, and overall citation frequency distribution in a line graph (Figure 1). The top 100 most cited papers were written between 2013 and 2023. Fourteen of the top 100 most-cited papers were published in 2017, 2018, and 2019. The paper with the highest total number of citations was published in 2015 (14,567 citations) and had the greatest impact on CC research.

3.3 Author and co-author analysis

There was active cooperation among some of the author clusters. (Fig. 2) The top 100 cited publications were contributed by 264 different authors. Jemal, Ahmedin authored the greatest number of papers ($N = 12$), followed by Sigel, Rebecca L ($N = 8$). Utilizing Jemal, Ahmedin as its core, the network’s total connection strength is 292, with the largest group of linked objects consisting of 184 items. In Figure 2, we can see that there is a direct linkage between Jemal, Ahmedin, and Sigel, Rebecca L. This means that they have a collaborative relationship, as a team to conduct their research.

3.4 Distribution of countries/regions and institutions

Countries/regions

A total of 240 countries/regions did research on the top 100 cited papers. The USA contributed the most publications ($N = 70$), followed by the FRANCE ($N = 25$) and the ENGLAND ($N = 19$). Seven main clusters were formed by all the countries/regions. The USA established the largest national cooperative network,

encompassing 70 countries/regions, followed by France, which covered 25 countries/regions. The bibliometric map highlighted the close relationship between countries/regions (Fig.3). Collaborative efforts across countries/regions resulted in thicker line segments between nodes. In recent years, Japan and India have had the highest publication numbers. The bibliometric map highlighted the close relationship between countries/regions.

Institutions

Of the included studies, Int Agcy Res Canc & Amer Canc Soc contributed the most papers (N = 17), followed by NCI (N = 10), which were the institutions with more than 10 publications. Also, Univ Texas MD Anderson Canc Ctr (N = 7), Ctr Dis Control & Prevent, and Univ Sydney (N = 6) had the most publications, and Amer Canc Soc had the most citations (N = 24157), followed by Int Agcy Res. Canc (N = 7429) and NCI (N = 2046). Int Agcy Res Canc and Amer Canc Soc are institutions that have published more articles in recent years. (Fig.4)

3.5 Journal

The dual-journal map overlay shows the three main citation pathways (Figure 5), with papers published in Medicine/ Medicine/ Clinical/ Sports/ Neuro/ Immunity journals citing Genes/ Biology/ Genetics and Surgery/ Rehabilitation/ Sports. paper. This conclusion can be used as a reference for new scholars engaged in CCS research.

3.6 Keywords co-occurrence, clusters, and bursts

A total of 242 keywords were identified in the top 100 cited papers, with a total of 997 connecting lines between keywords. We excluded keywords such as place names and then evaluated the data shown in the graphs. The most common keywords were cervical cancer (N = 34), women (N = 21), human papillomavirus (N = 16), colorectal cancer (N = 16), and breast cancer (N = 15). Among them, human papillomavirus (N = 16) was an important causative factor for cervical cancer. Colorectal cancer (N = 16), breast cancer (N = 15), and lung cancer (N = 9) were strongly associated with cervical cancer. Human papillomavirus vaccination (N = 10) is an effective means of preventing cervical cancer (Table 3). In other areas, The United States (N = 16) and Africa (N = 2) were the two most frequent countries. Pelvic radiation therapy (N = 4) as a treatment for advanced cervical cancer.

Clustering makes it easy to determine the distribution of research content on a given topic. The smaller the cluster ordinal number, the more nodes it contains, indicating that the more keywords it contains, the hotter the clustering research. These keywords are further subdivided into 13 clusters, of which the first 10 clusters are as follows (Fig. 6): cluster 1 (cancer statistics), cluster 2 (cervical screening), cluster 3 (hpv vaccine), cluster 4 (human papillomavirus testing), cluster 5 (systematic review), cluster 6 (three-layer perceptron), cluster 7 (cervical cancer tumorigenesis), cluster 8 (cancer screening), cluster 9 (ASCAP).

We created a keyword timeline chart to analyze trends in keyword research in recent years (Fig. 7). Back before 2014, researchers realized that long-term HPV infection

can lead to cervical cancer, and HPV, cervical cancer screening, and HPV vaccine to prevent cervical cancer have been hot research topics in recent years. In recent years, researchers have studied the development of cervical cancer and the safety of treatment from cytology and molecular. The results of cluster analysis suggest that the safety and efficacy of cervical cancer prevention, screening, and treatment may be the focus and trend of future research on CCS.

3.7 Burst

We created keyword emergence charts to illustrate the hot trends in research for cervical cancer screening in recent years (Fig. 8). Initially, there was interest in the relationship between breast, colorectal, and lung cancer and cervical cancer. Human papillomavirus was the longest studied of all the keywords. In recent years, researchers have been focusing on the diagnosis, infection mortality, and risk. Infection and diagnosis have become a new research topic, indicating that researchers are more and more focused on the prevention and diagnosis of cervical cancer. The results of cluster analysis suggest that prevention of infection and early diagnosis of cervical cancer may be the focus and trend of future research on CCS.

3.8 Co-cited articles and co-cited reference cluster

Typically we use co-citation relationships to determine the degree of connectivity between different publications, which is said to occur if two or more articles are cited in one or more articles at the same time. Therefore, we create cluster network diagrams and co-citation relationships via citespace (Fig. 9). According to the clustering diagram ($Q = 0.8602$, $S = 0.9525$), the quality of the clustering diagram is generally considered to be better when $Q > 0.3$ and $S > 0.5$. Therefore, the results of the clustering diagram in this study are convincing. Figure 11 depicts the evolution of cluster analyses over several years of co-cited papers and co-cited references for the top 100 cited documents. We used CiteSpace software to calculate the citations with the highest burst intensity over the last 10 years. Figure 10 lists the cited papers[19-42].

Of all the discourses on CCS, a multicenter study by Ronco, G. et al. showed the importance of HPV-based or liquid-based cytology for early CC detection. Arbyn, M tested hr-HPV women for cervical intraepithelial neoplasia grade 2 or worse by performing hrHPV testing as well as colposcopy and biopsy and therefore concluded that hrHPV testing is important in the early diagnosis of CC. Hall, MT used a modeling study to estimate the age-standardized incidence of CC in HPV-vaccinated women a few years later and is on track to reach a target of 4 new cases per 100,000 women per year in the future. In conclusion, most trials have shown the importance of early screening for the diagnosis of CC and the availability of a CC vaccine to help prevent CC.

Analysis

Discussion

Over the past nearly two decades, researchers have made many efforts and achieved promising results in the early diagnosis and prevention of CC, but barriers remain and future ones need to be broken through.

General information from the top 100 cited papers

In this study, we summarised the 100 most cited papers screened by CCS. Using rigorously standardized bibliometric and visual analysis methods, we derive global trends regarding the most frequently cited literature in the field of CCS research. Based on specific analyses and reliable metrics, bibliometric analyses can be analysed to summarise the characteristics of published articles, and assessing the most cited papers can provide medical researchers in the field with both important information about the focus of this research direction and future research directions.

In terms of the types of articles selected, most of the top 100 cited papers are original articles, mostly distributed between 2013 and 2023. The top 20 most cited papers account for approximately 80% of all citations in the top 100 most cited papers. Ronco, G was the main contributor to the most influential article, indicating that their research is a potential hotspot in the field [17]. Siegel, RL et al. 2019 published "Cancer Statistics,2019" in *Ca-a Cancer Journal for Clinicians* and received the most citations [11]. By summarizing the morbidity and mortality of CC and the fact that CC has been effectively controlled in recent years, this article demonstrates that early diagnosis and prevention of CC have a huge impact on the diagnosis and treatment of the disease [43-46]. Recently Singh, D et al. published "Global Estimates of incidence and mortality of Cervical Cancer in 2020: A Baseline Analysis of the WHO Global Cervical Cancer Elimination Initiative" in *Lancet Global Health* addresses the dramatic changes in the global cervical cancer landscape today by assessing the extent of inequalities in global cervical cancer incidence and mortality to accelerate progress towards the WHO's goal of eliminating CC [47].

The United States has the highest number of publications (N = 70), and in recent years, Japan and India have had the highest number of publications. This indicates that the United States has invested a lot of research in early screening and prevention of CC and has obtained significant results [44,46], and more countries are paying

more attention to the prevention of CC [48-52].

Limitations

This study also has several limitations as follows. Although Web of Science is the most commonly used database for literature searches, it may have some of its earlier publications missing. In order to perform an accurate search of the literature, we used a title keyword search method, which may result in them being accurate enough but may not be comprehensive enough.

Conclusion

To our knowledge, this is the first bibliometric assessment of the most frequently cited literature on the early diagnosis of CC. The findings suggest that most of the important studies on CC were published in the last decade. Increasing attention is being paid to the early diagnosis and prevention of CC both nationally and internationally. Future research directions include universal access to vaccines, simplicity of early screening for CC, screening for risk genes relevant to clinical studies of CC, and clinical trials of treatments.

Author contributions

LL conducted this study, produced the first draft, and refined it. Literature search, retrieval and data collection were conducted by CSC, SCX and CC. Data visualisation and graphical interpretation were carried out by CC and CSC. SL and YB were instrumental in providing significant support or funding. All authors participated and approved the final paper before submission.

Funding Key research program of science and technology in hebei province (No.20210997).

Declarations

The authors declare that the study was conducted in the absence of any commercial or financial relationships that could be interpreted as potential conflicts of interest. Informed consent is not applicable.

Informed consent Not applicable

Ethical review This article is a visual analysis of a published article to which ethical review does not apply.

References

1. Cohen PA, Jhingran A, Oaknin A, et al. Cervical cancer. *Lancet*. 2019 Jan 12;393(10167):169-182.
2. Vu M, Yu J, Awolude OA, et al. Cervical cancer worldwide. *Curr Probl Cancer*. 2018 Sep;42(5):457-465.

3. Joshi R, Alim M, Kengne AP, et al. Task shifting for non-communicable disease management in low and middle income countries--a systematic review. *PLoS One*. 2014 Aug 14;9(8):e103754.
4. Harper DM, DeMars LR. HPV vaccines - A review of the first decade. *Gynecol Oncol*. 2017 Jul;146(1):196-204.
5. Massad LS, Einstein MH; 2012 ASCCP Consensus Guidelines Conference, et al. 2012 updated consensus guidelines for the management of abnormal cervical cancer screening tests and cancer precursors. *Obstet Gynecol*. 2013 Apr;121(4):829-846.
6. Siegel RL, Fedewa SA, Miller KD, et al. Cancer statistics for Hispanics/Latinos, 2015. *CA Cancer J Clin*. 2015 Nov-Dec;65(6):457-80.
7. Smith RA, Andrews KS, Brooks D, et al. Cancer screening in the United States, 2018: A review of current American Cancer Society guidelines and current issues in cancer screening. *CA Cancer J Clin*. 2018 Jul;68(4):297-316.
8. van Eck NJ, Waltman L. Software survey: VOSviewer, a computer program for bibliometric mapping. *Scientometrics*. 2010;84:523-38.
9. Liang M, Meng Y, Zhou S, et al. Research hotspots and trends analysis of ankylosing spondylitis: a bibliometric and scientometric analysis from 2009 to 2018. *Ann Transl Med*. 2020;8:1445.
10. Torre LA, Bray F, Siegel RL, et al. Global cancer statistics, 2012. *CA Cancer J Clin*. 2015 Mar;65(2):87-108.
11. Siegel RL, Miller KD, Jemal A. Cancer statistics, 2019. *CA Cancer J Clin*. 2019 Jan;69(1):7-34.
12. Torre LA, Siegel RL, Ward EM, et al. Global Cancer Incidence and Mortality Rates and Trends--An Update. *Cancer Epidemiol Biomarkers Prev*. 2016 Jan;25(1):16-27.
13. Global Burden of Disease Cancer Collaboration; Fitzmaurice C, Dicker D, et al. The Global Burden of Cancer 2013. *JAMA Oncol*. 2015 Jul;1(4):505-27.
14. Arbyn M, Weiderpass E, Bruni L, et al. Estimates of incidence and mortality of cervical cancer in 2018: a worldwide analysis. *Lancet Glob Health*. 2020 Feb;8(2):e191-e203.
15. Allemani C, Weir HK, CONCORD Working Group; Carreira H, et al. Global surveillance of cancer survival 1995-2009: analysis of individual data for 25,676,887 patients from 279 population-based registries in 67 countries (CONCORD-2). *Lancet*. 2015 Mar 14;385(9972):977-1010.
16. de Martel C, Plummer M, Vignat J, et al;. Worldwide burden of cancer attributable to HPV by site, country and HPV type. *Int J Cancer*. 2017 Aug 15;141(4):664-670.
17. Ronco G, Dillner J, Elfström KM; International HPV screening working group; et al. Efficacy of HPV-based screening for prevention of invasive cervical cancer: follow-up of four European randomised controlled trials. *Lancet*. 2014 Feb 8;383(9916):524-32.
18. DeSantis CE, Miller KD, Goding Sauer A, et al. Cancer statistics for African Americans, 2019. *CA Cancer J Clin*. 2019 May;69(3):211-233.

19. Arbyn M, Weiderpass E, Bruni L, et al. Estimates of incidence and mortality of cervical cancer in 2018: a worldwide analysis. *Lancet Glob Health*. 2020 Feb;8(2):e191-e203. doi: 10.1016/S2214-109X(19)30482-6
20. Saslow D, Solomon D, Lawson HW, et al. American Cancer Society, American Society for Colposcopy and Cervical Pathology, and American Society for Clinical Pathology screening guidelines for the prevention and early detection of cervical cancer. *Am J Clin Pathol*. 2012 Apr;137(4):516-42.
21. National Lung Screening Trial Research Team; Aberle DR, Adams AM, Berg CD, et al. Reduced lung-cancer mortality with low-dose computed tomographic screening. *N Engl J Med*. 2011 Aug 4;365(5):395-409.
22. Plummer M, Franceschi S, Vignat J, et al. Global burden of gastric cancer attributable to *Helicobacter pylori*. *Int J Cancer*. 2015 Jan 15;136(2):487-90.
23. Center MM, Jemal A, Lortet-Tieulent J, et al. International variation in prostate cancer incidence and mortality rates. *Eur Urol*. 2012 Jun;61(6):1079-92.
24. Anderson BO, Cazap E, El Saghir NS, et al. Optimisation of breast cancer management in low-resource and middle-resource countries: executive summary of the Breast Health Global Initiative consensus, 2010. *Lancet Oncol*. 2011 Apr;12(4):387-98.
25. Forman D, de Martel C, Lacey CJ, et al. Global burden of human papillomavirus and related diseases. *Vaccine*. 2012 Nov 20;30 Suppl 5:F12-23.
26. Alemany L, Cubilla A, Halc G, et al. Role of Human Papillomavirus in Penile Carcinomas Worldwide. *Eur Urol*. 2016 May;69(5):953-61.
27. Alemany L, Saunier M, Alvarado-Cabrero I, et al. Human papillomavirus DNA prevalence and type distribution in anal carcinomas worldwide. *Int J Cancer*. 2015 Jan 1;136(1):98-107.
28. Agorastos T, Chatzistamatiou K, Katsamagkas T, et al. Primary screening for cervical cancer based on high-risk human papillomavirus (HPV) detection and HPV 16 and HPV 18 genotyping, in comparison to cytology. *PLoS One*. 2015 Mar 20;10(3):e0119755.
29. Ronco G, Dillner J, Elfström KM, Tunesi S, et al. Efficacy of HPV-based screening for prevention of invasive cervical cancer: follow-up of four European randomised controlled trials. *Lancet*. 2014 Feb 8;383(9916):524-32.
30. Drolet M, Bénard É, Boily MC, et al. Population-level impact and herd effects following human papillomavirus vaccination programmes: a systematic review and meta-analysis. *Lancet Infect Dis*. 2015 May;15(5):565-80.
31. Alemany L, Saunier M, Tinoco L, et al. Large contribution of human papillomavirus in vaginal neoplastic lesions: a worldwide study in 597 samples. *Eur J Cancer*. 2014 Nov;50(16):2846-54.
32. Cancer Genome Atlas Research Network; Albert Einstein College of Medicine; Analytical Biological Services; et al. Integrated genomic and molecular characterization of cervical cancer. *Nature*. 2017 Mar 16;543(7645):378-384.
33. Ahnen DJ, Wade SW, Jones WF, et al. The increasing incidence of young-onset colorectal cancer: a call to action. *Mayo Clin Proc*. 2014 Feb;89(2):216-24.

34. Lew JB, Simms KT, Smith MA, et al. Primary HPV testing versus cytology-based cervical screening in women in Australia vaccinated for HPV and unvaccinated: effectiveness and economic assessment for the National Cervical Screening Program. *Lancet Public Health*. 2017 Feb;2(2):e96-e107.
35. Watson M, Benard V, King J, et al. National assessment of HPV and Pap tests: Changes in cervical cancer screening, National Health Interview Survey. *Prev Med*. 2017 Jul;100:243-247.
36. US Preventive Services Task Force; Curry SJ, Krist AH, et al. Screening for Cervical Cancer: US Preventive Services Task Force Recommendation Statement. *JAMA*. 2018 Aug 21;320(7):674-686.
37. Simms KT, Smith MA, Lew JB, et al. Will cervical screening remain cost-effective in women offered the next generation nonavalent HPV vaccine? Results for four developed countries. *Int J Cancer*. 2016 Dec 15;139(12):2771-2780.
38. Drolet M, Bénard É, Pérez N, et al. Population-level impact and herd effects following the introduction of human papillomavirus vaccination programmes: updated systematic review and meta-analysis. *Lancet*. 2019 Aug 10;394(10197):497-509.
39. Hall IJ, Tangka FKL, Sabatino SA, et al. Patterns and Trends in Cancer Screening in the United States. *Prev Chronic Dis*. 2018 Jul 26;15:E97.
40. Lei J, Ploner A, Elfström KM, et al. HPV Vaccination and the Risk of Invasive Cervical Cancer. *N Engl J Med*. 2020 Oct 1;383(14):1340-1348.
41. Arbyn M, Weiderpass E, Bruni L, et al. Estimates of incidence and mortality of cervical cancer in 2018: a worldwide analysis. *Lancet Glob Health*. 2020 Feb;8(2):e191-e203.
42. Arbyn M, Smith SB, Temin S, et al. Detecting cervical precancer and reaching underscreened women by using HPV testing on self samples: updated meta-analyses. *BMJ*. 2018 Dec 5;363:k4823.
43. Siegel RL, Miller KD, Jemal A. Cancer statistics, 2023. *CA Cancer J Clin*. 2023 Jan;73(1):17-48.
44. Arbyn M, Smith SB; Collaboration on Self-Sampling and HPV Testing. Detecting cervical precancer and reaching underscreened women by using HPV testing on self samples: updated meta-analyses. *BMJ*. 2018 Dec 5;363:k4823.
45. Fontham ETH, Wolf AMD, Church TR, et al. Cervical cancer screening for individuals at average risk: 2020 guideline update from the American Cancer Society. *CA Cancer J Clin*. 2020 Sep;70(5):321-346.
46. Smith RA, Andrews KS, Brooks D, et al. Cancer screening in the United States, 2019: A review of current American Cancer Society guidelines and current issues in cancer screening. *CA Cancer J Clin*. 2019 May;69(3):184-210.
47. Wright TC, Stoler MH, Behrens CM, et al. Primary cervical cancer screening with human papillomavirus: end of study results from the ATHENA study using HPV as the first-line screening test. *Gynecol Oncol*. 2015 Feb;136(2):189-97.
48. Smith RA, Andrews KS, Brooks D, et al. Cancer screening in the United States, 2018: A review of current American Cancer Society guidelines and current issues in cancer screening. *CA Cancer J Clin*. 2018 Jul;68(4):297-316.

49. Singh D, Vignat J, Lorenzoni V, et al. Global estimates of incidence and mortality of cervical cancer in 2020: a baseline analysis of the WHO Global Cervical Cancer Elimination Initiative. *Lancet Glob Health*. 2023 Feb;11(2):e197-e206.
50. Cibula D, Pötter R, Planchamp F, et al. The European Society of Gynaecological Oncology/European Society for Radiotherapy and Oncology/European Society of Pathology guidelines for the management of patients with cervical cancer. *Radiother Oncol*. 2018 Jun;127(3):404-416.
51. Vaccarella S, Lortet-Tieulent J, Plummer M, et al. Worldwide trends in cervical cancer incidence: impact of screening against changes in disease risk factors. *Eur J Cancer*. 2013 Oct;49(15):3262-73.
52. Torre LA, Sauer AM, Chen MS Jr, et al. Cancer statistics for Asian Americans, Native Hawaiians, and Pacific Islanders, 2016: Converging incidence in males and females. *CA Cancer J Clin*. 2016 May;66(3):182-202.

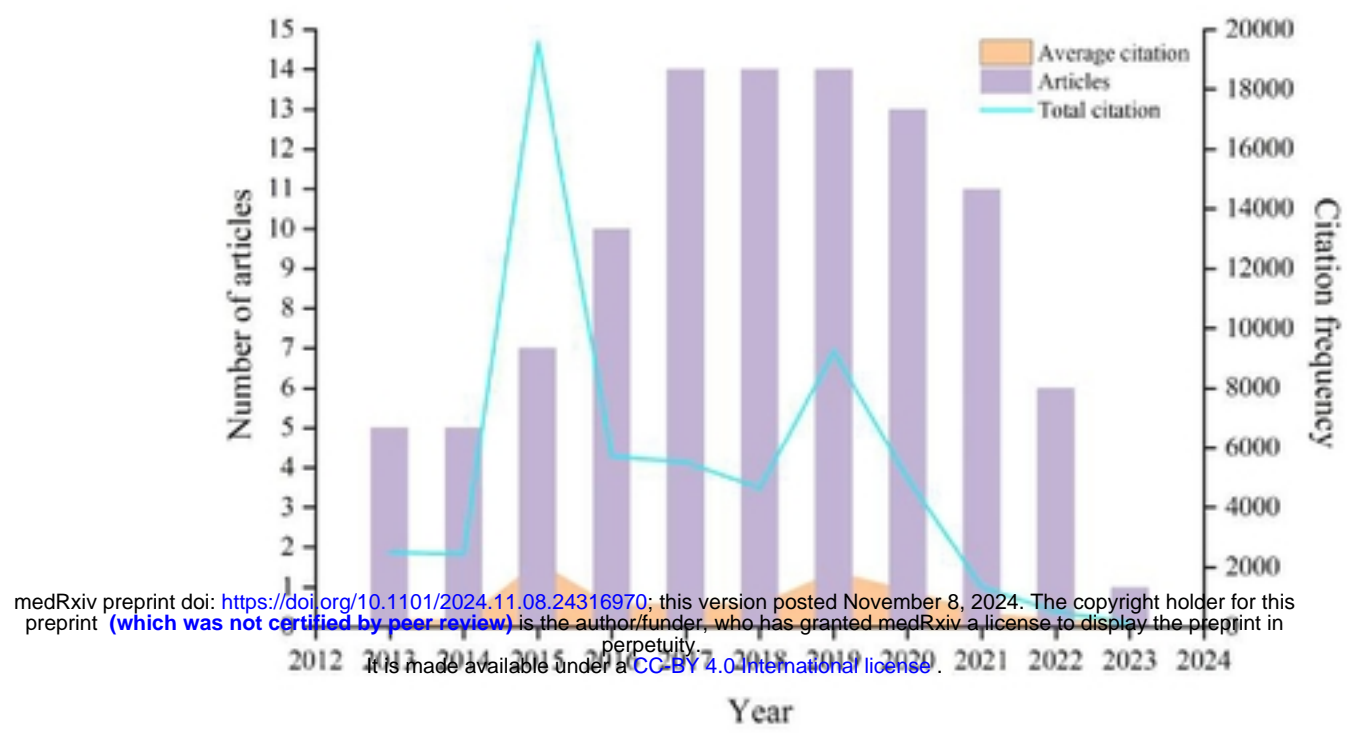


Fig.1 Year of publication and citation

Fig. 2 Network visualization of authors that contributed to the top 100 cited papers

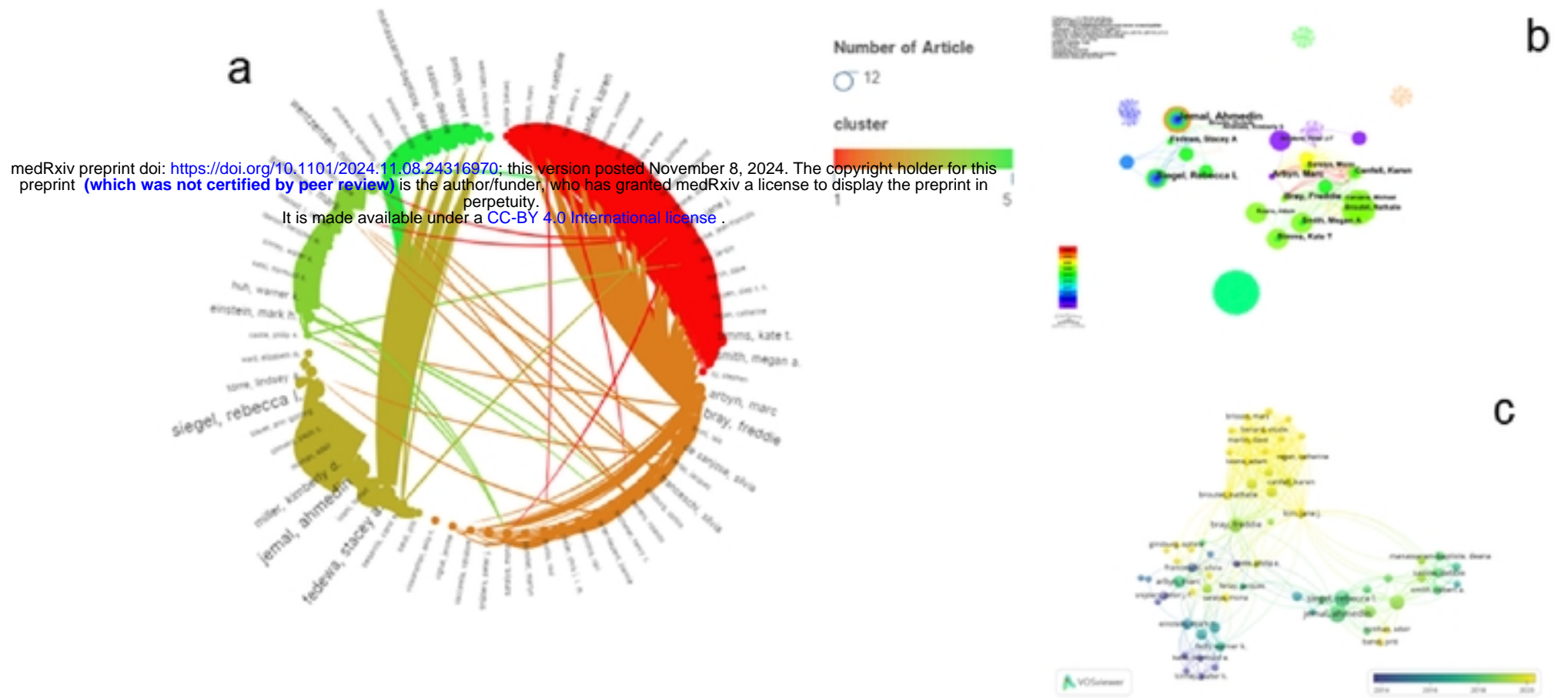
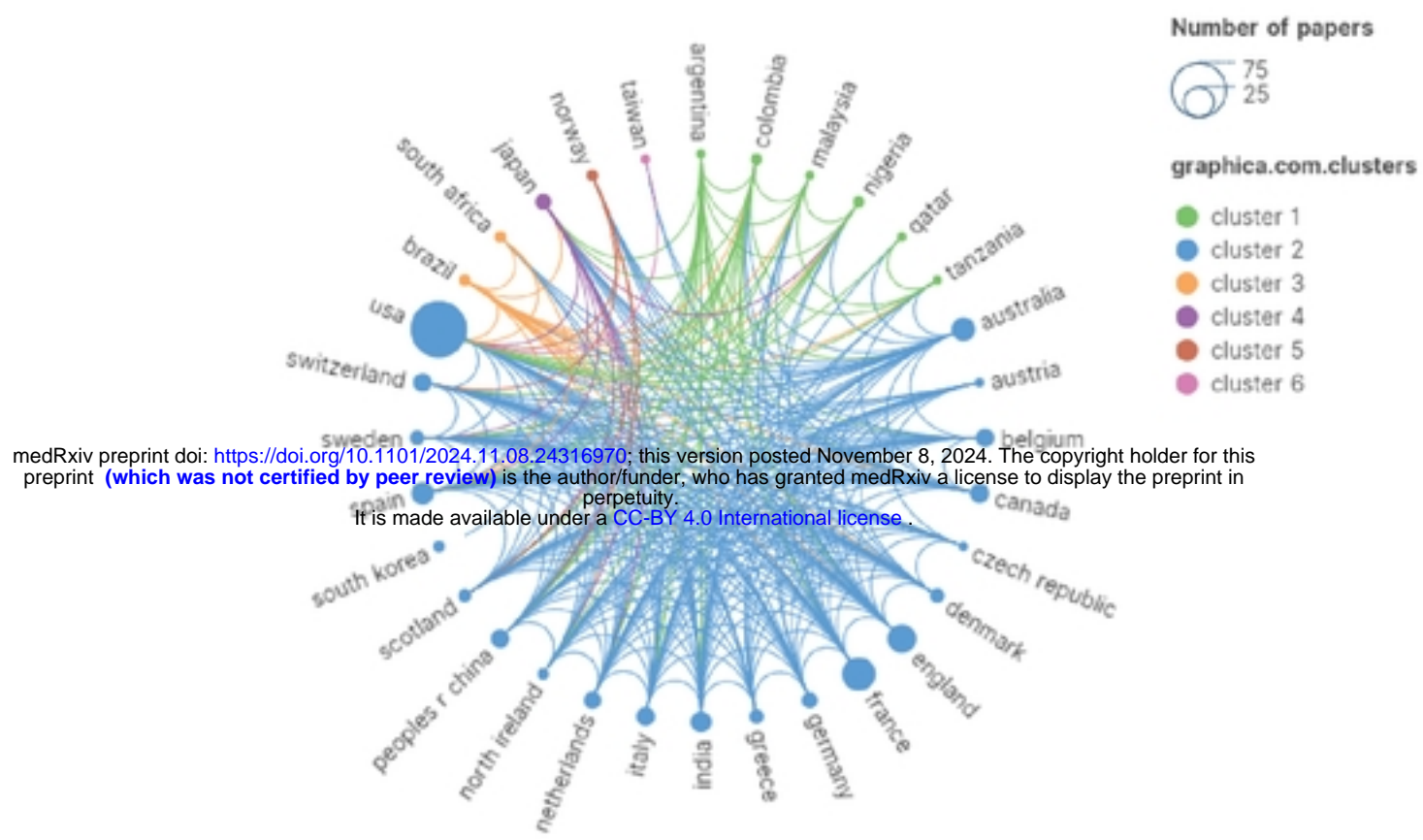
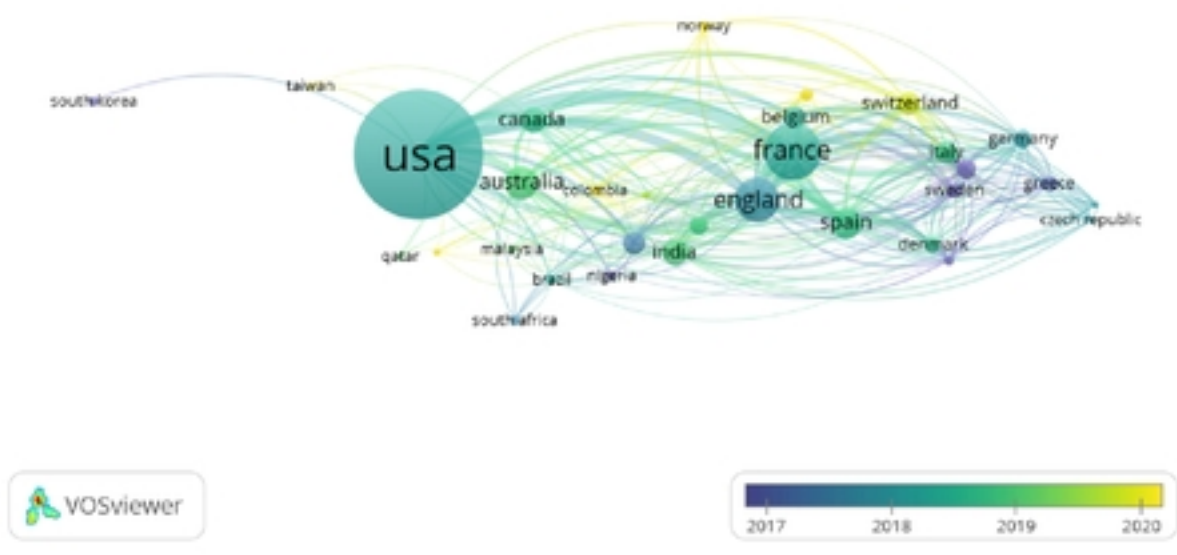
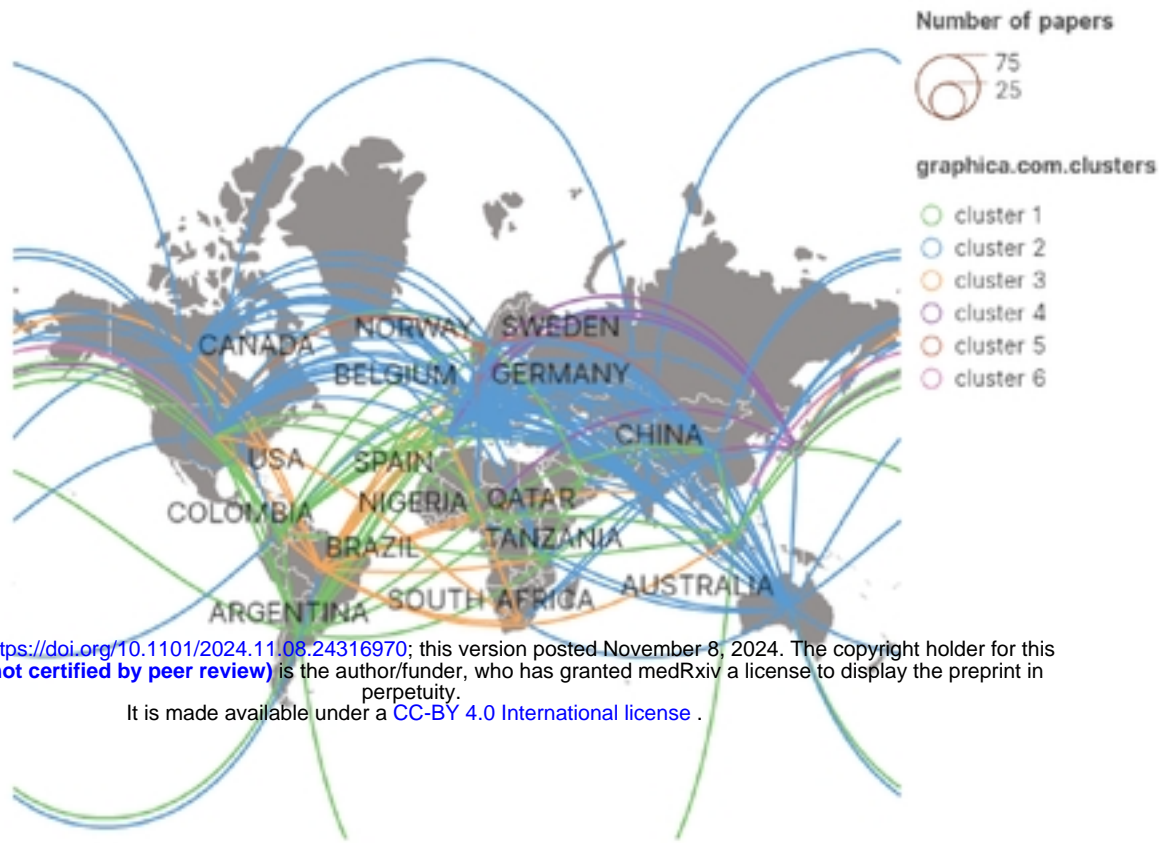


Fig. 3 Networks showing the collaboration among countries in the top 100 cited papers



medRxiv preprint doi: <https://doi.org/10.1101/2024.11.08.24316970>; this version posted November 8, 2024. The copyright holder for this preprint (which was not certified by peer review) is the author/funder, who has granted medRxiv a license to display the preprint in perpetuity. It is made available under a [CC-BY 4.0 International license](https://creativecommons.org/licenses/by/4.0/).






medRxiv preprint doi: <https://doi.org/10.1101/2024.11.08.24316970>; this version posted November 8, 2024. The copyright holder for this preprint (which was not certified by peer review) is the author/funder, who has granted medRxiv a license to display the preprint in perpetuity. It is made available under a [CC-BY 4.0 International license](https://creativecommons.org/licenses/by/4.0/).

CiteSpace v. 5.10.R (64-bit)
 March 8, 2018 at 12:46:48 AM CST
 Graph: C:\Users\123456789\Documents\cancer_collaborations
 TimeSpan: 2014-2022 (Static Weighting)
 Modularity Q: 0.954 (0.953) LRF=1.0, L/N=10, SRF=0.01
 Labeling: g-index (0.95) L=100 (0.95)
 Pruning: Pathfinder
 Modularity Q=0.954
 Weighted Mean Silhouette S=0.969
 Harmonic Mean Q+S=0.961



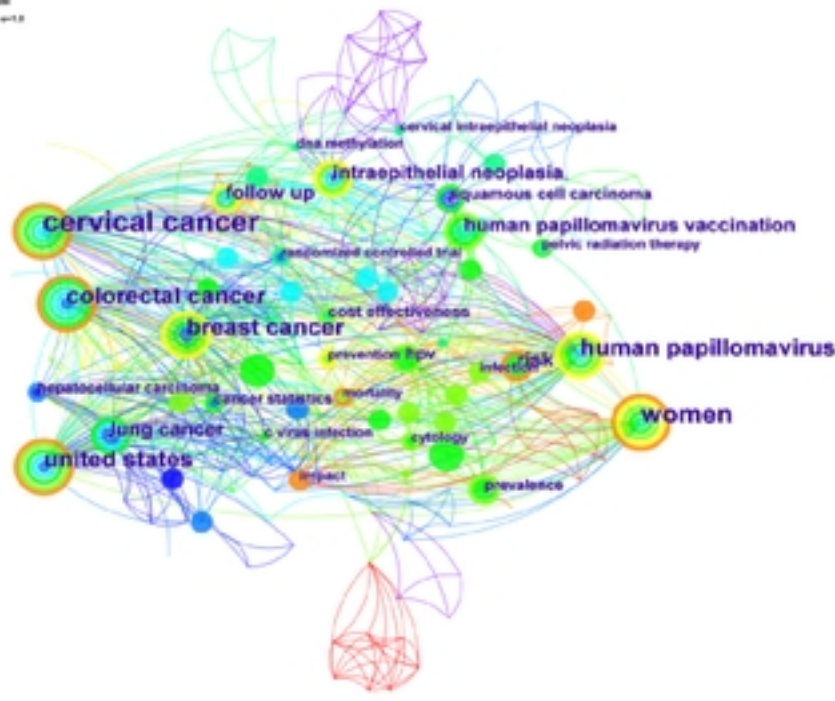
Fig.5 dual-journal map



medRxiv preprint doi: <https://doi.org/10.1101/2024.11.08.24316970>; this version posted November 8, 2024. The copyright holder for this preprint (which was not certified by peer review) is the author/funder, who has granted medRxiv a license to display the preprint in perpetuity. It is made available under a [CC-BY 4.0 International license](https://creativecommons.org/licenses/by/4.0/) .

Fig.6 Network visualization keywords and clustering

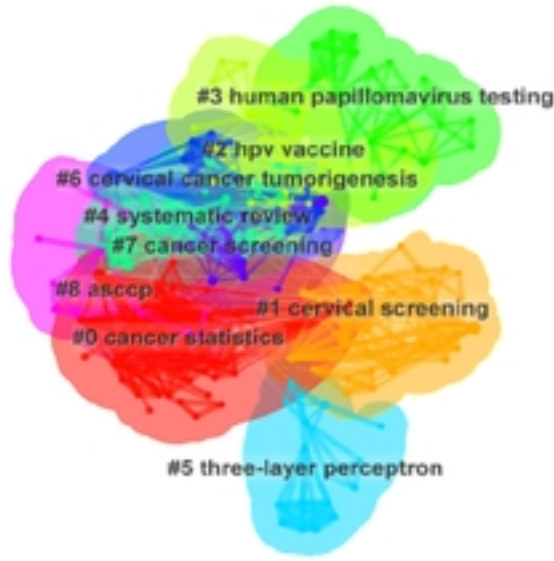
CiteSpace v. 5.10.R1 (64-bit)
Date: 2024-11-08 10:29:14 (UTC)
Time: 0.05000000000000000
Max Q: 0.9500000000000000
Max S: 0.9500000000000000
M: 100
N: 10
Weighted Mean Silhouette (Q) = 0.9500000000000000
Weighted Mean Modularity (S) = 0.9500000000000000
Weighted Mean Q-S Index = 0.9500000000000000
Number of Clusters = 10
Number of Modularity Classes = 10
Number of Strongly Connected Components = 10
Number of Weakly Connected Components = 10
Number of Pruning Iterations = 10
Number of Final Modularity Classes = 10
Number of Final Strongly Connected Components = 10
Number of Final Weakly Connected Components = 10



medRxiv preprint doi: <https://doi.org/10.1101/2024.11.08.24316970>; this version posted November 8, 2024. The copyright holder for this preprint (which was not certified by peer review) is the author/funder, who has granted medRxiv a license to display the preprint in perpetuity.

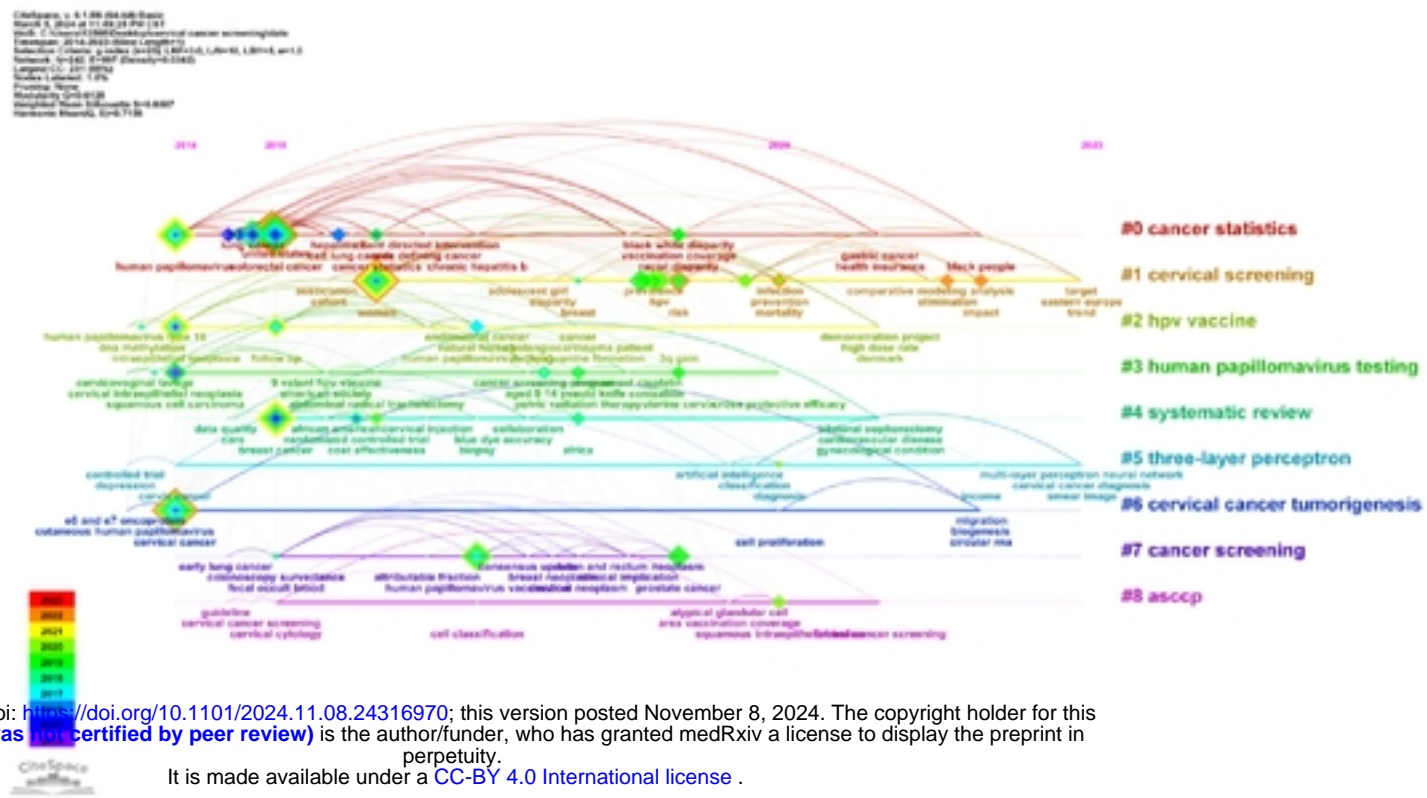
It is made available under a [CC-BY 4.0 International license](https://creativecommons.org/licenses/by/4.0/) .

CiteSpace v. 5.10.R1 (64-bit)
Date: 2024-11-08 10:29:14 (UTC)
Time: 0.05000000000000000
Max Q: 0.9500000000000000
Max S: 0.9500000000000000
M: 100
N: 10
Weighted Mean Silhouette (Q) = 0.9500000000000000
Weighted Mean Modularity (S) = 0.9500000000000000
Weighted Mean Q-S Index = 0.9500000000000000
Number of Clusters = 10
Number of Modularity Classes = 10
Number of Strongly Connected Components = 10
Number of Weakly Connected Components = 10
Number of Pruning Iterations = 10
Number of Final Modularity Classes = 10
Number of Final Strongly Connected Components = 10
Number of Final Weakly Connected Components = 10



CiteSpace v. 5.10.R1 (64-bit)
Date: 2024-11-08 10:29:14 (UTC)
Time: 0.05000000000000000
Max Q: 0.9500000000000000
Max S: 0.9500000000000000
M: 100
N: 10
Weighted Mean Silhouette (Q) = 0.9500000000000000
Weighted Mean Modularity (S) = 0.9500000000000000
Weighted Mean Q-S Index = 0.9500000000000000
Number of Clusters = 10
Number of Modularity Classes = 10
Number of Strongly Connected Components = 10
Number of Weakly Connected Components = 10
Number of Pruning Iterations = 10
Number of Final Modularity Classes = 10
Number of Final Strongly Connected Components = 10
Number of Final Weakly Connected Components = 10

Fig.7 Keyword clustering analysis of the top 100 cited papers changes by year



medRxiv preprint doi: <https://doi.org/10.1101/2024.11.08.24316970>; this version posted November 8, 2024. The copyright holder for this preprint (which was not certified by peer review) is the author/funder, who has granted medRxiv a license to display the preprint in perpetuity. It is made available under a [CC-BY 4.0 International license](https://creativecommons.org/licenses/by/4.0/).

Fig. 8 Network visualization of the keywords with the strongest citation bursts of the top 100 cited papers

Top 20 Keywords with the Strongest Citation Bursts

Keywords	Year	Strength	Begin	End	2014 - 2024
squamous cell carcinoma	2014	1.21	2014	2016	
breast cancer	2015	1.85	2015	2016	
hepatocellular carcinoma	2015	1.77	2015	2016	
colorectal cancer	2015	1.64	2015	2016	
lung cancer	2015	1.26	2015	2017	
randomized controlled trial	2016	1.38	2016	2018	
cervical cancer	2014	1.27	2016	2018	
follow up	2015	1.89	2017	2018	
human papillomavirus vaccination	2017	1.61	2017	2020	
pelvic radiation therapy	2018	1.68	2018	2019	
women	2016	2.78	2019	2020	
hpv	2019	2.38	2019	2020	
prevalence	2019	1.97	2019	2020	
cytology	2019	1.57	2019	2020	
prevention	2020	1.93	2020	2021	
infection	2020	1.56	2020	2022	
mortality	2020	1.56	2020	2022	
diagnosis	2020	1.17	2020	2022	
impact	2022	2.32	2022	2024	
risk	2019	1.74	2022	2024	

medRxiv preprint doi: <https://doi.org/10.1101/2024.11.08.24316970>; this version posted November 8, 2024. The copyright holder for this preprint (which was not certified by peer review) is the author/funder, who has granted medRxiv a license to display the preprint in perpetuity. It is made available under a [CC-BY 4.0 International license](https://creativecommons.org/licenses/by/4.0/).

Fig. 9 Co-cited articles and co-cited reference analysis of the top 100 cited papers




Fig. 10 Top 25 references with the strongest citation bursts of the top 100 cited papers

Top 25 References with the Strongest Citation Bursts

References	Year	Strength	Begin	End	2014 - 2023
Arbyn M, 2012, VACCINE, V30, PF88, DOI 10.1016/j.vaccine.2012.06.095, DOI	2012	2.25	2014	2016	
Saslow D, 2012, AM J CLIN PATHOL, V137, P516, DOI 10.1309/AJCPTGD94EVR5JCG, DOI	2012	2.86	2015	2017	
Aberle DR, 2011, NEW ENGL J MED, V365, P395, DOI 10.1056/NEJMoa1102873, DOI	2011	2.05	2015	2016	
Plummer M, 2015, INT J CANCER, V136, P487, DOI 10.1002/ijc.28999, DOI	2015	2.05	2015	2016	
Center MM, 2012, EUR UROL, V61, P1079, DOI 10.1016/j.eururo.2012.02.054, DOI	2012	2.05	2015	2016	
Anderson BO, 2011, LANCET ONCOL, V12, P387, DOI 10.1016/S1470-2045(11)70031-6, DOI	2011	1.02	2015	2016	
Forman D, 2012, VACCINE, V30, PF12, DOI 10.1016/j.vaccine.2012.07.055, DOI	2012	1.95	2016	2017	
Aleman L, 2016, EUR UROL, V69, P953, DOI 10.1016/j.eururo.2015.12.007, DOI	2016	1.64	2016	2018	
Aleman L, 2015, INT J CANCER, V136, P98, DOI 10.1002/ijc.28963, DOI	2015	1.23	2016	2018	
Agorastos T, 2015, PLOS ONE, V10, P0, DOI 10.1371/journal.pone.0119755, DOI	2015	0.97	2016	2017	
Ronco G, 2014, LANCET, V383, P524, DOI 10.1016/S0140-6736(13)62218-7, DOI	2014	3.14	2017	2019	
Drolet M, 2015, LANCET INFECT DIS, V15, P565, DOI 10.1016/S1473-3099(14)71073-4, DOI	2015	1.87	2017	2019	
Aleman L, 2014, EUR J CANCER, V50, P2846, DOI 10.1016/j.ejca.2014.07.018, DOI	2014	1.03	2017	2018	
Arbyn M, 2018, VACCINE, V36, P1170, DOI 10.1016/j.vaccine.2018.08.043, DOI	2018	1.66	2018	2019	
Ahnen DJ, 2014, MAYO CLIN PROC, V116, P16, DOI 10.1016/j.mayocp.2013.09.006, DOI	2014	0.83	2018	2019	
Walker TY, 2018, MMWR-MORBID MORTAL W, V67, P909, DOI 10.15585/mmwr.mm6733a1, DOI	2018	2.22	2019	2020	
Lew JB, 2017, LANCET PUBLIC HEALTH, V2, PE96, DOI 10.1016/S2468-2667(17)30007-5, DOI	2017	1.9	2019	2020	
Watson M, 2017, PREV MED, V100, P243, DOI 10.1016/j.ypmed.2017.05.004, DOI	2017	1.58	2019	2020	
Curry SJ, 2018, OBSTET GYNECOL SURV, V73, P689, DOI 10.1001/jama.2018.10897, DOI	2018	1.26	2019	2020	
Simms KT, 2016, INT J CANCER, V139, P2771, DOI 10.1002/ijc.30392, DOI	2016	1.26	2019	2020	
Drolet M, 2019, LANCET, V394, P497, DOI 10.1016/S0140-6736(19)30298-3, DOI	2019	2.62	2020	2021	
Hall LJ, 2018, PREV CHRONIC DIS, V15, P0, DOI 10.5888/pcd15.170465, DOI	2018	1.49	2020	2023	
Lei JY, 2020, NEW ENGL J MED, V383, P1340, DOI 10.1056/NEJMoa1917338, DOI	2020	3.33	2021	2023	
Arbyn M, 2020, LANCET GLOB HEALTH, V8, PE191, DOI 10.1016/S2214-109X(19)30482-6, DOI	2020	3.07	2021	2023	
Arbyn M, 2018, BMJ-BRIT MED J, V363, P0, DOI 10.1136/bmj.k4823, DOI	2018	2.7	2021	2023	

medRxiv preprint doi: <https://doi.org/10.1101/2024.11.08.24316970>; this version posted November 8, 2024. The copyright holder for this preprint (which was not certified by peer review) is the author/funder, who has granted medRxiv a license to display the preprint in perpetuity. It is made available under a [CC-BY 4.0 International license](https://creativecommons.org/licenses/by/4.0/).

Fig. 11 Co-cited articles and co-cited reference cluster analysis of the top 100 cited papers changes by year



Figure 11

Table 1 Search strategy

ID	Result	Search strategy
#1	124471	TS= (“Uterine Cervical Neoplasms” OR “Cervical Neoplasm, Uterine” OR “Neoplasm, Uterine Cervical” OR “Uterine Cervical Neoplasm” OR “Neoplasms, Cervical” OR “Cervical Neoplasms” OR “Cervical Neoplasm” OR “Neoplasms, Cervix” OR “Cervix Neoplasm” OR “Neoplasm, Cervix” OR “Cervix Neoplasms” OR “Cancer of the Uterine Cervix” OR “Cancer of the Cervix” OR “Cervical Cancer” OR “Cancer, Cervical” OR “Cervical Cancers” OR “Uterine Cervical Cancer” OR “Cancer, Uterine Cervical” OR “Cervical Cancer, Uterine” OR “Uterine Cervical Cancers” OR “Cancer of Cervix” OR “Cervix Cancer” OR “Cancer, Cervix”)
#2	400918	TS = (“Early Detection of Cancer” OR “Cancer Early Detection” OR “Cancer Screening” OR “Screening, Cancer” OR “Cancer Screening Tests” OR “Cancer Screening Test” OR “Screening Test, Cancer” OR “Screening Tests, Cancer” OR “Test, Cancer Screening” OR “Tests, Cancer Screening” OR “Early Diagnosis of Cancer” OR “Cancer Early Diagnosis”)
#3	28443	#1 AND #2
#4	100	Top 100 cited papers identified

medRxiv preprint doi: <https://doi.org/10.1101/2024.11.08.24316970>; this version posted November 8, 2024. The copyright holder for this preprint (which was not certified by peer review) is the author/funder, who has granted medRxiv a license to display the preprint in perpetuity. It is made available under a [CC-BY 4.0 International license](https://creativecommons.org/licenses/by/4.0/).

Table 2 The top 100 cited papers in CCS

Title	First author	Journal	Total citation	Year	Average citation by year
Global Cancer Statistics.2012	Torre, Lindsey A.	Ca-a Cancer Journal for Clinicians	14567	2015	1618.56
Cancer statistics,2019	Siegel, RL	Ca-a Cancer Journal for Clinicians	4436	2019	887.20
Global Cancer Incidence and Mortality Rates and Trends-An Update	Torre, Lindsey A.	Cancer Epidemiology Biomarkers & Prevention	2501	2016	312.63
The Global Burden of Cancer 2013 Global Burden of Disease Cancer Collaboration	Fitzmaurice, C	Jama Oncology	2107	2015	234.11
Estimates of incidence and mortality of cervical cancer in 2018: a worldwide analysis	Arbyn, M	Lancet Global Health	1785	2020	446.25
Global surveillance of cancer survival 1995-2009: analysis of individual data for 25 676 887 patients from 279 population-based registries in 67 countries (CONCORD-2)	Allemani, C	Lancet	1673	2015	185.89
Cervical cancer	Cohen, PA	Lancet	1202	2019	240.40
Efficacy of HPV-based screening for prevention of invasive cervical cancer: follow-up of four European randomised controlled trials	Ronco, G	Lancet	1139	2014	113.90
Cancer statistics for African Americans, 2019	DeSantis, CE	Ca-a Cancer Journal for Clinicians	1116	2019	223.20

Title	First author	Journal	Total citation	Year	Average citation by year
Global Cancer in Women: Burden and Trend	Torre, LA	Cancer Epidemiology Biomarkers & Prevention	763	2017	109.00
Head and Neck Squamous Cell Carcinoma: Update on Epidemiology, Diagnosis, and Treatment	Marur, S	Mayo Clinic Proceedings	740	2016	92.50
Cervical Cancer: A Global Health Crisis	Small, W	Cancer	728	2017	104.00
2012 Updated Consensus Guidelines for the Management of Abnormal Cervical Cancer Screening Tests and Cancer Precursors	Massad, LS	Journal of Lower Genital Tract Disease	694	2013	63.09
Cancer of the cervix uteri	Bhatla, N	International Journal of Gynecology & Obstetrics	657	2018	109.50
Screening for Cervical Cancer US Preventive Services Task Force Recommendation Statement	Curry, SJ	Jama-Journal of The American Medical Association	582	2018	97.00
Cancer statistics for African Americans, 2016: Progress and opportunities in reducing racial disparities	DeSantis, CE	Ca-a Cancer Journal for Clinicians	579	2016	72.38
Recommendations for the use of next-generation sequencing (NGS) for patients with metastatic cancers: a report from the ESMO Precision Medicine Working Group	Mosele, F	Annals of Oncology	556	2020	139.00
Human papillomavirus and cervical cancer	Crosbie, EJ	Lancet	551	2013	50.09

Title	First author	Journal	Total citation	Year	Average citation by year
Mild Obesity, Physical Activity, Calorie Intake, and the Risks of Cervical Intraepithelial Neoplasia and Cervical Cancer	Lee, JK	Plos One	524	2013	47.64
Carcinogenic human papillomavirus infection	Schiffman, M	Nature Reviews Disease Primers	508	2016	63.50
2019 ASCCP Risk-Based Management Consensus Guidelines for Abnormal Cervical Cancer Screening Tests and Cancer Precursors	Perkins, RB	Journal of Lower Genital Tract Disease	507	2020	126.75
Cervical Cancer, Version 3.2019	Koh, WJ	Journal of The National Comprehensive Cancer Network	507	2019	101.40
Survival after Minimally Invasive Radical Hysterectomy for Early-Stage Cervical Cancer	Melamed, A	New England Journal of Medicine	463	2018	77.17
Accuracy of human papillomavirus testing on self-collected versus clinician-collected samples: a meta-analysis	Arbyn, M	Lancet Oncology	455	2014	45.50
Trends in the Utilization of Brachytherapy in Cervical Cancer in the United States	Han, K	International Journal of Radiation Oncology Biology Physics	402	2013	36.55

Title	First author	Journal	Total citation	Year	Average citation by year
Detecting cervical precancer and reaching underscreened women by using HPV testing on self samples: updated meta-analyses	Arbyn, M	BMJ-British Medical Journal	399	2018	66.50
Cervical cancer screening for individuals at average risk: 2020 guideline update from the American Cancer Society	Fontham, ETH	Ca-a Cancer Journal for Clinicians	398	2020	99.50
Cancer screening in the United States, 2019: A review of current American Cancer Society guidelines and current issues in cancer screening	Smith, RA	Ca-a Cancer Journal for Clinicians	390	2019	78.00
Primary cervical cancer screening with human papillomavirus: End of study results from the ATHENA study using HPV as the first-line screening test	Wright, TC	Gynecologic Oncology	379	2015	42.11
Cancer Screening in the United States, 2018: A Review of Current American Cancer Society Guidelines and Current Issues in Cancer Screening	Smith, RA	Ca-a Cancer Journal for Clinicians	376	2018	62.67
Impact of HPV vaccination and cervical screening on cervical cancer elimination: a comparative modelling analysis in 78 low-income and lower-middle-income countries	Brisson, M	Lancet	358	2020	89.50
The European Society of Gynaecological Oncology/European Society for Radiotherapy and Oncology/European Society of Pathology guidelines for the management of patients with cervical cancer	Cibula, D	Radiotherapy And Oncology	353	2018	58.83

Title	First author	Journal	Total citation	Year	Average citation by year
Cancer statistics for Hispanics/Latinos, 2015	Siegel, RL	Ca-a Cancer Journal for Clinicians	340	2015	37.78
Trends in the Utilization of Brachytherapy in Cervical Cancer in the United States	Han, K	Inteenational Journal of Radiation Oncology Biology Physics	402	2013	36.55
Detecting cervical precancer and reaching underscreened women by using HPV testing on self samples: updated meta-analyses	Arbyn, M	BMJ-British Medical Journal	399	2018	66.50
Cervical cancer screening for individuals at average risk: 2020 guideline update from the American Cancer Society	Fontham, ETH	Ca-a Cancer Journal for Clinicians	398	2020	99.50
Cancer screening in the United States, 2019: A review of current American Cancer Society guidelines and current issues in cancer screening	Smith, RA	Ca-a Cancer Journal for Clinicians	390	2019	78.00
Primary cervical cancer screening with human papillomavirus: End of study results from the ATHENA study using HPV as the first-line screening test	Wright, TC	Gynecologic Oncology	379	2015	42.11
Cancer Screening in the United States, 2018: A Review of Current American Cancer Society Guidelines and Current Issues in Cancer Screening	Smith, RA	Ca-a Cancer Journal for Clinicians	376	2018	62.67

Title	First author	Journal	Total citation	Year	Average citation by year
Impact of HPV vaccination and cervical screening on cervical cancer elimination: a comparative modelling analysis in 78 low-income and lower-middle-income countries	Brisson, M	Lancet	358	2020	89.50
The European Society of Gynaecological Oncology/European Society for Radiotherapy and Oncology/European Society of Pathology guidelines for the management of patients with cervical cancer	Cibula, D	Radiotherapy And Oncology	353	2018	58.83
Cancer statistics for Hispanics/Latinos, 2015	Siegel, RL	Ca-a Cancer Journal for Clinicians	340	2015	37.78
Inflammation and cancer	Murata, M	Environmental Health And Preventive Medicine	330	2018	55.00
Worldwide trends in cervical cancer incidence: Impact of screening against changes in disease risk factors	Vaccarella, S	European Journal of Cancer	328	2013	29.82
Task Shifting for Non-Communicable Disease Management in Low and Middle Income Countries - A Systematic Review	Joshi, R	Plos One	315	2014	31.50
ACG Clinical Guideline: Preventive Care in Inflammatory Bowel Disease	Farnye, FA	American Journal of Gastroenterology	314	2017	44.86

Title	First author	Journal	Total citation	Year	Average citation by year
Breast Cancer Epidemiology, Prevention, and Screening	Winters, S	Progress In Molecular Biology And Translational Science	309	2017	44.14
Cancer risk in HIV-infected people in the USA from 1996 to 2012: a population-based, registry-linkage study	Hernández-Ramírez, RU	Lancet Hiv	286	2017	40.86
Cervical cancer worldwide	Vu, M	Current Problems In Cancer	281	2018	46.83
Clinical implications of (epi)genetic changes in HPV-induced cervical precancerous lesions	Steenbergen, RDM	Nature Reviews Cancer	273	2014	27.30
Cancer Screening in the United States, 2015: A Review of Current American Cancer Society Guidelines and Current Issues in Cancer Screening	Smith, RA	Ca-a Cancer Journal for Clinicians	272	2015	30.22
Effects of Community-Based Health Worker Interventions to Improve Chronic Disease Management and Care Among Vulnerable Populations: A Systematic Review	Kim, K	American Journal of Public Health	271	2016	33.88
Cancer Statistics for Asian Americans, Native Hawaiians, and Pacific Islanders, 2016: Converging Incidence in Males and Females	Torre, LA	Ca-a Cancer Journal for Clinicians	270	2016	33.75
Evaluation of antioxidant and anticancer activity of copper oxide nanoparticles synthesized using medicinally important plant extracts	Rehana,	Biomedicine & Pharmacotherapy	263	2017	37.57

Title	First author	Journal	Total citation	Year	Average citation by year
The human papillomavirus family and its role in carcinogenesis	Tommasino, M	Seminars In Cancer Biology	263	2014	26.30
Mortality impact of achieving WHO cervical cancer elimination targets: a comparative modelling analysis in 78 low-income and lower-middle-income countries	Canfell, K	Lancet	255	2020	63.75
HPV vaccines - A review of the first decade	Harper, DM	Gynecologic Oncology	254	2017	36.29
The effects of the national HPV vaccination programme in England, UK, on cervical cancer and grade 3 cervical intraepithelial neoplasia incidence: a register-based observational study	Falcaro, M	Lancet	251	2021	83.67
Skin Cancer: Epidemiology, Disease Burden, Pathophysiology, Diagnosis, and Therapeutic Approaches	Apalla, Z	Dermatology And Therapy	247	2017	35.29
Impact of scaled up human papillomavirus vaccination and cervical screening and the potential for global elimination of cervical cancer in 181 countries, 2020-99: a modelling study	Simms, KT	Lancet Oncology	243	2019	48.60
Cytology versus HPV testing for cervical cancer screening in the general population	Koliopoulos, G	Cochrane Database of Systematic Reviews	243	2017	34.71
Human Papillomavirus in Cervical Cancer and Oropharyngeal Cancer: One Cause, Two Diseases	Berman, TA	Cancer	242	2017	34.57

Title	First author	Journal	Total citation	Year	Average citation by year
Presence and Number of Lymph Node Metastases Are Associated With Compromised Survival for Patients Younger Than Age 45 Years With Papillary Thyroid Cancer	Adam, MA	Journal of Clinical Oncology	241	2015	26.78
The projected timeframe until cervical cancer elimination in Australia: a modelling study	Hall, MT	Lancet Public Health	240	2019	48.00
Invasive Cancer Incidence, 2004-2013, and Deaths, 2006-2015, in Nonmetropolitan and Metropolitan Counties - United States	Henley, SJ	Mmwr Surveillance Summaries	240	2017	34.29
Estimates of the global burden of cervical cancer associated with HIV	Stelzle, D	Lancet Global Health	239	2021	79.67
Cervical cancer: screening, diagnosis and staging	Tsikouras, P	Journal of Buon	237	2016	29.63
DeepPap: Deep Convolutional Networks for Cervical Cell Classification	Zhang, L	IEEE Journal of Biomedical And Health Informatics	233	2017	33.29
National cancer incidence and mortality in China, 2012	Chen, WQ	Chinese Journal of Cancer Research Best Practice & Research	231	2016	28.88
The natural history of human papillomavirus infection	de Sanjosé, S	Clinical Obstetrics & Gynaecology	227	2018	37.83
Rural-Urban Differences in Cancer Incidence and Trends in the United States	Zahnd, WE	Cancer Epidemiology Biomarkers & Prevention	226	2018	37.67

Title	First author	Journal	Total citation	Year	Average citation by year
Impact of cervical screening on cervical cancer mortality: estimation using stage-specific results from a nested case-control study	Landy, R	British Journal of Cancer	217	2016	27.13
Sentinel lymph node assessment in endometrial cancer: a systematic review and meta-analysis	Smith, AJB	American Journal of Obstetrics And Gynecology	216	2017	30.86
Breast cancer early detection: A phased approach to implementation	Ginsburg, O	Cancer	208	2020	52.00
An Observational Study of Deep Learning and Automated Evaluation of Cervical Images for Cancer Screening	Hu, LM	JNCI-Journal of The National Cancer Institute	206	2019	41.20
A Review of Cervical Cancer: Incidence and Disparities	Buskwoffe, A	Journal of The National Medical Association	202	2020	50.50
Pathology and laboratory medicine in low-income and middle-income countries 1: Access to pathology and laboratory medicine services: a crucial gap	Wilson, ML	Lancet	200	2018	33.33
Human Papillomavirus Infection and Cervical Cancer: Epidemiology, Screening, and Vaccination-Review of Current Perspectives	Chan, CK	Journal of Oncology	198	2019	39.60
JOURNAL OF ONCOLOGY	Wang, RJ	Cancer Letters	197	2020	49.25
Near-infrared fluorescence for detection of sentinel lymph nodes in women with cervical and uterine cancers (FILM): a randomised, phase 3, multicentre, non-inferiority trial	Frumovitz, M	Lancet Oncology	192	2018	32.00

Title	First author	Journal	Total citation	Year	Average citation by year
Human Papilloma Virus-Associated Cervical Cancer and Health Disparities	Olusola, P	Cells	188	2019	37.60
Opportunities and challenges for human papillomavirus vaccination in cancer	Roden, RBS	Nature Reviews Cancer	187	2018	31.17
Cancer statistics for African American/Black People 2022	Giaquinto, AN	Ca-a Cancer Journal for Clinicians	183	2022	91.50
Cancer overdiagnosis: a biological challenge and clinical dilemma	Srivastava, S	Nature Reviews Cancer	180	2019	36.00
Patterns and Trends in Cancer Screening in the United States	Hall, IJ	Preventing Chronic Disease	179	2018	29.83
Impact of provider-patient communication on cancer screening adherence: A systematic review	Peterson, EB	Preventive Medicine	162	2016	20.25
Cervical cancer in low and middle-income countries	Hull, R	Oncology Letters	149	2020	37.25
Data-Driven Cervical Cancer Prediction Model with Outlier Detection and Over-Sampling Methods	Ijaz, MF	Sensors	142	2020	35.50
Global estimates of incidence and mortality of cervical cancer in 2020: a baseline analysis of the WHO Global Cervical Cancer Elimination Initiative	Singh, D	Lancet Global Health	141	2023	141.00
Cancer statistics for the US Hispanic/Latino population, 2021	Miller, KD	Ca-a Cancer Journal for Clinicians	137	2021	45.67
Self-sampling for human papillomavirus (HPV) testing: a systematic review and meta-analysis	Yeh, PT	BMJ Global Health	133	2019	26.60
Cancer of the cervix uteri: 2021 update	Bhatla, N	International Journal of Gynecology & Obstetrics	123	2021	41.00

Title	First author	Journal	Total citation	Year	Average citation by year
Impact of HPV vaccine hesitancy on cervical cancer in Japan: a modelling study	Simms, KT	Lancet Public Health	119	2020	29.75
Cervical Cancer Immunotherapy: Facts and Hopes	Ferrall, L	Clinical Cancer Research	101	2021	33.67
AI recognition of patient race in medical imaging: a modelling study	Gichoya, JW	Lancet Digital Health	100	2022	50.00
Mycotoxin exposure and human cancer risk: A systematic review of epidemiological studies	Claeys, L	Comprehensive Reviews In Food Science And Food Safety	100	2020	25.00
Current Prevalence of Major Cancer Risk Factors and Screening Test Use in the United States: Disparities by Education and Race/Ethnicity	Samer, AG	Cancer Epidemiology Biomarkers & Prevention	97	2019	19.40
The IARC Perspective on Cervical Cancer Screening	Bouvard, V	New England Journal of Medicine	92	2021	30.67
Endometriosis and cancer: a systematic review and meta-analysis	Kvaskoff, M	Human Reproduction Update	91	2021	30.33
Impact of COVID-19 on Cervical Cancer Screening Rates Among Women Aged 21-65 Years in a Large Integrated Health Care System - Southern California, January 1-September 30, 2019, and January 1-September 30, 2020	Miller, MJ	MMWR-Morbidity And Mortality Weekly Report	87	2021	29.00
Cervical cancer screening programmes and age-specific coverage estimates for 202 countries and territories worldwide: a review and synthetic analysis	Bruni, L	Lancet Global Health	85	2022	42.50

Title	First author	Journal	Total citation	Year	Average citation by year
Real-World Effectiveness of Human Papillomavirus Vaccination Against Cervical Cancer	Kjaer, SK	JNCI-Journal of The National Cancer Institute	83	2021	27.67
Trends in cervical cancer incidence rates by age, race/ethnicity, histological subtype, and stage at diagnosis in the United States	Islami, F	Preventive Medicine	83	2019	16.60
COVID-19 impact on screening test volume through the National Breast and Cervical Cancer early detection program, January-June 2020, in the United States	DeGroff, A	Preventive Medicine	74	2021	24.67
Worldwide use of HPV self-sampling for cervical cancer screening	Serrano, B	Preventive Medicine	68	2021	22.67
Changes in Cancer Screening in the US During the COVID-19 Pandemic	Fedewa, SA	Jama Network Open	58	2022	29.00
Assessment of US Preventive Services Task Force Guideline-Concordant Cervical Cancer Screening Rates and Reasons for Underscreening by Age, Race and Ethnicity, Sexual Orientation, Rurality, and Insurance, 2005 to 2019	Suk, R	Jama Network Open	51	2022	25.50
Circular RNAs as emerging players in cervical cancer tumorigenesis; A review to roles and biomarker potentials	Najafi, S	International Journal of Biological Macromolecules	46	2022	23.00

Table 3 Top 10 co-occurring keywords in the top 100 cited papers on CCS

Rank	Keyword	Occurrences
1	cervical cancer	34
2	women	21
3	human papillomavirus	16
4	United states	16
5	colorectal cancer	16
6	Breast cancer	15
7	Follow up	10
8	Intraepithelial neoplasia	10
9	human papillomavirus vaccination	10

medRxiv preprint doi: <https://doi.org/10.1101/2024.11.06.24316970>; this version posted November 8, 2024. The copyright holder for this preprint (which was not certified by peer review) is the author/funder, who has granted medRxiv a license to display the preprint in perpetuity. It is made available under a [CC-BY 4.0 International license](#).