

The impact of Option B+ policy on engagement in HIV care and viral suppression among pregnant women living with HIV in South Africa

Cornelius Nattey,^{1*} Mhairi Maskew,^{1*} Nelly Jinga,¹ Amy Wise,^{2,3,4} Nicola van Dongen,^{2,3} Thalia Ferreira Brizido,² Maanda Mudau,⁵ Karl-G Technau,^{2,3} Kate Clouse^{1,5,6}

1. Health Economics and Epidemiology Research Office, Faculty of Health Sciences, University of the Witwatersrand, Johannesburg, Gauteng, South Africa
2. Empilweni Services and Research Unit, Rahima Moosa Mother and Child Hospital, Johannesburg, South Africa
3. Department of Paediatrics and Child Health, School of Clinical Medicine, University of the Witwatersrand, Johannesburg, South Africa
4. Department of Obstetrics and Gynaecology, School of Clinical Medicine, University of the Witwatersrand, Johannesburg, South Africa
5. Health Systems Trust, Durban, South Africa
6. Vanderbilt University School of Nursing, Nashville, TN, USA
7. Vanderbilt Institute for Global Health, Vanderbilt University Medical Center, Nashville, TN, USA

*Equally contributing authors (Nattey and Maskew)

***** Corresponding author details *****

Dr. Kate Clouse
Vanderbilt University School of Nursing
Email: kate.clouse@vanderbilt.edu

Funding

This study was funded by the US National Institutes of Health (NIH) Eunice Kennedy Shriver National Institute of Child Health & Human Development and the National Institute for Allergy and Infectious Diseases under grant R01HD103466 and R01HD103466-04S1. The RMMCH cohort was also supported by the Eunice Kennedy Shriver National Institute of Child Health and Human Development and the National Institute of Allergy and Infectious Disease under grant U01HD080441 and U01AI069924. The views expressed are solely those of the authors and do not necessarily represent the views of the NIH. The funding source had no role in the design of this study and did not have any role during its execution, analyses, interpretation of the data or decision to submit the results.

Data availability statement

Data may be obtained from a third party and are not publicly available. The maternal data underlying this article were provided with permission by the data gatekeeper for Rahima Moosa Mother and Child Hospital and the Empilweni Services and Research Unit. Community participants

provided written consent for data to be used for research purposes, and requests for access can be directed to Empilweni Services and Research Unit, Johannesburg, South Africa (email: karl-Gunter.Technau@wits.ac.za). Laboratory data linked to the maternal cohort are owned by the National Health Laboratory Services and access is governed by policies and procedures in response to requests made directly to the NHLS Office of Academic Affairs and Research. As such, the corresponding author does not have authority to release the data to the public or other data-sharing repositories. However, these data can be requested by the public through standardized request forms, which are then considered in an internal review procedure.

ABSTRACT

Background: Early access to HIV care impacts maternal outcomes and the risk of vertical transmission of HIV. Option B+, a policy that mandates offering all pregnant women living with HIV (PWLH) lifelong antiretroviral therapy (ART) irrespective of their CD4 count, has been adopted across sub-Saharan Africa, including South Africa since 2015. This study aimed to assess the impact of Option B+ on engagement in HIV care and viral suppression among pregnant women in South Africa.

Methods: This observational study used data from pregnant women living with HIV who delivered at Rahima Moosa Mother and Child Hospital in Johannesburg, South Africa from 2013-2017. Linkage to a national HIV laboratory cohort (the NHLS National HIV cohort) was used to ascertain engagement in HIV care prior to antenatal care (ANC) entry and viral load outcomes. Analyses were stratified by the pre-Option B+ (2013-2015) and Option B+ (2016-2017) eras. We compared engagement rates before and during the Option B+ era and assessed factors associated with HIV care engagement and viral suppression. Risk ratios were estimated using log-binomial regression.

Results: Among 4,865 PWLH, 65% had evidence of prior engagement in HIV care. Prior engagement in care was higher during the Option B+ era (66%) compared to the pre-Option B+ era (55%) ($p < 0.001$). Younger women (18-24 years) were less likely to engage in HIV care than those aged 25-34 years (aRR 0.8, 95% CI: 0.6-0.9). Women with CD4 counts < 200 cells/mm³ were less likely to have been engaged in care prior to pregnancy compared to those with CD4 ≥ 500 (aRR 0.6, 95% CI: 0.6-0.7). Primigravid women had a 30% lower likelihood of earlier HIV care engagement compared to those with 2-3 pregnancies (aRR 0.7, 95% CI: 0.5-0.8). Overall viral suppression was higher in women reporting prior ART use compared to those with no prior HIV care (33% vs. 19%, $p < 0.001$). During the four-year study period, the proportion of PWLH who had a viral load recorded but were not virally suppressed ranged from 22-36%.

Conclusion: The Option B+ policy led to increased engagement in HIV care prior to pregnancy. However, high prevalence of unsuppressed viral load during the Option B+ era highlights the need for continued monitoring and support to sustain the benefits of this policy. Pregnancy and antenatal care services remain an essential portal of entry to HIV care among PWLH in South Africa. Interventions to improve early ANC attendance and maternal engagement in HIV care prior to pregnancy are critical to eliminate vertical HIV transmission.

Keywords: Pregnancy, Engagement in HIV care, Option B+, Viral suppression, South Africa

INTRODUCTION

Option B+, a policy that mandates offering all pregnant women living with HIV (PWLH) initiate lifelong antiretroviral therapy (ART) irrespective of their CD4 count, has been adopted by most treatment programmes in sub-Saharan Africa [1], including South Africa in 2015 [2]. This policy aims to reduce the risk of vertical transmission of HIV through suppression of HIV viral load (VL) during pregnancy, while also potentially improving uptake and continuity of HIV care among women [3]. Option B+ adoption has dramatically increased the number of pregnant women initiating ART [4] and led to a substantial reduction in vertical transmission of HIV [5].

Though the implementation of Option B+ has also yielded high coverage of HIV testing at entry to antenatal care (ANC) [6], it is unclear whether it has affected the timing of engagement in HIV care in relation to ANC initiation. Engagement in HIV care prior to the start of ANC may reduce risk vertical transmission even further by ensuring complete ART coverage and sustained suppression of HIV viral load during pregnancy, delivery and the postpartum period [7–9] . Data from South Africa's National Antenatal HIV Sentinel Survey indicate that, compared to women initiating ART before pregnancy, women who initiated ART during pregnancy achieved lower rates of viral load testing (73% vs. 83%) and viral suppression (57% vs. 76%) [10].

Despite the important potential benefits of early engagement in HIV care, many women still only learn their HIV status through routine antenatal testing and commencement of ART occurs late in pregnancy [11]. The impact of the implementation of Option B+ on engagement in HIV care and viral suppression at entry to antenatal care is unclear. Here, we estimate proportions of women with evidence of engagement in HIV care and viral suppression at entry to antenatal care. We also assess factors associated with engagement in HIV care prior to pregnancy. We then estimate the effect of prior engagement in HIV care on subsequent VL suppression during pregnancy and finally, stratify all analyses by vertical transmission policy era (prior to and during Option B+ era).

METHODS

Vertical transmission policies in South Africa

South Africa's policy for providing antiretroviral therapy (ART) to pregnant women living with HIV (WLWH) has evolved over time, following World Health Organization (WHO) recommendations. In April 2008, a dual-therapy PMTCT programme was implemented through which women were offered Zidovudine starting at 28 weeks' gestation or ART at a CD4 count of <200 cells/ μ L [12]. In 2010, Option A was introduced with Zidovudine starting at 14 weeks' gestation for women with a CD4 count of >350 cells/ μ L or triple-drug ART for women with a CD4 count of \leq 350 cells/ μ L [13]. The Option A regimen was replaced in 2013 by the WHO-recommended Option B approach, where

women were offered triple-drug therapy throughout pregnancy, with postpartum withdrawal after cessation of breastfeeding for those ineligible for lifelong treatment [13]. The progression from Option B to Option B+ in 2015 was one of the key developments in the South African national HIV policy. Under Option B+, pregnant WLWH were offered lifetime ART regardless of CD4 count [2].

Study population and data sources

This analysis uses two data sources. First, we used data from all pregnant women living with HIV who delivered at Rahima Moosa Mother and Child Hospital (RMMCH) in Johannesburg, South Africa, from 2013-2017. The RMMCH Cohort, supported by the Empilweni Services and Research Unit collects maternal and infant data including demographics, antenatal care, HIV treatment, delivery, early infant diagnosis of HIV, and maternal ART use [14].

Second, we used data from a national HIV cohort constructed using routine laboratory data from South Africa's National Health Laboratory Service (NHLS), the sole provider of public sector laboratory services, serving 80-90% of the uninsured population. This cohort includes records of HIV-related tests used for treatment initiation and monitoring since 2004 [15]. Using an anonymized unique patient identifier previously developed and validated, individuals were followed longitudinally through their laboratory results as they progress through the HIV care and treatment cascade.

We used deterministic record linkage procedures using laboratory sample barcodes to link the RMMCH maternal cohort data to laboratory data from the NHLS National HIV Cohort. These alphanumeric barcodes are centrally allocated by NHLS and affixed to biological specimens by healthcare workers at the point of collection, usually clinics and hospitals. The barcode is the same across all the tests performed on the same person's biological specimen and were captured in both NHLS and RMMCH databases. We manually validated a sample of linked data (1,200 records) comparing patient surname, first name and date of birth to ensure barcode linkages were correctly linking individuals across the two datasets. This process yielded exact matches for 87% of records and likely matches with minor typographical mismatches for a further 9% [16].

Study variables

For this analysis, we defined prior engagement in HIV care at entry to ANC as either: 1) self-reported ART use prior to entry to antenatal care in maternal records; or 2) evidence of HIV-associated laboratory data (CD4 count, and viral load) observed in the NHLS national HIV cohort between three months prior to date of entry to antenatal care and 30 days after entry to antenatal care. The study period January 2013 to December 2015 was defined as being prior to Option B+ implementation, while January 2016 onwards was defined as the Option B+ era. Observed HIV viral load (VL) test

results were classified into two groups: 1) VL suppressed was defined as an observed VL test result <400 copies/mL; 2) VL unsuppressed was defined as VL test results \geq 400 copies/ml. We estimated VL outcomes at two time periods: 1) entry to antenatal care, which included any VL test within six months prior to date of entry to ANC and 2) the pregnancy period between date of entry to ANC and delivery date. We then considered if the implementation of the Option B+ policy modified the effect of prior engagement in care on VL outcomes by further stratifying these analyses by Option B+ era.

Statistical analysis

We commenced the analysis by summarizing characteristics of mothers at entry to antenatal care using frequencies and simple proportions. Next, we summarised rates of engagement in HIV care and described characteristics of women with and without evidence of prior engagement in HIV care before the Option B+ era and during the Option B+ era. We then reported the frequency of VL testing at first antenatal care visit and during pregnancy. Among observed viral load tests, we summarise proportions with viral suppression by engagement in care prior to pregnancy or during pregnancy. In order to assess for effect measure modification of Option B+ era on effect of prior engagement in care on VL results at entry into ANC and during pregnancy, we stratified the proportion engaged in care prior to pregnancy achieving viral load suppression by Option B+ policy era. Lastly, we used log-binomial regression to report crude and adjusted relative risks (aRR) and 95% confidence intervals (95%CI) of factors associated with engagement in HIV care prior to pregnancy and viral load suppression after adjusting for potential confounders.

Ethical considerations

This study was approved by the Human Research Ethics Committee (HREC) of the University of Witwatersrand. This is a secondary analysis of de-identified data collected as part of routine care and no direct participant interaction occurred.

RESULTS

Characteristics of study participants at entry to antenatal care

A total of 4,865 pregnant women living with HIV delivered infants at RMMCH during the study period 2013-2017 and were included in analyses (**Figure 1**).

Figure 1: Study eligibility flow chart of cohort of pregnant women living with HIV delivered infants at RMMCH during the study period 2013-2017

Participant characteristics are shown in **Table 1**. The median maternal age at entry to antenatal care was 31 (IQR:26-35) years and median gestational age at entry to antenatal care was 21

(IQR:15-26) weeks. Overall, the median CD4 count cell count was 393 cells/mm³ (IQR:252-554). A total of 17.0% of women had CD4 counts <200 cells/mm³, signifying advanced stages of HIV infection and considerable immune system compromise. Stratification by gestational age at entry to ANC revealed that 11% of women booking in the first trimester had CD4 counts <200 cells/mm³, increasing to 18% in the second trimester and 19% in the third trimester. At first ANC visit, approximately half (51%) of women were in their second trimester while >80% had at least one other child. The majority of mothers were initiated onto standard first line as efavirenz based ART regimens with tenofovir and either lamivudine or emtricitabine. ART regimens with efavirenz and either lamivudine or emtricitabine (88%).

Table 1: Characteristics of study participants at entry to antenatal care (n=4,865).

Characteristics	Total (N = 4865)
Mothers age, Median (IQR)	31.0 (26.0, 35.0)
Mothers age	
18-24 years	870 (17.9%)
25-34 years	2906 (59.7%)
35-44 years	1073 (22.1%)
≥45 years	16 (0.3%)
CD4 count, Median (IQR)	393.0 (252.0, 553.5)
CD4 count categories	
<200	672 (17.0%)
200-<349	1026 (25.9%)
350-499	981 (24.8%)
≥500	1271 (32.3%)
Gestational age, Median (IQR)	21.0 (15.4, 26.4)
Gestational age, Categories (weeks)	
First trimester (1-13)	566 (13.7%)
Second trimester (14-27)	2091 (50.7%)
Third trimester (≥28)	1470 (35.6%)
Parity, Median (IQR)	2.0 (2.0, 3.0)
Parity categories	
0	3 (0.1%)
1	758 (15.6%)
2-3	3320 (68.4%)
4-5	726 (14.9%)
>5	50 (1.0%)
Gravidity, Median (IQR)	3.0 (2.0, 3.0)
Gravidity categories	
1	563 (11.6%)
2-3	3181 (65.5%)
4-5	1006 (20.7%)
>5	106 (2.2%)
Regimen at ART initiation	
TDF/FTC/EFV	3809 (80.8%)
TDF/3TC/EFV	332 (7.0%)
TDF/3TC/Aluvia	44 (0.9%)

TDF/3TC/NVP	115 (2.4%)
AZT/3TC/EFV	48 (1.0%)
Other	366 (7.8%)

Engagement in HIV care prior to entry to antenatal care

Overall, we found evidence of prior engagement in HIV care before entry to ANC for 65% of women (n=3148). Of these, 10% (315/3148) self-reported prior ART use, 39% (1223/3148) had laboratory evidence of prior ART and 51% (1610/3148) had both. **Figure 2** depicts trends in engagement in HIV care from 2013-2017. Overall, we found increasing evidence of engagement in HIV care prior to pregnancy by year through the study period, particularly among multigravida women. Proportions with prior engagement in HIV care increased from 17% in 2013 to 53% in 2017 among primigravid women and from 49% in 2013 to 73% in 2017 among multigravida women. More women engaged in HIV care before the first ANC visit during Option B+ era, compared to the period prior to Option B+ implementation (66% (2803/4,241) versus 55% (345/624), respectively).

Figure 2: Engagement in HIV care before and during Option B+ era among (A) primigravid pregnant women and (B) multigravida pregnant women

Factors associated with engagement in HIV care among pregnant women accessing ANC services are summarized in **Table 2**. Younger women (age 18-24) were 20% less likely to have evidence of HIV care engagement prior to ANC compared to those 25-34 years (aRR 0.8; 95% CI:0.5-0.9). Those with very low CD4 (<200 cells/mm³) were 40% less likely to have evidence of earlier HIV care, compared to those with a CD4 of ≥500 cells/mm³ (aRR 0.6; 95% CI: 0.6-0.9). Women who were primigravid were also less likely to engage in HIV care early, compared to those with 2-3 pregnancies, (aRR: 0.7; 95%CI: 0.4-0.6).

Table 2: Engagement in HIV care prior to antenatal care and predictors of prior engagement in HIV care

	No evidence of prior engagement in care (n = 1717)	Evidence of prior engagement in care (n = 3148)	Crude RR 95% CI	Adjusted 95% CI
Mothers Age (Years), Median (IQR)	28.0 (25.0, 33.0)	32.0 (28.0, 35.0)		
18-24	471 (27.4%)	399 (12.7%)	0.7 (0.6 -0.8)	0.8 (0.6-0.9)
25-34	995 (58.0%)	1911 (60.7%)	1 (ref)	1 (ref)
35-44	247 (14.4%)	826 (26.2%)	1.2 (1.1-1.2)	1.1 (1.1-1.2)
≥45	4 (0.2%)	12 (0.4%)	1.1 (0.8-1.6)	1.2 (0.9-2.1)
CD4 count Median (IQR)	360.0 (238.0, 519.0)	411.0 (263.0, 572.0)		
<200 cells/mm ³	281 (19.0%)	391 (15.8%)	0.6 (0.5-0.7)	0.6 (0.4-0.7)
200-<349 cells/mm ³	438 (29.6%)	588 (23.7%)	0.8 (0.5-0.8)	0.6 (0.5-0.7)
350-499 cells/mm ³	361 (24.4%)	620 (25.0%)	0.7 (1.0-1.2)	0.8 (0.7-0.9)

≥ 500 cells/mm ³	401 (27.0%)	880 (35.5%)	1 (ref)	1 (ref)
Gestational age at entry to ANC				
Median, weeks (IQR)	21.7 (16.3, 26.3)	20.4 (14.9, 26.4)		
First trimester (1-13)	166 (11.2%)	400 (15.1%)	1 (ref)	
Second trimester (14 -27)	756 (51.2%)	1335 (50.4%)	0.9 (0.8-0.9)	
Third trimester (≥ 28)	555 (37.6%)	915 (34.5%)	0.9 (0.8-0.9)	
Parity, Median (IQR)				
0	2 (0.1%)	1 (0.0%)	3 (0.1%)	
1	410 (23.9%)	348 (11.1%)	758 (15.6%)	
2-3	1140 (66.4%)	2180 (69.3%)	3320 (68.3%)	
4-5	157 (9.1%)	569 (18.1%)	726 (14.9%)	
>5	7 (0.4%)	43 (1.4%)	50 (1.0%)	
Gravidity, Median (IQR)				
Primigravida	335 (19.5%)	228 (7.3%)	563 (11.6%)	0.7 (0.6 -0.8)
Multigravida	1381 (80.5%)	2912 (92.7%)	4293 (88.4%)	1 (ref)
Option B+ Policy				
Prior eras	279 (16.2%)	345 (11.0%)	1	
Option B+	1438 (83.8%)	2803 (89.0%)	1.2(1.1-1.3)	

HIV Viral load monitoring and viral suppression

A total of 4,910 viral loads were observed between entry to ANC and delivery among the 4,865 study participants. Of these, 41% (2002/4865) women had a VL test at entry to ANC, and 60% (2908/4865) had at least one VL observed between ANC booking date and delivery date.

Overall, 48% (n=1520) of the 3148 women with evidence of engagement in prior HIV care had an observed VL at entry to ANC (**Figure 3A**). Of these, 61% (922/1520) were virally suppressed. In contrast, of the 1717 women with no evidence of prior HIV care at ANC, 482 (28%) had a VL test at entry to ANC and 32% (153/482) of these were virally suppressed. Overall, viral suppression at ANC was higher among pregnant women reporting prior ART use compared to women reporting no HIV care prior to entry into ANC 29% (922/3148) versus 9% (153/1717) suppressed. Overall population level VL suppression at ANC was 22% (1075/4865).

During pregnancy, VL testing was observed for 58% (n=1825) of the 3148 women with evidence of engagement in prior HIV care (**Figure 3B**). Of these, 58% (1066/1825) were virally suppressed. Among the 1717 women with no evidence of prior HIV care at ANC, 1083 (63%) had a VL test at entry to ANC and 30% (322/1083) of these were virally suppressed. Overall, rates of viral suppression during pregnancy were higher among pregnant women reporting prior ART use compared to suppression rates observed among women reporting no HIV care prior to entry into ANC (33% (1066/3148) vs 19% (322/1717) suppressed). Overall population level VL suppression during pregnancy was 29% (1388/4865).

Figures 3A and 3B: HIV viral suppression at A) entry to ANC and B) during pregnancy stratified by use of ART prior to ANC entry

Figure 4 represents trends in viral suppression among women from 2014 to 2017 during pregnancy. In 2014 and 2015, a substantial proportion had suppressed VL (76% and 78%, respectively). However, in 2016, there was a notable increase in unsuppressed VL, rising to 36%; there was a slight recovery in 2017, with 67% suppressed, though was still higher than 2014 and 2015.

Figure 4: Trends in viral load suppression rates during pregnancy, 2014-2017

Factors associated with viral load suppression between ANC until delivery from multivariate log-binomial regression models are presented in **Table 3**. Women who started ART during ANC were less likely to achieve viral suppression than those who reported starting ART prior to pregnancy (aRR 0.9; 95% CI:0.8-0.9). Women initiating ART with higher CD4 count (≥ 500 vs < 200) were more likely to achieve viral load suppression (aRR 1.6; 95% CI:1.4-1.7).

Table 3: Multivariate log-binomial regression model of factors associated with viral suppression among pregnant women during pregnancy

	VL suppression (n=1388)	Crude RR 95% CI	Adjusted RR 95% CI
Mothers Age (Years)			
18-24	210 (15%)	0. (0.6 -0.7)	
25-34	822 (59%)	1 (ref)	
35-44	324 (23%)	1.2 (0.9-1.2)	
≥ 45	32 (2%)	1.1 (0.8-1.6)	
CD4 count categories			
<200	208 (15%)	1 (ref)	1 (ref)
200-<350	488 (35%)	1.3 (0.9-1.1)	1.4 (1.2-1.7)
350-499	356 (26%)	1.4 (1.2-1.5)	1.5 (1.3-1.6)
≥ 500	336 (24%)	1.4 (1.2-1.6)	1.6 (1.4 -1.7)
Gestational age Categories (weeks)			
First trimester (1-13)	208 (15%)	1 (ref)	
second trimester (14-27)	700 (50%)	0.7 (0.8-1.2)	
Third trimester (≥ 28)	480 (35%)	0.5 (0.4-1.0)	
Parity categories			
1	248 (19%)	1.1 (0.2-2.8)	
2-3	837 (64%)	1.2 (0.3-2.2)	
4-5	156 (12%)	1.2 (0.6-2.0)	
>5	61 (5%)	0.6 (0.3-1.2)	
Gravidity categories			
Primigravida	139 (10%)	1	
Multigravida	1249 (90%)	1.3 (0.1-4-1)	

Timing of engagement in HIV care

Started ART at ANC	322 (23%)	1	1
Started ART prior ANC	1066 (77%)	1.2 (1.1-1.4)	1.1 (1.1-1.3)

Abbreviations; VL= Viral load, RR=Risk ratio, ANC=Antenatal care, ART=Antiretroviral treatment

Engagement in HIV care prior to entry to ANC was associated with a higher probability of viral suppression both before and after the implementation of Option B+, with the effect being statistically significant except for those ANC initiation before Option B+, as shown in **Table 4**. The introduction of Option B+ seems to have improved the effectiveness of engagement in prior care on VL suppression outcomes, especially noticeable with a narrow confidence interval post-intervention, indicating more precise estimates of the effect.

Table 4: Effect measure modification analysis of the impact of Option B+ era on effect of prior engagement in care on VL results at entry to ANC and during pregnancy

At ANC initiation			During Pregnancy		
Engagement in Prior Care	VL suppression	VL Risk Ratio	Engagement in Prior Care	VL suppression	Risk Ratio
Before Option B+					
N=79	N=51		N=184	N=142	
No (n=19)	9 (17%)	1	No (n=56)	39 (27%)	1
Yes (n=60)	42 (83%)	1.41 (0.79-2.51)	Yes (n=128)	103 (73%)	1.31 (1.02-1.69)
After initiation of Option B+					
N=1,923	N=1,312		N=2,724	N=1,876	
No (n=463)	244 (19%)	1	No (n=752)	488 (26%)	1
Yes (n=1460)	1,068 (81%)	1.39 (1.20-1.50)	Yes (n=1,972)	1,388 (74%)	1.09 (1.01-1.18)

Discussion

Universal access to HIV care and treatment has been a reality for pregnant women in South Africa for over two decades [17]. Despite this, engagement in HIV care remains below treatment targets [18]. This observational study describes the engagement of pregnant women living with HIV in care prior to pregnancy and its impact on viral load monitoring and suppression, particularly in the context of changing HIV care policies. We report several key findings concerning engagement in HIV care prior to pregnancy. First, despite expanded access to HIV care, antenatal services continue to be a critical entry point for HIV care. In 2017, nearly half of primigravida women had no prior exposure to HIV care at their ANC booking, posing significant risks to their health and increasing the likelihood of vertical transmission to their infants. However, the expansion of access to ART as implemented under the Option B+ policy appears to have had a positive impact on engagement in care. More women (66%) engaged in HIV care before the first ANC visit during the Option B+ era, compared to 55% before Option B+. Similar improvements in engagement in care have been

observed in the region including a Malawian study that reported more women living with HIV entering ANC already on ART after introduction of Option B+ (18.7% pre- versus 30.2% post-Option B+) compared to the era prior to Option B+ implementation [19]. Data from Zambia also showed an increase in those on ART at first ANC visit from 9% in 2011, before Option B+, to 74% in 2015 during Option B+ [20]. Timely engagement in ANC may be influenced not only by structural barriers in terms of access to care but also dissemination of information about timely HIV care [21].

Secondly, early access to ART remains a critical step towards eliminating vertical transmission of HIV [18], as sustained viral suppression through continuous ART use is essential for this goal. Our findings highlight that increased maternal engagement in HIV care prior to pregnancy, particularly through early ART initiation, is crucial. We found that pregnant women who reported prior ART use had increased uptake of viral load testing and a higher proportion of viral suppression during pregnancy compared to those who initiated ART during pregnancy. Hence, interventions are needed to improve maternal engagement in HIV care before pregnancy to ensure sustained viral suppression and reduce the risk of vertical transmission. These findings are consistent with a previous study among participants initiating ART prior to pregnancy having had higher viral suppression [22].

Thirdly, we found that maternal age is an important factor in patterns of engagement in HIV and antenatal care. Younger women in our study were less likely (20%) to engage in HIV care before ANC compared to those aged 26-34 and older, consistent with other work indicating younger maternal age is a risk factor for poor HIV care engagement [10]. This pattern is closely linked with parity, as younger women are more likely to be experiencing their first pregnancy and thus new to both HIV care and ANC services. By the second pregnancy, rates of engagement in HIV care prior to ANC improve, as maternal age increases and women may have already been exposed to HIV care during a prior pregnancy [23]. Therefore, age on its own is not the sole driver of accessing care, but is influenced by prior exposure to care through earlier pregnancies.

Barriers to maternal HIV care engagement identified among younger mothers in other studies include instability in romantic relationships [24,25], difficulty accepting one's HIV status [26], and fear of beginning lifelong treatment [27]. Efforts to support younger women in maternal HIV care should focus on strengthening social support networks, either by engaging existing supporters or introducing external peer supporters, such as other young women living healthy lives with HIV. Similarly, primigravid women were less likely to engage in prior HIV care compared to multigravida women. A recent study among women with an established HIV diagnosis at ANC found that those pregnant for the first time had an increased risk of poor care engagement, consistent with our findings [10]. This may be attributed to a lack of knowledge or experience with HIV testing and care

services, fear of stigma or discrimination, and limited access to services [28,29]. Additionally, pregnancy and the postpartum period are high-risk times for HIV acquisition, further complicating engagement in care.

Despite continually expanding access to ART for pregnant women, we noted persistence of advanced HIV disease at presentation. Overall 17% of women entering antenatal care did so with a CD4 count <200 cells/mm³. Unsurprisingly, those with low CD4 at entry to care were less likely to have engaged in HIV care prior to the current pregnancy. A previous study of a retrospective cohort of adult women also found that those with pre-pregnancy ART were more likely to start ANC with CD4 count ≥ 500 [24]. Pre-pregnancy ART improves immunologic and virologic control during pregnancy and there is therefore a need for renewed efforts in HIV testing, linkage to ART and viral monitoring. Additionally, stratification by gestational age at entry to ANC revealed concerning trends: 11% of women booking in the first trimester had a CD4 count <200 cells/mm³, while this proportion increased to 18% in the second trimester and 19% in the third trimester. These findings suggest that delayed ANC booking is associated with a higher likelihood of presenting with advanced immunosuppression. Thus, there is a pressing need to promote early ANC attendance, especially for women not previously engaged in HIV care, to reduce the burden of advanced HIV disease.

Finally, we noted with concern, low rates of VL testing during pregnancy (58%). Though this estimate is higher than previous estimates reported 20% in Gauteng Province, South Africa [25], 30% in Mozambique [30], and 40% from three districts of Kwazulu-Natal Province, South Africa [26], low rates VL monitoring during pregnancy calls for renewed attention to VL testing efforts during ANC. Our overall population level VL suppression during pregnancy of 29% is substantially lower than the UNAIDS target of 73%. While increased monitoring is important, improving VL suppression rates requires enhanced adherence support, timely ART initiation before pregnancy, and targeted interventions to address barriers to sustained ART use among pregnant women [27]. The finding that women with higher CD4 counts at the start of ART had a 1.5 times higher likelihood of achieving viral load suppression is consistent with the well-established benefits of initiating ART early in the course of HIV infection [31]. This result underscores the importance of early diagnosis and linkage to care, which allows for timely initiation of ART. By starting treatment at a higher CD4 count, the immune system is better preserved, and HIV can be suppressed more effectively. This not only improves health outcomes but also reduces the risk of transmission to others.

Our results should be interpreted in light of some limitations. Firstly, linking of maternal records to the National HIV cohort restricted our analysis to 2013-2017 since the NHLS cohort data are

available until March 2018 but maternal records from RMMCH are through 2021. Secondly, while linking maternal and laboratory test datasets offers the opportunity to analyse laboratory results for ART clients beyond their originating facility, increasing the robustness of our estimates for VL testing, there are still challenges related to the generalizability of our findings. The cohort primarily reflects the population and practices of a single facility, which may not be representative of all ART clients in different regions or settings, especially outside urban areas. Moreover, missing data, particularly in the form of incomplete records or discrepancies between datasets, may introduce bias. This could potentially affect the accuracy of our estimates and should be considered when interpreting the findings.

Despite these limitations, our study leverages linking of maternal and laboratory test datasets which offers the opportunity to analyse laboratory results for ART clients beyond their originating facility, increasing the robustness of estimates for VL testing.

Conclusion

Expanded access to HIV care and treatment for pregnant women living with HIV under the Option B+ policy appears to have increased rates of engagement in HIV care prior to entry to antenatal care. Despite this, pregnancy and antenatal care services remain an essential portal of entry to HIV care among women living with HIV in South Africa, and a large proportion of pregnant women living with HIV still present for HIV care with advanced HIV disease. Prior use of ART at entry to antenatal care is also associated with other positive treatment outcomes including timely monitoring of HIV viral load and also likelihood of viral suppression during pregnancy.

Acknowledgements

We wish to acknowledge the research study teams at Rahima Moosa Mother and Child Hospital and the Empilweni Services and Research Unit who collected data on all cohort participants and provided on-going data quality support and access. We also wish to acknowledge the South African National Health Laboratory Services for access to laboratory data.

References

1. World Health Organization. Consolidated guidelines on the use of antiretroviral drugs for treating and preventing HIV infection: recommendations for a public health approach. Geneva; 2016. Available: <https://www.who.int/publications/i/item/9789241549684>
2. NDOH (2015). National consolidated guidelines for the prevention of mother-to-child transmission of HIV (PMTCT) and the management of HIV in children, adolescents and adults. In: 2015. Available: <https://knowledgehub.health.gov.za/elibrary/national-consolidated-guidelines-management-hiv-adults-adolescents-children-and-infants>
3. Wessels J, Sherman G, Bamford L, Makua M, Ntloana M, Nuttall J, et al. The updated South African National Guideline for the Prevention of Mother to Child Transmission of Communicable Infections (2019). *South Afr J HIV Med.* 2020;21: 1079. doi:10.4102/sajhivmed.v21i1.1079
4. DiCarlo AL, Gachuhi AB, Mthethwa-Hleta S, Shongwe S, Hlophe T, Peters ZJ, et al. Healthcare worker experiences with Option B+ for prevention of mother-to-child HIV transmission in eSwatini: findings from a two-year follow-up study. *BMC Health Serv Res.* 2019;19: 210. doi:10.1186/s12913-019-3997-1
5. Maingi M, Stark AH, Iron-Segev S. The impact of Option B+ on mother-to-child transmission of HIV in Africa: A systematic review. *Trop Med Int Health.* 2022;27: 553–563. doi:10.1111/tmi.13756
6. de Beer S, Kalk E, Kroon M, Boulle A, Osler M, Euvrard J, et al. A longitudinal analysis of the completeness of maternal HIV testing, including repeat testing in Cape Town, South Africa. *J Int AIDS Soc.* 2020;23: e25441. doi:10.1002/jia2.25441
7. Ngandu NK, Lombard CJ, Mbira TE, Puren A, Waitt C, Prendergast AJ, et al. HIV viral load non-suppression and associated factors among pregnant and postpartum women in rural northeastern South Africa: a cross-sectional survey. *BMJ Open.* 2022;12: e058347. doi:10.1136/bmjopen-2021-058347
8. Yang L, Cambou MC, Nielsen-Saines K. The End Is in Sight: Current Strategies for the Elimination of HIV Vertical Transmission. *Curr HIV/AIDS Rep.* 2023;20: 121–130. doi:10.1007/s11904-023-00655-z
9. Musanhu CCC, Takarinda KC, Shea J, Chitsike I, Eley B. Viral load testing among pregnant women living with HIV in Mutare district of Manicaland province, Zimbabwe. *AIDS Res Ther.* 2022;19: 1–11. doi:10.1186/s12981-022-00480-1
10. Watt MH, Cichowitz C, Kisigo G, Minja L, Knettel BA, Knippler ET, et al. Predictors of postpartum HIV care engagement for women enrolled in prevention of mother-to-child

- transmission (PMTCT) programs in Tanzania. *AIDS Care*. 2019;31: 687–698.
doi:10.1080/09540121.2018.1550248
11. Woldesenbet S, Kufa-Chakezha T, Lombard C, Manda S, Cheyip M, Ayalew K, et al. Recent HIV infection among pregnant women in the 2017 antenatal sentinel cross-sectional survey, South Africa: Assay-based incidence measurement. *PLoS One*. 2021;16: e0249953. Available: <https://doi.org/10.1371/journal.pone.0249953>
 12. Burton R, Giddy J, Stinson K. Prevention of mother-to-child transmission in South Africa: an ever-changing landscape. *Obstet Med*. 2015;8: 5–12. doi:10.1177/1753495X15570994
 13. Republic of South Africa -National. Republic of South Africa - National Department of Health. THE SOUTH AFRICAN ANTIRETROVIRAL. 2013;(March):1-48.
[https://sahivsoc.org/Files/2013 ART Treatment Guidelines Final 25 March 2013 corrected.pdf](https://sahivsoc.org/Files/2013%20ART%20Treatment%20Guidelines%20Final%2025%20March%202013%20corrected.pdf). *Aids*. 2010.
 14. Technau, K.-G. Maskew, M.Nattey, C. Hwang, Cvan Dongen, N., Ferreira, T.Wise A. Cohort Profile: Rahima Moosa Mother and Child Hospital Maternal HIV Cohort. *BMJ Open*. 2024. doi:10.1136/bmjopen-2024-085082
 15. Bor J, Macleod W, Oleinik K, Potter J, Brennan AT, Candy S, et al. Building a National HIV Cohort from Routine Laboratory Data: Probabilistic Record-Linkage with Graphs. 2018 [cited 20 Aug 2019]. doi:10.1101/450304
 16. Rossouw L, Ngcobo N, Clouse K, Nattey C, Technau K-G, Maskew M. Augmenting maternal clinical cohort data with administrative laboratory dataset linkages: a validation study. *medRxiv*. 2024; 2024.06.19.24309149. doi:10.1101/2024.06.19.24309149
 17. Goga AE, Dinh T-H, Jackson DJ, Lombard CJ, Puren A, Sherman G, et al. Population-level effectiveness of PMTCT Option A on early mother-to-child (MTCT) transmission of HIV in South Africa: implications for eliminating MTCT. *J Glob Health*. 2016;6: 20405. doi:10.7189/jogh.06.020405
 18. Goga A, Chirinda W, Ngandu NK, Ngoma K, Bhardwaj S, Feucht U, et al. Closing the gaps to eliminate mother-to-child transmission of HIV (MTCT) in South Africa: Understanding MTCT case rates, factors that hinder the monitoring and attainment of targets, and potential game changers. *South African Med Journal; Matern Child Heal Suppl*. 2018. Available: <http://www.samj.org.za/index.php/samj/article/view/12242>
 19. Kim MH, Ahmed S, Hosseinipour MC, Giordano TP, Chiao EY, Yu X, et al. Implementation and operational research: the impact of option B+ on the antenatal PMTCT cascade in Lilongwe, Malawi. *J Acquir Immune Defic Syndr*. 2015;68: e77-83. doi:10.1097/QAI.0000000000000517

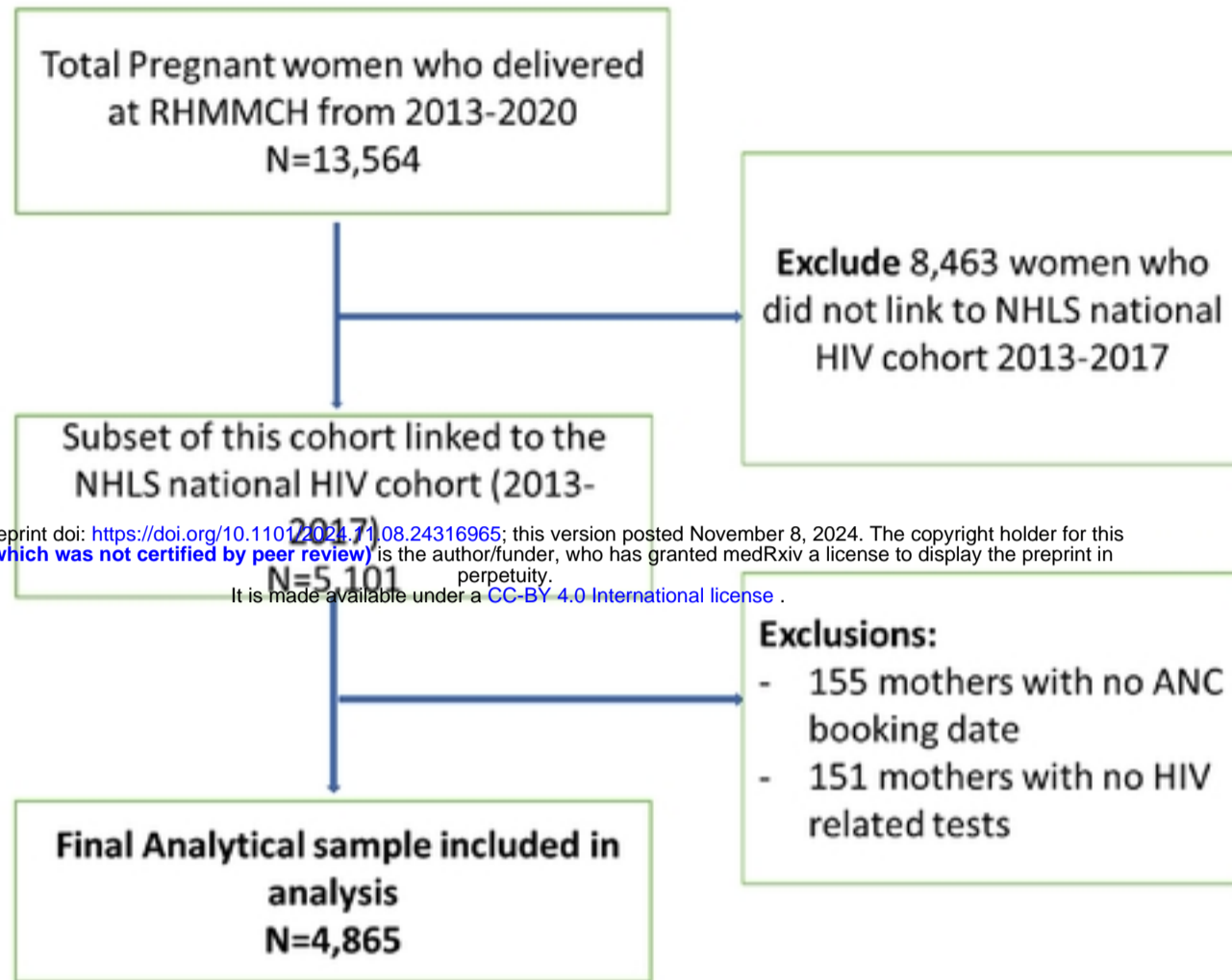
20. Gumede-Moyo S, Todd J, Schaap A, Mee P, Filteau S. Increasing Proportion of HIV-Infected Pregnant Zambian Women Attending Antenatal Care Are Already on Antiretroviral Therapy (2010–2015) . *Frontiers in Public Health* . 2019. Available: <https://www.frontiersin.org/articles/10.3389/fpubh.2019.00155>
21. Alhassan Y, Twimukye A, Malaba T, Myer L, Waitt C, Lamorde M, et al. “I fear my partner will abandon me”: the intersection of late initiation of antenatal care in pregnancy and poor ART adherence among women living with HIV in South Africa and Uganda. *BMC Pregnancy Childbirth*. 2022;22: 566. doi:10.1186/s12884-022-04896-5
22. Woldesenbet SA, Kufa T, Barron P, Chirombo BC, Cheyip M, Ayalew K, et al. Viral suppression and factors associated with failure to achieve viral suppression among pregnant women in South Africa. *AIDS*. 2020;34: 589–597. doi:10.1097/QAD.0000000000002457
23. Etoori D, Rice B, Reniers G, Gomez-Olive FX, Renju J, Kabudula CW, et al. Patterns of engagement in HIV care during pregnancy and breastfeeding: findings from a cohort study in North-Eastern South Africa. *BMC Public Health*. 2021;21: 1710. doi:10.1186/s12889-021-11742-4
24. Onoya D, Nattey C, Jinga N, Mongwenyana C, Sherman G. Time of HIV diagnosis, CD4 count and viral load at antenatal care start and delivery in South Africa. *PLoS One*. 2020;15: e0229111. doi:10.1371/journal.pone.0229111
25. Moyo F, Mazanderani AH, Kufa T, Sherman GG. Maternal HIV viral load testing during pregnancy and postpartum care in Gauteng Province, South Africa. *South African Medical Journal*. 2021. pp. 469–473. doi:10.7196/SAMJ.2021.v111i5.15240
26. Swannet S, Decroo T, de Castro SMTL, Rose C, Giuliani R, Molfino L, et al. Journey towards universal viral load monitoring in Maputo, Mozambique: many gaps, but encouraging signs. *Int Health*. 2017;9: 206–214. doi:10.1093/inthealth/ihx021
27. Phillips TK. Understanding women’s engagement in HIV care after initiating antiretroviral therapy during pregnancy in South Africa. 2019. Available: <http://hdl.handle.net/11427/30428>
28. Hoffmann C, Boulle A, Fenner L, Southern I. presenting and not presenting with tuberculosis in South Africa. 2014;63: 142–145. doi:10.1097/QAI.0b013e318288b39d.Immune
29. Lilian RR, Rees K, Mabitsi M, McIntyre JA, Struthers HE, Peters RPH. Baseline CD4 and mortality trends in the South African human immunodeficiency virus programme: Analysis of routine data. *South African J HIV Med Vol 20, No 1 (2019)DO -*

104102/sajhivmed.v20i1963 . 2019. Available:

<https://sajhivmed.org.za/index.php/hivmed/article/view/963/1533>

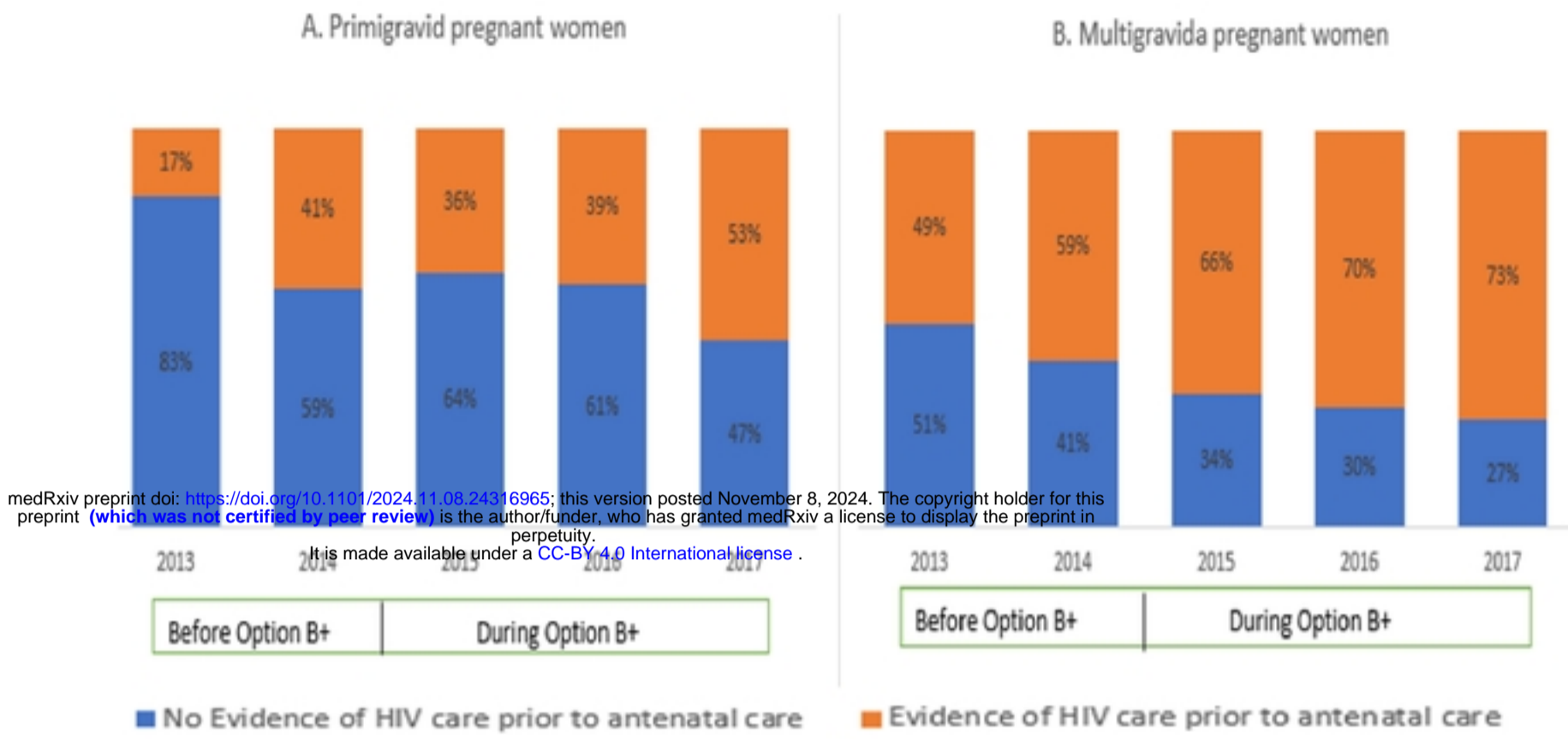
30. Moyo F, Haeri Mazanderani A, Bhardwaj S, Mhlongo OB, Kufa T, Ng'oma K, et al. Near-real-time tracking of gaps in prevention of mother-to-child transmission of HIV in three districts of KwaZulu-Natal Province, South Africa. *S Afr Med J*. 2018;108: 319–324. doi:10.7196/SAMJ.2017.v108i4.12630
31. Sereti I, Gulick RM, Krishnan S, Migueles SA, Palfreeman A, Touzeau-Römer V, et al. ART in HIV-Positive Persons With Low Pretreatment Viremia: Results From the START Trial. *J Acquir Immune Defic Syndr*. 2019;81: 456–462. doi:10.1097/QAI.0000000000002052

Figure 1: Study eligibility flow chart of cohort of pregnant women living with HIV delivered infants at RMMCH during the study period 2013-2017



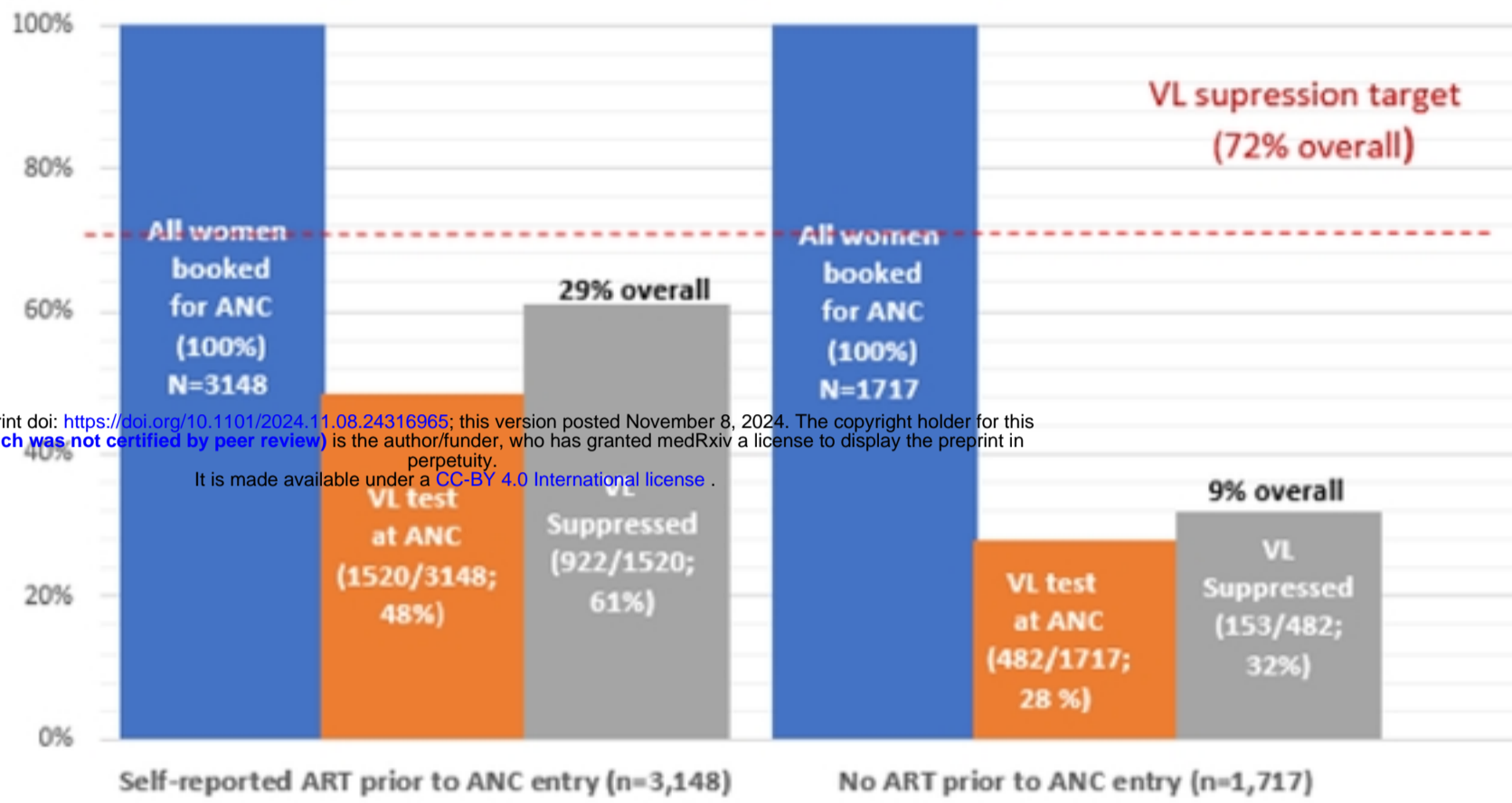
medRxiv preprint doi: <https://doi.org/10.1101/2024.11.08.24316965>; this version posted November 8, 2024. The copyright holder for this preprint (which was not certified by peer review) is the author/funder, who has granted medRxiv a license to display the preprint in perpetuity. It is made available under a [CC-BY 4.0 International license](https://creativecommons.org/licenses/by/4.0/).

Figure 2: Engagement in HIV care before and during Option B+ era among (A) primigravid pregnant women and (B) multigravida pregnant women



Figures 3A and 3B: HIV viral suppression at A) entry to ANC and B) during pregnancy stratified by use of ART prior to ANC entry

A)



medRxiv preprint doi: <https://doi.org/10.1101/2024.11.08.24316965>; this version posted November 8, 2024. The copyright holder for this preprint (which was not certified by peer review) is the author/funder, who has granted medRxiv a license to display the preprint in perpetuity. It is made available under a [CC-BY 4.0 International license](https://creativecommons.org/licenses/by/4.0/).

B)

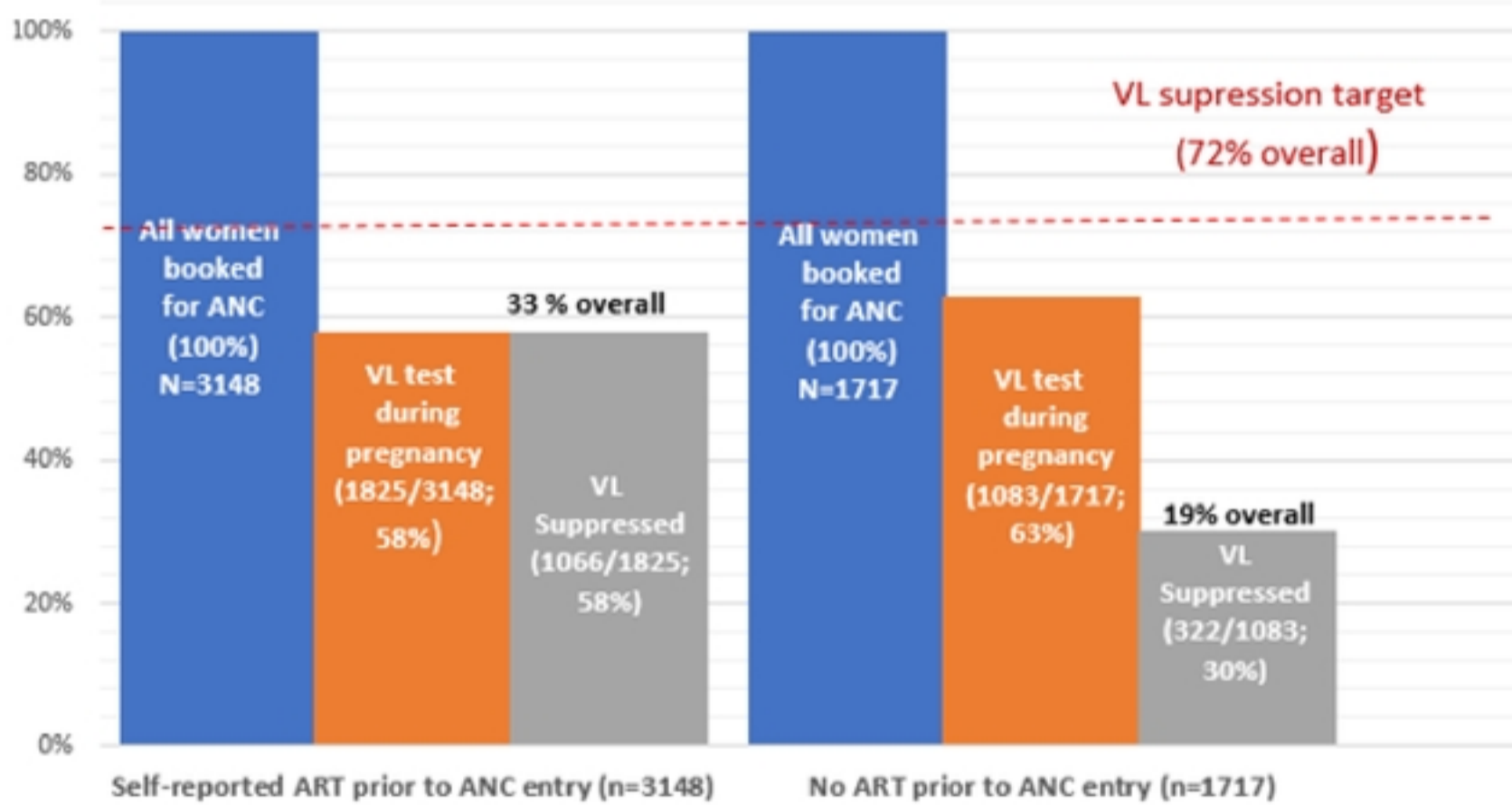


Figure 4: Trends in viral load suppression rates during pregnancy, 2014-2017

