

1 **Safety and immunogenicity of four sequential doses of NVX-CoV2373 in adults and**
2 **adolescents: a phase 3, randomized, placebo-controlled trial (PREVENT-19)**

3 Germán Áñez,¹ Alice McGarry,¹ Wayne Woo,¹ Karen L. Kotloff,² Cynthia L. Gay,³ Mingzhu Zhu,¹
4 Shane Cloney-Clark,¹ Joy Nelson,¹ Haoua Dunbar,¹ Miranda R. Cai,¹ Iksung Cho,¹ Zhaohui
5 Cai,¹ Raj Kalkeri,¹ Joyce S. Plested,¹ Nita Patel,¹ Katherine Smith,¹ Anthony M. Marchese,¹
6 Gregory M. Glenn,¹ Raburn M. Mallory,¹ Lisa M. Dunkle,¹ for the 2019CoVn-301 Study
7 Investigators

8 ¹Novavax, Inc., Gaithersburg, Maryland, USA

9 ²Center for Vaccine Development and Global Health, University of Maryland School of Medicine,
10 Baltimore, Maryland, USA

11 ³Institute for Global Health and Infectious Diseases, University of North Carolina School of
12 Medicine, Chapel Hill, North Carolina, USA

13

14 **Correspondence:**

15 Lisa M. Dunkle, MD
16 700 Quince Orchard Road., Gaithersburg, MD 20878
17 ldunkle@novavax.com
18 ORCID: 0009-0000-8856-3341
19

20 **Abbreviations**

21 AE, adverse event; AESI, adverse event of special interest; ELISA, enzyme-linked
22 immunosorbent assay; hACE2-RBI, human angiotensin-converting enzyme-2 receptor binding
23 inhibition; GMEU, geometric mean ELISA unit; GMFR, geometric mean fold rise; GMT,
24 geometric mean titer; LLOQ, lower limit of quantification; MAAE, medically attended adverse
25 event; nAb, neutralizing antibody; NP, nucleoprotein; PIMMC, potentially immune-mediated
26 medical condition; PP-IMM, per-protocol immunogenicity; rS, recombinant Spike; SAE, serious
27 adverse event; SCR, seroconversion rate; TEAE, treatment-emergent adverse event.

28

29 **Article type:** Original Research Article

30 **Abstract word count:** 298/300

31 **Word count:** 3767/5000

32 **Figures/tables (10 limit):** 4/1

33 **References:** 28/50

34

35 **ABSTRACT** [word count: 298/300]

36 **Background**

37 NVX-CoV2373, a recombinant SARS-CoV-2 spike (rS) protein vaccine with Matrix-M™ adjuvant,
38 has been authorized for use in adults and adolescents. PREVENT-19
39 (NCT04611802/2019nCoV-301), a pivotal phase 3, randomized, placebo-controlled trial
40 demonstrated robust efficacy of a primary, 2-dose series of NVX-CoV2373 against COVID-19.

41 **Methods**

42 Protocol expansions to PREVENT-19 included enrollment of adolescents (aged 12 to <18
43 years) and administration of 3rd and 4th doses of NVX-CoV2373 to adults and adolescents.
44 Participants randomized 2:1 received NVX-CoV2373 or placebo 21 days apart; 3rd and 4th doses
45 were administered ≥6 months after the preceding dose. Secondary and additional assessments
46 included post-3rd- and 4th-dose immune responses (neutralizing antibody [nAb], anti-rS IgG,
47 human angiotensin-converting enzyme-2–receptor binding inhibition [hACE2-RBI]) and
48 response durability (post-3rd dose) to ancestral virus; cross-reactivity to Omicron subvariants;
49 safety; and reactogenicity.

50 **Results**

51 Immune responses were observed against ancestral virus after two doses of NVX-CoV2373 but
52 not after placebo. In both adults and adolescents, additional doses of NVX-CoV2373 increased
53 nAb titers, anti-rS IgG levels, and hACE2-RBI; durable responses were recorded 8 months post
54 3rd dose. nAb responses post 3rd dose were noninferior to those post primary series. Cross-
55 reactivity to BA.5 and BQ.1.1 variants was also observed, with anti-rS IgG levels post 3rd or 4th
56 dose exceeding previously reported correlates of protection. Additional doses of NVX-CoV2373
57 were well tolerated, with no new safety signals.

58 **Conclusions**

59 NVX-CoV2373 elicited robust and durable humoral immune responses to ancestral SARS-
60 CoV-2 as a 3rd and 4th dose after the primary series in adults and adolescents. Cross-reactivity
61 to relevant variants provides insight into potential protection against antigenically related, but
62 shifted, viral strains. Additional doses of NVX-CoV2373 were well tolerated with no new safety
63 signals. These results support the utility of this vaccine platform and continued updates, based
64 on currently circulating strains, to help effectively combat SARS-CoV-2 infection.

65 **Keywords (3–8):** COVID-19, vaccine, durability, reactogenicity, booster, adolescent

66 **Highlights** (3–5 bullets; 85 characters, including spaces, per bullet)

- 67 • NVX-CoV2373 elicits robust and durable humoral immune responses to SARS-CoV-2
- 68 • 3rd and 4th subsequent homologous doses are immunogenic and well tolerated
- 69 • NVX-CoV2373 was cross-reactive to variants circulating at the time of this study

70

71

72 **1. Introduction**

73 NVX-CoV2373 is a recombinant spike (rS) protein prototype vaccine to ancestral SARS-CoV-2
74 with a saponin-based adjuvant (Matrix-M™) that was authorized for use in adults and
75 adolescents in the United States (US), and many other regions, for primary vaccination and
76 additional homologous or heterologous doses.^{1,2} An updated version, NVX-CoV2601, contains
77 XBB.1.5 rS and was authorized in 2023–2024 for use in people aged ≥12 years.^{2,3} In 2024, the
78 World Health Organization and US Centers for Disease Control and Prevention estimates
79 suggested that XBB.1.5-based COVID-19 vaccines were effective against symptomatic SARS-
80 CoV-2 infection, including cross protection.^{4,5} Based on SARS-CoV-2 variant evolution, another
81 COVID-19 vaccine update was initiated for 2024–2025, targeting the JN.1-lineage,⁶ resulting in
82 updated authorizations/approvals,⁷ including for the Novavax COVID-19 vaccine. Despite the
83 availability of updated formulations, immunogenicity of repeated homologous prototype
84 vaccinations remains relevant in the context of cross-protection among variants and durability of
85 humoral immune responses.

86 Prefusion Protein Subunit Vaccine Efficacy Novavax Trial–COVID-19 (PREVENT-19),
87 was a pivotal phase 3, randomized, placebo-controlled, multicenter clinical trial of NVX-
88 CoV2373 conducted in ~30,000 adults in the US and Mexico (NCT04611802/2019nCoV-301).
89 The primary objective was met with 90% vaccine efficacy against mild, moderate, or severe
90 COVID-19.⁸ Additional analyses demonstrated 100% efficacy against moderate-to-severe
91 disease and hospitalization ≥7 days after the 2nd dose.^{8,9} No preliminary safety concerns were
92 raised, with a median 2-month safety follow-up.

93 A pediatric expansion was initiated in April 2021 to enroll adolescents (aged 12 to <18
94 years) in the US; preliminary safety, immunogenicity, and efficacy were demonstrated in an
95 interim report.¹⁰ Additionally, to align with evolving public health recommendations, protocol
96 amendments allowed participants who completed an NVX-CoV2373 primary series to receive a

97 3rd dose and subsequent 4th dose. This report describes immunogenicity and safety results from
98 adults and adolescents enrolled in PREVENT-19, including outcomes from participants who
99 received additional doses of NVX-CoV2373. Immunogenicity against the ancestral strain and
100 cross-reactivity against viral variants predominant at the time of this report are included.

101 **2. Methods**

102 *2.1. Study design*

103 Enrollment criteria for adult⁸ and adolescent (aged 12 to <18 years)¹⁰ participants were
104 described previously. Participants were randomized 2:1 to receive two intramuscular injections
105 of either NVX-CoV2373 or placebo 21 days apart (**Figure S1**). After accrual of safety data to
106 support Emergency Use Authorization, participants could opt in for the blinded crossover and
107 receive alternate treatment from their original randomization group. Adult participants in study
108 follow-up for ≥ 6 months (≥ 5 months for adolescents) after receipt of the NVX-CoV2373 primary
109 series were eligible for a 3rd dose (open label); a 4th dose was offered at select sites ≥ 6 months
110 later.

111 *2.2. Objectives*

112 Results of primary efficacy, initial safety, and some secondary objectives post primary series in
113 adults and adolescents have been reported previously.^{8,10} Final adult safety outcomes, as well
114 as updated immunogenicity and safety analyses post–primary series dosing and outcomes and
115 after 3rd and 4th doses in adults and adolescent participants are reported here. Secondary
116 immunogenicity objectives were neutralizing antibody (nAb) titers, serum IgG levels, and human
117 angiotensin-converting enzyme-2 (hACE2) receptor-binding inhibition (RBI) before and 14 days
118 after (day 35) the NVX-CoV2373 primary series. The 14-day timepoint for the primary series
119 was used in this study based on timing in pivotal COVID-19 vaccine trials in the height of the
120 pandemic.^{8,11} Immune responses 28 days after the 3rd and 4th doses and comparison of these to
121 the primary series responses were assessed.

122 Safety assessment included collection of solicited local and systemic reactogenicity for 7
123 days after each study dose and incidence and severity of unsolicited adverse events (AEs) for
124 28 days after each study dose. Overall safety included frequency and severity of treatment-
125 related medically attended AEs (MAAEs), AEs of special interest (AESI), serious AEs (SAEs),
126 and death due to any cause throughout study follow-up.

127 *2.3. Procedures*

128 Participants received NVX-CoV2373 (5 µg SARS-CoV-2 rS protein and 50 µg Matrix-M
129 adjuvant) via a 0.5-mL intramuscular injection. Blood samples for measurement of serum
130 antibody responses were collected on day 0 (before the 1st dose), day 35 (14 days following the
131 2nd dose), and before and 28 days after the 3rd and 4th doses. Blood samples and nasal swabs
132 were obtained from participants before the primary series, 3rd, and 4th doses to determine
133 serologic and virologic status (SARS-CoV-2 anti-nucleoprotein [NP] serum antibodies [Elecsys[®]
134 Anti-SARS-CoV-2 assay; University of Washington, Seattle, WA, USA]; SARS-CoV-2 RT-PCR
135 [Abbott Real Time Quantitative SARS-CoV-2 assay; University of Washington, Seattle, WA,
136 USA]).

137 Reactogenicity (solicited AEs) data were documented by participants via an eDiary for 7
138 days after dosing. Unsolicited treatment-emergent AEs (TEAEs) were collected through 28 days
139 after each study dose; treatment-related MAAEs, AESI, SAEs, and death (any cause) were
140 documented by study investigators through end of study.

141 *2.4. Assessments*

142 Serum was analyzed with validated assays for: nAbs specific to ancestral SARS-CoV-2 (via a
143 microneutralization inhibitory concentration of 50% [MN₅₀]; 360biolabs, Melbourne, Australia),¹²
144 anti-rS IgG antibody levels via enzyme-linked immunosorbent assay (ELISA) as geometric
145 mean ELISA units (GMEUs),¹³ and hACE2 RBI antibodies to rS protein¹⁴ (both assays; Novavax

146 Clinical Immunology, Gaithersburg, MD, USA). Fit-for-purpose assays were used for anti-rS IgG
147 and nAbs against variant strains (ie, BA.5, BQ.1.1).¹⁵

148 Solicited AEs were summarized by local/systemic symptom and maximum severity.
149 Unsolicited AEs were coded using the Medical Dictionary for Regulatory Activities (MedDRA)
150 version 25.0. AEs were categorized by severity and relationship to the study vaccine.

151 *2.5. Statistical analyses*

152 The per-protocol immunogenicity (PP-IMM) analysis sets for each dose included participants
153 with both a baseline (pre-dose) and ≥ 1 post-dose sample and no exclusionary protocol
154 violations. Participants with RT-PCR–positive nasal swabs and/or anti-NP seropositivity for
155 SARS-CoV-2 from baseline to day 35 and/or through 28 days after the 3rd or 4th study dose
156 were excluded from PP-IMM analyses. All statistical analyses were performed using SAS[®]
157 version 9.4 or higher (SAS Institute, Cary, NC).

158 Geometric means were defined as the antilog of the mean of the log-transformed values.
159 Geometric mean fold rise (GMFR) was defined as the ratio of post-dose to pre-dose geometric
160 mean values within a study group. Data were summarized by trial vaccine group using 95% CI,
161 calculated based on the *t*-distribution of the log-transformed values for geometric means or
162 GMFR, then back-transformed to the original scale for presentation. For ratio calculations,
163 concentration values below the lower limit of quantification (LLOQ) were replaced by 0.5 ×
164 LLOQ. Seroconversion rate (SCR) was defined as a percentage of participants with a ≥ 4 -fold
165 higher antibody level post versus pre-dose. The SCR 95% CIs were calculated using the exact
166 Clopper–Pearson method.

167 Noninferiority of the 3rd-dose response to that following the primary series was assessed
168 by comparing the nAb titers 28 days after the 3rd dose with the response obtained 14 days after
169 the primary series. To establish noninferiority, the following criteria were to be met: lower bound
170 of two-sided 95% CI for the ratio of GMTs ($\text{GMT}_{\text{third}}/\text{GMT}_{\text{primary}} > 1.0$) and lower bound of the two-

171 sided 95% CI for the difference of SCR ($SCR_{\text{third}} - SCR_{\text{primary}}$) $> -10\%$. The 95% CI for SCR
172 difference was calculated using the Tango method. Serum samples from randomly selected
173 adult and adolescent PP-IMM subsets, who received all four doses, were used to assess
174 immune responses against ancestral SARS-CoV-2 and variants at the specified time points.

175 The safety analysis sets included all participants who received ≥ 1 primary series study
176 dose and were analyzed according to study material received; participants in the 3rd- and 4th-
177 dose safety sets must have received these respective additional vaccinations. Reactogenicity
178 data are reported for participants in the safety analysis set with ≥ 1 eDiary entry for the
179 associated dose. Safety data were summarized descriptively, and no statistical tests were
180 performed. Unsolicited AEs were reported by number and percentage, with corresponding exact
181 95% CI using the Clopper–Pearson method.

182 *2.6. Ethical oversight*

183 This study was performed in accordance with the International Conference on Harmonization
184 Good Clinical Practice guidelines and overseen by the NIAID DSMB. The protocol,
185 amendments, and overall oversight were provided by institutional review boards, research
186 ethics committees, and the National Institute of Allergy and Infectious Disease (NIAID) Data
187 Safety and Monitoring Board (DSMB), according to local regulations. Written informed consent
188 was received from all participants before enrollment.

189 **3. Results**

190 *3.1. Study populations*

191 Adult participants (N=29,943; screened from 27 December 2020 to 18 February 2021) were
192 randomized to receive NVX-CoV2373 (N=19,961) or placebo (N=9982); 713 and 337
193 participants were included in the respective PP-IMM analysis sets (**Figure 1A**). After crossover,
194 226 and 160 adult participants were in the 3rd- and 4th-dose sets, respectively (**Figure 1B**). Of

195 2247 adolescent participants, 1491 and 756, respectively, were randomized to receive NVX-
196 CoV2373 and placebo (PP-IMM sets: 1126 and 537); there were 122 and 27 adolescent
197 participants analyzed for immunogenicity after the 3rd dose and 4th dose, respectively
198 **(Figure 1)**.

199 Demographic characteristics were comparable among treatment arms within adult PP-
200 IMM **(Table 1)** and safety **(Table S1)** sets, other than a higher proportion of 18- to 64-year-old
201 participants in the adult PP-IMM set who received a 3rd dose, compared to other doses;
202 characteristics were also comparable among treatment arms within the adolescent sets. Adult
203 and adolescent participants received 3rd or 4th doses after a median of 6–12 months following
204 the preceding dose **(Figure S1)**.

205 *3.2. Immunological responses to the ancestral strain in adults and adolescents*

206 nAb (MN₅₀) GMTs to the ancestral strain in adults rose from 11 to 1083 in the NVX-
207 CoV2373 group (GMFR, 103 [95% CI, 92.4–115.6]) from day 0 to day 35 **(Figure 2A)**. No
208 antibody response was detected in placebo-recipients from a baseline GMT of 10. Day 35 SCRs
209 were 94% with NVX-CoV2373 versus 2% with placebo. Additional doses of NVX-CoV2373
210 increased titers from pre-dose to 28 days post dose for both the 3rd and 4th doses, resulting in
211 nAb titers greater than those observed 14 days post primary series. Similar response trends
212 were observed across doses of NVX-CoV2373 in the adolescent population **(Figure 2B)**.
213 Noninferiority was achieved for the nAb response 28 days after the 3rd dose compared to 14
214 days after the primary series (GMTR and SCR difference) in both the adult and adolescent
215 populations **(Figure 2C)**.

216 In adults, anti-rS IgG GMEUs rose from 119 to 49,384 in the NVX-CoV2373 group
217 (GMFR, 414 [368.8–464.2]) from day 0 to 35 versus no apparent change from day 0 (GMEU,
218 108) in the placebo group (GMFR, 1.2 [95% CI, 1.1–1.3]) **(Figure S2A)**. GMEUs also
219 substantially increased from pre-dose to 28 days post 3rd and 4th doses. Adolescent participants
220 had low baseline GMEUs on day 0 and a robust increase on day 35 post active vaccination

221 **(Figure S2B)**. Titers remained high with subsequent doses. hACE2 RBI GMTs followed a
222 similar pattern as nAb and serum IgG responses in both adults **(Figure S3A)** and adolescents
223 **(Figure S3B)**. Immunological responses after the primary series among participants regardless
224 of baseline serostatus were comparable to those in the baseline seronegative PP-IMM sets
225 across each of the assays **(Figure S4)**.

226 Durability of immunogenic response was assessed 4- and 8-months post 3rd dose in
227 subsets of the PP-IMM populations. Importantly, nAb, anti-rS IgG, and hACE2 RBI responses to
228 the ancestral strain were preserved at levels comparable to those recorded 28 days after the 3rd
229 dose **(Figure S5)**. Titers remained elevated from baseline and there were only minor declines in
230 GMFR and SCRs through 8 months post 3rd dose.

231 *3.3. Immunological responses to the ancestral strain in adult age subgroups*

232 Baseline nAb, serum IgG, and hACE2 RBI values were similar (within each assessment)
233 among participants aged 18 to <65 years and ≥65 years in both treatment groups **(Table S2)**.
234 Fourteen days after the primary series, the nAb titers in the NVX-CoV2373 group were ~1.4-fold
235 higher in participants aged 18 to <65 years (123.8 [107.1–143.1]) compared with those aged
236 ≥65 years (86.1 [72.6–102.1]). Increases in serum IgG and hACE2 RBI titers on day 35 followed
237 a similar trend. SCRs from day 0 to day 35 for each of the response measures were comparable
238 among the adult age groups. Immune responses in adults who received a 3rd and/or 4th dose of
239 NVX-CoV2373 were similar in younger and older adults **(Table S3)**.

240 *3.4. Cross-reactivity of NVX-CoV2373 against Omicron subvariants*

241 nAb responses (ID₅₀) to BA.5 and BQ.1.1 were assessed in a PP-IMM subset of adult
242 participants who received all four study doses of NVX-CoV2373. Fourteen days after the
243 primary series, responses that cross-reacted with variant strains were ~100-fold lower than
244 those against the ancestral strain; however, activity increased against each variant with
245 subsequent doses of NVX-CoV2373 **(Figure 3A)**.

246 Cross-reactive serum anti-rS IgG responses were observed in adults against BA.5 and
247 BQ.1.1 after the primary series (~4-fold lower than against the ancestral virus) and subsequent
248 doses (~1.5-fold lower than those against ancestral virus; **Figure 3B**). Anti-rS IgG levels against
249 the ancestral strain and variants aligned with correlates of protection of >88% (based on day 35
250 anti-rS IgG levels and protection 56 days later), as described previously.¹⁶ Anti-rS IgG
251 responses were also assessed based on positive or negative SARS-CoV-2 NP serostatus at
252 baseline, and a similar trend was observed as those described for the full immunogenicity
253 subset (**Figure 3C**).

254 3.5. Reactogenicity

255 Overall, solicited AEs were predominantly mild to moderate in severity and self-limited. Events
256 occurred at a somewhat higher frequency after the 3rd and 4th doses compared with the first two
257 doses (**Figure 4A; Table S4**). Solicited AEs were reported most frequently within 2 days after
258 vaccination and lasted a median 1–3 days; there were a limited number of AEs lasting >7 days
259 post injection (**Table S5**). Frequencies of solicited local AEs across doses trended similarly in
260 both the adult and adolescent study populations; following each dose, pain and tenderness
261 were the most common (>10%). Any solicited systemic AEs also occurred with similar frequency
262 among the adult and adolescent study populations (**Figure 4B; Table S4**). Fatigue, headache,
263 malaise, and muscle pain were the most common (>40% for any dose) solicited systemic AEs
264 reported.

265 3.6. Unsolicited AEs

266 Through 28 days after the primary series, unsolicited AEs occurred at similar frequencies within
267 the adult and adolescent populations in the NVX-CoV2373 (12.1% and 15.8%, respectively) and
268 placebo (11.6% and 16.0%) groups (**Table S6**). Frequency of unsolicited AEs decreased with
269 the 3rd and 4th doses of NVX-CoV2373 in both adults and adolescents. After the 4th dose, no
270 adults and one (0.5%) adolescent participant had a vaccine-related AE (urticaria). Overall, there
271 was minimal occurrence of vaccine-related or severe AEs, as well as MAAEs, SAEs, and

272 PIMMCs. During primary series follow-up, six adult participants discontinued the study for an
273 unsolicited AE considered related to study vaccination. After unblinding, it was determined these
274 were four and two participants in the active vaccine and placebo groups, respectively. At the
275 data cutoff date, there were no unsolicited AEs leading to discontinuation in adolescent
276 participants. No deaths during the study were considered related to vaccination, and there were
277 no deaths in the adolescent population.

278 **4. Discussion**

279 These results expand on previous reports of the PREVENT-19 trial^{8,10} and support phase 3
280 data¹⁷ that demonstrated the safety and efficacy of two primary doses of NVX-CoV2373 in
281 adults and adolescents. Immunological responses to ancestral SARS-CoV-2 were markedly
282 increased 14 days after two primary doses of NVX-CoV2373 in participants serologically
283 negative for SARS-CoV-2 NP. Responses were durable, with continued robust humoral
284 responses after a 3rd dose of NVX-CoV2373 and modest increases after a 4th dose. Over the full
285 period of the study, antibody titers were sustained in the range associated with a high degree of
286 protective efficacy.¹⁶ Overall, NVX-CoV2373 was immunogenic in both younger and older adults
287 and adolescents and was well tolerated.

288 In both adults and adolescents, immunological response to a 3rd dose of NVX-CoV2373
289 was noninferior to that observed 14 days after the primary series. A median of 8 months after
290 the 3rd dose, a 4th dose of NVX-CoV2373 resulted in elevated nAb titers comparable to those
291 post 3rd dose, and >4-fold higher than those observed 28-days post primary series. These
292 positive 3rd-dose responses are in line with those previously reported from a phase 2 trial.¹⁸ nAb
293 titers before the 3rd and 4th doses were higher than those reported on Day 0, indicating response
294 durability. Notably, there was some decline in titers, indicative of waning immunity; however, this
295 can be expected as it would align with previously reported waning vaccine efficacy (to Delta
296 variants) >120 days post vaccination.¹⁹ Although mRNA COVID-19 vaccines have generally

297 reported higher absolute post-vaccination IgG levels and neutralization titers, other studies have
298 demonstrated significantly better persistence of response with NVX-CoV2373, with a slower
299 decline in immune responses.²⁰ These data support the rationale for periodic reimmunization to
300 help combat breakthrough infection in vaccinated individuals, especially with the frequent
301 emergence of new variant strains.

302 Overall, AEs were mild to moderate and reactogenicity was generally transient.
303 Incidence and severity of local and systemic reactogenicity moderately increased following the
304 2nd dose and remained relatively consistent after both the 3rd dose and 4th dose. These findings
305 align with early studies during the pandemic where a COVID-19 vaccine primary series (ie,
306 mRNA, adenoviral vector, and protein-based) was observed to generally elicit higher
307 frequencies of reactogenic symptoms following the 2nd dose compared to the 1st dose.^{11,21,22}
308 Side effects from COVID-19 vaccines have been identified as a driving force of vaccine
309 hesitancy;^{23,24} therefore, a key observation from this study may be that additional doses of NVX-
310 CoV2373 in adult and adolescent populations did not further increase reactogenic symptom
311 frequency. Here, unsolicited AE frequency after the primary series was comparable in the NVX-
312 CoV2373 and placebo groups and incidence appeared to plateau after the 4th dose, which is
313 consistent with data from a phase 2 study conducted in Australia and the US.²¹ Notably, the
314 solicited and unsolicited AE outcomes after repeat dosing with NVX-CoV2373 are reassuring for
315 future recommendations of additional doses of the Novavax COVID-19 vaccine, based on
316 updated formulations that are expected due to continued SARS-CoV-2 strain circulation and
317 evolution.

318 A tolerable safety profile, immunogenicity, and protection from infection in older adults is
319 of great interest for COVID-19 vaccines due to the higher risk of severe disease complications
320 in those aged ≥ 65 years.²⁵ No safety concerns were raised, and high and similar immune
321 responses were observed across age groups; however, as expected, titers were lower in the
322 older versus younger adult population, and titers were higher for the adolescent versus adult

323 populations. Notably, in both age groups, responses were within the range demonstrated to
324 provide protective efficacy.¹⁶ This is an important consideration, as real-world evidence
325 indicates that vaccine side effects are a key factor in selection of a specific vaccine formulation
326 when efficacy among the options is comparable.²⁶ Overall, the decision for use of a protein- or
327 mRNA-based vaccine formulation should consider patient characteristics/comorbidities and
328 individual preference (eg, vaccine hesitancy due to side effects), as well as immunogenicity.

329 Cross-protective humoral immune responses were observed against Omicron variants
330 BA.5 and BQ.1.1. Over time, SARS-CoV-2 lineages have evolved, attaining increased fitness
331 and immune evasion capabilities, compared to the ancestral strain and early Omicron variants.
332 For example, additional mutations in the viral spike protein may promote improved replication in
333 respiratory cells, decreased affinity for ACE2, and antibody resistance.²⁷ A 3rd dose of
334 NVX-CoV2373 elicited a robust serum IgG response to BA.1 with an SCR comparable to that
335 observed after the primary series. These data are in line with those from a phase 2 study of a
336 smaller South African population, where elevated titers against BA.1 and BA.4/5 were observed
337 after 3rd and 4th doses of NVX-CoV2373.²⁸ These immunogenicity results provide supportive
338 evidence for this protein-based vaccine platform's capacity to elicit broadly cross-reactive nAb
339 titers against antigenically distant SARS-CoV-2 variant strains.

340 This study was conducted during the early years of what has become a continuously
341 evolving epidemiology of SARS-CoV-2. At study initiation, virtually all participants were
342 infection-naive, and ancestral virus, as well as some early antigenically related variants, were
343 circulating. During the second year, more antigenically divergent variants emerged (eg, BA.1,
344 BA.5, and BQ.1.1), reducing immunity among individuals vaccinated with authorized prototype
345 vaccines. This led to recommendations for “booster” doses of the prototype vaccine, followed by
346 updated vaccine formulations that targeted newer variants. For the 2023–2024 season,
347 vaccines based on the XBB.1.5 variant became available.^{2,3} JN.1, followed by strains within that
348 lineage (ie, KP.2 and KP.3), then became the dominant strains, and two mRNA-based vaccines

349 and the Novavax COVID-19 vaccine were authorized/approved as updated COVID-19 vaccines
350 for the 2024–2025 season.⁷ In non-clinical models, the updated Novavax COVID-19 vaccine
351 (NVX-CoV2705 [JN.1]) generated broad cross-neutralizing responses against JN.1-lineage
352 subvariants, including KP.2 and KP.3.²⁹ The continued authorizations, preclinical data, and
353 assessments with convalescent serum samples suggest consistency for immunogenicity and
354 effectiveness of updated Novavax COVID-19 vaccines with this platform.

355 Immune responses described here demonstrate cross-reactivity of the prototype vaccine
356 with genetic variants that had deviated from ancestral SARS-CoV-2. It can be expected that
357 immunogenicity of prototype vaccines would decline as new strains emerge and antigenic
358 distance grows. For example, based on genomic composition, early Omicron strains (eg, BA.1,
359 BA.5, and BQ.1) may be considered one antigenically related “family”, followed by a larger shift
360 to XBB-related strains that are more antigenically distinct from ancestral SARS-CoV-2.³⁰
361 Notably, within these ‘antigenic families’ of variants, cross-reactivity to updated vaccines may be
362 more likely.

363 A separate analysis of data from PREVENT-19 reported that nAb titers provide a
364 correlate of protection for NVX-CoV2373 against ancestral virus,¹⁶ and a more recent analysis¹⁹
365 confirmed antibody levels to the immune-evading Delta variant that support protective efficacy.
366 This vaccine platform also demonstrated cross-reactivity in the 2019nCoV-313/NCT05975060
367 study investigating an updated version of NVX-CoV2373 directed to XBB.1.5 (NVX-CoV2601),
368 [*in press*], which was authorized for use in 2023–2024.^{2,3} In that study, nAb responses to JN.1
369 and KP.2 were observed in previously vaccinated participants (≥3 doses of an mRNA-based
370 COVID-19 vaccine) who received one dose of NVX-CoV2601. Cross-reactivity against SARS-
371 CoV-2 variants by vaccines generated using this platform may be related to unique platform
372 attributes, such as the saponin-based Matrix-M adjuvant and/or greater accessibility to highly
373 conserved spike protein epitopes due to the truncated glycans of glycoproteins produced in the
374 baculovirus expression vector system.³¹ Matrix-M adjuvant likely broadens epitope recognition³²

375 and elicits a Th1-dominant immune response capable of improving humoral immune
376 responses³³. Despite the continued evolution of SARS-CoV-2, the ancestral vaccine and strain
377 responses analyzed in this study allow for the interpretation of cross-reactivity specific to this
378 vaccine platform, which can provide insight into potential performance of updated vaccine
379 formulations against antigenically distant future-drifted strains.

380 **5. Conclusions**

381 In conclusion, NVX-CoV2373 elicited robust and durable humoral immune responses to
382 SARS-CoV-2, as well as cross-protective responses to key variants. Doses of NVX-CoV2373
383 beyond the primary series induced spike-specific antibodies, with an acceptable reactogenicity
384 profile. These results support continuing updates to this vaccine platform based on currently
385 circulating strains to help effectively combat SARS-CoV-2 infection.

386

387

388

389 **Acknowledgments**

390 We especially thank each of the study participants who volunteered for this study, as well as the
391 2019nCoV-301 Study Group members.^{8,10} We acknowledge the funders (BARDA and
392 NIAID/NIH), the members of the NIAID Data and Safety Monitoring Board (DSMB), community
393 leadership groups throughout the country who assisted with community engagement and
394 recruitment, unnamed colleagues at each of the sites who generously contributed to the trials in
395 many ways, and all unnamed colleagues at Novavax, Inc, who worked tirelessly and gave
396 unlimited efforts to the development, testing, and support of this trial. Medical writing support
397 was provided by Kelly Cameron, PhD, CMPP, Kelly M. Fahrbach, PhD, CMPP, with editorial
398 support from Ebenezer M. Awuah-Yeboah, BS, all of Ashfield MedComms (New York, USA), an
399 Inizio company, supported by Novavax, Inc.

400 **Appendix A:** Supplementary data

401 Supplementary study results.

402 **Funding:** This work was supported by Novavax, Inc.; the Office of the Assistant Secretary for
403 Preparedness and Response, Biomedical Advanced Research and Development Authority
404 (BARDA; contract Operation Warp Speed: Novavax Project Agreement number 1 under Medical
405 CBRN [Chemical, Biological, Radiological, and Nuclear] Defense Consortium base agreement
406 no. 2020-530; Department of Defense no. W911QY20C0077); and the National Institute of
407 Allergy and Infectious Diseases (NIAID), National Institutes of Health. The NIAID provides grant
408 funding to the HIV Vaccine Trials Network (HVTN) Leadership and Operations Center (UM1
409 AI68614), the HVTN Statistics and Data Management Center (UM1 AI68635), the HVTN
410 Laboratory Center (UM1 AI68618), the HIV Prevention Trials Network Leadership and
411 Operations Center (UM1 AI68619), the AIDS Clinical Trials Group Leadership and Operations
412 Center (UM1 AI68636), and the Infectious Diseases Clinical Research Consortium leadership
413 group (UM1 AI148684).

414 **Data Statement:** Study details can be found at <https://clinicaltrials.gov/study/NCT04611802>.

415 Data that support the findings of this study are available in supplementary material and from the
416 corresponding author upon reasonable request.

417 **Declaration of Competing Interest**

418 Karen L. Kotloff reports financial support was provided by Novavax, Inc. and the National
419 Institute of Allergy and Infectious Diseases. Cynthia L. Gay reports financial support was
420 provided by National Institute of Allergy and Infectious Diseases. Alice McGarry, Wayne Woo,
421 Mingzhu Zhu, Shane Cloney-Clark, Joy Nelson, Haoua Dunbar, Miranda R. Cai, Iksung Cho,
422 Zhaohui Cai, Raj Kalkeri, Joyce S. Plested, Nita Patel, Katherine Smith, Anthony M. Marchese,
423 and Raburn M. Mallory report a relationship with Novavax, Inc. that includes: employment and
424 equity or stocks. German Anez reports a relationship with Novavax, Inc that includes:
425 employment (former) and equity or stocks. Gregory Glenn reports a relationship with Novavax,
426 Inc. that includes: consulting or advisory, employment (former), and equity or stocks. Lisa
427 Dunkle reports a relationship with Novavax, Inc. that includes: consulting or advisory,
428 employment (former), and equity or stocks. Karen L. Kotloff reports a relationship with Novavax,
429 Inc. that includes: funding grants. Medical writing support was funded by Novavax, Inc. If there
430 are other authors, they declare that they have no known competing financial interests or
431 personal relationships that could have appeared to influence the work reported in this paper.

432 **Ethics Approval Statement**

433 The study was performed in accordance with the International Conference on Harmonization
434 Good Clinical Practice guidelines and overseen by the NIAID Data Safety and Monitoring Board.

435 **Patient Consent Statement**

436 All participants provided written informed consent before enrollment.

437

438

439 **Author contributions**

440 **Germán Áñez:** conceptualization, methodology, formal analysis, investigation, writing – original draft
441 preparation, writing – reviewing and editing

442 **Alice McGarry:** formal analysis, investigation, writing – reviewing and editing

443 **Wayne Woo:** formal analysis, investigation, writing – reviewing and editing

444 **Karen L. Kotloff:** data curation, investigation, writing – reviewing and editing; resources

445 **Cynthia L. Gay:** data curation, investigation, writing – reviewing and editing; resources

446 **Mingzhu Zhu:** writing – reviewing and editing; resources

447 **Shane Cloney-Clark:** formal analysis, writing – reviewing and editing

448 **Joy Nelson:** writing – reviewing and editing; project administration

449 **Haoua Dunbar:** data curation, writing – reviewing and editing

450 **Miranda R. Cai:** formal analysis, writing – reviewing and editing

451 **Iksung Cho:** formal analysis, investigation, writing – reviewing and editing, software

452 **Zhaohui Cai:** formal analysis, writing – reviewing and editing

453 **Raj Kalkeri:** investigation, writing – reviewing and editing

454 **Joyce S. Plested:** formal analysis, writing – reviewing and editing

455 **Nita Patel:** resources, writing – reviewing and editing

456 **Katherine Smith:** formal analysis, writing – reviewing and editing

457 **Anthony M. Marchese:** writing – updated draft preparation, writing – reviewing and editing

458 **Gregory M. Glenn:** methodology, investigation, writing – reviewing and editing

459 **Raburn M. Mallory:** methodology, formal analysis, writing – reviewing and editing

460 **Lisa M. Dunkle:** conceptualization, methodology, formal analysis, investigation, writing – reviewing and
461 editing, writing – original draft preparation

462

463

464

465 References

- 466 1.COVID-19 Vaccine Tracker. Novavax: Nuvaxovid
467 <https://covid19.trackvaccines.org/vaccines/25/>. Accessed January 16, 2024.
- 468 2.Food and Drug Administration. Novavax COVID-19 Vaccine, Adjuvanted. Available online 17
469 October 2023. [https://www.fda.gov/vaccines-blood-biologics/coronavirus-covid-19-cber-](https://www.fda.gov/vaccines-blood-biologics/coronavirus-covid-19-cber-regulated-biologics/novavax-covid-19-vaccine-adjuvanted)
470 [regulated-biologics/novavax-covid-19-vaccine-adjuvanted](https://www.fda.gov/vaccines-blood-biologics/coronavirus-covid-19-cber-regulated-biologics/novavax-covid-19-vaccine-adjuvanted). Accessed January 31, 2024.
- 471 3.European Medicines Agency. Nuvaxovid. COVID-19 Vaccine (recombinant, adjuvanted).
472 [https://www.ema.europa.eu/en/medicines/human/EPAR/nuvaxovid#ema-inpage-item-](https://www.ema.europa.eu/en/medicines/human/EPAR/nuvaxovid#ema-inpage-item-product-info)
473 [product-info](https://www.ema.europa.eu/en/medicines/human/EPAR/nuvaxovid#ema-inpage-item-product-info). Accessed February 1, 2024.
- 474 4.World Health Organization. Updated Risk Evaluation of JN.1, 15 April 2024.
475 [https://www.who.int/docs/default-](https://www.who.int/docs/default-source/coronaviruse/15042024_jn1_ure.pdf?sfvrsn=8bd19a5c_7#:~:text=Effectiveness%20of%20the%20XBB.,predicted%20to%20cross%2Drecognize%20BA)
476 [source/coronaviruse/15042024_jn1_ure.pdf?sfvrsn=8bd19a5c_7#:~:text=Effectiveness](https://www.who.int/docs/default-source/coronaviruse/15042024_jn1_ure.pdf?sfvrsn=8bd19a5c_7#:~:text=Effectiveness%20of%20the%20XBB.,predicted%20to%20cross%2Drecognize%20BA)
477 [%20of%20the%20XBB.,predicted%20to%20cross%2Drecognize%20BA](https://www.who.int/docs/default-source/coronaviruse/15042024_jn1_ure.pdf?sfvrsn=8bd19a5c_7#:~:text=Effectiveness%20of%20the%20XBB.,predicted%20to%20cross%2Drecognize%20BA). Accessed May
478 13, 2024.
- 479 5.Link-Gelles R, Ciesla AA, Mak J, et al. Early Estimates of Updated 2023-2024 (Monovalent
480 XBB.1.5) COVID-19 Vaccine Effectiveness Against Symptomatic SARS-CoV-2 Infection
481 Attributable to Co-Circulating Omicron Variants Among Immunocompetent Adults -
482 Increasing Community Access to Testing Program, United States, September 2023-
483 January 2024. *MMWR Morb Mortal Wkly Rep.* 2024;73(4):77-83.
- 484 6.U.S. Food and Drug Administration. Updated COVID-19 Vaccines for Use in the United States
485 Beginning in Fall 2024 [https://www.fda.gov/vaccines-blood-biologics/updated-covid-19-](https://www.fda.gov/vaccines-blood-biologics/updated-covid-19-vaccines-use-united-states-beginning-fall-2024)
486 [vaccines-use-united-states-beginning-fall-2024](https://www.fda.gov/vaccines-blood-biologics/updated-covid-19-vaccines-use-united-states-beginning-fall-2024). Accessed September 13, 2024.
- 487 7.U.S. Food and Drug Administration. COVID-19 Vaccines. [https://www.fda.gov/emergency-](https://www.fda.gov/emergency-preparedness-and-response/coronavirus-disease-2019-covid-19/covid-19-vaccines)
488 [preparedness-and-response/coronavirus-disease-2019-covid-19/covid-19-vaccines](https://www.fda.gov/emergency-preparedness-and-response/coronavirus-disease-2019-covid-19/covid-19-vaccines).
489 Accessed September 25, 2024.
- 490 8.Dunkle LM, Kotloff KL, Gay CL, et al. Efficacy and Safety of NVX-CoV2373 in Adults in the
491 United States and Mexico. *N Engl J Med.* 2022;386(6):531-543.
- 492 9.Marchese AM, Zhou X, Kinol J, et al. NVX-CoV2373 vaccine efficacy against hospitalization:
493 A post hoc analysis of the PREVENT-19 phase 3, randomized, placebo-controlled trial.
494 *Vaccine.* 2023;41(22):3461-3466.
- 495 10.Anez G, Dunkle LM, Gay CL, et al. Safety, Immunogenicity, and Efficacy of the NVX-
496 CoV2373 COVID-19 Vaccine in Adolescents: A Randomized Clinical Trial. *JAMA Netw*
497 *Open.* 2023;6(4):e239135.
- 498 11.Baden LR, El Sahly HM, Essink B, et al. Efficacy and Safety of the mRNA-1273 SARS-CoV-
499 2 Vaccine. *N Engl J Med.* 2021;384(5):403-416.
- 500 12.Hamilton S, Zhu M, Cloney-Clark S, et al. Validation of a severe acute respiratory syndrome
501 coronavirus 2 microneutralization assay for evaluation of vaccine immunogenicity. *J Virol*
502 *Methods.* 2024;327:114945.
- 503 13.Zhu M, Cloney-Clark S, Feng SL, et al. A Severe Acute Respiratory Syndrome Coronavirus 2
504 Anti-Spike Immunoglobulin G Assay: A Robust Method for Evaluation of Vaccine
505 Immunogenicity Using an Established Correlate of Protection. *Microorganisms.*
506 2023;11(7).

- 507 14. Plested JS, Zhu M, Cloney-Clark S, et al. Severe Acute Respiratory Syndrome Coronavirus
508 2 Receptor (Human Angiotensin-Converting Enzyme 2) Binding Inhibition Assay: A
509 Rapid, High-Throughput Assay Useful for Vaccine Immunogenicity Evaluation.
510 *Microorganisms*. 2023;11(2).
- 511 15. Cai Z, Kalker R, Zhu M, et al. A Pseudovirus-Based Neutralization Assay for SARS-CoV-2
512 Variants: A Rapid, Cost-Effective, BSL-2-Based High-Throughput Assay Useful for
513 Vaccine Immunogenicity Evaluation. *Microorganisms*. 2024;12(3).
- 514 16. Fong Y, Huang Y, Benkeser D, et al. Immune correlates analysis of the PREVENT-19
515 COVID-19 vaccine efficacy clinical trial. *Nat Commun*. 2023;14(1):331.
- 516 17. Heath PT, Galiza EP, Baxter DN, et al. Safety and Efficacy of the NVX-CoV2373
517 Coronavirus Disease 2019 Vaccine at Completion of the Placebo-Controlled Phase of a
518 Randomized Controlled Trial. *Clin Infect Dis*. 2023;76(3):398-407.
- 519 18. Mallory RM, Formica N, Pfeiffer S, et al. Safety and immunogenicity following a homologous
520 booster dose of a SARS-CoV-2 recombinant spike protein vaccine (NVX-CoV2373): a
521 secondary analysis of a randomised, placebo-controlled, phase 2 trial. *Lancet Infect Dis*.
522 2022;22(11):1565-1576.
- 523 19. Follmann D, Mateja A, Fay MP, et al. Durability of Protection Against COVID-19 Through the
524 Delta Surge for the NVX-CoV2373 Vaccine. *Clin Infect Dis*. 2024;79(1):78-85.
- 525 20. Liu X, Munro APS, Wright A, et al. Persistence of immune responses after heterologous and
526 homologous third COVID-19 vaccine dose schedules in the UK: eight-month analyses of
527 the COV-BOOST trial. *J Infect*. 2023;87(1):18-26.
- 528 21. Alves K, Plested JS, Galbiati S, et al. Immunogenicity and safety of a fourth homologous
529 dose of NVX-CoV2373. *Vaccine*. 2023;41(29):4280-4286.
- 530 22. Polack FP, Thomas SJ, Kitchin N, et al. Safety and Efficacy of the BNT162b2 mRNA Covid-
531 19 Vaccine. *N Engl J Med*. 2020;383(27):2603-2615.
- 532 23. Al-Obaydi S, Henrikus E, Mohammad N, Lehman EB, Thakur A, Al-Shaikhly T. Hesitancy
533 and reactogenicity to mRNA-based COVID-19 vaccines-Early experience with vaccine
534 rollout in a multi-site healthcare system. *PLoS One*. 2022;17(8):e0272691.
- 535 24. Chrissian AA, Oyoyo UE, Patel P, et al. Impact of COVID-19 vaccine-associated side effects
536 on health care worker absenteeism and future booster vaccination. *Vaccine*.
537 2022;40(23):3174-3181.
- 538 25. Centers for Disease Control and Prevention. People With Certain Medical Conditions.
539 [https://www.cdc.gov/coronavirus/2019-ncov/need-extra-precautions/people-with-](https://www.cdc.gov/coronavirus/2019-ncov/need-extra-precautions/people-with-medical-conditions.html)
540 [medical-conditions.html](https://www.cdc.gov/coronavirus/2019-ncov/need-extra-precautions/people-with-medical-conditions.html). Accessed January 31, 2024.
- 541 26. Salisbury D, Lazarus JV, Waite N, et al. COVID-19 Vaccine Preferences in General
542 Populations in Canada, Germany, the United Kingdom, and the United States: Discrete
543 Choice Experiment. *JMIR Public Health Surveill*. 2024;10:e57242.
- 544 27. Planas D, Staropoli I, Michel V, et al. Distinct evolution of SARS-CoV-2 Omicron XBB and
545 BA.2.86/JN.1 lineages combining increased fitness and antibody evasion. *Nat Commun*.
546 2024;15(1):2254.
- 547 28. Bhiman JN, Richardson SI, Lambson BE, et al. Novavax NVX-COV2373 triggers
548 neutralization of Omicron sub-lineages. *Sci Rep*. 2023;13(1):1222.

- 549 29.Walker R. Vaccines and Related Biological Products Advisory Committee. Novavax Data in
550 Support of 2024-2025 Vaccine Update. June 5, 2024. Available at:
551 <https://www.fda.gov/media/179143/download>. Accessed October 20, 2024.
- 552 30.Nextstrain.org. Genomic epidemiology of SARS-CoV-2 with subsampling focused globally
553 since pandemic start. <https://nextstrain.org/ncov/gisaid/global/all-time?m=div>. Accessed
554 August 12, 2024.
- 555 31.Wolff MW, Murhammer DW, Jarvis DL, Linhardt RJ. Electrophoretic analysis of glycoprotein
556 glycans produced by lepidopteran insect cells infected with an immediate early
557 recombinant baculovirus encoding mammalian beta1,4-galactosyltransferase. *Glycoconj*
558 *J.* 1999;16(12):753-756.
- 559 32.Chung KY, Coyle EM, Jani D, et al. ISCOMATRIX adjuvant promotes epitope spreading and
560 antibody affinity maturation of influenza A H7N9 virus like particle vaccine that correlate
561 with virus neutralization in humans. *Vaccine.* 2015;33(32):3953-3962.
- 562 33.Stertman L, Palm AE, Zarnegar B, et al. The Matrix-M adjuvant: A critical component of
563 vaccines for the 21(st) century. *Human vaccines & immunotherapeutics.*
564 2023;19(1):2189885.
- 565

Table 1. Demographic characteristics (PP-IMM analysis sets).

Characteristic	Adult main study				Pediatric expansion (12 to <18 years)			
	Primary series		3 rd Dose	4 th Dose	Primary series		3 rd Dose	4 th Dose
	NVX-CoV2373 (n=713)	Placebo (n=337)	NVX-CoV2373 (n=226)	NVX-CoV2373 (n=160)	NVX-CoV2373 (n=1126)	Placebo (n=537)	NVX-CoV2373 (n=220)	NVX-CoV2373 (n=27)
Sex, n (%)								
Male	364 (51.1)	162 (48.1)	117 (51.8)	76 (47.5)	584 (51.9)	297 (55.3)	127 (57.7)	16 (59.3)
Female	349 (48.9)	175 (51.9)	109 (48.2)	84 (52.5)	542 (48.1)	240 (44.7)	93 (42.3)	11 (40.7)
Age (years)								
Mean (SD)	57.1 (15.69)	56.5 (16.81)	49.6 (14.17)	58.7 (13.89)	13.8 (1.39)	13.7 (1.42)	14.1 (1.51)	13.2 (1.22)
Median (range)	64.0 (18–95)	65.0 (18–85)	52.0 (19–79)	62.0 (19–84)	14.0 (12–17)	14.0 (12–17)	14.0 (12–17)	13.0 (12–17)
Age group (years), n (%)								
18–64	358 (50.2)	168 (49.9)	196 (86.7)	91 (56.9)	N/A	N/A	N/A	N/A
≥65	355 (49.8)	169 (50.1)	30 (13.3)	69 (43.1)	N/A	N/A	N/A	N/A
12 to <15	N/A	N/A	N/A	N/A	766 (68.0)	368 (68.5)	118 (53.6)	23 (85.2)
15 to <18	N/A	N/A	N/A	N/A	360 (32.0)	169 (31.5)	102 (46.4)	4 (14.8)
Region, n (%)								
Mexico	48 (6.7)	23 (6.8)	0	0	0	0	0	0
United States	665 (93.3)	314 (93.2)	226 (100)	160 (100)	1126 (100)	537 (100)	220 (100)	27 (100)
Race, n (%)								
White	571 (80.1)	257 (76.3)	187 (82.7)	134 (83.8)	866 (76.9)	402 (74.9)	186 (84.5)	22 (81.5)
Black or African American	62 (8.7)	46 (13.6)	21 (9.3)	13 (8.1)	142 (12.6)	69 (12.8)	12 (5.5)	3 (11.1)
Asian	19 (2.7)	14 (4.2)	13 (5.8)	6 (3.8)	34 (3.0)	23 (4.3)	7 (3.2)	0
American Indian or Alaska Native	8 (6.7)	16 (4.7)	1 (0.4)	5 (3.1)	13 (1.2)	6 (1.1)	1 (0.5)	0
Mixed Origin	10 (1.4)	2 (0.6)	3 (1.3)	2 (1.3)	63 (5.6)	33 (6.1)	12 (5.5)	1 (3.7)
Native Hawaiian or Other Pacific Islander	0	1 (0.3)	1 (0.4)	0	3 (0.3)	1 (0.2)	1 (0.5)	0
Not Reported	3 (0.4)	1 (0.3)	0	0	5 (0.4)	3 (0.6)	1 (0.5)	1 (3.7)
Ethnicity, n (%)								
Hispanic or Latino	142 (19.9)	60 (17.8)	34 (15.0)	9 (5.6)	175 (15.5)	87 (16.2)	36 (16.4)	6 (22.2)
Not Hispanic or Latino	570 (79.9)	277 (82.2)	192 (85.0)	151 (94.4)	947 (84.1)	450 (83.8)	184 (83.6)	20 (74.1)
Not reported/unknown	1 (0.1)	0	0	0	4 (0.4)	0	0	1 (3.7)

SD, standard deviation. Note: Demographic and clinical characteristics are shown for the total PP-IMM set and were not developed for individual PP-IMM subsets.

Figure legends

Figure 1. CONSORT diagram.

Participant enrollment and disposition for adult and adolescent populations. (A) Primary series and crossover. (B) Dose expansion.

Part of this figure was adapted from Añez G, et al. *JAMA Netw Open*. 2023;6(4):e239135.

*Other reasons include receipt of another COVID-19 vaccine, noncompliance, investigator decision, incarceration, and pregnancy. †Participants could have more than one reason for exclusion. ‡Participants with an immunogenicity sample after the 3rd dose were a combination of those who received 2 doses of NVX-CoV2373 in the initial series and those who received 2 doses during blinded crossover. §Three participants were excluded from the adult 4th-dose safety analysis set due to receipt of an external COVID-19 vaccine or an extra dose of NVX-CoV2373; three participants excluded from the adolescent PP-IMM set who received only 3 doses of NVX-CoV2373 are included in the 4th-dose safety analysis set.

Figure 2. nAb responses against the ancestral strain in PP-IMM analysis sets. A) Adults. B) Adolescents. C) Noninferiority comparison of nAb responses after the primary series and 3rd dose.

Baseline/pre-dose are defined as the last available assessment prior to administration of trial vaccine for the 1st, 3rd, or 4th dose. Post dose is 14 days (Day 35) after the primary series and 28 days after the 3rd or 4th dose. GMFR was calculated based on titer comparison of respective post vaccination and baseline samples for each group. SCR was calculated based on the number of participants with a ≥ 4 -fold increase in antibody concentration from baseline divided by the number of participants with a sample collected at the designated post vaccination time. GMFR and SCR values with 95% CIs are noted. To establish noninferiority, the following criteria were to be met: lower bound (LB) of two-sided 95% CI for the ratio of GMTs ($\text{GMT}_{\text{third}}/\text{GMT}_{\text{primary}} > 1.0$); and LB of the two-sided 95% CI for the difference of SCR ($\text{GMT}_{\text{third}} - \text{GMT}_{\text{primary}} > -10\%$). Responses are compared 14 days (Day 35) after the primary series and 28 days after the 3rd dose. Criteria boundaries for 95% CI are marked with a dashed vertical line. GMT, geometric mean titer; LB, lower bound; nAb, neutralizing antibody; SCR, seroconversion rate.

Figure 3. Immunogenicity in an adult PP-IMM subset against the ancestral strain, BA.5, and BQ.1.1 before and after the primary series, 3rd dose, and 4th dose.

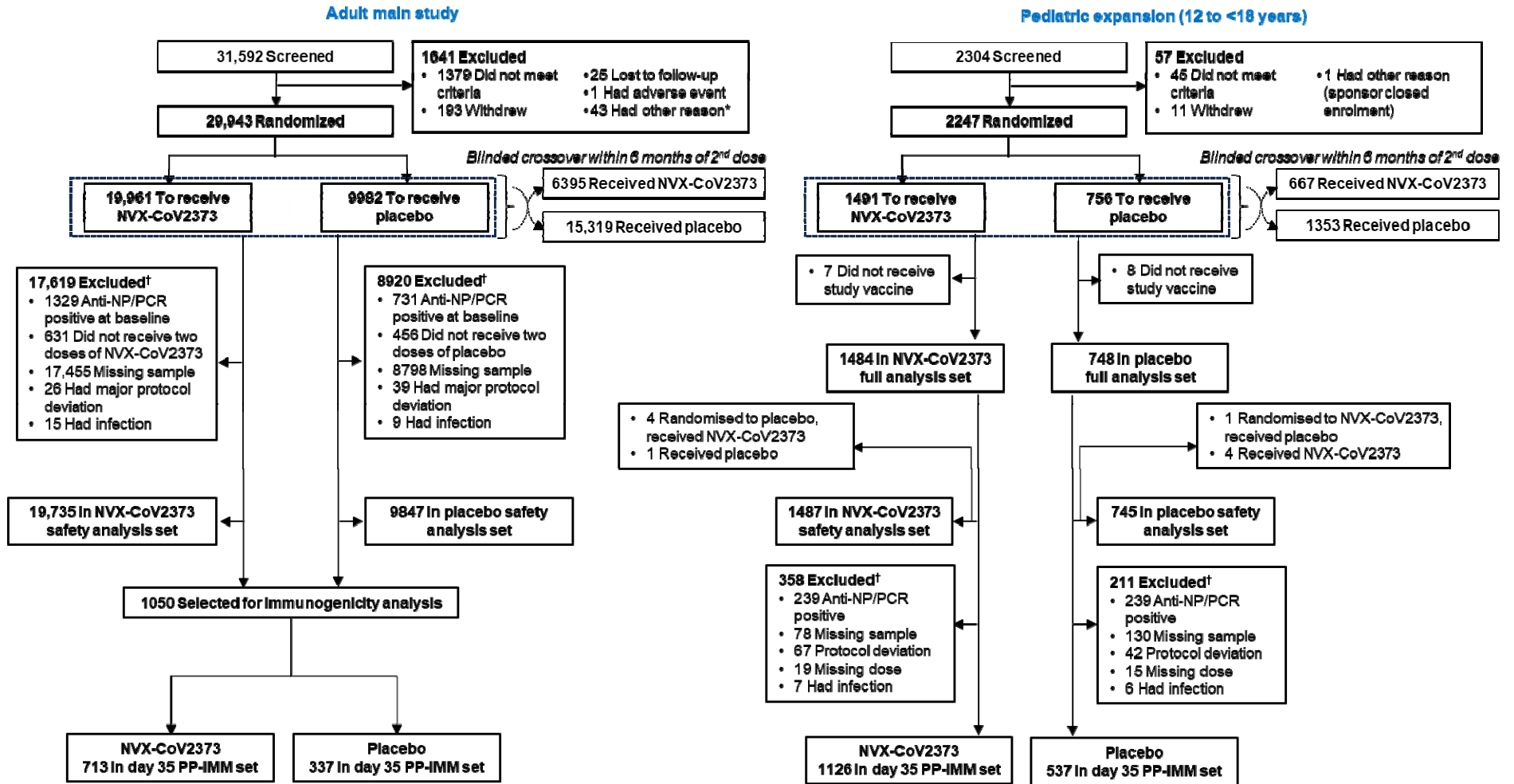
A) Pseudovirus neutralization assay (n=15 participants for each timepoint and strain).
B) Anti-rS IgG responses regardless of baseline SARS-CoV-2 serostatus (n=40 participants for each timepoint and strain, other than for 38 participants for 28 days after the 4th dose).
C) Anti-rS IgG responses by baseline SARS-CoV-2 serostatus (n=20 participants for each timepoint and strain, other than for 18 participants for 28 days after the 4th dose).
Fold differences compared with the ancestral strain for each series are shown in brackets. GMFR are comparing GMTs from samples collected on the day of dosing (before vaccination) with samples collected 28 days after that same dose. CoP values in (B) were determined for the ancestral strain based on Day 35 anti-rS IgG levels with protection 56 days later (Fong et al 2022). CoP, correlate of protection; GMFR, geometric mean fold rise; GMT, geometric mean titer; SCR, seroconversion rate.

Figure 4. Reactogenicity within 7 days of each study dose.

Solicited (A) local and (B) systemic treatment-emergent adverse events were collected in adult (top) and adolescent (bottom) participants in the safety analysis sets with at least one eDiary entry. Note: There are no placebo reactogenicity data beyond the primary series as subsequent doses of placebo were not administered.

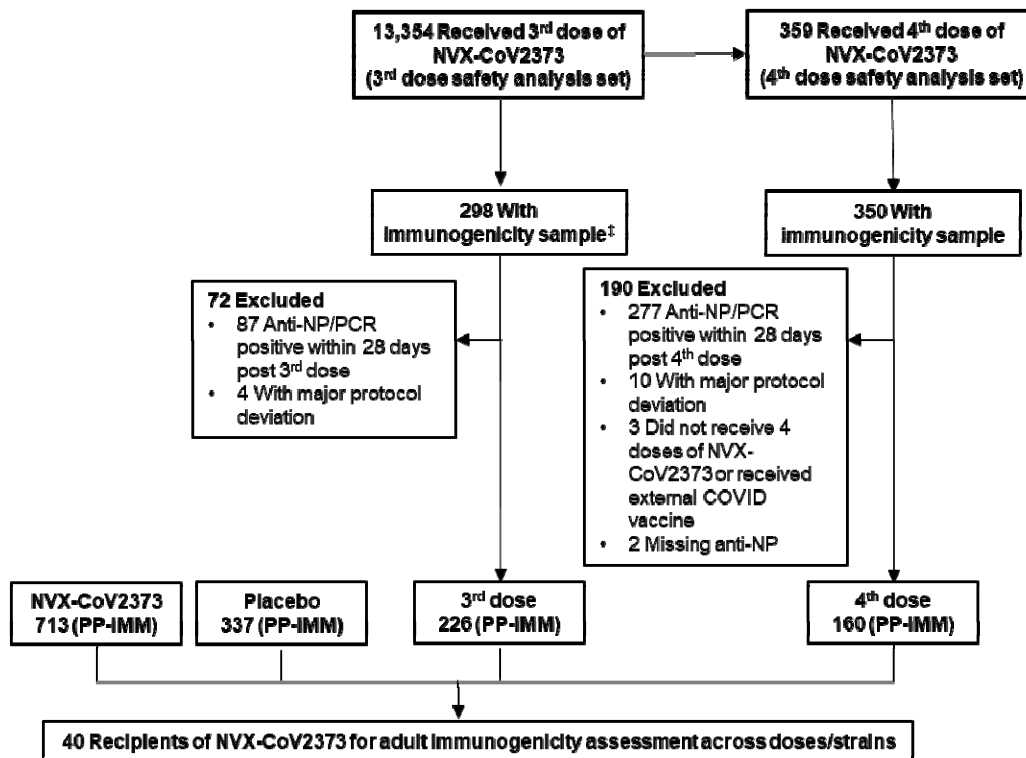
Figure 1. CONSORT diagram.

A



B

Adult booster dose amendment



Pediatric expansion (12 to <18 years)

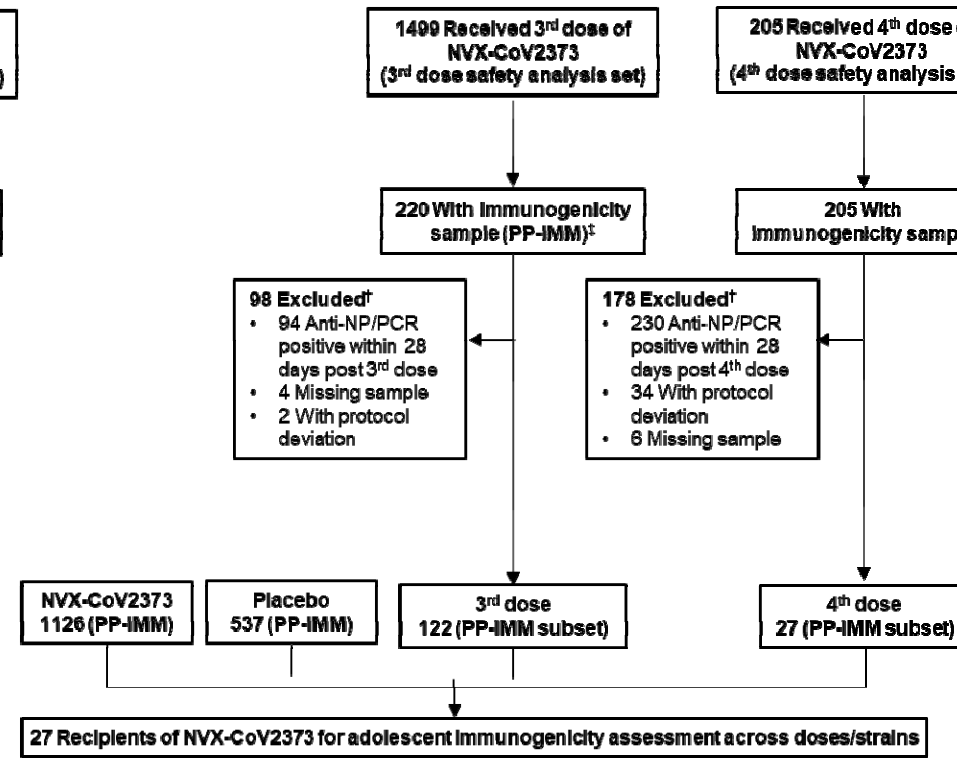
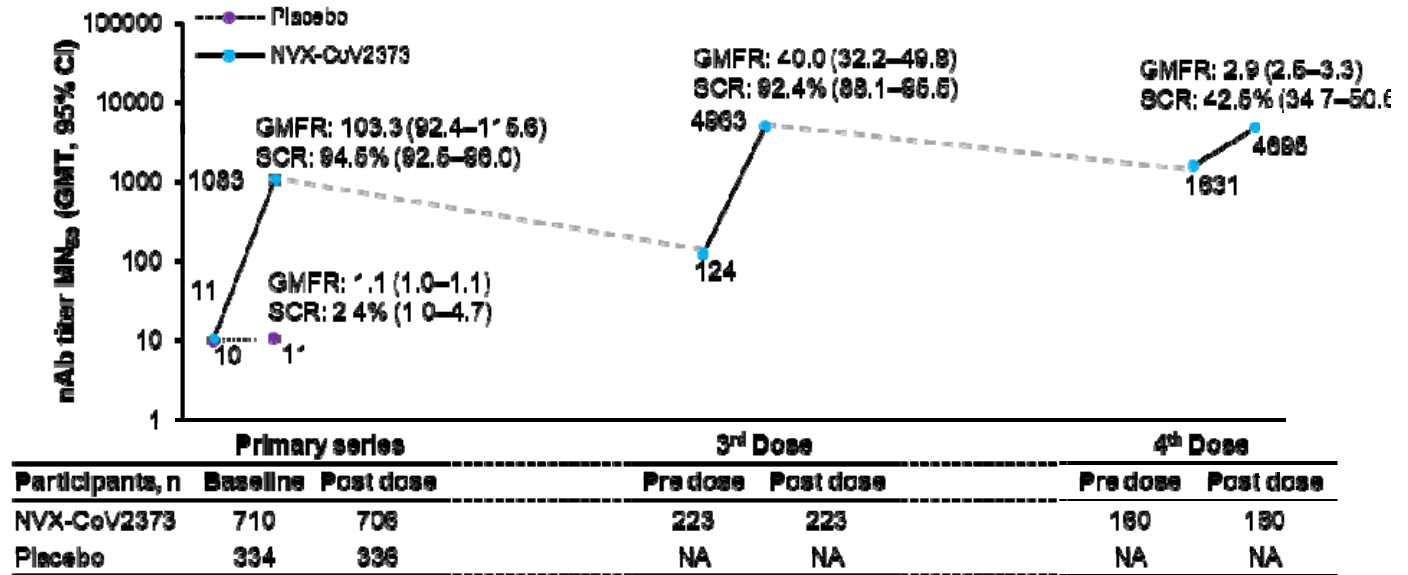
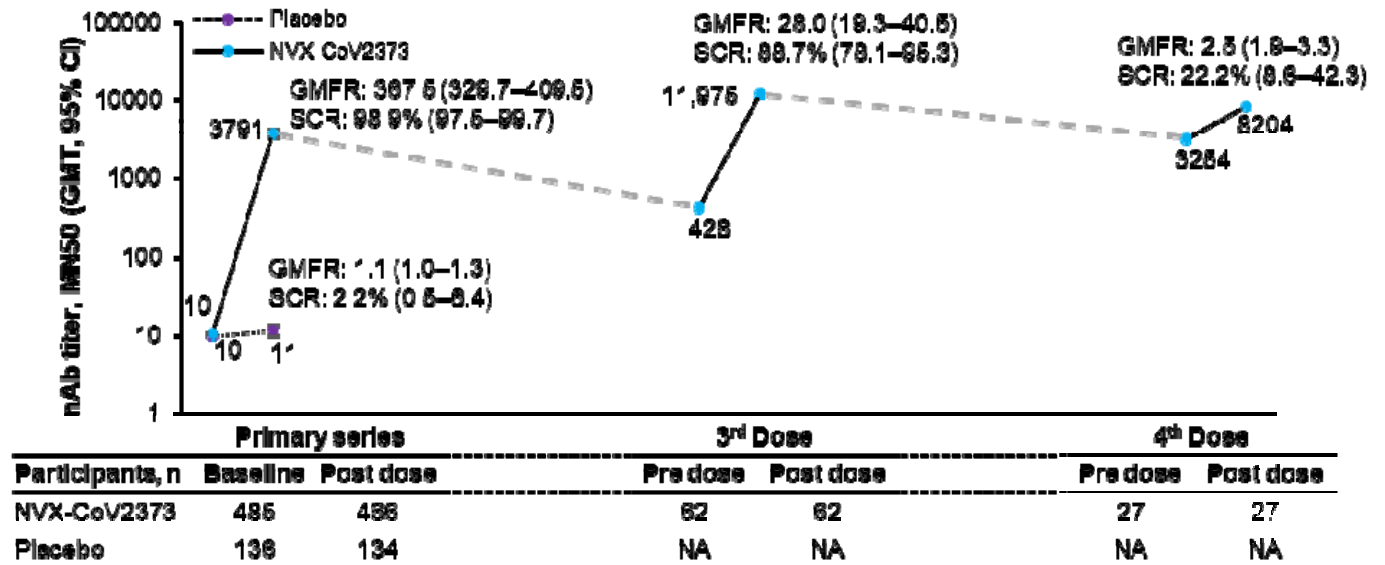


Figure 2. Neutralizing antibody responses to the ancestral strain before and after the primary series, 3rd, and 4th doses (PP-IMM analysis sets).

A. Adults



B. Adolescents



C. Noninferiority comparison of nAb responses after the primary series and 3rd dose.

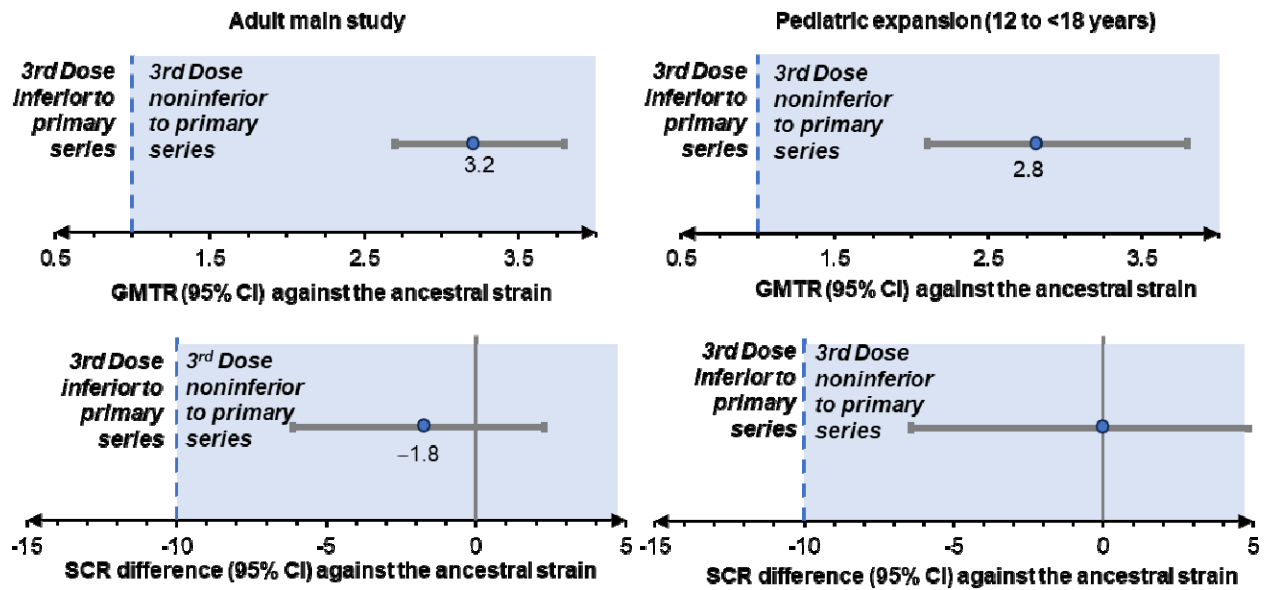


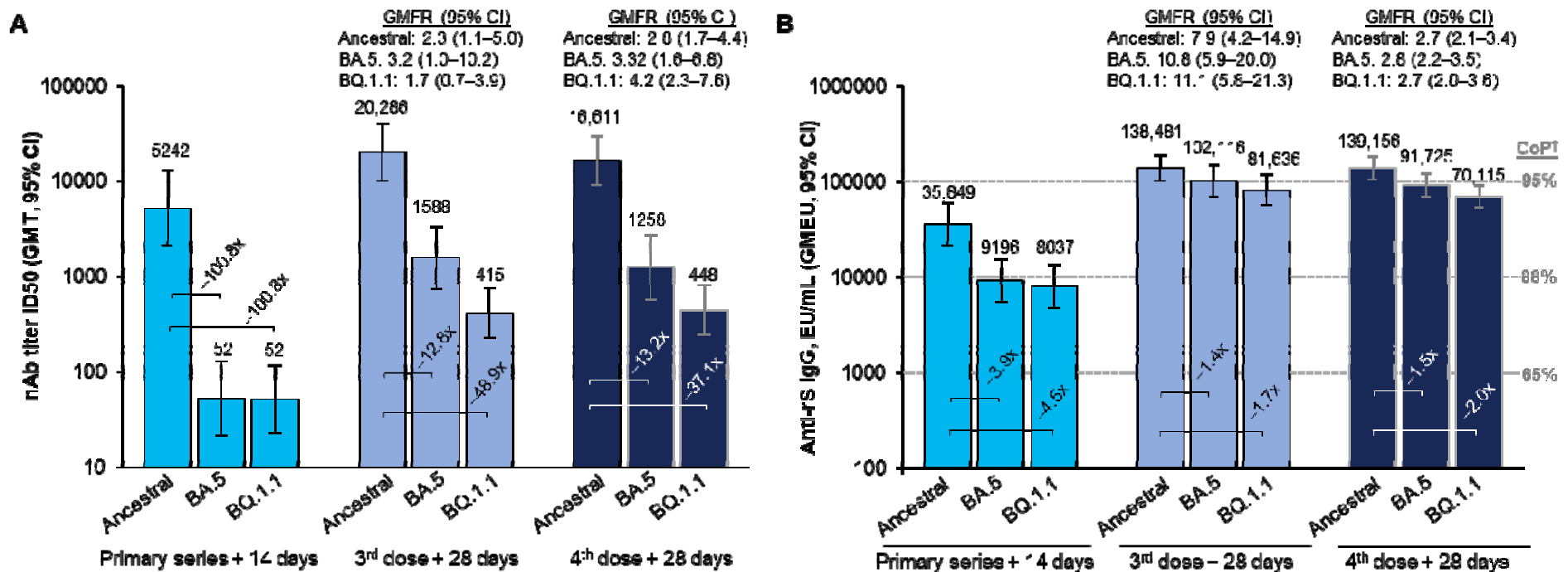
Figure 3. Immunogenicity in an adult PP-IMM subset against the ancestral strain, BA.5, and BQ.1.1 before and after the primary series, 3rd dose, and 4th dose.

A) Pseudovirus neutralization assay (n=15 participants for each timepoint and strain).

B) Anti-rS IgG responses regardless of baseline SARS-CoV-2 serostatus (n=40 participants for each timepoint and strain, other than for 38 participants for 28 days after the 4th dose).

C) Anti-rS IgG responses by baseline SARS-CoV-2 serostatus (n=20 participants for each timepoint and strain, other than for 18 participants for 28 days after the 4th dose).

Fold differences compared to the ancestral strain for each series are shown with brackets. GMFR are comparing GMTs from samples collected on the day of dosing (before vaccination), to samples collected 28 days after that same dose. CoP in (B) were determined for the ancestral strain based on Day 35 anti-rS IgG levels with protection 56 days later (Fong et al 2022). CoP, correlate of protection; GMFR, geometric mean fold rise; GMT, geometric mean titer; SCR, seroconversion rate.



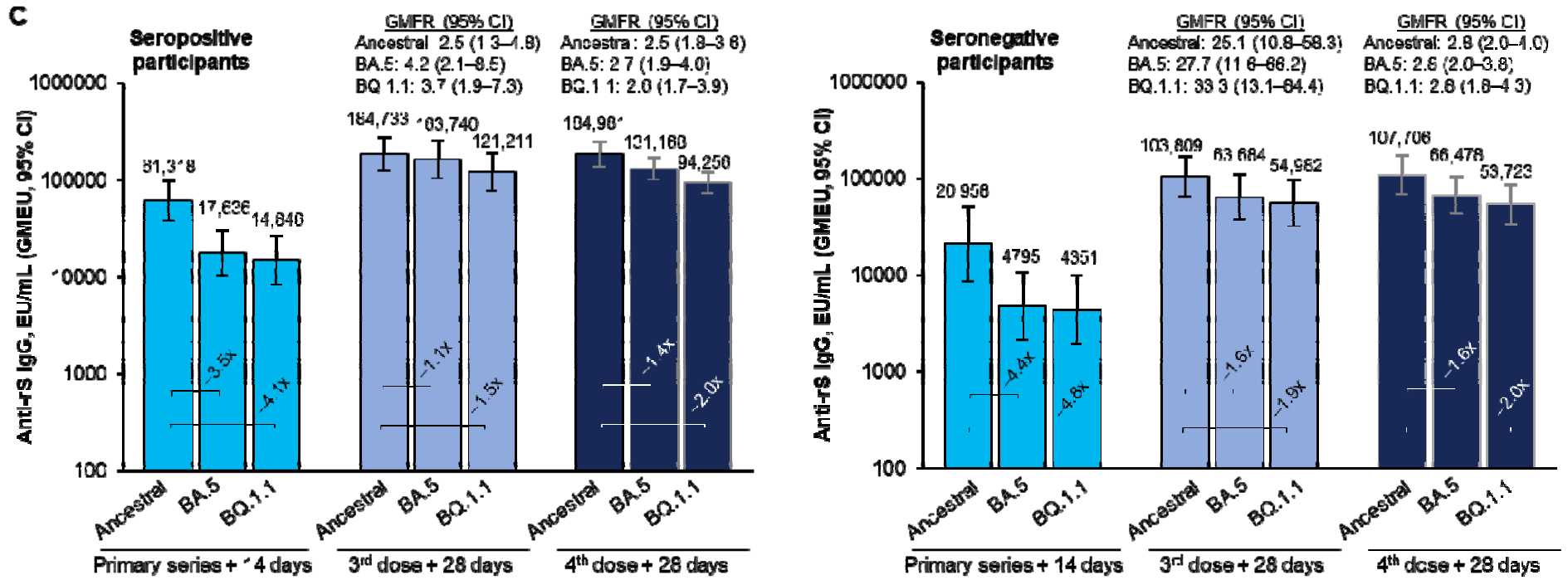


Figure 4. Proportion of participants with solicited (A) local and (B) systemic TEAEs within 7 days of each dose of NVX-CoV2373.

