

The Morges Strategy for Yaws Eradication: the First Largescale Total Community Treatment with Azithromycin Against Yaws in the Congo-Basin, using a Novel Model.

Earnest Njih Tabah^{1,2,3}, Alphonse Um Boock⁴, Chefor Alain Djam², Gilius Axel Aloumba⁵, Boua Bernard⁶, Nzoyem Colin Tsago¹, Irine Ngani Nformi^{1,3}, Loic Douanla Pagning¹, Elisaberth Baran-A-Bidias¹, Christian Elvis Kouayep-Watat^{1,3}, Smith Afanji⁴, Ebai George⁴, Marielle Patty Ngassa⁷, Bonaventure Savadogo⁷, Serges Tchatchouang⁸, Valerie Donkeng⁸, Yves Thierry Barogui⁹, Sara Eyangoh⁸, Kingsley Bampoe Asiedu¹⁰

Authors Affiliations

1. National Yaws, Leishmaniasis, Leprosy and Buruli ulcer Control Programme, Ministry of Public Health, Yaounde, Cameroon.
2. Department of Public Health, Faculty of Medicine and Pharmaceutical Sciences, University of Dschang, West Cameroon.
3. Research Initiative in Tropical and Community Health, Yaounde, Cameroon.
4. FAIRMED, Health for the Poorest, Bern, Switzerland.
5. National Neglected Tropical Diseases Control Programme, Ministry of Health, Brazzaville, Congo
6. National Neglected Tropical Diseases Control Programme, Ministry of Health and the Population, Bangui, Central African Republic
7. OCEAC, Yaounde, Cameroon
8. Centre Pasteur du Cameroun, Yaounde, Cameroon
9. WHO Regional Office for Africa, Brazzaville, Congo
10. Department of Control of Neglected Tropical Diseases, WHO, Geneva, Switzerland

Corresponding Author

Earnest Njih Tabah. Email. enjih2000@gmail.com. Tel (+237) 674056874

ORCID N^o <https://orcid.org/0000-0002-3796-2241>

28

29 **Abstract**

30 ***Context and Justification.***

31 Yaws is targeted for eradication by 2030. Total Community Treatment with azithromycin
32 (TCT), a major component of the eradication strategy, has witnessed only three pilots since
33 2012. We implemented the first large-scale TCT in the Congo-Basin of Central Africa using
34 a novel model.

35 ***Methodology.***

36 We implemented a novel 3-phase TCT model in 17 health districts of the Congo-Basin,
37 spanning 3 countries. Two rounds were implemented in Cameroon, and one round each in
38 Central African Republic (CAR) and the Republic of Congo; targeting 1,530,014 people
39 (144,934(9.5%) Pygmies and 1,304,410(90.5%) Bantus). TCT was followed by post-
40 campaign active surveillance, treatment of yaws cases and their contacts.

41 ***Results.***

42 All 17 health districts were confirmed for yaws endemicity. Overall, 1,456,691 (95.21%;
43 95%CI: 95.17%-95.24%) persons were treated in the first round of TCT, including
44 552,356/594411 (92.92%; 95%CI: 92.86%-92.99%) in Cameroon, 359,810/373,994 (96.21%;
45 95%CI: 96.15%-96.27%) in CAR, and 544,526/561,609 (96.96%; 95%CI: 96.91%-97.00%)
46 in Congo. For the second round implemented only in Cameroon, 615,503/642,947 (95.73%;
47 95%CI: 95.68%-95.78%) were treated. There was a 3-percentage-point increase in therapeutic
48 coverage between the first and second round (P-value<0.001), and from 89.2% to 93.1% (P-
49 value<0.001) among the Pygmies. The prevalence of active yaws decreased from 6.5% to
50 0.4% (P-value<0.001) overall; and from 6.31% to 0.23% (P-value<0.001, OR=28.67, 95%CI
51 (20.86-40.09) in Cameroon, from 2.4% to 0.8% (P-value=0.002, OR=3.19, 95% CI: 1.45-

52 8.00) in CAR, and from 10.8% to 3.7% (P-value<0.001, OR=3.18, 95%CI: 2.09 – 5.01) in
53 Congo.

54 ***Conclusion.***

55 A novel TCT model was successfully implemented at largescale in the Congo-Basin,
56 achieving above recommended threshold of therapeutic coverages. The prevalence of active
57 yaws dropped remarkably following the TCT, however complete interruption of yaws
58 transmission was not achieved. In recommending the novel model of TCT to endemic
59 countries, we suggest that at least three rounds, at six-monthly intervals, are implemented for
60 complete interruption of yaws transmission.

61 **Keywords:** Novel model, TCT, yaws, prevalence, Congo-Basin, CEMAC.

62 **Author summary**

63 Yaws, a skin-NTD that affects mainly children resurfaced among the Pygmies of the Congo-
64 Basin around 2007 after eradication in the late 1970s. Renewed efforts for eradication guided
65 by the Morges strategy are being promoted by the WHO. In this regard, we a novel model for
66 Total Community treatment (TCT) with azithromycin in 17 health districts of the Congo-
67 Basin spanning three countries including Cameroon, CAR and The Republic of Congo. This
68 was the largest scale so far, since the inception of the Morges strategy. Of a total population
69 of 1,530,014 targeted in the first round of TCT, 1,456,691(95.21%) persons were treated
70 including 552,356 in Cameroon, 359,810 in CAR, and 544,526 in Congo. For the second
71 implemented only in Cameroon, 615,503 (95.73%) out of 642,947 people targeted were
72 treated. Our novel model permitted the achievement of therapeutic coverages surpassing the
73 90% threshold recommended by the WHO. The TCT led to a remarkable reduction of the
74 prevalence of active yaws in the zone, but however, did not interrupt its transmission. In
75 recommending the novel model of TCT to yaws endemic countries, we think that at least

76 three rounds at six-monthly intervals are necessary for complete interruption of yaws
77 transmission.

78

79 **1. Introduction**

80 Yaws, one of the endemic treponematoses, is a Neglected Tropical Disease (NTD),
81 caused by *Treponema pallidum* subspecies *pertenue*(1). It affects persons of both genders and
82 all ages but predominantly children below 15 years of age(2), leading to primary and
83 secondary skin lesions that are highly contagious, and tertiary non-infectious but destructive
84 lesions of the cartilage and the bones(1–3). Transmission is by direct non-venereal human-to-
85 human contact, via exudate from infectious lesions and spread is facilitated by overcrowding
86 and poor personal and environmental hygienic conditions(3). Yaws exhibits clinical
87 polymorphism, with over seven clinical forms: papilloma, papule, nodule, ulcers, macular,
88 squamous-macular, plantar/palmar and osteo-periostitis(1,4), posing a challenge for clinical
89 diagnosis. A two stage serological rapid diagnostic testing for screening and confirmation of
90 yaws is widely recommended (4–7).

91 Yaws was a serious public health problem in the 1950s involving over 46 tropical
92 countries worldwide(1). A joint eradication effort led by WHO and the United Nations
93 Children’s Fund (UNICEF) through mass treatment campaigns with single-dose benzathine
94 penicillin injection, resulted in the treatment of over 300 million people between 1952 and
95 1964(8). At the end of these campaigns, the burden of yaws was reduced by 95% globally,
96 corresponding to an absolute reduction in prevalence from 50 million to 2,5million
97 cases(1,8,9).

98 After this achievement, yaws surveillance efforts were relented, leading to its
99 resurgence in the late 1970s in parts of west and central Africa, Asia and the pacific(10–14).

100 Following this resurgence, the 31st World Health Assembly adopted a new resolution:
101 WHA31.58, calling for renewed efforts by endemic countries, especially those with
102 resurgence, to develop integrated control programmes for yaws eradication, with emphasis on
103 surveillance(15). However, this resolution was not well implemented in many affected
104 countries due to lack of political will, funding issues, competing health priorities, and weak
105 health systems(16). Consequently, by 2012, as many as twelve previously endemic countries
106 including Cameroon, CAR, and The Republic of Congo, were actively reporting yaws(8,17).

107 Meanwhile, there were also very important developments that brought about new hope
108 and momentum for a renewed yaws eradication effort:

- 109 – A successful clinical trial in the Papua New Guinea in 2012 proved azithromycin oral
110 tablets to be as efficacious as benzathine penicillin in the treatment of yaws(18).
- 111 – India, the second most populated country in the world was certified yaws-free by WHO
112 in 2016 (8,19).
- 113 – New point-of-care tests for yaws screening and confirmation as well as PCR
114 technology for monitoring of yaws resistance were now available(4).
- 115 – Yaws was targeted for eradication by 2020 in the first WHO NTDs Roadmap for the
116 period 2012-2020(20).
- 117 – The International Task Force for Disease eradication, after critically examining these
118 developments, and the feasibility, lent its support to the renewed yaws eradication
119 momentum(8,21).

120 To operationalize the yaws eradication efforts, a WHO expert consultative meeting
121 held in Morges, Switzerland in 2012 and developed a strategy for yaws eradication, code
122 named “The Morges Strategy”(22–24). The eradication strategy was subsequently
123 accompanied by a guideline for programme managers(25). Box 1. Shows the four components

Box 1. Components of the yaws eradication strategy:

Total community treatment (TCT): Entire endemic community receives treatment initially, irrespective of the number of active clinical cases or the prevalence of yaws disease. Two or three rounds of TCT at 6monthly intervals, and achieving a population coverage of > 90%, is essential to interrupt transmission or significantly reduce prevalence of cases.

Total targeted treatment (TTT): All new yaws cases and their contacts (household, frequent family friends, schoolmates and playmates) are treated after the initial or in-between rounds of TCT campaigns.

Health system approach: Resurveys for case-finding, treatment and surveillance are continued by health system personnel. The health system would be responsible for:

- (i) confirming and treating suspected as well as missed cases including their contacts, and
- (ii) (ii) sustaining public awareness and interest through health promotion, case-finding, and treatment activities.

Essential supportive measures: The central and district yaws eradication teams should provide technical and logistic support to health facilities throughout the yaws eradication process.

124 of the yaws eradication strategy(22,25).

125 After the publication of the Morges strategy, pilot implementation were carried out in
126 the Lihir Island, Papua New Guinea where 13,490(83.8%) of 16,092 population(26) and in the
127 Abamkron sub-district in Ghana where 14,548 (89%) of 16,287 population(27) were treated
128 with single dose azithromycin respectively. These pilots were limited in scope.

129 In this paper, we report the implementation and outcomes of the first large-scale total
130 community treatment with azithromycin (TCT) against yaws, in 17 health districts of the
131 Congo Basin, spanning three countries of the CEMAC subregion and covering a total
132 population of 1,530,014, between 2020 to 2023, using a novel model.

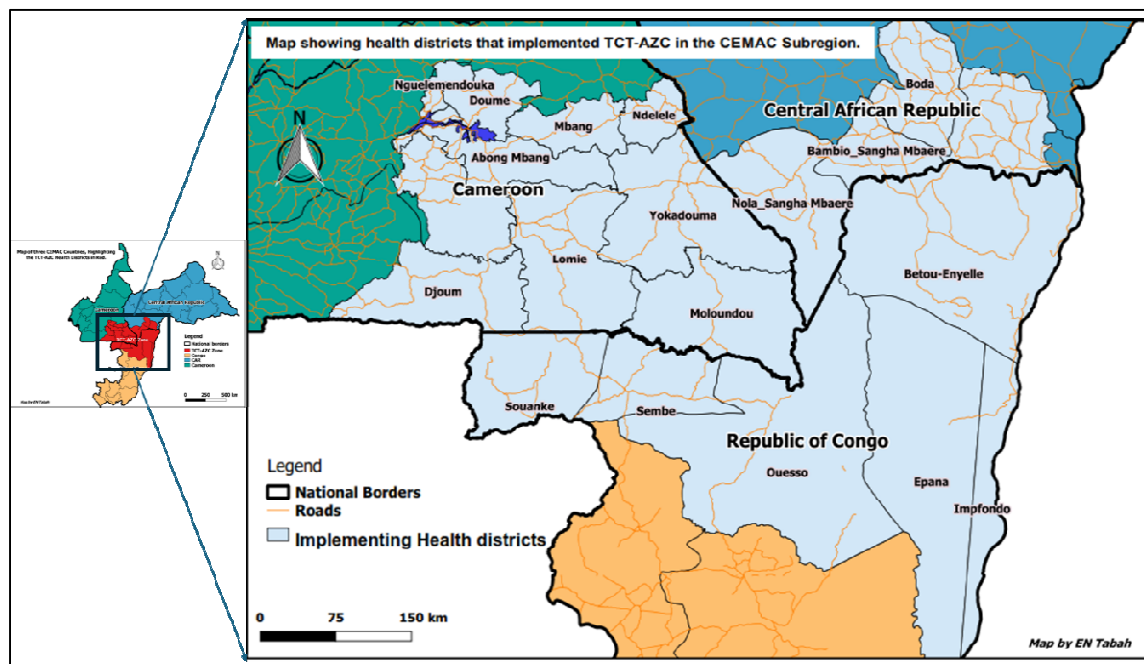
133

134 **Methods**

135 **1.1. Site, Setting and Population**

136 We conducted an intervention to demonstrate the feasibility of TCT at a large scale in 17
137 health districts located in the Congo-Basin, spanning three countries of the CEMAC
138 subregion namely Cameroon, The Central African Republic (CAR) and The Republic of
139 Congo. These included ten districts in Cameroon: namely Abong Mbang, Doumé, Lomie,
140 Mbang, Nguemendouka, Messamena, Moloundou, Ndélélé, Yokadouma in the east region,
141 and Djoum in the south region; four health districts in the Republic of Congo namely Ouesso,
142 Sembe-Souanke in Sangha department and Impfondo and Dongou-Enyelle in Likouala
143 department; and three health districts in CAR including Mbaiki, Boda and Sangha-Mbaere
144 (Fig. 1).

145 The zone is covered by a dense tropical rainforest and have many swamps and rivers
146 which are loaded with a rich and diversified wildlife(28,29). The climate is warm and humid
147 with temperatures ranging from 22°C-30°C. It has two seasons: the rainy season that runs
148 from March-November, and the dry season from December-February. The average annual
149 rainfall ranges from 1500mm to 1800mm but can go to a maximum over 10,000mm in the
150 heart of the rainy season(30). The zone is enclave and most of the villages and pygmy camps
151 are accessed only through foot paths. The roads when they exist, are passable only in the dry
152 season. This is compounded in some places by large rivers and streams without bridges. The
153 area is also poorly covered by portable water as well as telephone and electricity networks.



154

155 Fig 1: Map highlighting the 17 health districts of the Congo Basin spanning three countries (Cameroon, CAR, and Congo.),
156 that implemented the TCT. The Congo-Basin is home to the indigenous Pygmy population.
157

158

159 The zone was inhabited by 1,530,014 people in the mid of 2022 (31–33) with Cameroon
160 accounting for 594,411(38.85%), the Central African Republic 561,609 (36.71%) and the
161 Republic of Congo 373,994 (24.44%) respectively. The population consists of about
162 1,304,410 (90.53%) Bantus and 144,934 (9.47%) indigenous Pygmies (see Table 1). The
163 whole of this population was targeted for the TCT, with a particular emphasis on the
164 indigenous Pygmy, populations who are most vulnerable to yaws.

164

165

166

167

168

169

170 Table 1. Distribution of population of the targeted health districts by race and by age.

Health District / Country	Total pop. Targeted	Distribution by race		Distribution by age		
		Baka pop.	Bantu pop.	0-59 months	6-15 yrs	16+yrs
Cameroon						
Abong-Mbang	86,089	5,405	80,684	12,827	23,244	50,018
Doume	53,094	1,990	51,104	7,911	14,335	30,848
Lomie	37,668	12,754	24,914	5,613	10,170	21,885
Mbang	34,274	5,336	28,938	5,107	9,254	19,913
Messamena	30,023	2,924	27,099	4,473	8,106	17,443
Moloundou	48,077	6,056	42,021	7,163	12,981	27,933
Ndelele	101,680	2,677	99,003	15,150	27,454	59,076
Nguelemendouka	39,186	-	39,186	5,839	10,580	22,767
Yokadouma	118,598	15,762	102,836	17,671	32,021	68,905
Djoum	45,722	4,810	40,912	6,813	12,345	26,564
Total Cameroon	594,411	57,714	536,697	88,567	160,491	345,353
Republic of Congo						
Impfondo	130,625	13,063	117,563	19,463	35,269	75,893
Enyelle Betou	109,643	10,964	98,679	16,337	29,604	63,703
Ouessou	96,525	9,653	86,873	14,382	26,062	56,081
Sembe	37,201	3,720	33,481	5,543	10,044	21,614
Total Congo	373,994	37,399	336,595	55,725	100,978	217,291
Central African Republic (CAR)						
Boda	122,516	12,252	110,264	18,255	33,079	71,182
Mbaiki	289,117	20,845	187,602	31,059	56,281	121,108
Sangha Mbaere	149,976	14,998	134,978	22,346	40,494	87,136
Total CAR	561,609	48,094	432,845	71,660	129,854	279,426
Grand Total	1,530,014	144,934	1,304,410	215,952	391,323	842,069

171

172 The Pygmies are indigens of the Congo-Basin rainforest where they have lived for
 173 millions of years(29,34–36). Their mode of life as well as their low population density, render
 174 them very vulnerable. Their lifestyle is organized around the forest and its resources, where
 175 they live in a semi-nomadic mode, and depend on it for hunting and gathering of non-timber
 176 resources for their basic needs(35–37). The Pygmies live in small groups within which

177 members of a whole family all live in a small hut constructed from leaves and sticks(34). The
178 overcrowding, promiscuity, and little or no attention to personal hygiene in these groups
179 favour the transmission of diseases(13,38) and have been attributed to the re-emergence of
180 yaws(39). However, limited access to conventional health care, and probable indigenous
181 knowledge has led to the development of a reputable indigenous health care system,
182 predominantly based on medicinal plants(38)

183 **1.2. Confirmation of endemicity status of the targeted health districts**

184 Prior to the implementation of the Morges Strategy for yaws eradication, the World
185 Health Organisation (WHO) requires that yaws endemicity status of the implementation units
186 (health districts in this case) is confirmed. 0

187 In Cameroon, verification of yaws endemicity status in the ten targeted health districts
188 was conducted in three phases: The investigation and riposte of an epidemic outbreak that
189 occurred in Lomie health district in May 2017 offered the first opportunity. This outbreak was
190 the fourth in the Lomie health district following the ones in 2007, 2008 and 2010(40),
191 respectively. These outbreaks each time sparked off in a Baka pygmy camp before spreading
192 to the rest of the Baka camps and Bantu settlements. During the investigation of this fourth
193 outbreak in May 2017, 471(25%) clinical cases of yaws were detected among 1885 persons
194 examined, and 154 (8.17%) of them were serological confirmed with the DPP syphilis screen
195 and confirm kit(41) (Table 1). A second survey was organized in September 2017, in four
196 health districts sharing borders with the Lomie health district, including Abong-Mbang,
197 Djoum, Moloundou and Yokadouma, which also harbour the Baka pygmy population. Each
198 of these four districts were serologically confirmed yaws endemic with prevalence varying
199 from 0.92% in Djoum to 7.32% in Moloundou. The third survey was conducted in March
200 2020 in the four health districts including Mbang, Ndelele, Doume, Nguelemenendouka and

201 Messamena completed the queue. The prevalence of active yaws was found to range from
 202 2.65% in Nguemendouka to 12.7% in Mbang health districts (Table 2).

203 In the Republic of Congo, yaws endemicity survey was conducted in February 2021 in
 204 four health districts namely: Ouessou, Sembe-Souanke, Impfondo and Enyelle-Betou, where
 205 active yaws prevalence was found to range from 7.7% in Sembe-Souanke to 21.6% in
 206 Enzelle-Betou (Table 2).

207 The yaws endemicity survey was conducted in three health districts (Mbaiki, Boda and
 208 Sangha-Mbaere) of the Republic of Central Africa in March 2021, where the prevalence of
 209 active yaws ranged from 4.83% in Mbaiki to 9.59% in Sangha-Mbaere (Table 2).

210 *Table 2: Prevalence of yaws in the surveyed health districts before TCT*

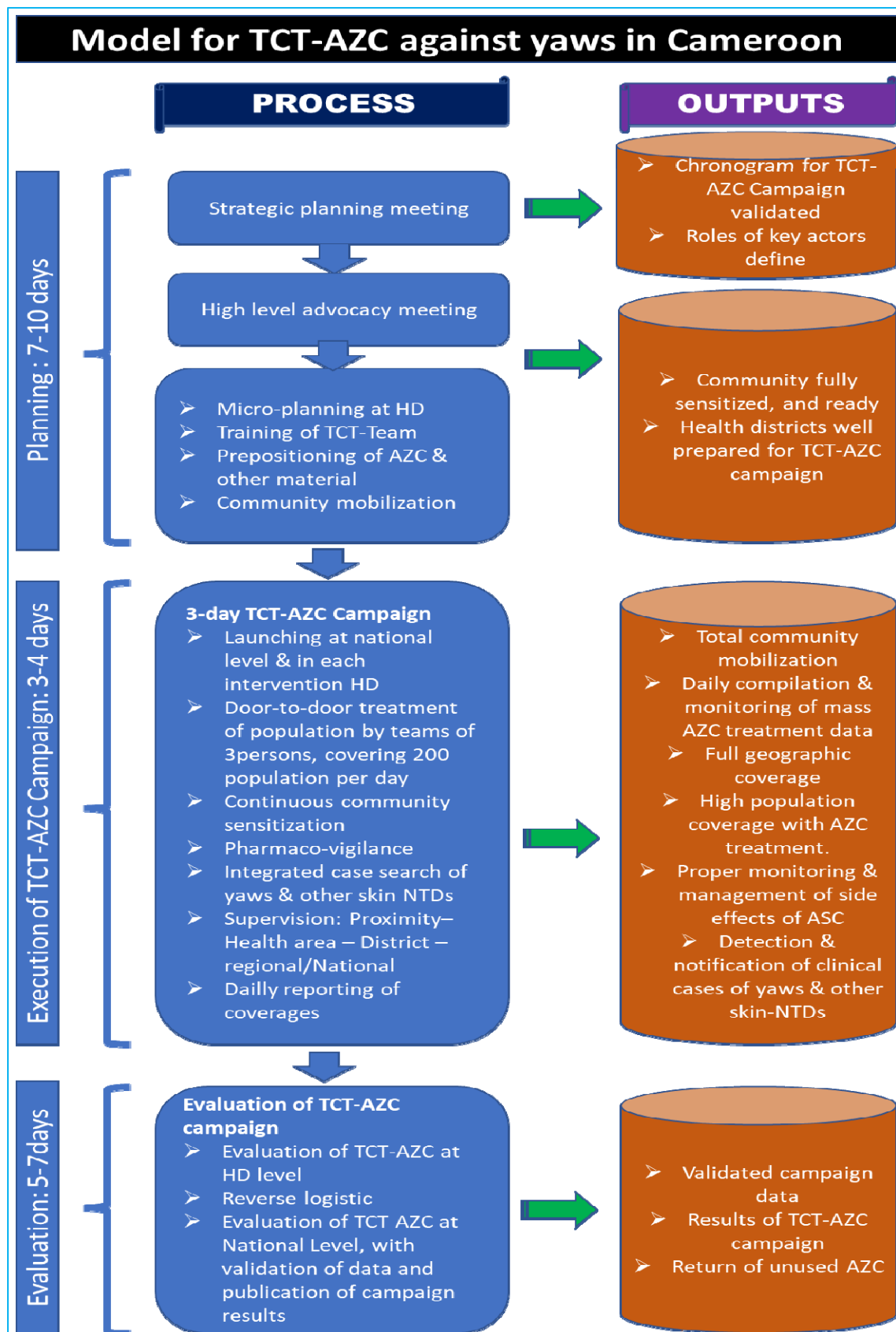
Event	Health District	N° of persons Examined	Clinical yaws		DPP confirmed (active yaws)	
			n	%	n'	%
Cameroon	Total	3,584	1,072	30%	226	6.31%
Investigation of out-break of May 2017	Lomie	1,885	471	25%	154	8.17%
	Moloundou	287	116	40%	21	7.32%
Survey of August 2017	Yokadouma	864	266	31%	30	3.47%
	Abong_Mbang	92	91	99%	2	2.17%
	Djoum	109	7	6%	1	0.92%
Survey of March 2020	Mbang	63	22	35%	8	12.70%
	Ndelélé	45	19	42%	3	6.67%
	Doumé	54	26	48%	2	3.70%
	Nguemendouka	113	37	33%	3	2.65%
	Messamena	72	17	24%	2	2.78%
Republic of Congo	Total	1,627	987	60,66%	176	17,83%
Survey of February 2021	Ouessou	417	189	45,32%	32	16.9%
	Sembe - Souanke	392	207	52,80%	16	7,7%
	Impfondo	316	213	67,40%	46	21,15%
	Enyelle – Betou	502	378	75,29%	82	21,6%
Central African Republic (CAR)	Total	1,469	477	32,47	35	7,33%
Survey of March 2021	Boda	302	72	23,84%	6	8,33%
	Mbaïki	665	207	31,13%	10	4,83%
	Sangha Mbaeré	502	198	39,44%	19	9,59%

211 **1.3. Development of a novel TCT campaign model**

212 For reasons of paucity in experiences on TCT against yaws and the need to build a
213 model adapted to the Congo Basin context, experiences from other national programs versed
214 with MDAs and other community-based interventions were sought. The national
215 onchocerciasis program (PNLO) experienced with ivermectin MDA, the EPI program
216 experienced with national immunisation days, and the malaria program experienced with
217 community distribution of mosquito nets, were brought together to share their experiences
218 with the National Yaws, Leishmaniasis, Leprosy and Buruli ulcer Control Programme in
219 Cameroon.

220 The various experiences were capitalized and served as a basis for the development of
221 the model for the TCT against yaws in the Congo Basin. Briefly, the model developed to be
222 fully implemented within a period of 15 to 21 days, included three main phases namely
223 planning, execution and evaluation of the TCT campaign. Fig. 2 show details of the process
224 activities and their key outcomes of the model that was developed. This model was
225 successfully implemented in two rounds of TCT in Cameroon and one round each in the
226 Congo and in RCA.

227



228
229
230

Fig.2. Novel Model for TCT against yaws developed and implemented in Cameroon, CAR and Congo. (TCT=Total Community Treatment, AZC= Azithromycin, HD= Health District)

231

232 **1.4. The Planning phase.**

233 The planning phase included: a strategic planning meeting, high-level advocacy, and
 234 health district level micro-planning.

235 **1.4.1. The strategic planning meeting.**

236 The strategic planning meeting presided over by the National Programme Manager in
 237 charge of skin NTDs, brought together national level stakeholders from the national
 238 programme; the Regional Delegation of Public Health and the District Health Management
 239 Teams (DHMTs) from the targeted health districts; the WHO country office; and Support
 240 Partners. During this strategic planning meeting, the various actors involved in execution of
 241 the TCT campaign were identified and their roles precisely defined (see box 2).

242 **Box 2. Key actors of TCT Campaign and their roles**

Actor	Roles	
TCT Treatment team	Social Mobilizer	<ul style="list-style-type: none"> - Starts activity 2 days before the mass treatment campaign period and for the 3-days campaign period alongside the other two members of the team. - Sensitize the population of his community on yaws and the upcoming mass treatment campaign against the disease. - Carries out a headcount of household members and pre-marking of houses in his community. - Detects and notifies suspected cases of yaws and other skin NTDs in his community as he does headcounts.
	Azithromycin distributor	<ul style="list-style-type: none"> - Starts activity on the first day of the mass treatment campaign period and continues for the 3-days campaign period alongside the other two members of the team. - Collects the daily quantity of AZC tablets required from the Health Area Chief - Move door-to-door/ schools in his community and administer AZC to persons as from 6 months of age and above. - Treats at least 200 persons per day. - Notes and reports cases of refusals. - Detects and notifies suspected cases of yaws and other skin NTDs in his community. - Detects and notify cases of AZC side effects to proximity supervisor. - Together with the registrar, makes an inventory of azithromycin used/lost or destroyed/ remaining at the end of each day. - Returns remaining tablets of AZC to the Health Area Chief at the end of each day.
	Registrar	<ul style="list-style-type: none"> - Starts activity on the first day of the mass treatment campaign period and continues for the 3-days campaign period alongside the other two members of the team. - Move door-to-door/school alongside the distributor and tallies all persons

Proximity supervisor		<ul style="list-style-type: none"> - treated with AZC. - Fills case-notification form of clinical cases of yaws and other skin-NTDs detected during period. - Fills the pharmaco-vigilance form for any case of side effects and notify to the proximity supervisor. - Together with the distributor, makes a daily synthesis of persons treated with AZC; cases of refusal; clinical cases of yaws and other skin-NTDs detected. - Together with the distributor, transmit the daily summary data to the proximity supervisor latest 17h00 each day of the campaign. <ul style="list-style-type: none"> - Answerable to the Health Area Chief who doubles as the Health Area Supervisor for the TCT Campaign in his/her area. - Responsible for supervision and follow-up of 3-5 TCT Treatment teams. - Reinforces sensitisation in his catchment area. - Detect stockouts of AZC and make refills. - Manages cases of refusals. - Manages minor cases of side effects and refers moderate-to severe case to the integrated health centre or district hospital. - Cross-check the tally sheets, the pharmaco-vigilance form and the skin-NTD case-notification form for completeness and correctness. - Verifies concordance between number of AZC tablets used and the number of persons treated by each team. - Make daily syntheses of treatment data for all the teams under his supervision and transmit to the Chief of health area latest 17h30 each day of the campaign. - Assist the Health Area Chief in the compilation of daily treatment data and in producing the daily synthesis for all the teams in the health area.
Health Area Chief / Health area supervisor		<ul style="list-style-type: none"> - Ensures the coordination of TCT campaign activities in his/her health area. - Sensitizes community leaders and community members on the TCT Campaign in his/her area, while seeking their full support - Designates and assigns TCT treatment teams. - Defines itineraries for each TCT treatment team. - Supply each TCT treatment team with azithromycin tablets, material, and tools. - Coordinates proximity supervisors on the field. - Manages cases of refusals - Manages cases of minor to moderate side-effects and refer severe cases to the district hospital. - Verifies concordance between number of AZC tablets used and the number of persons treated by each team. - With the assistance of proximity supervisors, produces daily syntheses of treatment data for all the teams in his/her health area. - Transmit the daily report of the health area to the health district latest 18h30 each day of the campaign. - Makes an inventory of azithromycin used/lost or destroyed/ remaining at the end of each day. - Returns remaining tablets of AZC to the Health district at the end of each TCT Campaign - Ensures payment of actors of the TCT Campaign in his/her health area - Produces a technical and financial report of the TCT Campaign in his/her health area. - Transmit financial justification documents to the health district.
District supervisor to health area		<ul style="list-style-type: none"> - Ensure effectiveness of the TCT Campaign in the health area of assignment - Assists the Health Area Chief in the implementation of the TCT Campaign - Coordinates compilation and synthesis of daily TCT Campaign data. - Transmit the daily report of the health area to the health district latest 18h30 each day of the campaign.
Health district supervision team	District Medical Officer (DMO)	<ul style="list-style-type: none"> - Participates in the national planning and evaluation meetings of the TCT campaign. - Ensures the organization and coordination of TCT campaign activities in

		<p>his/her health district.</p> <ul style="list-style-type: none"> - Conduct advocacy with, local administrative, religious, and political leaders as well as other influential stake holders of the health district. - Ensures community sensitization and mobilisation towards the TCT campaign. - Organizes the management of rumours, resistance, and refusals. - Ensure financial management of the TCT campaign. - Prepares and transmit the technical and financial report of the TCT campaign for his/her health district. - Ensures stock management of azithromycin and other supplies for the TCT campaign in his/her health district. - Together with the regional supervisor assigned the district, co-presides daily debriefing meetings.
	Chief of Bureau for Health (CBH)	<ul style="list-style-type: none"> - Assists the DMO in the coordination of TCT campaign activities. - Participates in advocacy, community sensitization and mobilization towards TCT campaign. - Participates in the management of rumours, resistances, and refusals. - Ensures daily management of TCT campaign data, and transmission of daily syntheses to the regional and national coordination units latest 20h00 each day of the campaign period. - Assists the DMO in the preparation of the technical and financial report of the TCT campaign. - Ensures reception of the district stocks of azithromycin, redistribution to the health areas for the TCT campaign, and recollection of leftovers after the campaign.
	District Communication Focal Person	<ul style="list-style-type: none"> - Coordinates under the supervision of the DMO, community sensitization and mobilization activities towards the TCT campaign. - Supervises the social mobilizers in the pre-marking and household census. - Participates in the management of rumours, resistances, and refusals. - Produces a report of community sensitization and mobilization at the end of the TCT campaign.
	District data manager	<ul style="list-style-type: none"> - Ensures collection of daily reports from the health areas - Verifies timeliness and completeness of the reports from the health area. - Interacts with the health area chiefs to ensure quality of the data received from them. - Assists the Chief of Bureau for Health in the analyses and synthesis of the campaign data
National / Regional Supervisors		<ul style="list-style-type: none"> - Verifies the effectiveness and supervises the activities of TCT campaign in the health districts assigned. - Supports the DMO in some technical tasks related to the TCT campaign. - Supports the DMO in the management of rumours, resistances, and refusals. - Provide solutions and give orientations to resolve challenges on the field. - Ensures rapid supply of azithromycin to health areas reporting shortages. - Ensure quality of the TCT campaign data and reports produced at the level of the health district. - Collects and verify financial justification documents of the campaign from the DMO and transmit them to the national coordination unit. - Produce a detailed supervision report.
Coordination		<ul style="list-style-type: none"> - Ensure strategic planning, organization, coordination, and supervision of the TCT campaign in all the districts involved. - Ensure high level advocacy towards the campaign. - Ensure effectiveness of the campaign in all health districts involved. - Provide necessary logistics support for successful implementation of the TCT campaign in all

	the health districts involved.
	-

243

244 Equally, the various tools required for the TCT campaign were adopted; the 3–4-day
 245 period for the campaign was fixed; the chronogram of activities for the campaign validated;
 246 the allocation of the number of teams, the required quantities of AZC 500mg tablets and other
 247 materials for each targeted health district was validated. Table 3 show a detail list of the tools
 248 developed and used for the TCT campaign in the Congo Basin of the CEMAC sub-region.

249 **Table 3: List of tools developed/adapted for TCT campaign in the Congo Basin.**

N°	Tools	Tool Usage	Tool Holder
1.	Chronogram of TCT Campaign activities	Indicates dates, periods, and venues of various campaign activities	All TCT campaign actors
2.	Teams, AZC tablets and material allocation sheet	Indicates number of teams, AZC tablets and material allocated to each targeted district	Health District Management Teams, Supervisors and Coordination teams
3.	Tally sheets	Score of people treated in the community during mass distribution of azithromycin	Mass AZC treatment teams
4.	Azithromycin side effects monitoring forms	Recording of azithromycin side effects during mass distribution	Mass AZC treatment teams
5.	Integrated skin-NTD case reporting form	Recording and notification of cases of skin NTDs detected	Mass AZC treatment teams, proximity supervisors
6.	Review form	Registration of households to be revisited during mass distribution	Mass AZC treatment teams
7.	Daily report form	Synthesis of daily treatment data for teams	Proximity supervisor
8.	Daily summary form of the health area	Summary of daily mass distribution data for azithromycin	Health Area Supervisor
9.	Daily summary form of the health district	Summary of daily mass distribution data for azithromycin	Health district Supervisor
10.	Actors job description guide	Defines the role played by each actor in the implementation of TCT Campaign	All the actors

250

251 The number of TCT-teams required for each health district was determined based on its
 252 population, such that a team was expected to treat 150 to 200 persons per day, and about 600
 253 persons for the 3–4-day campaign period. The allocation of AZC 500mg tablets to health

254 districts was estimated based on the population at a rate of 3 tablets per person on the
255 average(25) (Table 4).

256 The shipment of azithromycin and other material to the various TCT implementing
257 health districts in Cameroon was done in collaboration with the Regional Fund for Health
258 Promotion (RFHP), a regional structure responsible for procurement and supply chain
259 management of essential drugs to the health facilities in their respective region. In the RCA
260 and The Republic of Congo, this was carried out directly by the respective national yaws
261 control programmes.

Table 4. Allocation of Azithromycin 500 mg tablets and teams by health district for the 1st round of TCT

Health District	Total pop. Targeted	N° of AZC 500mg tablets allocated	TCT Campaign Teams					
			Number of TCT Teams	N° of persons in the TCT Team	N° of proximity supervisors	N° of Health Area supervisors	N° of district supervisors to Health Area	N° of Regional / National supervisors
Cameroon								
Abong-Mbang	86,089	258,267	143	430	29	12	12	2
Doume	53,094	159,282	88	265	18	12	12	2
Lomie	37,668	113,004	63	188	13	8	8	2
Mbang	34,274	102,822	57	171	11	9	9	2
Messamena	30,023	90,069	50	150	10	10	10	2
Moloundou	48,077	144,231	80	240	16	8	8	2
Ndelele	101,680	305,040	169	508	34	10	10	2
Nguelemendouka	39,186	117,558	65	196	13	8	8	2
Yokadouma	118,598	355,794	198	593	40	13	13	2
Djougou	45,722	137,166	76	229	15	8	8	2
Total Cameroon	594,411	1,783,233	991	2,972	198	98	98	20
Republic of Congo								
Impfondo	130,625	391,875	218	653	34	7	5	5
Enyelle Betou	109,643	328,929	183	548	37	4	4	2
Ouessou	96,525	289,575	161	483	31	7	7	5
Sembe	37,201	111,603	62	186	12	3	8	2
Total Congo	373,994	1,121,982	623	1,870	114	21	24	14
Republic of Central Africa								
Boda	122,516	367,548	204	613	51	12	4	12
Mbaiki	208,447	625,341	347	1,042	87	21	21	4
Sangha-Mbaere	149,976	449,928	250	750	62	16	8	8
Total RCA	480,939	1,442,817	802	2,405	200	49	33	24
Grand Total	1,449,344	4,348,032	2,416	7,247	513	168	155	58

264 **1.4.2. High level advocacy**

265 The second key activity of the planning phase was high level advocacy. This was
266 conducted by a team comprising National Programme Manager, and Representatives of
267 National support partners. The advocacy was targeted to the hierarchy of the Ministry of
268 Public Health, and the administrative authorities (Governor & Prefects) of the regions and
269 administrative divisions concerned by the TCT campaign. These advocacy meetings were
270 used to explained to these authorities the stakes of the campaign, and to seek their full
271 involvement in terms of administrative facilitation, community mobilisation and security
272 guarantees necessary for a successful implementation of the campaign.

273 **1.4.3. Health district-level preparations**

274 The third aspect of the planning phase were health district-level preparations,
275 development of locally adapted sensitisation material, and community mobilization. District
276 level preparations included: micro-planning, training of local supervisors and TCT campaign
277 teams, reception and prepositioning of azithromycin and materials at the health area (sub-
278 district) and community levels in readiness for the TCT campaign.

279 **i. Community sensitisation and mobilization**

280 Radio slots and jingles were developed in both the French and local languages spoken
281 in each of the seventeen health districts involved in the TCT campaign (links to slots &
282 jingles). These slots and jingles were broadcasted in all community radios located in the
283 targeted health districts several times daily, and beginning at least one week to the launching
284 of the campaign and throughout the 3-4-days period of the campaign. In some districts, call-in
285 interactive radio programmes were held by the DHMTs, where they responded directly to
286 questions from the community members regarding the TCT campaign. In addition to radio

287 sensitization, messages from the district DHMTs were also read in churches and mosques
288 calling on the population to massively turn out for the campaign.

289 **ii. Pre-marking of households**

290 Another community sensitisation and mobilisation strategy were the deployment of
291 community mobilizers, who moved in the community from door-to-door passing on
292 information on the campaign. During the door-to-door sensitisation, the mobilizers also
293 carried out pre-marking of all the households in their respective communities. The pre-
294 marking consisted in identifying to total number of persons living in each household and
295 marking this number of the doorpost of the household. This number served as the
296 denominator for the number of persons treated by the treatment teams when they reached the
297 household during the actual TCT campaign period.

298 **1.5. Execution of the 3-4-day TCT Campaign.**

299 **1.5.1. Official launching of the TCT Campaign.**

300 Each round of the TCT Campaign witnessed an official launching, by a high-level
301 government official, in one of the health districts involved, in each of the three countries. The
302 launching ceremonies were also carried out simultaneously in the remaining health districts
303 by local administrative authorities. The ceremonies underscored the importance national
304 governments attached to this health intervention as well as reinforced mobilisation of the
305 population towards the campaign.

306 **1.5.2. Door-to-door treatment of the population**

307 A 3-4-days of intensive treatment of the population with a single dose of azithromycin,
308 immediately followed the official launching ceremonies of the TCT campaigns. Treatment
309 teams of three persons each moved from door-to-door, in pigmy camps, quarters and villages
310 according to pre-determined itineraries. In each household, the team mobilized the members

311 following the data from pre-marking, treated each person present and who was 6 months or
312 older with a single dose of azithromycin, coloured the left fifth finger of each treated person
313 with an indelible marker, and indicated on the doorpost the number of persons treated. The
314 number of persons treated was also tallied on the sheet designed for the purpose according to
315 age and sex. The treatment team also identified and noted members of the household
316 presenting with suspected lesions of skin NTDs including yaws, leprosy, Buruli ulcer. Any
317 such persons were notified the supervisors who did clinical examination and conducted
318 serological tests on the spot and/or collected samples when necessary.

319 **1.5.3. Supervision of the TCT Campaign**

320 Four levels of supervision were organized for the TCT Campaign. Firstly, there were
321 proximity supervisors who oversaw three to five treatment teams each. They worked under
322 the supervision of the health area (sub-district) nurse, who played the role of the health area
323 supervisor. The health area supervisor, who was assisted by a district supervisor assigned
324 from the health district office worked under the direct supervision of District Medical Officer.
325 The District Medical Officer was the main organizer of the TCT campaign in his/her health
326 district. He was supervised by the regional and/or national level supervisor. Each of these
327 levels of supervision had clearly defined job descriptions (Box 2). The aim of the supervision
328 was to ensure that every activity of the campaign as well as data collection and reporting were
329 carried out correctly as planned.

330 **1.5.4. Pharmacovigilance**

331 The likelihood participants developing minor adverse events (AE) following
332 azithromycin ingestion was low, and that of severe AE was very rare(26,42).
333 Pharmacovigilance was however implemented during all of the campaigns to monitor for
334 adverse events of the azithromycin being administered and to manage cases developing

335 adverse effects during the campaign according the national pharmacovigilance guidelines(43).
336 Prior to the TCT campaign, the treatment teams and the supervisors were trained on the
337 identification and management procedures of minor, moderate and severe adverse events of
338 azithromycin. They were then provided with pharmacovigilance forms for reporting on the
339 adverse events. Cases with adverse events were managed.

340 **Data production, collection, and management**

341 During the TCT, data was produced on community treatment, azithromycin stock
342 management, pharmacovigilance and detection of skin NTDs. The treatment teams used tally-
343 sheets to record treatment data including number of persons treated per community by age
344 and sex, the number of azithromycin tablets used, lost, and returned. They also used other
345 specific forms to record suspected cases of skin NTDs, and adverse effects of azithromycin.

346 At the end of each day the proximity supervisors together with the teams under their
347 supervision, made a synthesis of the treatment data from the tally-sheets using a daily report
348 form, as well as synthesis of cases of skin-NTDs detected, synthesis of cases of adverse drug
349 effects, and transmitted to the health area supervisor.

350 The health area supervisor assisted by the district supervisor to the health area, in turn,
351 compiled and synthesized the reports from the teams through the proximity-supervisor, using
352 the daily summary form of the health area, and transmitted to the district health management
353 team at the end of each campaign day. At the level of the health district, the daily data from
354 the health areas were compiled and synthesized using templates designed on Microsoft Excel
355 spreadsheets. Feedback on the data were made by the district team to the health areas,
356 requesting for clarification and corrections when necessary. The daily data from the district
357 was then transmitted to national coordination team by email or other media platforms.

358 The data manager at the national coordination team compiled and synthesized data from
359 all the health districts daily. These data were used to monitor the daily coverages by health
360 district. Immediate feedback and orientations were given to the districts by the national
361 coordination team, so that corrective measures were implemented for improvement of
362 coverages and handling of major issues that could influence the TCT negatively.

363 **1.6. Evaluation of the TCT Campaign**

364 Evaluation of each round of the TCT was done at the health district and at the national
365 levels.

366 **1.6.1. Evaluation of the TCT campaign at the health district.**

367 The evaluation of the campaign at the health district level was carried out within three
368 days after the end of the 3-4-day TCT campaign period. The evaluation meeting presided at
369 by the District Medical Officer, that brought together, the health area supervisors, the district
370 supervisors, and the health district management team. The aim was to finalize the compilation
371 and verification the campaign data from all the health areas, cross-check the coherence
372 between number of persons treated and the amount of azithromycin tablets used, confirm the
373 quantities of AZC tablets returned, before validating the data. Secondly, it was to assess the
374 performance of each health area especially in terms of geographic and therapeutic coverages
375 and deliberate on the challenges encountered and the possible solutions to them. The health
376 district level evaluation was sanctioned by a final report of the campaign that was transmitted
377 to the national coordination.

378 **1.6.2. The national level evaluation of the TCT campaign.**

379 The evaluation of each round of TCT at the national level was conducted within one week
380 of the end the campaign. Presided over by the National Programme Manager, the evaluation,
381 brought together national level stakeholders from the national programme, the WHO country

382 office and support partners, the Regional Delegation of Public Health and the District Health
383 Management Teams of the implementing health districts. In these evaluation meetings data
384 and reports related to the TCT campaign were scrutinized, and then validated district by
385 district. The validated data were then synthesized to produce the national level data, that was
386 then published as the final campaign results. Challenges from the field were discussed and
387 recommendations formulated for improvements.

388 1.7. Ethical considerations.

389 All participants or their parents or guardians gave verbal informed consent before there
390 were screened and treated with oral azithromycin. In addition, written informed consent was
391 obtained from persons presenting with yaws-like skin lesions or from their parents or
392 guardians for children who had lesions before finger-pricks blood sample was collected for
393 on-the-spot serology testing and/or swabs were collected for PCR analyses at the national
394 reference laboratory. The intervention was approved by the Cameroon National Ethics
395 Committee for Research in Human Health (Ref. N° 2020/12/1327/CE/CNERSH/SP), and the
396 Ethics Committee for Research in Health Sciences of the Republic of Congo (N°
397 0060/MESRSIT/IRSSA-CERSSA). Administrative authorisations were also obtained from
398 the ministries of health in the three countries involved in the intervention. The supporting
399 partners of the intervention had no influence on the design, data collection, analysis and
400 interpretation, nor in the writing of the manuscript.

401 2. RESULTS

402 2.1. Therapeutic coverage

403 **Table 4. Therapeutic Coverage of first round TCT for the three countries**

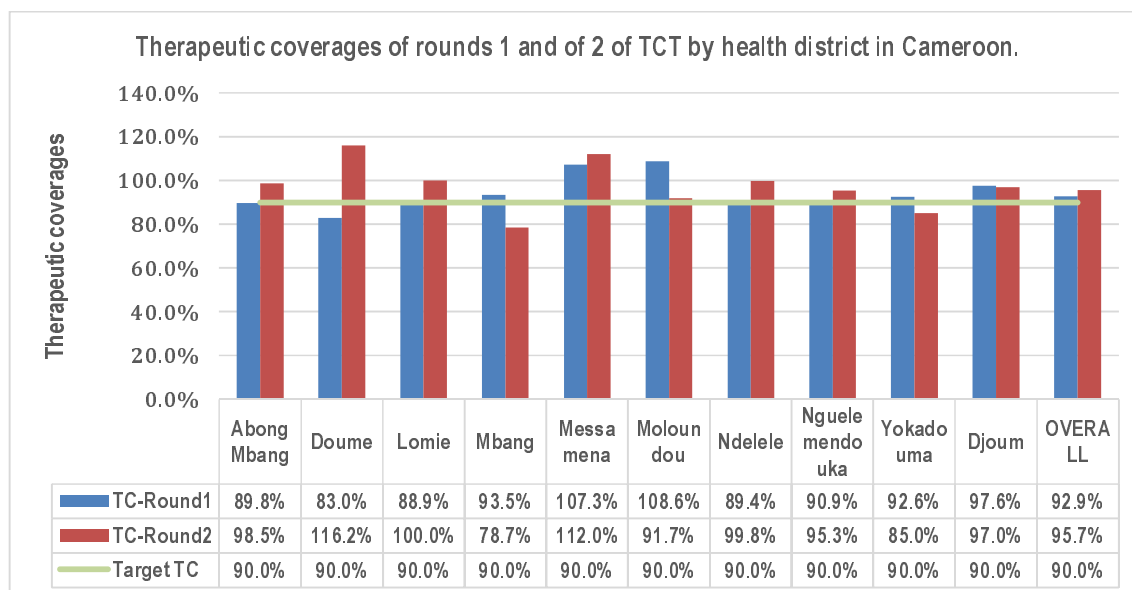
Countries/ Health Districts	Target Population	N° of persons Treated	Therapeutic coverage	95% CI for Therapeutic coverage	
				Lower	Upper
Overall coverage for the three countries	1,530,014	1,456,691	95.21%	95.17%	95.24%
Cameroon	594,411	552,356	92.92%	92.86%	92.99%
Abong Mbang	86,089	77,330	89.83%		

Doume	53,094	44,089	83.04%		
Lomie	37,668	33,505	88.95%		
Mbang	34,274	32,041	93.48%		
Messamena	30,023	32,203	107.26%		
Moloundou	48,077	52,234	108.65%		
Ndelele	101,680	90,930	89.43%		
Nguelemendouka	39,186	35,620	90.90%		
Yokadouma	118,598	109,768	92.55%		
Djoum	45,722	44,636	97.62%		
Republic of Congo	373,994	359,810	96.21%	96.15%	96.27%
Impfondo	130,625	123,740	94.73%		
Enyelle Betou	109,643	115,108	104.98%		
Ouessou	96,525	87,474	90.62%		
Sembe	37,201	33,488	90.02%		
Central African Republic (CAR)	561,609	544,526	96.96%	96.91%	97.00%
Boda	122,516	115,793	94.51%		
Mbaïki	289,117	272,105	94.12%		
Sangha-Mbaere	149,976	156,628	104.44%		

404

405 Table 4 gives detail of therapeutic coverages of the first round of TCT by country and
 406 health district. Out of the 1,530,014 persons targeted for the first-round TCT with
 407 azithromycin against yaws in 17 health districts of the Congo Basin, 1,456,691 persons were
 408 treated for an overall therapeutic coverage of 95.21%. The therapeutic coverages varied from
 409 92.92% in Cameroon through 96.21% in the Republic of Congo to 96.96% in the Republic of
 410 Central Africa.

411 The second round of the TCT was implemented only in Cameroon. Fig. 3 below shows the
 412 therapeutic coverages by health district of the second round compared to that of the 1st round
 413 of TCT in Cameroon. For the second round, 615,503 (95.73%; 95%CI: 95.68%-95.78%)
 414 people were treated out of a population of 642,947 targeted in the ten health districts. There
 415 was a 3-percentage-point increase in the therapeutic coverage in the second round compared
 416 to 92.92% in the first round (P-value<0.001).



417 Fig. 3. Therapeutic coverages (TC) of the 2nd compared to the 1st round of TCT in Cameroon. The TC of the
 418 second round was 3%-points over that of the first round. In both rounds. The TC were above the 90% target
 419 recommended by WHO.
 420
 421

422 Out of the ten health districts targeted for TCT in Cameroon, 9 of them harbour the
 423 Baka pigmy population. In the first round of TCT, the overall therapeutic coverage attained in
 424 this special population in Cameroon was 89.2%, slightly less than that the 90% recommended
 425 target. Efforts made during the second round, improved upon the therapeutic coverage to
 426 93.1% in this population (P-value <0.001)(see Table 5).

427 Table 5: Therapeutic coverages of the Baka pigmy population in Cameroon

Health District	1 st Round TCT			2 nd Round TCT			P-value
	Target Baka Pop	Pop Baka treated	Therapeutic coverage	Baka pop. Targeted	Baka pop. Treated	Therapeutic coverage	
Abong Mbang	5,405	4,131	76.4%	5,676	6,690	117.9%	
Djoum	4,810	4,584	95.3%	4,884	5,534	113.3%	
Doume	1,990	2,034	102.2%	1,699	1,972	116.1%	
Lomie	12,754	11,431	89.6%	12,849	10,304	80.2%	
Mbang	5,336	4,043	75.8%	5,684	4,434	78.0%	
Messamena	2,924	2,895	99.0%	2,853	2,866	100.5%	
Moloundou	6,056	6,069	100.2%	6,443	6,096	94.6%	
Ndelele	2,677	2,114	79.0%	2,676	2,324	86.8%	
Yokadouma	15,762	14,197	90.1%	14,611	13,212	90.4%	
OVERALL	57,714	51,498	89.2%	57,375	53,432	93.1%	<0.001

428

429

430 2.2. Pharmacovigilance

431 During the TCT campaign in Cameroon, districts teams were required to detect and notify
 432 adverse effects of azithromycin treatment. This was more effective in two health districts
 433 compared to the other eight involved in the campaign (Table 6).

434 Table 6. Adverse effects of azithromycin

HEALTH DISTRICT	Minor adverse effects										Severe adverse effects	
	Total	Nausea		Vomiting		Abdominal pain		Diarrhoea		Haemorrhage in pregnancy		
		n	%	n	%	n	%	n	%	n	%	
Abong-Mbang	1,506	479	32%	353	23%	402	27%	272	18%	0	0.0%	
Djoum	1,000	297	30%	243	24%	268	27%	192	19%	3	0.3%	
Doume	33	12	36%	8	24%	7	21%	6	18%	0	0.0%	
Lomié	16	5	31%	4	25%	4	25%	3	19%	0	0.0%	
Mbang	2	0	0%	1	50%	0	0%	0	0%	1	50.0%	
Messamena	23	6	26%	6	26%	7	30%	4	17%	1	4.3%	
Moloundou	30	10	33%	7	23%	7	23%	6	20%	0	0.0%	
Ndelele	133	40	30%	29	22%	31	23%	33	25%	0	0.0%	
Nguelemendouka	41	13	32%	9	22%	10	24%	9	22%	0	0.0%	
Yokadouma	38	13	34%	11	29%	8	21%	6	16%	0	0.0%	
TOTAL	2,822	875	31%	671	24%	744	26%	531	19%	5	0.2%	

435

436 Overall, 2 822 cases of adverse effects were notified. Over 99% were minor adverse effects
 437 including 875(31%) of nausea, 671(24%) of vomiting, 774(26%) of abdominal pains and
 438 531(19%) of diarrhoea. Five (0.2%) cases of severe adverse effects notably haemorrhage in
 439 pregnancy were reported.

440 3. The impact of TCT on yaws prevalence

441 The third component in the implementation of the Morges strategy for yaws eradication is
 442 post TCT surveillance of yaws(22). Through the post TCT surveillance, the impact of the
 443 mass treatment campaign with azithromycin against yaws in the Congo Basin was evaluated.

444 Table 7 show changes in the prevalences of clinical and DPP-serology confirmed yaws before
 445 and after TCT in three countries involved. During the post-TCT surveillance 22,286 persons

446 were screened in the three countries. Of these, 1,421(6.4%; 95%CI: 6.1% - 6.7%) clinical
447 cases of yaws were detected. Serological testing with DPP syphilis screen and confirm
448 serological test(41), revealed 83(0.37%; 95%CI: 0.30% - 0.46%) positive cases. With
449 reference to the situation before TCT, there was a reduction in the prevalence of clinical yaws
450 from 38.0% to 6.4% (P-value<0.001, OR=8.99; 95%CI: 8.35-9,67), and in the prevalence of
451 DPP-serology confirmed yaws from 6.5% to 0.4% (P-value<0.001, OR=18.72; 95%CI: 14.75
452 – 24.01) (Fig.4A). There were however variations by country. In Cameroon, where 20,496
453 persons were screened in the ten health districts during the post TCT surveillance, 908
454 (4.43%; 95%CI: 4.15% - 4.72%) cases of clinically yaws were detected, of whom 48 (0.23%;
455 95%CI: 0.17% - 0.31%) were confirmed with DPP as cases of active yaws (Table 7). The
456 prevalence of clinical yaws witnessed a drop from 29.9% to 4.4% (P<0.001, OR=9.21;
457 95%CI: 8.34 – 10.16) meanwhile that of serologically confirmed active yaws decreased from
458 6.31% to 0.23% (P<0.001, OR=28.67; 95%CI: 20.86 – 40.09) (Fig. 4B). In the Central
459 African Republic, the prevalence of clinical yaws dropped from 32.5% to 29,0% (P-value =
460 0.063, OR=1.18 ; 95%CI: 0.99 – 1.40) meanwhile the prevalence of DPP confirmed yaws
461 dropped from 2.4% to 0.8% (P-value=0.002, OR= 3.19; 95%CI:1.45 – 8.00) (Fig. 4C). In the
462 Republic of Congo, the prevalence of clinical yaws decreased from 60.7% to 28.2% (P-
463 value<0.001, OR=3.93; 95%CI: 3.24 – 4.78) and the prevalence of DPP confirmed yaws
464 dropped from10.8% to 3.7% (P-value <0.001, OR=3.18; 95%CI: 2.09 – 5.01) (Fig 4D).

465

466

467

468

469

470

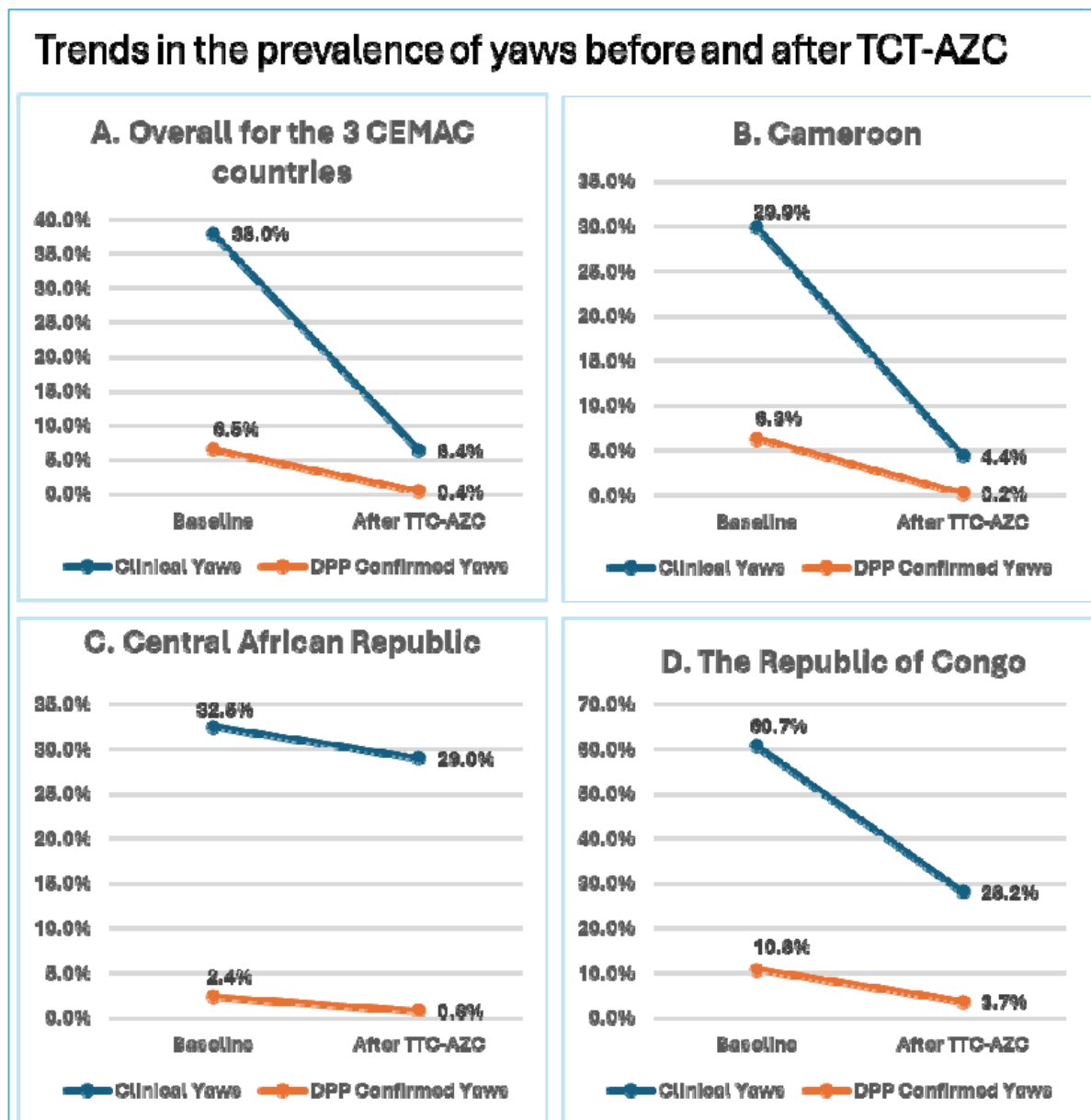
471

472 Table 7. comparison of yaws prevalence at baseline and post TCT

Health District	Baseline situation of yaws					Post TCT situation of yaws					% change in DPP confirmed	P-value
	N° of persons examined	Clinical cases detected		DPP confirmed		N° of persons examined	Clinical cases detected		DPP confirmed			
		n	%	n	%		n	%	n	%		
OVERAL 3 COUNTRIES	6,680	2,536	38.0%	437	6.5%	22,286	1,421	6.4%	83	0.4%	6.2%	<0.001
TOTAL CAMEROON	3,584	1,072	29.9%	226	6.3%	20,496	908	4.4%	48	0.2%	6.1%	<0.001
Abong Mbang	92	91	98.9%	2	2.2%	1,657	54	3.3%	0	0.0%	2.2%	<0.001
Djoum	109	7	6.4%	1	0.9%	2,077	18	0.9%	0	0.0%	0.9%	<0.001
Doumé	54	26	48.1%	2	3.7%	2,187	83	3.8%	3	0.1%	3.6%	<0.001
Lomie	1,885	471	25.0%	154	8.2%	2,224	161	7.2%	12	0.5%	7.6%	<0.001
Mbang	63	22	34.9%	8	12.7%	1,662	134	8.1%	14	0.8%	11.9%	<0.001
Messamena	72	17	23.6%	2	2.8%	2,512	86	3.4%	0	0.0%	2.8%	<0.001
Moloundou	287	116	40.4%	21	7.3%	1,815	37	2.0%	10	0.6%	6.8%	<0.001
Ndelélé	45	19	42.2%	3	6.7%	1,703	164	9.6%	4	0.2%	6.4%	<0.001
Nguelemen-douka	113	37	32.7%	3	2.7%	2,526	154	6.1%	5	0.2%	2.5%	<0.001
Yokadouma	864	266	30.8%	30	3.5%	2,133	17	0.8%	0	0.0%	3.5%	<0.001
TOTAL CAR	1469	477	32.5%	35	2.4%	1055	306	29.0%	8	0.8%	1.6%	0.002
Boda	302	72	23.8%	6	2.0%	277	62	22.4%	2	0.7%	1.3%	0.193
Mbaiki	665	207	31.1%	10	1.5%	386	115	29.8%	3	0.8%	0.7%	0.304
Sangha Mbaéré	502	198	39.4%	19	3.8%	392	129	32.9%	3	0.8%	3.0%	0.004
TOTAL CONGO	1627	987	60.7%	176	10.8%	735	207	28.2%	27	3.7%	7.1%	<0.001
Ouessou	417	189	45.3%	32	7.7%	123	43	35.0%	6	4.9%	2.8%	0.287
Sembe-Souanke	392	207	52.8%	16	4.1%	109	31	28.4%	2	1.8%	2.2%	0.265
Impfondo	316	213	67.4%	46	14.6%	207	65	31.4%	8	3.9%	10.7%	<0.001
Enyelle - Betou	502	378	75.3%	82	16.3%	296	68	23.0%	11	3.7%	12.6%	<0.001

TCT= Total Community Treatment with Azithromycin; RDT=Rapid diagnostic test; DPP=Dual path platform, Pos=positive, CAR=Central African Republic

473 Post TCT surveillance show the presence of DPP-serologically confirmed yaws in 13
 474 of the 17 health districts, including 6 out of 10 health districts in Cameroon and all 3 and 4
 475 health districts in CAR and The Republic of Congo respectively. However, the prevalence
 476 had decreased by 6.2 percentage points, from 6.5% to 0.4% (P-value <0.001) overall in the
 477 three countries (Table 7 and Fig.4)



478

479 Fig. 4. Trend in yaws prevalence at baseline and post-TCT in the 3 Congo-Basin countries. The overall prevalence of
480 clinical yaws (Fig 4A) dropped from 38.0% to 6.4% meanwhile that of DPP confirmed (active yaws) dropped from 6.5% to
481 0.4%. For Cameroon, the prevalence of clinical yaws dropped from 29.9% to 4.4% and the DPP confirmed yaws dropped
482 from 6.3% to 0.23%. (Fig. 4B). For CAR, the prevalence of clinical yaws dropped from 32.5% to 29.0% meanwhile that of
483 DPP confirmed yaws dropped from 2.4% to 0.8% (Fig. 4C). In the Republic of Congo, the prevalence of clinical yaws
484 reduced from 60.7% to 28.2% and that of DPP confirmed yaws dropped from 10.8% to 3.7% (Fig. 4D).
485

486

487 Fig. 4. show trends in the prevalence of yaws before and after TCT. In Cameroon,
488 the prevalence rate of clinical yaws had declined from 29.9% to 4.43% (P-value <0.001, OR
489 9.21, 95%CI (8.34-10.16), meanwhile the prevalence rate of DPP-serology positive yaws
dropped from 6.31% to 0.23% (P-value<0.001, OR=28.67, 95%CI (20.86-40.09) (Fig. 4B). In

490 CAR, the prevalence of clinical yaws dropped slightly from 32.5% to 29.0% (P-value=0.063,
491 OR= 1.18, 95%CI: 0.99-1.40) while that of DPP-serology confirmed yaws decreased from
492 2.4% to 0.8% (P-value=0.002, OR=3.19, 95% CI: 1.45-8.00) (Fig. 4C). In Congo, the
493 prevalence of clinical yaws decreased from 60.7% to 28.2%, (P-value<0.001, OR=3.93,
494 95%CI: 3.24-4.78) meanwhile that of DPP-serology confirmed yaws dropped from 10.8% to
495 3.7% (P-value<0.001, OR=3.18, 95%CI: 2.09 – 5.01) (Fig. 4D).

496 The maps in Fig.5 further exemplify this reduction in yaws prevalence in the countries
497 following TCT. Fig 5A and 5B shows the situation of clinical yaws in the 17 health districts
498 that implemented TCT in the Congo Basin at baseline and after the mass treatment campaign.
499 Fig. 5C and 5D, likewise, shows the evolution in the prevalence of DPP-serology confirmed
500 (active) yaws in the same districts before and after the mass azithromycin treatment.

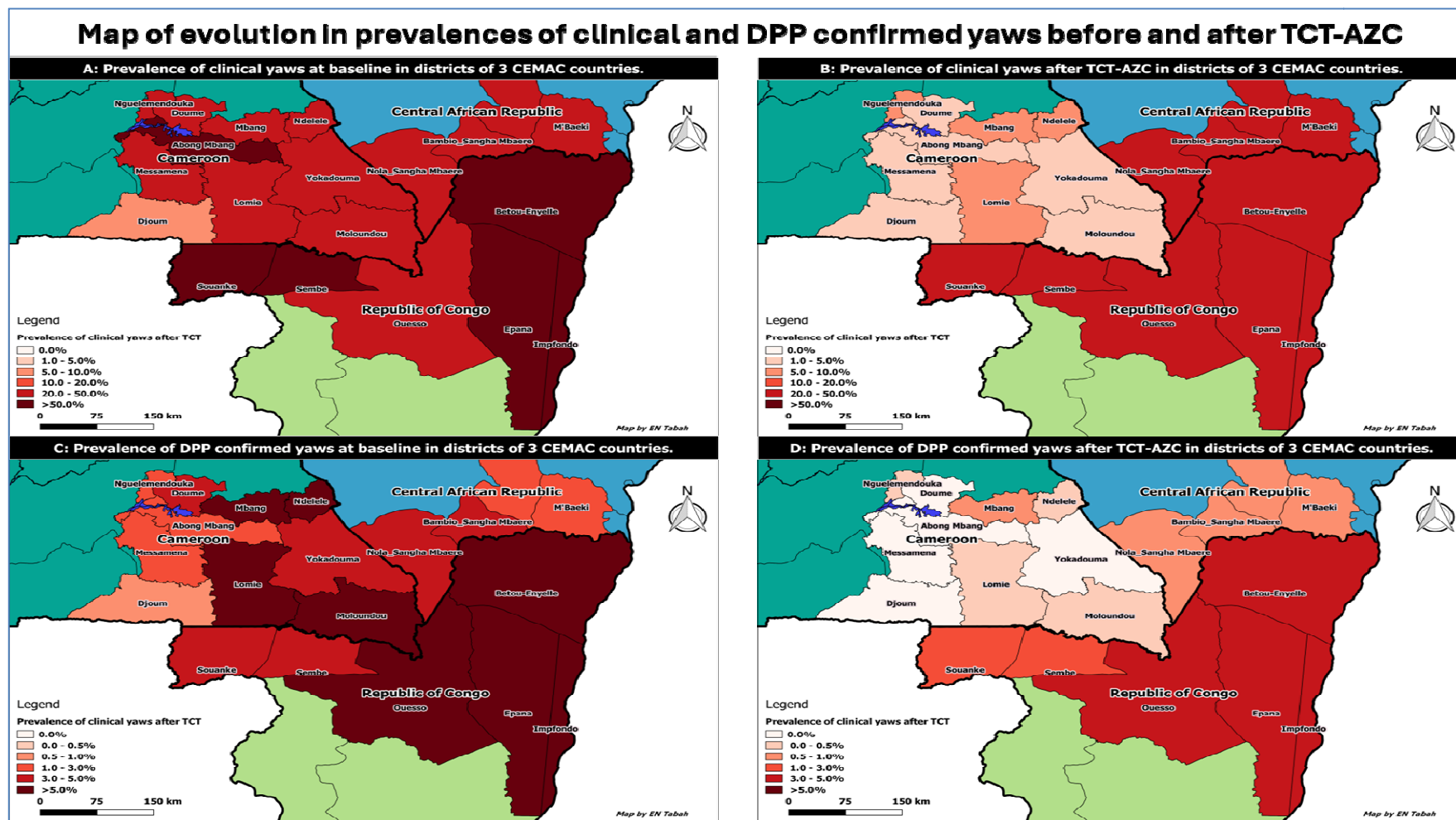


Fig. 5. The prevalence of clinical yaws before (A) and after (B), and the prevalence of DPP confirmed yaws before (C) and after (D) TCT. The data for the situation after TCT is available only for Cameroon, where we notice a remarkable drop in prevalence of clinical yaws to below 10% in all the 10 health districts as well as a remarkable drop in prevalence DPP confirmed yaws to 0% in 4 health districts and to below 1% in the remaining 6 health districts targeted in Cameroon after the TCT.

1 **DISCUSSIONS**

2 The renewed momentum for yaws eradication was manifested by the convening of the
3 WHO Expert Consultative Committee in Morges, Switzerland from the 5th to the 7th of March
4 2012, during which the Morges Strategy for the eradication of yaws was developed(22,23).
5 This was closely followed by the setting of a milestone for global yaws eradication by 2020,
6 in the first global roadmap for overcoming the impact of NTDs for the period 2012 - 2020
7 (20) that has now been extended to 2030 in the second global roadmap for ending the neglect
8 of NTDs to attain the sustainable development goals, published in 2021(44). One of the major
9 components of the yaws eradication strategy is the mass drug administration with
10 azithromycin, code-named Total Community Treatment with Azithromycin (TCT)(45), in
11 serologically confirmed yaws endemic health districts.

12 In this report, we presented the first largescale implementation of TCT since the
13 advent of the Morges strategy in 2012. The TCT implemented in the Congo Basin, was the
14 largest in scale so far, given the size of the population covered of 1,530,014 people and the
15 geographical extent of 17 health districts involved, spanning three countries of the CEMAC
16 subregion namely Cameroon, The Central African Republic, and The Republic of Congo (Fig.
17 1). The scale of coverage is by far larger than those previously reported in the Lihir Island in
18 Papua New Guinee where 16,092 persons were targeted(26), and in Abamkron sub-district in
19 Ghana where 16,287 persons were targeted(27).

20 Prior to implementing TCT, serological surveys were carried out in the 17 health
21 districts targeted to ascertain their yaws endemicity status as well as the level of prevalence
22 (Table 2). The prevalence of active yaws varied from 17.83% in the Republic of Congo
23 through 7.33% in the Republic of Central Africa to 6.31% in Cameroon. These served as
24 baseline values against which the effect of TCT was going to be compared.

25 The TCT implemented in the CEMAC subregion, used a novel and unique model (Fig.
26 2) that was developed and successfully used in Cameroon, and later, in the Central African
27 Republic and in The Republic of Congo respectively. The 3-component model included the
28 planning, the execution, and the evaluation components; well-orchestrated in close
29 successions, such that the whole process was implemented within a period of 15 to 21 days.
30 The identification of key actors of the TCT campaign and the establishment of roles and job
31 descriptions (Box 2) for them, was another important element in our model. Each actor used
32 this as a guide for action regarding their defined roles.

33 The uniqueness of our model of TCT lies in: the 3-4-day campaign mode; the door-to-
34 door community mass treatment with azithromycin; and the high level of community
35 participation. The 3-4-day campaign duration is so far the shortest reported for TCT,
36 compared to the two months period by *Médecins Sans Frontières* in Congo(46), and the
37 relatively longer periods in Lihir(26), Papua New Guinea and in Ghana(27) respectively. The
38 3-4-day campaign period was charged with total effervescence in the communities, where
39 every stratum beginning from the administrative, elected, religious, traditional authorities and
40 the masses, were all mobilized towards the TCT. Community engagement and participation in
41 the TCT was further marked by the implication of community volunteers in mass treatment
42 teams in their own communities. Engaging 7,247 community volunteers was important to
43 cover the 1,530,014-target population (Table 3) in three to four days, combing the hard-to-
44 reach communities and pigmy camps embedded in the equatorial-rain forest of the Congo
45 Basin on foot. These activities were meticulously coordinated and supervised by the local,
46 regional, and national health authorities (Table 3). All these activities were essential for the
47 successful implementation of the model.

48 The implementation of the model in varied local contexts and realities of the three
49 countries of the CEMAC subregion, yielded very high therapeutic coverages above the 90%

50 target recommended by the WHO(8) in all of these countries. All the three countries were
51 involved in the first round of the TCT and registered an overall therapeutic coverage of
52 95.21%. By country, the therapeutic coverages varied from 92.92% in Cameroon through
53 96.21% in the Republic of Congo to 96.96% in the Republic of Central Africa. These
54 coverage rates all stand above the 89% coverage registered in the Ghana(27) and the 82.7%
55 coverage registered in Lihir, Papua New Guinea(26). For the second round of TCT conducted
56 in Cameroon, the therapeutic coverage improved to 95.7% from the 92.92% registered in the
57 first round, $P < 0.001$, OR = 1.7 (1.68-1.73) (Fig.3). The therapeutic coverage among the most
58 hard-to-reach indigenous Pigmy population also witnessed and increase from 89.2% in the
59 first round to 93.1% in the second round, $P < 0.001$, OR=1.64(1.57-1.71) (Table 5). This was
60 an important achievement given that this population is the most vulnerable to yaws. In fact the
61 resurgence of yaws in the Congo-Basin was among this population(40,46). With the high
62 performance of our model, in different contexts, we would not hesitate to recommend it for
63 use in other countries of Africa and beyond.

64 A pharmacovigilance system was put in place especially in Cameroon, that permitted
65 the detection and notification of 2822 (0.5%) cases of adverse effects of azithromycin among
66 the 594 430 people treated in the first round and 746 (0.12%) adverse events among the 615
67 503 people treated in the second round of TCT. The findings in Cameroon were comparable
68 to 0.3% obtained in Ghana(27) but far lesser than the 17% reported in Lihir(26). Over 99% of
69 the adverse effects notified in Cameroon were minor, and like in Lihir, included mostly
70 nausea, vomiting, abdominal pains and diarrhoea. The low rate of adverse event reporting in
71 our intervention could be explained by the lack of spontaneity in data reporting. This resulted
72 probably from a common community belief “that it was natural for the people to have slight
73 side effects after taking AZC tablets especially when the medicine had found a disease in the
74 body and is combating it”.

75 The post-TCT surveillance enabled us to evaluate the impact of the mass treatment
76 campaign with azithromycin against yaws. The TCT had a remarkable effect in the reduction
77 of yaws prevalence in the CEMAC subregion, following the implementation of two rounds
78 TCT campaign in Cameroon, and one round each in CAR and the Republic of Congo
79 respectively. Overall, there was a nine-folds reduction in the prevalence of active yaws from
80 6.5% to 0.4% (P-value <0.001, OR=8.99, 95%CI: 8.35-9.67) in the three countries. The
81 impact was greatest in Cameroon where a 28-folds reduction in the prevalence of active yaws
82 was witnessed, compared to the 3-folds reduction seen in CAR and the Republic of Congo
83 respectively. Just like was seen in 1956 in Nigeria(8), and in the pilots in the Lihir (26) and in
84 Ghana(27), we have also shown that mass treatment with azithromycin, achieving therapeutic
85 coverages of over 90% rapidly reduces the prevalence of yaws, and can potentially break the
86 chain of its transmission.

87 The serological confirmation of active yaws cases in some of the health districts,
88 suggests that two rounds of TCT with therapeutic coverages above 90%, are not sufficient to
89 completely break the transmission chain. The question of whether conducting a third
90 consecutive round of TCT would extinguish the transmission of yaws remains to be answered.
91 While waiting, the reinforcement of surveillance and total targeted treatment (TTT) of
92 confirmed cases of yaws, as recommended by WHO for low endemicity areas(25), should be
93 the focus.

94

95 **Limitations**

96 The major limitations we faces were contextual and included: the COVID-19
97 pandemic that slowed down field activities as well as the azithromycin procurement process.
98 This particularly impacted the interval between TCT rounds, especially in Cameroon where
99 the interval in 8 of the 10 health districts was extended from the recommended six months to

100 2 and half years. Secondly, we were operating in a difficult and hard-to-reach terrain of the
101 equatorial rain forest of the Congo-Basin and targeting among others, the indigenous hard-to-
102 reach Baka pigmy population. This had an impact on both the geographical and the
103 therapeutic coverages in the first round of the TCT campaign. Thirdly, we were learning and
104 doing at the same time, given that the novel model of the TCT campaign we used had never
105 been implemented elsewhere. So, the errors committed in the first round in Cameroon were
106 corrected during the campaigns in CAR and the Republic of Congo as well as during the
107 second round in Cameroon.

108 **Conclusions**

109 We successfully implemented the first largescale TCT in the Congo Basin of the
110 CEMAC subregion, using a novel model developed and employed in the local contexts of
111 three countries namely Cameroon, CAR and the Republic of Congo. Five major lessons for a
112 successful TCT were learnt in the process (Box 3). There was a remarkable reduction in the
113 prevalence of active yaws in all the three countries following the TCT campaign especially in
114 Cameroon that implemented two rounds. However, complete interruption of yaws
115 transmission was not achieved even with two rounds of TCT. We recommend the TCT model
116 we developed for use by any endemic country desiring to implement TCT. Secondly, we
117 recommend at least three rounds of TCT per implementation unit for achievement of
118 complete interruption of yaws transmission.

119

Box 3. Major lessons learnt for achieving a successful TCT

1. The use of a campaign strategy for Total Community Treatment with Azithromycin:
 - For a short duration of 3-4 days,
 - Using the door-to-door strategy,
 - Involving a large number of teams.
2. Meticulous planning and micro-planning at district and sub-district levels
3. Implication & Involvement of high-level administrative authorities
4. Community sensitization
5. Effective community mobilization and community participation.

Authors contribution

ENT and AUB conceived and designed the intervention with inputs from KBA. ENT, AUB, SA designed the TCT model. ENT, AUB, DCA, GAA, BB, TNC, INN, LDP, BBE, KWCE, AS, GE, and ST implemented the intervention and gathered data and samples. ST, DV and SE were mostly responsible for analyses of biological samples. ENT did the statistical analyses. ENT, AUB, DCA, TNC, INN, LDP and BBE wrote the first draft of the report. All authors contributed to the revisions and approved the final version.

Declaration of Interests.

All the authors declare no competing interests.

Acknowledgement

We acknowledge the village traditional rulers and populations of the intervention health districts for their adherence; the TCT teams, the health areas and the district health management teams for the efforts with the implementation; the local administrative authorities for their efforts in mobilizing the populations towards the intervention; the authorities of the Regional Delegations of Public Health for the East and South Regions of Cameroon, as well as the Sangha Mbaere and Lobaye Prefectures of the CAR; and the Likouala and Sangha Departments of the Republic of Congo for their supervision of the intervention on the field; the hierarchy in the ministries of health of the Cameroon, CAR and The Republic of Congo for guidance and general oversight. The implementation of the intervention was coordinated in each of the three countries by the National Programmes in charge of skin NTDs control. The intervention was funded through the Organisation for the Coordination of Epidemics Control in Central Africa (OCEAC). The FAIRMED provided administrative and technical support of the intervention in the three countries. The World Health Organisation in collaboration with EMS Brazil supported with azithromycin 500mg

tablets; and the Centre Pasteur Yaoundé Reference Laboratory supported with analyses of biological samples.

Financial Disclosure

The authors did not receive any funding for the writing of this manuscript.

References

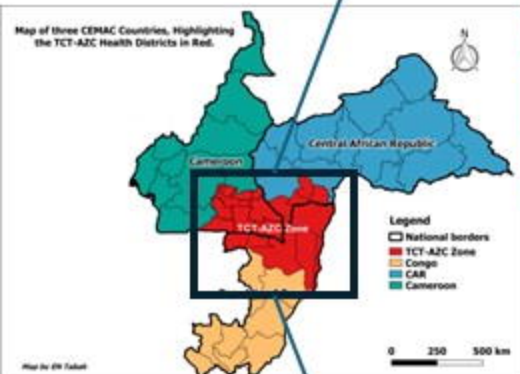
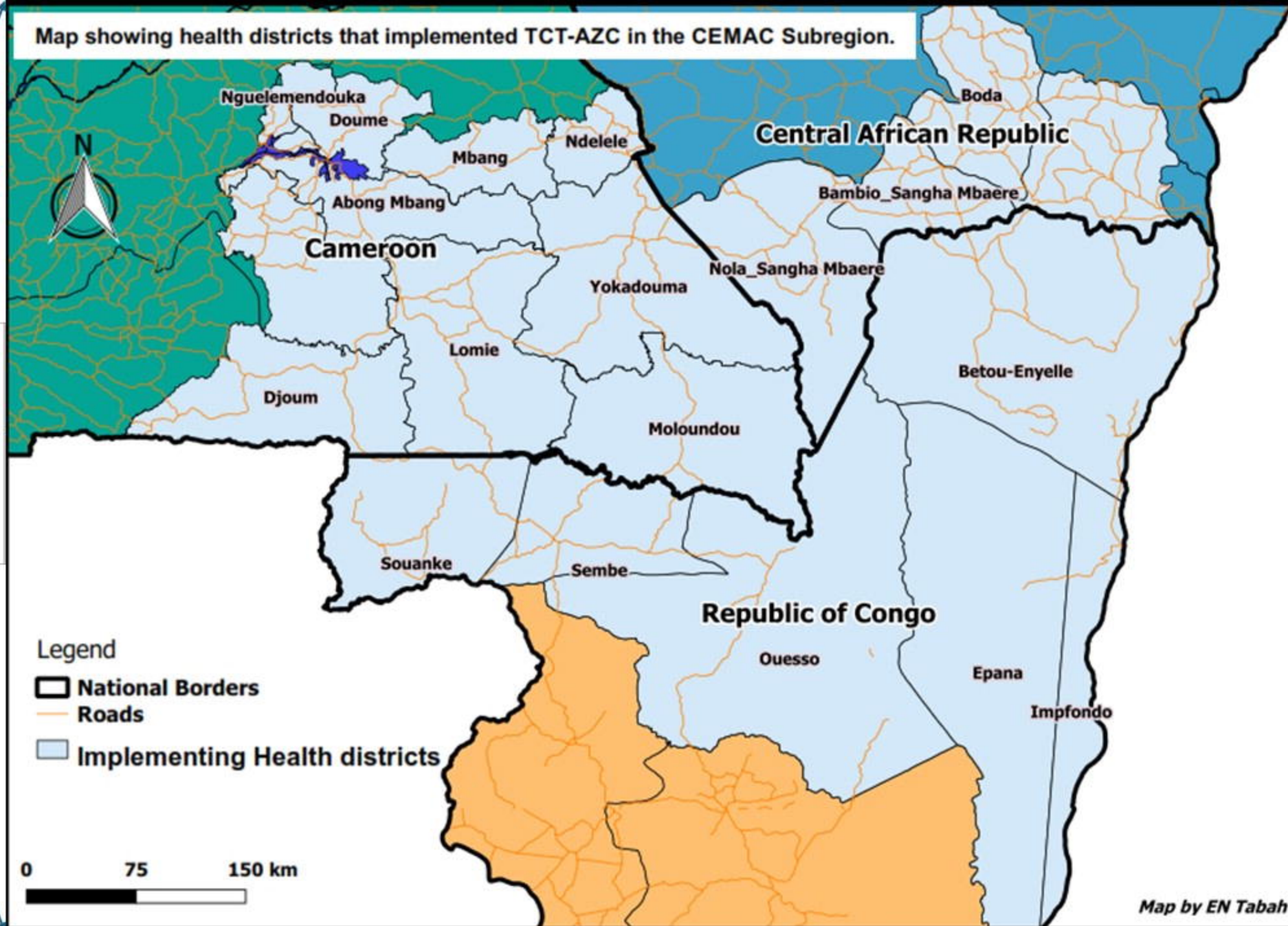
1. World Health Organization (WHO). Handbook of Endemic Treponematoses: Yaws, Endemic Syphilis, and Pinta. 1984. Available from: <https://iris.who.int/bitstream/handle/10665/37178/9241541768.pdf?sequence=1>
2. Mitja O, Asiedu K, Mabey D. Yaws. *Lancet Semin.* 2013. 2;2381(9868):763-73 . doi: 10.1016/S0140-6736(12)62130-8.
3. Kazadi WM, Asiedu KB, Agana N, Mitjà O. Epidemiology of yaws: an update. *Clin Epidemiol.* 2014;6:119–28.
4. Bassat Q, Mitja O. Advances in the Diagnosis of Endemic Treponematoses: Yaws, Bejel, and Pinta. *PLoS Negl Trop Dis.* 2013;7(10). e2283. doi:10.1371/journal.pntd.0002283
5. Ayove T, Houniei W, Wangnapi R, Bieb S V, Kazadi W, Luke LN, et al. Sensitivity and specificity of a rapid point-of-care test for active yaws: A comparative study. *Lancet Glob Heal.* 2014;2(7):e415–21.
6. Castro AR, Esfandiari J, Kumar S, Ashton M, Kikkert SE, Park MM, et al. Novel Point-of-Care Test for Simultaneous Detection of Nontreponemal and Treponemal Antibodies in Patients with Syphilis. *J. Clin. Microbiol.* 2010;48(12):4615–19. doi:10.1128/JCM.00624-10.
7. Marks M, Goncalves A, Vahi V, Sokana O, Puiahi E, Zhang Z, et al. Evaluation of a Rapid Diagnostic Test for Yaws Infection in a Community Surveillance Setting. *PLoS Negl Trop Dis.* 2014;8(9):1–5.
8. Asiedu K, Fitzpatrick C, Jannin J. Eradication of Yaws: Historical Efforts and Achieving WHO’s 2020 Target. *PLoS Negl Trop Dis.* 2014;8(9). e3016. doi:10.1371/journal.pntd.0003016
9. Rinaldi A. Yaws: A second (and maybe last?) chance for eradication. *PLoS Negl Trop Dis.* 2008;2(8):1–6.
10. Etorh AA, Siamevi EK, Adanlete FA, Aflagah EK, Kassankogno Y, Amouzou AB, et al. Resurgence of endemic yaws in Togo. Cause and eradication approach]. *Bull Soc Pathol Exot.* 1994;87(1):17–8. Available from: <http://www.ncbi.nlm.nih.gov/pubmed/8003898>
11. Altman LK. A Resurgence in Yaws Is Reported in Several Countries - The New York

- Times. Feb. 2, 1979. Available from:
<https://www.nytimes.com/1979/02/22/archives/a-resurgence-in-yaws-is-reported-in-several-countries-disease.html>
12. Maheus A; Antal G.M. The endemic treponematoses: not yet eradicated. *World Health Stat Q.* 1992;45(2-3):228–37.
 13. Pampiglione S, Wilkinson AE. A study of yaws among pygmies in Cameroon and Zaire. *Br J Vener Dis.* 1975;51(3):165–9. doi: 10.1136/sti.51.3.165.
 14. St. John RK. Yaws in the americas. *Clin Infect Dis.* 1985;7(4):S266–72.
 15. 31st World Health Assembly, resolution 31.58: Control of endemic treponematoses. In Geneva: WHO; 1978. p. 2–3. Available from:
https://iris.who.int/bitstream/handle/10665/93456/WHA31.58_eng.pdf?sequence=1
 16. Burke JP, Hopkins DR, Hume JC, Perine PL, St. John RK. (Ed). International symposium on yaws and other treponematoses. In Washington (DC): Pan American Health Organization; 1984. *Reviews of Infectious Disease.* 1985;7(2). Available from:
https://cdn.who.int/media/docs/default-source/ntds/yaws/reviews-of-infectious-diseases-may-june-1985.pdf?sfvrsn=5f67095c_4&download=true
 17. Mitjà O, Marks M, Konan DJP, Ayelo G, Gonzalez-Beiras C, Boua B, et al. Global epidemiology of yaws: a systematic review. *Lancet Glob Heal.* 2015;3(6):e324–31.
 18. Mitjà O, Hays R, Ipai A, Penias M, Paru R, Fagaho D, et al. Single-dose azithromycin versus benzathine benzylpenicillin for treatment of yaws in children in Papua New Guinea: an open-label, non-inferiority, randomised trial. *Lancet.* 2012;379(379):342–7
 19. World Health Organisation (WHO). Elimination of yaws in India. *Wkly Epidemiol Rec.* 2008;15:79–80.
 20. World Health Organization (WHO). Accelerating Work To Overcome the Global Impact of Neglected Tropical Diseases a Roadmap for Implementation. 2012. Available from:
http://www.who.int/neglected_diseases/NTD_RoadMap_2012_Fullversion.pdf
 21. World Health Organisation (WHO). Meeting of the International Task Force for Disease Eradication of November 2012, on yaws eradication. *Wkly Epidemiol Rec.* 2013;7:75-80. https://iris.who.int/bitstream/handle/10665/242031/WER8807_75-80.PDF?sequence=1
 22. World Health Organization (WHO). Eradication of yaws-the Morges Strategy. *Wkly Epidemiol Rec.* 2012;87(20):189–200.
 23. World Health Organisation (WHO). Summary report of a consultation on the eradication of yaws. Geneva; 2012. Available from:
https://iris.who.int/bitstream/handle/10665/75528/WHO_HTM_NTD_IDM_2012.2_eng.pdf?sequence=1
 24. Michael BD, Geleta D. Development of ClickClinica: a novel smartphone application to generate real-time global disease surveillance and clinical practice data. *BMC Med*

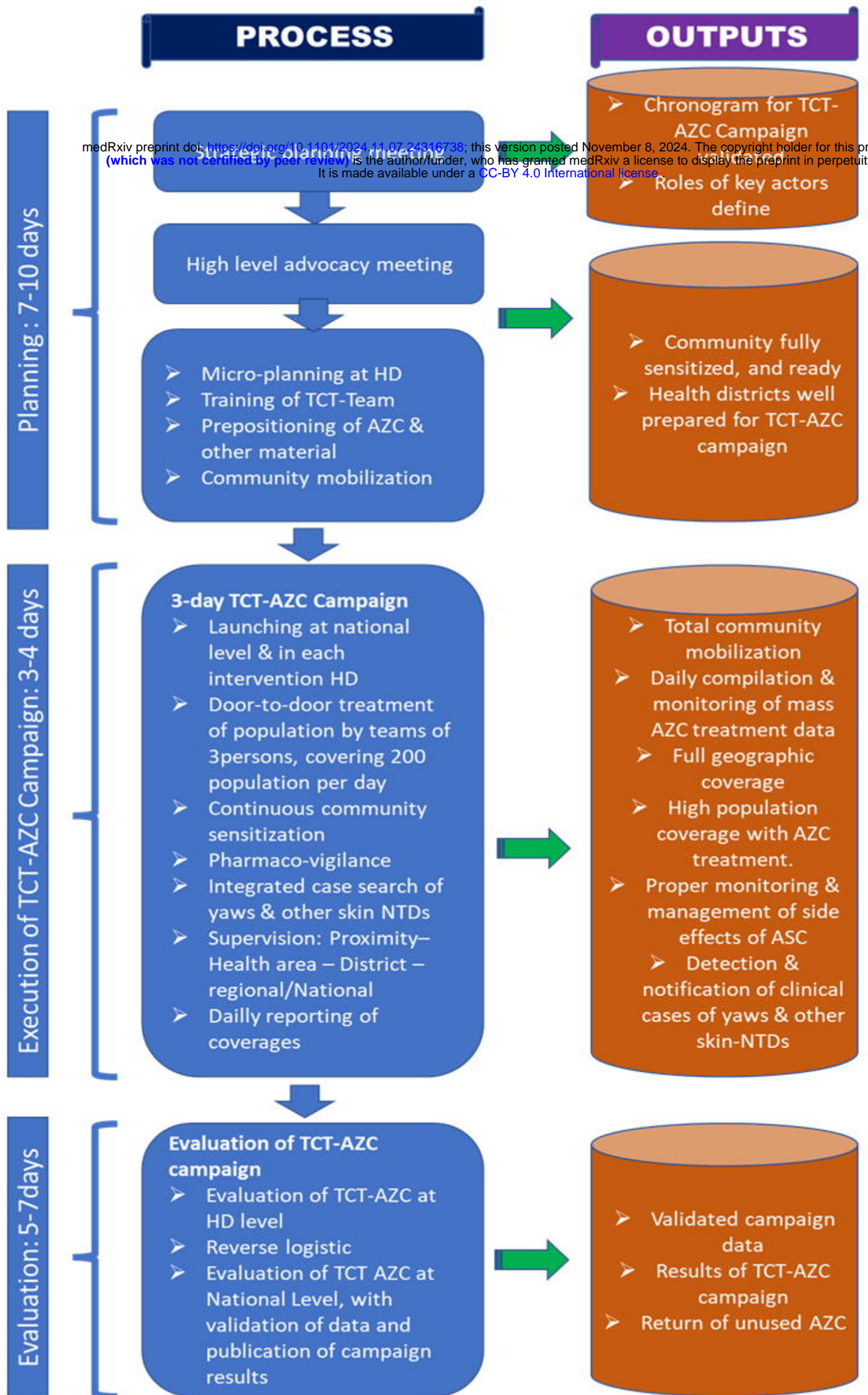
- Inform Decis Mak. 2013;13(1):70. Available from:
<http://bmcmedinformdecismak.biomedcentral.com/articles/10.1186/1472-6947-13-70>
25. World Health Organization (WHO). Eradication of yaws: A guideline for programme managers. 2018. WHO/CDS/NTD/IDM/2018.01
 26. Mitjà O, Houinei W, Moses P, Kapa A, Paru R, Hays R, et al. Mass Treatment with Single-Dose Azithromycin for Yaws. *N Engl J Med*. 2015;372(8):703–10.
 27. Abdulai AA, Agana-Nsiire P, Biney F, Kwakye-Maclean C, Kyei-Faried S, Amponsa-Achiano K, et al. Community-based mass treatment with azithromycin for the elimination of yaws in Ghana—Results of a pilot study. *PLoS Negl Trop Dis*. 2018;12(3):1–16.
 28. World Wide Fund. Congo Basin Forests: Area, Forest Facts, Key Emissions, Carbon. WWF a living planet. 2008;
 29. Congo Basin Forest Partnership. The Forests of the Congo Basin. A preliminary assessment. 2005;39. Available from:
http://carpe.umd.edu/products/PDF_Files/FOCB_APrelimAssess.pdf
 30. Asefi-Najafabady S, Saatchi S. Response of African humid tropical forests to recent rainfall anomalies. *Philos Trans R Soc B Biol Sci*. 2013;368(1625).
 31. MINSANTE Cameroun. Health Informations Unit: Priority target populations 2023, second edition. 2023;
 32. World Population Review. Republic of Congo Cities by population 2023. Available from: <https://worldpopulationreview.com/countries/republic-of-the-congo>
 33. World Population Review. Central African Republic Cities by population 2023. Available from: <https://worldpopulationreview.com/cities/central-african-republic>
 34. Beauclerk J. Hunters and gatherers in Central Africa: on the margins of development. *Oxfarm Research Paper* 6. 1993. Available from:
<https://oxfamilibrary.openrepository.com/bitstream/handle/10546/121042/bk-hunters-gatherers-africa-010194-en.pdf;jsessionid=4648C32DD158036870321EE4BBAB64F8?sequence=5>
 35. Kitanishi K. Cultivation by the Baka Hunter-Gatherers in the tropical rain forest of Central Africa. *African Study Mongraphs*. 2003;Suppl.28:143-57. Available from <https://repository.kulib.kyoto-u.ac.jp/dspace/handle/2433/68423>
 36. Paulin P. The Baka of Gabon: the study of an endangered language and culture. In: *Proceedings of FEL XI, Working Together for Endangered Languages: Research Challenges and Social Impacts*, Kuala Lumpur, Malaysia, 26-28 October 2007.p. 163–71.
 37. Gallois S. Growing up in a challenging world. A case study among Baka children (Southern Cameroon). *Anthr Child*. 2017;(7):1–20.

38. Gallois S, Ambassa A, Rozzi FR. Indigenous people's health: culturally grounded evidence from Southeastern Cameroon. *Social Science & Medicine*. 2024; 350:116936. doi: 10.1016/j.socscimed.2024.116936
39. World Health Organisation (WHO). Yaws Meeting in Brazzville AFR_CD_58.pdf. World Health Organization; 1986. Available from: https://www.who.int/docs/default-source/ntds/yaws/1986-yaws-meeting-brazzville-afr-cd-58.pdf?sfvrsn=83b88a14_4
40. Tabah EN, Um-Boock A. Yaws in Lomie Health District of the East Region of Cameroon. WHO Meeting on Buruli ulcer, Geneva; 22-24 March 2010: abstracts. Available from: http://www.who.int/buruli/information/Buruli_Meeting_2010_Abstracts_ENG.pdf
41. Use S, Diagnostic R. DPP Syphilis Screen and Confirm Assay ®. (631):1–55. Available from: <https://chembio.com/products/dpp-syphilis-screen-confirm-europe/>
42. Marks M, Sokana O, Nachamkin E, Puiahi E, Kilua G, Pillay A, et al. Prevalence of Active and Latent Yaws in the Solomon Islands 18 Months after Azithromycin Mass Drug Administration for Trachoma. *PLoS Negl Trop Dis*. 2016;10(8):1–9.
43. Ministry of Public Health, Cameroon. National guidelines for pharmacovigilance. MINSANTE. 2018. Available from: http://cdnss.minsante.cm/sites/default/files/LignesDirectricesPharmacovigilance_Cameroon.pdf
44. World Health Organization. Ending the neglect to attain the Sustainable Development Goals: A road map for neglected tropical diseases 2021–2030. World Health Organization 2020. <https://iris.who.int/handle/10665/338565>. License: CC BY-NC-SA 3.0 IGO
45. World Health Organization (WHO). Eradication of yaws-the Morges Strategy. *Wkly Epidemiol Rec*. 2012;87(20):189–200. Available from: <http://www.who.int/wer>
46. Médecins Sans Frontieres. Pian: Campagne de traitement de masse chez les populations pygmées akas. 2011. Available from: <https://www.msf.fr/sites/default/files/2018-03/ddp-pian-def-final.pdf>

Map showing health districts that implemented TCT-AZC in the CEMAC Subregion.



Model for TCT-AZC against yaws in Cameroon



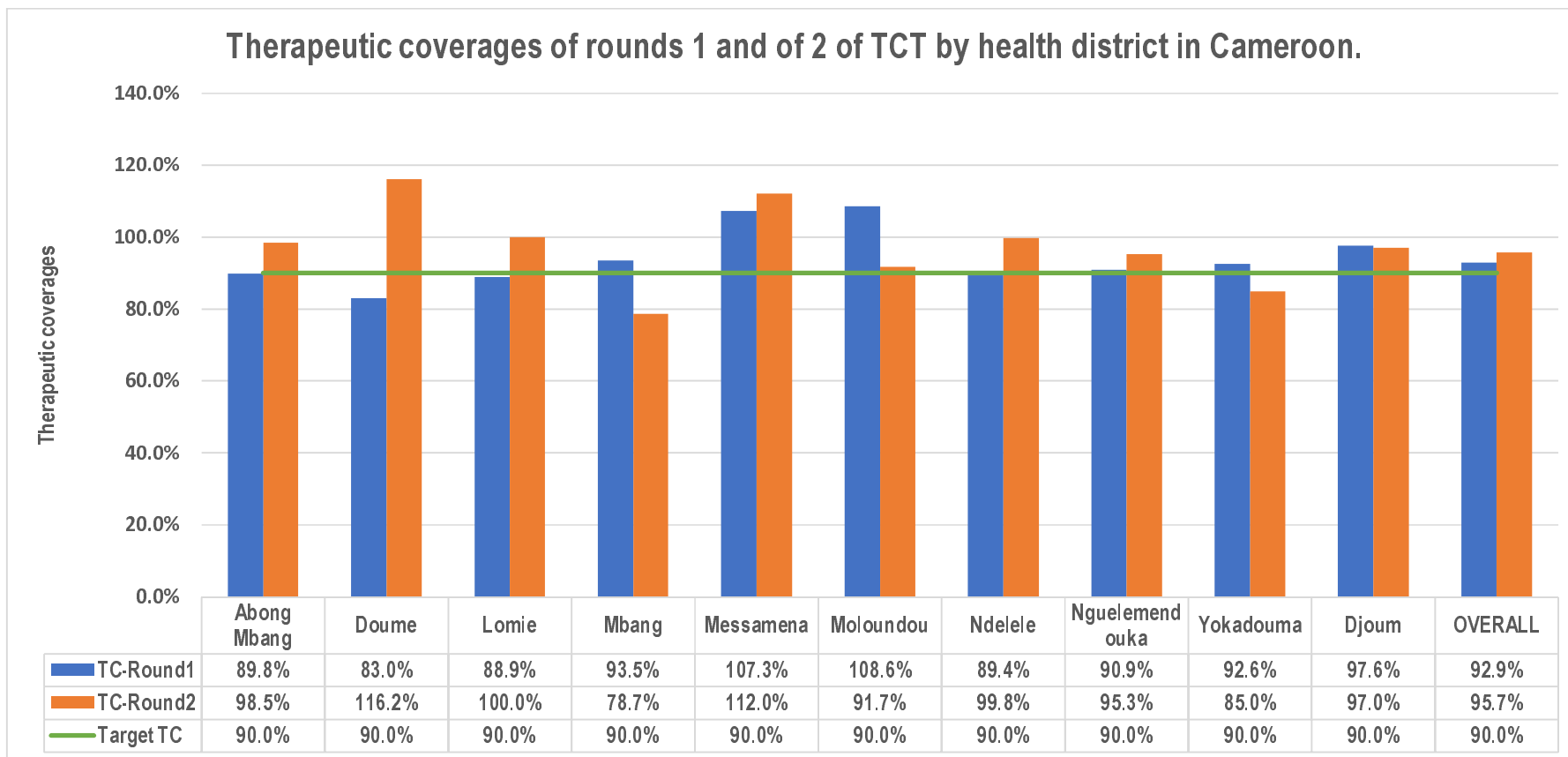
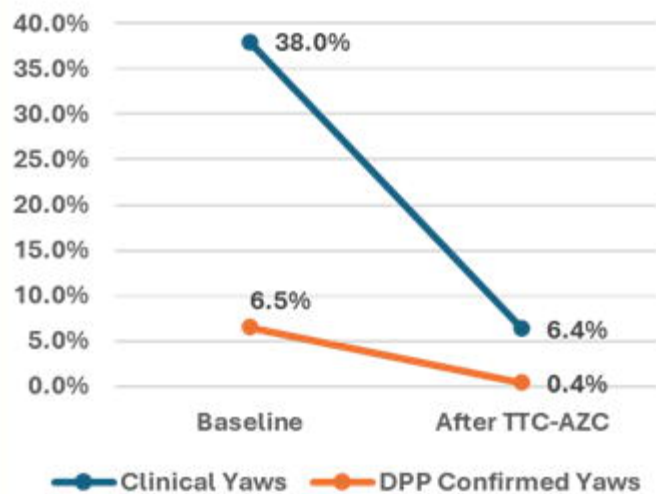


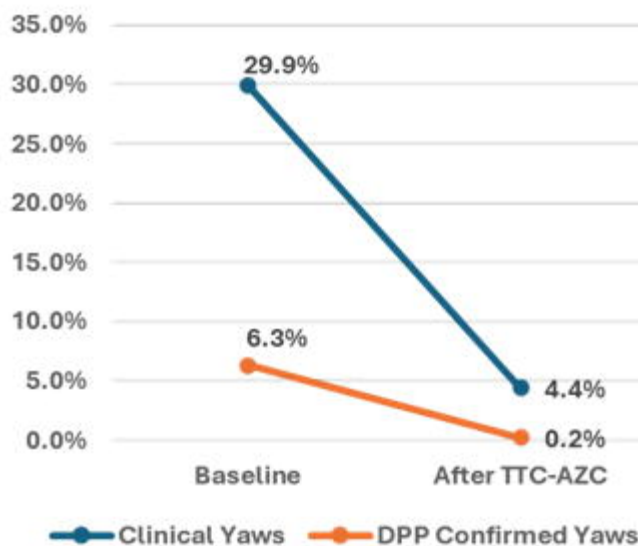
Fig. 4. Therapeutic coverages (TC) of the 2nd compared to that of the 1st round of TCT in Cameroon. The second round registered a coverage of 95.7%, which was 3 points over 92.9% obtained in the first round. In both rounds, the therapeutic coverages were above the 90% target recommended.

Trends in the prevalence of yaws before and after TCT-AZC

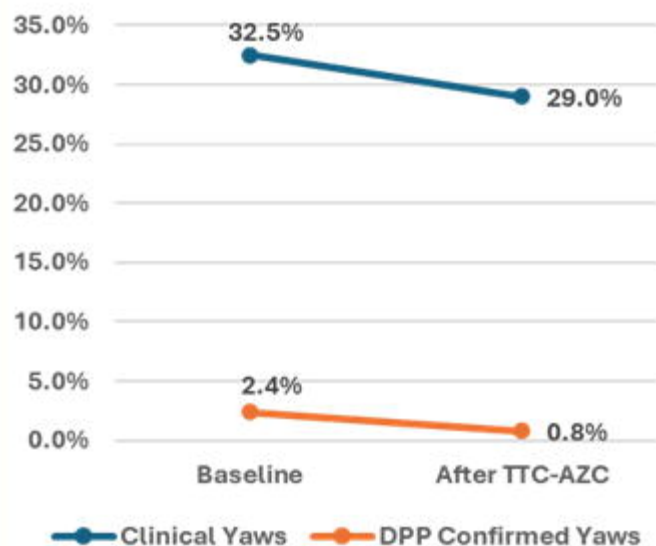
A. Overall for the 3 CEMAC countries



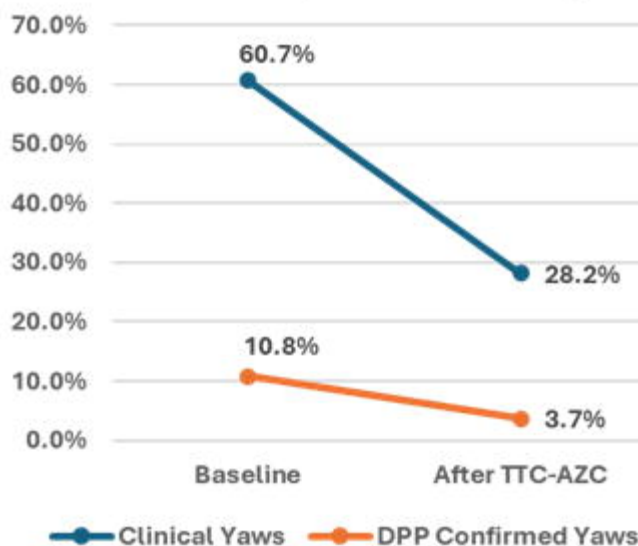
B. Cameroon



C. Central African Republic

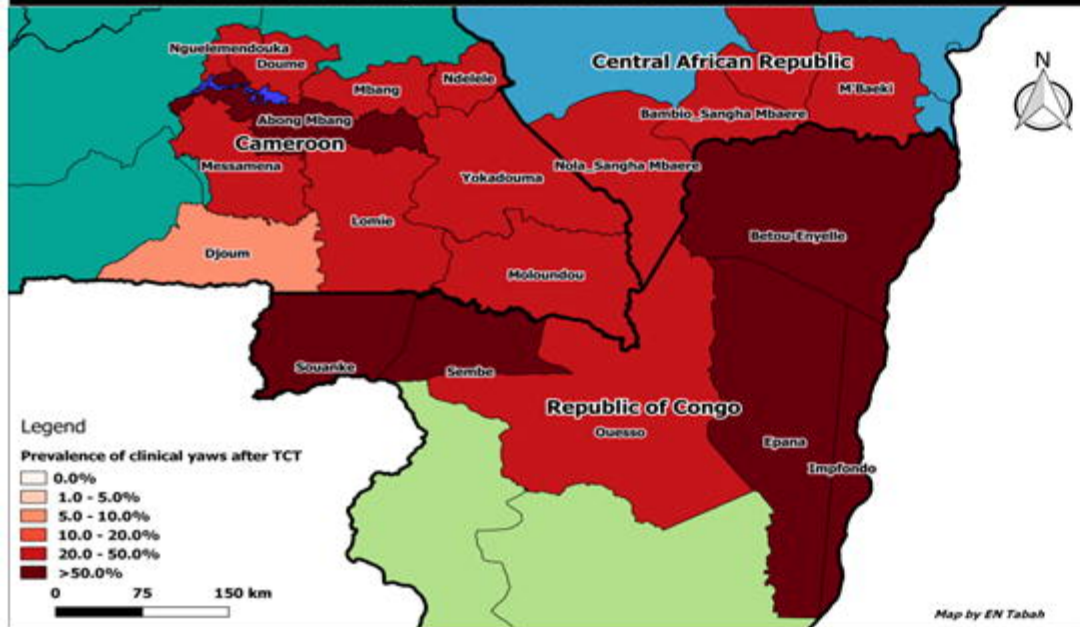


D. The Republic of Congo

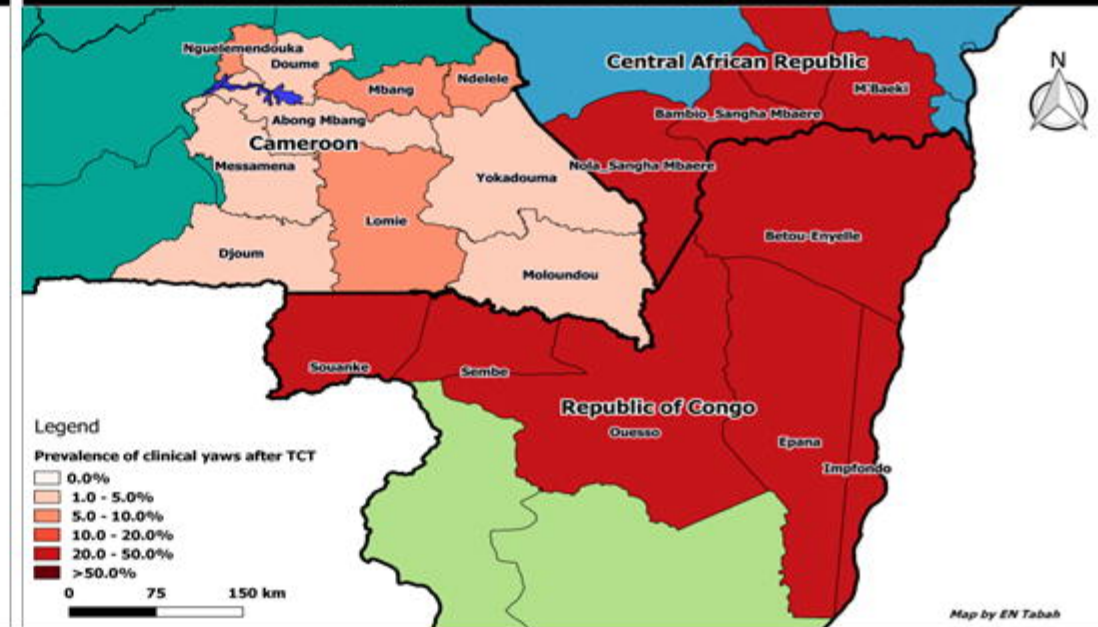


Map of evolution in prevalences of clinical and DPP confirmed yaws before and after TCT

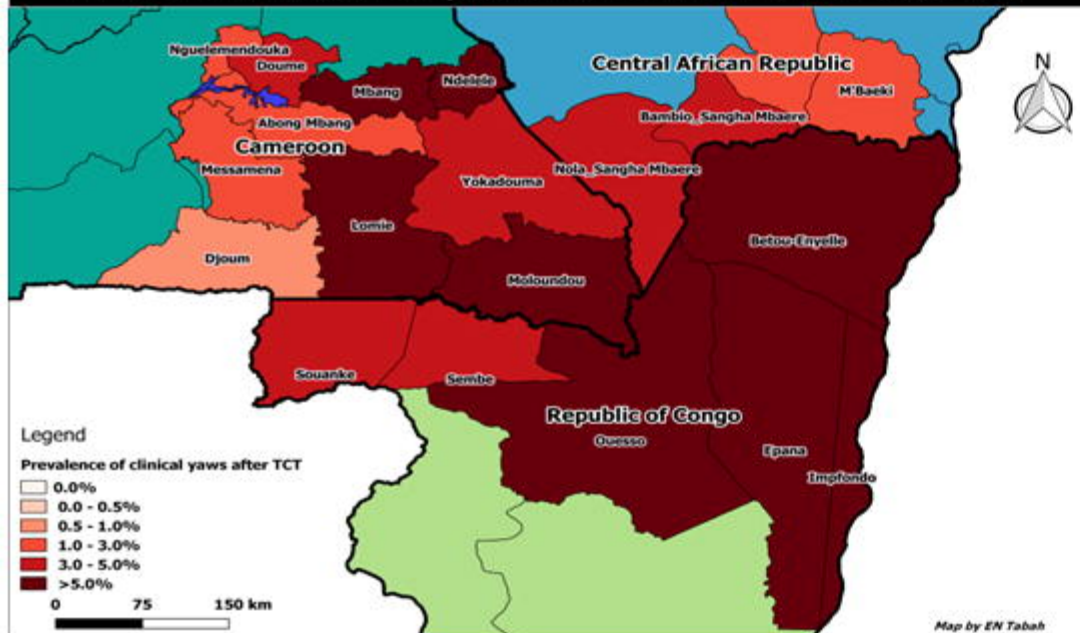
A: Prevalence of clinical yaws at baseline in districts of 3 CEMAC countries.



B: Prevalence of clinical yaws after TCT-AZC in districts of 3 CEMAC countries.



C: Prevalence of DPP confirmed yaws at baseline in districts of 3 CEMAC countries.



D: Prevalence of DPP confirmed yaws after TCT-AZC in districts of 3 CEMAC countries.

