

1 Evaluation of current practice of antimicrobial use and clinical outcome in the management of  
2 children with pneumonia admitted to Jimma Medical Center, Southwest Ethiopia: A prospective  
3 observational study

4 Abduba Wariyo Guyo<sup>1\*</sup>, Berhanu Teshome Derese<sup>2</sup>

5 1. Department of Pharmacy, Institute of Health, Bule Hora University, Bule Hora, Ethiopia.

6 2. Department of Pharmacy, College of Medicine and Health Science, Salale University, Salale,  
7 Ethiopia.

8 \* Corresponding author

9 E-mail address: [abduba.wariyo@bhu.edu.et](mailto:abduba.wariyo@bhu.edu.et) (AW)

10

11

12

13

14

15

16

17

18

19

20

21

22

23

## 24 **Abstract**

25 **Background:** Antimicrobial resistance is a global crisis that threatens to reverse a century of  
26 medical progress; threatening the effective prevention and treatment of common infectious  
27 diseases.

28 **Objectives:** To evaluate the current practices of antimicrobial utilization and clinical outcomes of  
29 children with pneumonia admitted to Jimma Medical Center, Ethiopia.

30 **Method:** A prospective observational study design was conducted on children admitted to the  
31 pediatric wards of Jimma Medical Center. The study was conducted from February 03, 2022, to  
32 June 03, 2022, and patients aged < 18 years and diagnosed with pneumonia were included. A chart  
33 review supplemented by a self-administered questionnaire was used to collect data. Descriptive  
34 statistics and binary logistic regressions were performed for data analyses.

35 **Results:** Among the total of 146 patients, 61.6% were male, and the mean age was 40.95 (+47.61)  
36 months. Microbiologically and radiologically examined patients were 47(32.19%) and 64 (43.8%),  
37 respectively. All the treatment approaches were found to be initiated empirically. Ceftriaxone was  
38 the most commonly prescribed antimicrobial. In-hospital mortality was 7.5%. Pre-admission  
39 antimicrobial use (AOR =3.87; 95% CI:1.34-11.16; P=0.012), antimicrobial change (AOR = 3.74;  
40 95% CI: 1.522-9.22; P=0.004), and hospital stay (> 10 days) (AOR = 6.00; 95% CI: 2.53-14.22;  
41 P=0.029) were all independent predictors of poor clinical outcome.

42 **Conclusion:** An empirically initiated antimicrobial was completed without sufficient evidence of  
43 indication, such as microbiological and radiographic findings. More than one-fourth of the patients  
44 treated for pneumonia experienced poor outcomes, implicating the need for more attention during  
45 treatment.

46 **Keywords:** Antimicrobial use, Current practice, Jimma Medical Center, Pneumonia.

## 47 **1. Introduction**

48 The discovery of antimicrobial agents is one of human history's most important medical  
49 advances to reduce disease and save billions of lives [1][2]. However, the successful use of  
50 antimicrobial agents is compromised by misuse [3][4][5], and the development of resistance in  
51 the past few years [5]. Antimicrobial resistance is a global crisis that threatens to reverse a  
52 century of medical progress; threatening the effective prevention and treatment of common  
53 infections, leading to increased morbidity and mortality, and associated economic costs due to  
54 the health care burden [6][7]. Reports indicate that there will be about 10 million AMR-related  
55 deaths every year until 2050, with the majority being in Africa and Asia [8].

56 Inappropriate antimicrobial use is a major driver of antimicrobial resistance (AMR). Earlier  
57 Studies conducted in pediatric wards in Ethiopian hospitals have shown inappropriate use of  
58 antimicrobials [9][10][11]. In these studies, one of the main reasons for inappropriate  
59 antimicrobial use was the management of pneumonia. Pneumonia is the leading cause of  
60 morbidity and mortality in Ethiopia, especially in the pediatric population, and its main factors  
61 lead to hospitalization and intensive use of antimicrobials [12].

62 In addition to the AMR, Inappropriate and indiscriminate use of antimicrobials leads to  
63 undesirable consequences, including severe illnesses, prolonged hospitalization, increased  
64 morbidity and mortality, increased *Clostridium difficile* and other hospital-acquired infections  
65 (HAIs), and increased healthcare expenses [6][13][14].

66 The Ministry of Health and its subordinates, in particular, the Ethiopian Food and Drug  
67 Administration (EFDA), have worked together to tackle antimicrobial resistance by developing  
68 national drug policies [16], developing standard treatment guidelines for the different healthcare  
69 establishments at different times [17], drug formulary, good prescription and dispensing manuals

70 [18] and different practical guides since the issuance of declaration 661 2009. All of these efforts  
71 are being made to tackle AMR by promoting rational antimicrobial use and protecting citizens  
72 [19]. However, the effective implementation of standards and most treatment guidelines remains  
73 unexplored. Therefore, this study attempted to evaluate antimicrobial use in current practice and  
74 clinical outcomes in the management of childhood pneumonia. Hence, this helps provide  
75 specific information for designing an appropriate intervention strategy that optimizes  
76 antimicrobial use and improves economic and patient outcomes. Ultimately, the findings may  
77 call for policymakers for effective drug regulation in Ethiopia.

## 78 **2. Material and Methods**

### 79 **2.1 Ethical Statement**

80 The proposal including Amharic and Oromic written assent, which was attached as an annex, was  
81 submitted to the School of Pharmacy, Jimma University Institutional Review Board for review  
82 and approval. The study was conducted after securing the letter of ethical approval (Ref. No.  
83 JUIRB016/14). A formal letter was written to Jimma Medical Center (Ref. No. 4/ት/07133/2014/  
84 and, the hospital medical director and head of the department of pediatric ward were informed  
85 about the purpose of the study to get permission and cooperation. Written informed from the  
86 patient's Parent or guardian was obtained after providing information regarding the purpose/nature  
87 of the study. Parents or guardians were told the reasons for their child being selected to be included  
88 in the study and assured that declining participation would not have any influence on the right of  
89 their child to get treatment. The parent or guardian was also told about the right to withdraw from  
90 the study at any time. The parent or guardian was assured of confidentiality (privacy and  
91 anonymity) of the information obtained during the study.

92

## 93 **2.2 Study Setting and Period**

94 The study was conducted from February 03, 2022, to June 03, 2022, in the pediatric ward of  
95 Jimma Medical Center (JMC), a teaching and referral hospital located in Jimma town, Oromia  
96 Region in southwestern Ethiopia, 352 km from the national capital, Addis Ababa. JMC provides  
97 services for approximately 15,000 inpatients, 160,000 outpatient attendants, and 11,000  
98 emergency cases per year. The hospital serves more than 20 million people coming to the  
99 hospital from the catchment area. It has different wards. The pediatric ward is among the wards  
100 that have different units such as level I, level II, neonatal unit, intensive care unit, and oncology  
101 unit.

## 102 **2.3 Study Design**

103 A hospital-based prospective observational study was conducted on children with pneumonia  
104 admitted to the pediatric ward of Jimma Medical Center.

## 105 **2.4 Participant Eligibility and Inclusion**

106 All pediatric patients admitted to the pediatric ward of the Jimma Medical Center with a  
107 diagnosis of pneumonia during the study period were screened for eligibility criteria. Patients  
108 aged less than or equal to 18 years admitted to the pediatric wards of Jimma Medical Center with  
109 a suspected or proven pneumonia diagnosis by physician decision on duty during the study  
110 period and Patients whose parents gave assent were included in the study. Patients who died  
111 before they started antimicrobial, transferred to other facilities and patient lost follow-up were  
112 excluded.

## 113 **2.5 Sample Size and Sampling Technique**

114 No sampling technique was applied; instead, all pediatric patients diagnosed with pneumonia  
115 who fulfilled illegibility criteria during the study period were recruited in the study. Accordingly,  
116 146 patients were followed and completed data collected.

## 117 **2.6 Data Collection Instrument and Quality Assurance**

118 The data collection instrument (data abstraction format and self-administered questionnaire) was  
119 developed by reviewing the literature on antimicrobial use, antimicrobial resistance, and  
120 antimicrobial stewardship program guidelines. Training was given to data collectors on the data  
121 collection procedure and research objectives. The principal investigator was regularly checking  
122 the consistency and completeness of the data and random checks were also being performed.

## 123 **2.7 Data Processing and Analysis**

124 Data was compiled, cleared, coded, and verified for completeness and accuracy before being  
125 included in Epi Data Manager version 4.6.2. Double-entry verification was performed and the  
126 data was analyzed using statistical software, SPSS version 25.0. Descriptive statistics (mean,  
127 frequency, and cross-tabulation) were used to describe the practice of antimicrobial use. The  
128 bivariate logistic regression was performed for clinical outcome and variables with p-values less  
129 than 0.25 with outcomes (poor outcome or good outcome) were taken into account for further  
130 analysis. Then, the independent predictors were identified by multivariate logistic regression  
131 analysis. All statistical tests were detailed; a P value of less than or equal to 0.05 was considered  
132 statistically significant.

133

134

135

136

137 **3. Results**

138 **3.1 Socio-demographic Data**

139 A total of 161 children admitted to the pediatric ward of JMC were diagnosed with pneumonia and  
140 began antimicrobial treatment for pneumonia during the study period. However, data for 15  
141 patients was not complete as a result of discharges against medical advice and some lost follow-  
142 up (Fig 1). Fig 1 Flow diagram showing enrollment of children with pneumonia at Jimma Medical  
143 Center, Jimma, Ethiopia, February 03 to June 03, 2022

144 According to this study, the mean age of participants was 40.95 (+47.61) months, with more than  
145 half (61.6%) of male children. most of the participants, 65 (44.5%), were in the age range less than  
146 11 months. The socio-demographic data is in Table 1.

147

148

149

150

151

152

153

154

155

156 Table 1. Socio-demographic characteristics of children with pneumonia at Jimma Medical  
 157 Center, Jimma, Ethiopia, February 03 to June 03, 2022.

Variable	Value	Frequency	%
Sex	Male	90	61.6
	Female	56	38.4
Age category (in months)	<=11	65	44.5
	12-35	22	15.1
	36-71	31	21.2
	>=72	28	19.2
Age, months	(Mean $\pm$ SD)	(40.95 $\pm$ 47.61)	
Weight, Kg	1-5.9	29	19.9
	6-10.9	59	40.4
	11-15.9	33	22.6
	>=16	25	17.1
Residence	Rural	129	88.4
	Urban	17	11.6
Type of admission	Direct Admission	11	7.5
	Referred from gov't institution	120	82.2
	Referred from private institute	15	10.3

158

### 159 3.2 Clinical Characteristics

160 More than three-quarters (76%) of patients had comorbidities alongside pneumonia. The two most  
 161 common reasons for admissions were malnutrition + pneumonia and pneumonia with frequencies  
 162 of 37(25.3%) and 35(23.9%). Malnutrition and cardiovascular disease were the most common  
 163 comorbidities in the study population, accounting for 52 (35.6%) and 30(20.5%), respectively  
 164 (Table 2).



165 Table 2. Pneumonia patients' admission diagnosis and their frequency at Jimma Medical Center,  
166 Jimma, Ethiopia, from February 03 to June 03, 2022.

<b>Admission diagnosis</b>	<b>N</b>	<b>Percent</b>
Malnutrition + Pneumonia	37	25.3
Respiratory and airway disease + Pneumonia	13	8.9
Cardiovascular disease + Pneumonia	22	13.7
Gastrointestinal disease + Pneumonia	12	8.2
Hematologic disease + pneumonia	2	1.4
Malnutrition	12	8.2
Pneumonia	35	23.9
Gastrointestinal diseases	2	1.4
Cardiovascular diseases	5	3.4
Malnutrition + Cardiovascular + Pneumonia	3	2
Neuromuscular disease + Pneumonia	4	2.7

167  
168 The majority of participants (89, 61%) of them were having Pre-admit antimicrobial use. More  
169 than three-quarters of patients (120, 82.2%), were diagnosed with community-acquired pneumonia  
170 and the majority (121,82.9%) of patients had severe pneumonia. Baseline clinical characteristics  
171 in Table 3.

172

173

174

175

176

177

178

179

180 Table 3. Baseline clinical characteristics of children with pneumonia at Jimma Medical Center,  
 181 Ethiopia, from February 03 to June 03, 2022.

Variable	Value	Frequency	%
<b>Temperature</b>	Febrile	74	50.7
	Afebrile	72	49.3
<b>Respiratory rate</b>	Fast	95	65.1
	Not fast	51	34.9
<b>Oxygen saturation</b>	>90%	74	50.7
	<90%	72	49.3
<b>Vaccination status</b>	Fully vaccinated	82	56.2
	Incomplete vaccinated	33	22.6
	Not vaccinated	31	21.2
<b>Nutritional status</b>	Normal	86	58.9
	Malnourished	60	41.1
<b>Type of pneumonia</b>	Community-acquired	120	82.2
	Hospital-acquired	11	7.5
	Aspiration-pneumonia	15	10.3
<b>Severity of pneumonia</b>	Severe pneumonia	121	82.9
	Non-Severe pneumonia	25	17.1
<b>Diagnostic method</b>	CBC	82	56.2
	Chest radiography	3	2
	CBC + Chest radiography	48	32.9
	CBC + Chest radiography + Chest CT	13	8.9
<b>Culture done</b>	No	99	67.8
	Yes	47	32.2
<b>Comorbid condition</b>	Yes	111	76
	No	35	24
<b>Comorbid condition</b>	Malnutrition	52	35.6
	Cardiovascular disorder	30	20.5
	Respiratory and airway diseases	13	8.9
	Gastrointestinal condition	14	9.5
	Neuromuscular disorder	4	2.7
	Hematologic condition	4	2.8
<b>Pre-admit antibiotic use</b>	Yes	89	61
	No	57	39
	=<5 days	64	43.8
<b>Hospital stay duration</b>	6-9 days	39	26.7
	=>10 days	43	29.5

182

### 183 3.3 Practice of microbiology studies

184 Among the 146 children diagnosed with pneumonia and hospitalized and given antimicrobials,  
185 microbiologic testing was performed only for 47(32.19%) children. Of the cultured microbiology  
186 samples, 16 (34.0%) were collected before the initiation of empiric antimicrobial therapy. The  
187 most common samples taken were pleural fluid, 24(16.4%), followed by blood, 11 (7.5%). The  
188 yield of microbiological culture was low in this study. Only thirteen bacterial species, which were  
189 designated as probable pathogens, were isolated from 28.2% (13/47) of the cultures (fig 2).

190 Figure 2. Identified organisms during the management of children with pneumonia at Jimma  
191 Medical Center, Jimma, Ethiopia, February 03 to June 03, 2022.

192 Fifteen treating physicians who do not order microbiologic studies wrote down their reasons why  
193 they didn't send them, and more than half said that they did not order them because " it is usual  
194 practice to treat childhood pneumonia based on clinical presentation" (Table 4).

195  
196 Table 4. Treating physicians' reasons for not considering microbiological studies for the  
197 management of pneumonia at Jimma Medical Center, Jimma, Ethiopia, February 3 to June 3, 2022.

Reason given by physicians	N (%)
The usual practice is to treat children pneumonia is based only on clinical (Signs and symptoms)	9(60.1)
Patient already started antimicrobial	2(13.3)
Culture result always negative and only radiologic information is sufficient to treat pneumonia in pediatrics	2(13.3)
It takes time waiting lab. Result	2(13.3)

198  
199 **3.4 Antimicrobial prescribing pattern and susceptibility**  
200 As shown in Figure 3, it can be observed that about 7 types of antimicrobials were used for the  
201 treatment of different types of pneumonia. Out of 146 patients, 95(65.1%) of the patients received

202 ceftriaxone, and it was the most commonly prescribed empiric antimicrobial agent for pneumonia.  
203 Regarding polypharmacy, the average number of antimicrobial prescriptions per patient was 1.68,  
204 which means that almost all of the patients were exposed to at least 2 antimicrobial agents  
205 regardless of the type of pneumonia.

206 Figure 3. The most commonly used empiric antimicrobials (percent) for the management of  
207 children with pneumonia at Jimma Medical Center, Jimma, Ethiopia, February 03 to June 03,  
208 2022

209 In this study, all the treatment approaches were found to be initiated empirical. All patients  
210 diagnosed with pneumonia got either an antimicrobial regimen alone or in a combination of two  
211 or more antimicrobials for all types of pneumonia. Among 146 patients diagnosed with pneumonia,  
212 it can be seen that 67 patients received single antimicrobial therapy and other patients received  
213 combinations of two or three antimicrobial therapies as initial antimicrobial regimens. Ceftriaxone  
214 was the most widely used monotherapy 58 (39%) and in combination with another antimicrobial  
215 37 (25.3%). The type of pneumonia, in terms of antimicrobial selection, varied among patients  
216 with similar diagnoses (table 5).

217

218

219

220

221

222

223 Table 2. Types of pneumonia and the initial antimicrobial regimens that patients received at Jimma  
224 Medical Center, Jimma, Ethiopia, February 03 to June 03, 2022

Antimicrobial used as first-line regimen	CAP	HAP	AP	Total
Ampicillin + gentamycin	24	-	-	24
Ceftriaxone	47	5	5	57
Ceftriaxone + Azithromycin	2	1	1	4
Ceftriaxone + Gentamycin	20	5	2	27
Ceftriaxone + Vancomycin	4	-	-	4
Ceftazidime + Vancomycin	9	-	4	13
C. penicillin	10	-	-	10
Ceftriaxone + Vancomycin + Metronidazole	2	-	1	3
Ceftazidime + Vancomycin + Metronidazole	2	-	2	4
Total	120	11	15	146

225  
226 It was assessed whether there was a change in the initial antimicrobial regimen or not during  
227 treatment, and it was found that there were 64(43.8%) first-time changes, and the most common  
228 reason associated with the changes was a poor response to the initial antimicrobials (fig 4).  
229 Figure 4. Reasons for change in initial antimicrobial regimen for the management of children with  
230 pneumonia at Jimma Medical Center, Jimma, Ethiopia, February 03 to June 03, 2022.

231 Out of a total of 47 microbiology tests done, only 13(28.2%) showed bacterial growth. The  
232 majority of the detected organisms were found to be resistant to the commonly prescribed Beta-  
233 lactam antimicrobials for the treatment of pneumonia based on the susceptibility data collected  
234 from the 13 culture-positive results (table 6).

235

236 Table 6. The list of identified pathogens and their susceptibility patterns to selected antimicrobial  
 237 in the management of children with pneumonia at Jimma Medical Center, Ethiopia, from February  
 238 03 to June 03, 2022.

	Coagulase-negative streptococcus (n=1)	Streptococcus agalatae (n=1)	K. pneumonia (n=2)	Pseudomonas Spp. (n=2)	S. aureus (n=2)	LF-Enterobacteriaceae (n= 1)	Salmonella group A (N=1)	Proteus mirabilis (n=1)	Streptococcus Pneumonia (n=2)
Amoxicillin	-	-	R	R	-	-	R	R	R
Ampicillin	-	S	R	R	-	-	R	R	R
C. penicillin	-	S	-	-	-	-	-	-	-
Gentamycin	-	-	R	S	R	S	S	-	-
Azithromycin	-	-	-	-	R	-	-	-	-
Ceftriaxone	-	-	R	R	R	-	R	-	R
ceftazidime	-	-	-	-	-	-	R	R	R
vancomycin	R	-	-	-	S	-	-	-	S
CAF	S	-	S	S	S	-	S	S	S
Oxacillin	R	-	-	-	S	-	-	-	R
Erythromycin	-	R	-	-	R	-	-	-	R
Meropenem	-	-	S	-	S	S	-	-	-
TTC	-	R	-	R	R	S	-	-	-
Cefazoline			R		R				R
Cotrimoxazole	-	-	-	R	S	S	S	-	-
P/T	-	-	S	R	-	S	-	S	S
Cefotaxime	-	-	-		-	-	S	-	-
Imipenem	-	-	S	S	-	-	S	-	S

239 P/T= Piperacillin/tazobactam, TTC= Tetracycline, CAF= Chloramphenicol, R=Resistant,  
 240 S=Susceptible

241 The appropriateness or adequacy of the initial antimicrobial regimens is described in light of the  
 242 identified microorganisms (table 7).

243

244 Table 7. Organisms isolated, susceptibility data, and initial antimicrobial therapy to demonstrate  
 245 adequacy and appropriateness at Jimma Medical Center, Ethiopia, from February 03 to June 03,  
 246 2022.

Identified organism	Susceptible to	Initial antimicrobial regimen given	Appropriateness/ Adequacy (Yes/No)
Streptococcus pneumonia	Vancomycin, Imipenem	Ceftriaxone	No
	piperacillin/tazobactam, chloramphenicol	Ampicillin and Gentamycin	No
Klebsiella pneumonia	Meropenem, Chloramphenicol	Ceftriaxone	No
	Piperacillin/tazobactam, Imipenem,	Ceftriaxone	No
Pseudomonas spp.	Ceftazidime, Cefuroxime, Imipenem, P/T, CAF, Gentamycin	Ceftriaxone and Gentamycin	No/Yes
	Meropenem, Chloramphenicol, P/T	Ceftazidime and Vancomycin	-
Staphylococcus aureus	Oxacillin, Gentamycin, CAF, TTC, ciprofloxacin, Clindamycin, Cotrimoxazole, Erythromycin	Ampicillin and Gentamycin	Yes
	Oxacillin, Penicillin, Gentamycin, Ciprofloxacin	Crystalline penicillin	Yes
LF-Enterobacteriaceae	Cotrimoxazole, P/T, TTC, Meropenem	Ceftriaxone	No
Coagulase-negative staphylococcus	Chloramphenicol	Ceftriaxone and vancomycin	-/No
Streptococcus agalatae	Ampicillin, penicillin	Ampicillin and Gentamycin	Yes/-
Salmonella group A	Cotrimoxazole, Gentamycin, Cefotaxime, Imipenem, CAF	Ceftriaxone and Gentamycin	No/Yes
proteus miribilis	P/T, CAF	Ceftriaxone	No

247 P/T= Piperacillin/tazobactam, CAF= Chloramphenicol, TTC= Tetracycline

248 The most common prescribing physicians were residents (12, 63.2%), medical interns (5, 26.3%),  
 249 and specialists (2, 10.5%). The guidelines/protocol used for prescribing antimicrobials for the  
 250 management of children with pneumonia were treating physician asked and the most common  
 251 guideline to prescribe antimicrobials was reference eBooks for 13(68.4%), international guidelines  
 252 (IDSA/BTS) 4 (21.1%), and WHO guideline 2(10.5%). The prescribing physicians were asked  
 253 whether they consulted a clinical pharmacist in the selection of appropriate antimicrobials and

254 their response was no. The reasons for not consulting were also asked, and all of them wrote down  
255 their reasons for not consulting a clinical pharmacist in the management of pneumonia, and the  
256 commonest reasons were summarized as follows: The most common reasons were: unavailability  
257 of clinical pharmacists in the wards (12, 63.1%), no assigned clinical pharmacist (5, 26.3%), and  
258 no need to consult a clinical pharmacist (2, 10.5%).

### 259 **3.5 Switching from Intravenous to Oral Therapy**

260 Patients' eligibility for IV to PO conversion was assessed, and it was found that 32 patients were  
261 eligible for conversion; Only 3 were transferred, and the rest continued to receive intravenous IV  
262 antimicrobial. All of the physicians treating the patients during the study period were asked about  
263 the practice of IV to PO conversion, and the response was no. Almost all of them wrote down their  
264 reasons for not practicing IV to PO conversion in the datasheet, and the most typical reason was  
265 "conversion only made on at discharge" 7(36.8%) (table 8).

266 Table 8. Reasons for not practicing IV to PO conversion in the management of children with  
267 pneumonia at Jimma Medical Center, Jimma, Ethiopia, February 03 to June 03, 2022

Reason given by physician	N (%)
Conversion only made at discharge	7(36.8)
The usual practice is to treat admitted children with IV antimicrobial	5(26.3)
It is better to complete it with an intravenous	4(21.1)
Other	3(15.7)

### 268 **3.6 Clinical outcome**

269 All the patients were followed starting from the initiation of antimicrobial therapy till a clinical  
270 outcome was achieved and antimicrobial therapy was discontinued. The patient's clinical outcome  
271 was observed immediately after the end of treatment, and the physicians who followed the patient  
272 were asked about their clinical status following antimicrobial treatment. Accordingly, the observed



273 outcomes were: clinical cure 95(65.1%) and complications 40(27.3%). The total in hospital  
274 mortality was 11 (7.5%). The results, especially the clinical cured, have not been confirmed by an  
275 independent physician and may be biased towards respondents (table 9).

276 Table 9. The type of pneumonia and clinical outcomes of children with pneumonia at Jimma  
277 Medical Center from February 03 to June 03, 2022.

Type of pneumonia	Outcome status		Total
	Good outcome	Poor outcome	
Community-acquired	82	36	118
Hospital-acquired	6	5	11
Aspiration-pneumonia	7	10	17
Total	95	51	146

278

### 279 **3.7 Predictors of Poor Outcome in Children with Pneumonia**

280 Initially, the clinical outcome was categorized into good outcomes (clinical cured and improved  
281 patients) and poor outcomes (death and complicated patients) because a logistic regression model  
282 requires the dependent variable to be expressed dichotomously. With a Multivariate logistic  
283 regression analysis was used to evaluate independent predictors of poor outcomes. Accordingly,  
284 it was discovered that patients who had the following three characteristics were found to be more  
285 likely to have a poor outcome: pre-admit antimicrobial use (P=0.012, AOR 3.87(1.34-11.16)),  
286 patients with hospital stay above 10 days (P=0.029, AOR 3.49(1.13- 10.72)), patients whose  
287 antimicrobial regimen changed (P=0.004, AOR 3.74(1.52-9.22.4)), patients with comorbidities  
288 (P=0.012, AOR 5.00(1.42-17.59)) (Table 10).

289

290

291 Table 10. Univariate and multivariate logistic regression analysis of factors associated with poor outcome among  
 292 children with pneumonia who received antimicrobial therapy at Jimma Medical Center, Jimma, Ethiopia, from  
 293 February 03 to June 03, 2022.

Variables		Clinical outcome		COR (95% CI)	P-value	AOR (95% CI)	P-value
		Good	Poor				
Sex	Male	57(63.3)	33(36.7)	1.222(0.603-2.476)	0.577		
	Female	38(67.9)	18(32.1)		1		
Age category (in months)	<= 11	40(61.5)	25(38.5)		1		1
	12-35	13(59.1)	9(40.9)	1.108(0.413-2.969)	0.839	0.920(0.311-02.724)	0.880
	36-71	21(67.7)	10(32.3)	0.762(0.309-1.881)	0.302	0.595(0.222-1.594)	0.555
	>=72	24(85.7)	4(14.3)	0.267(0.083-0.860)	0.027	0.337(0.097-1.175)	0.088
Weight (Kg)	1-5.9	19(65.5)	10(35.5)	1.353(0.424-4.323)	0.610		
	6-10.9	35(59.3)	24(40.7)	1.763(0.638-4.870)	0.274		
	11-15.9	23(60.7)	10(30.3)	1.118(0.355-3.517)	0.849		
	>=16	18(72)	7(28)		1		
Residence	Rural	85(65.9)	44(34.1)	0.739(0.263-2.076)	0.567		
	Urban	10(58.8)	7(41.2)		1		
Admission type	Direct admission	6(54.5)	5(45.5)		1		
	Transferred from gov't institution	79(65.8)	41(34.2)	0.623(0.179-2.164)	0.456		
	Transferred from private institution	10(66.7)	5(33.3)	0.600(0.121-2.973)	0.532		
Temperature	Febrile	39(52.7)	35(47.3)	3.141(1.53-6.446)	0.003	3.878(0.413-30.250)	0.233
	afebrile	56(77.7)	16(22.3)		1		1
Respiratory Rate	Fast	55(57.9)	40(42.1)	2.645(1.210-5.779)	0.015	1.503(0.633-3.564)	0.356
	Not fast	40(78.4)	11(21.6)		1		1
Oxygen saturation	<90%	52(70.3)	22(29.7)		1		1
	>90%	43(59.7)	29(40.3)	1.594(0.803-3.165)	0.183	1.149(0.506-2.609)	0.741
Vaccination status	Full vaccinated	47(57.3)	35(42.7)		1		
	Partially vaccinated	22(66.7)	11(33.3)	1.429(0.540-3.783)	0.472		
	Not vaccinated	26(83.9)	5(16.1)	1.072(0.374-3.070)	0.897		
Nutritional status	Normal	66(70.2)	28(29.8)		1		
	Malnourished	29(55.8)	23(44.2)	1.869(0.925-3.770)	0.081	3.247(0.785-13.245)	0.104
Type of pneumonia	Community acquired	82(69.5)	36(30.5)		1		1
	Hospital-acquired	6(54.5)	5(45.5)	1.898(0.544-6.624)	0.315	1.745(0.050-11.054)	0.830
	Aspiration-pneumonia	7(41.2)	10(58.8)	3.254(1.147-9.228)	0.027	2.051(1.045-94.525)	0.713
Severity of pneumonia	Severe pneumonia	80(66.1)	41(33.9)	1.769(0.318-1.861)	0.560		
	Non-Severe pneumonia	15(60)	10(40)		1		
Diagnostic method	CBC	54(65.9)	28(34.1)		1		1
	Chest radiography	3(100)	0	.000(0.000-)	0.999	0.000(.000-)	0.999

	CBC + Chest radiography	32(66.7)	16(33.3)	0.964(0.454-2.050)	0.925	1.087(0.431-2.742)	0.860
	CBC + Chest radiography + Chest CT	6(46.2)	7(53.8)	2.250(0.690-7.338)	0.179	1.126(0.211-6.001)	0.890
Culture done	No	60(60.6)	39(39.4)		1		1
	Yes	35(74.5)	12(25.5)	1.896(0.878-4.093)	0.103	1.264(0.529-3.017)	0.598
Co-morbidities	Yes	64(57.7)	47(27.8)	5.691(1.881-17.22)	0.002	5.004(1.423-17.594)	<b>0.012</b>
	No	17(4.7)	21(55.3)		1		1
Pre-admit antibiotic use	Yes	44(49.4)	45(50.6)	8.693(3.387-22.31)	0.000	3.870(1.342-11.16)	<b>0.012</b>
	No	51(89.5)	6(10.5)		1		1
Antimicrobial regimen changed	Yes	29(45.5)	35(54.7)	4.978(2.387-10.38)	0.000	3.746(1.522-9.222)	<b>0.004</b>
	No	66(80.5)	16(19.5)		1		1
Duration of hospital stay	<=5	51(79.9)	13(20.3)		1		1
	6-9 days	27(69.2)	12(30.8)	2.7444(1.700-4.34)	0.002	1.585(1.728-12.233)	0.047
	>=10 days	17(39.5)	26(60.5)	6.000(2.532-14.22)	0.000	3.492(1.138-10.72)	<b>0.029</b>

294

295

#### 296 4. Discussion

297 Appropriate antimicrobial utilization is critical for antimicrobial resistance containment as well as  
 298 good clinical and economic outcomes [14]. However, inappropriate uses of antimicrobials have a  
 299 devastating effect on patients as well as the general population. The present study is one of the few  
 300 from Ethiopia to assess practice on the use of antimicrobials to treat pneumonia in hospitalized  
 301 children. Childhood pneumonia was selected because it is one of the most common infectious  
 302 diseases in Jimma Medical Center.

303 The findings show that most children were treated without evidence of microbiological data. This  
 304 result also showed the attending physician's opinion on the use of microbiological studies, that  
 305 more than three-quarters 15(78.9%) of the physicians hesitate to send culture and sensitivity tests.  
 306 Recommendations from published guidelines for managing children with pneumonia recommend  
 307 starting treatment with broad-spectrum antibiotics, but this should be accompanied by proper de-  
 308 escalation based on culture results [20]. Published guidelines also recommend microbiological  
 309 testing in the event of failure of oral or primary antimicrobial therapy in the treatment of children

310 with pneumonia. This was the case for most study participants (83, 56.8%) in the current study.  
311 However, microbiological studies were performed on only 47(32.19%) patients. This result was  
312 lower than reports from Indonesia (43.5%) and Italy (98%) that had microbiological cultures  
313 obtained during hospitalization, respectively [21][22]. There are many possible causes for this.  
314 This may be a result of the poor attention of physicians to the microbiological data. As most  
315 physicians have stated, it is sufficient to treat children with pneumonia based on clinical  
316 information. Also, a loss of trust in achieving a positive culture result. This may also be because  
317 the laboratory may not be equipped with rapid diagnostic kits.

318  
319 In the current study, all treatment approaches were found to be empirically initiated. Empiric  
320 antimicrobial therapy is generally categorized as appropriate (adequate) or inappropriate  
321 (inadequate) based on microbiological culture and susceptibility findings. An empirical treatment  
322 regimen is considered appropriate if the identified microorganism is sensitive to at least one of the  
323 prescribed antimicrobial agents [2]. Studies have shown that appropriate empiric antimicrobial  
324 therapy has been associated with decreased mortality in patients with many different types of  
325 infection. However, the lack of cultural and susceptibility data has devastating consequences for  
326 both patient and economic perspectives [23]. However, in this study, only five out of thirteen  
327 (38.4%) patients who received empiric antimicrobial regimens were seen to have culture results  
328 with appropriate coverage. This finding was higher than reports from Japan and Indonesia, which  
329 were (17%) and (15.7%) [24][21]. This might be due to the higher prevalence of pneumonia or the  
330 difficulty of differentiating between bacterial and viral infections in our study.

331 In this study, out of the 208 prescriptions, 129(88.4%) of the prescriptions were third generation  
332 cephalosporin. In addition, empirically, about 6.4% of patients received vancomycin. This result

333 also showed most treating physician opinions in the preference of broad-spectrum antimicrobials  
334 over narrow-spectrum during initiating treatment for pneumonia 14(73.6%). This finding was in  
335 contrast with a report from Nepal in which ampicillin was the most common (70%) and broad-  
336 spectrum antibiotics such as linezolid, vancomycin, and meropenem were used in less than 1% of  
337 patients [25]. However, the result was in line with reports from Nekemte Referral Hospital (60%)  
338 that have shown the use of third-generation cephalosporins as the first-line treatment of children  
339 with pneumonia, respectively [26]. It was seen that several factors influenced antimicrobial  
340 selection. On the one hand, this was due to the lack of a standardized hospital-specific treatment  
341 guideline, which allowed prescribing physicians to use whatever antimicrobial agent they wanted.  
342 On the other hand, regardless of the type of pneumonia, the majority of study participants received  
343 broad-spectrum antibiotics like cephalosporin alone or in combination with other antibiotics during  
344 pre-hospital admission, which may influence physician antimicrobial selection. This may be due  
345 to the limited attitude of most treating physicians to the preference of a narrow spectrum; since  
346 patients already took antimicrobial prehospital, it's enough reason to broaden the spectrum of  
347 antimicrobial regimens without proper consideration of patient details. On the other hand, it is due  
348 to the frequent stockouts of most of the antimicrobials in the hospital, and this led the treating  
349 physician to prescribe the available antimicrobial agents.

350

351 In the current study, 89 (60.9%) of the 146 patients received antibiotics after failing first-line  
352 antimicrobial therapy. Many studies have shown that prior antimicrobial drug exposure is  
353 associated with colonization and infection by resistant pathogens [27]. However, consideration of  
354 previous exposure before initiation of empiric antimicrobial treatment is not generally observed in  
355 this study, as evidenced by patients who were prescribed a similar antimicrobial receiving more

356 than 72 hours of pre-admit therapy. This could be due to a lack of awareness of antimicrobial  
357 resistance and/or poor attention to this global and concerning issue. A study on inadequate  
358 antimicrobial treatment has shown that in-appropriateness of the empirical antimicrobial regimen  
359 was significantly associated with a higher mortality rate [28]. However, it was very difficult to  
360 evaluate the appropriateness of the rest of the patients' antimicrobial therapy in this regard.

361  
362 In the current study, many clinically stable and unstable patients (complicated cases) treated with  
363 broad-spectrum antimicrobial combinations completed a full-course initiated treatment.  
364 Antimicrobial de-escalation is a strategy for proper use of antimicrobial to balance empirical use  
365 and reduce the development of resistance. To that effect, antimicrobial use practices at JMC are  
366 increasing at an alarming rate and require coordinated immediate intervention. Therefore, unless  
367 continuous delivery of antimicrobial is an issue, proper strategies and balances should be  
368 maintained in the selection of empirical antimicrobial to minimize their overuse and/or  
369 unnecessary use.

370 The present study evaluated patient eligibility for IV to PO conversion using predefined criteria  
371 adopted from the SHEA guidelines [18]. Therefore, it was found that 32 patients were eligible for  
372 conversion. However, only three patients were transferred and the rest continued to receive IV  
373 antimicrobials. This may be due to a limited attitude to the benefits of switching from IV to PO by  
374 the treating physician. This was reflected in the answers to the question about the very limited  
375 practice of converting IV to PO. About 37% of treating physicians reported switching at discharge  
376 and IV administration antimicrobial in inpatients is a common practice (26.3%). Similar was  
377 demonstrated in a study in TASH, in which 82 (41.8%) of the treating physicians said that  
378 administration of IV antimicrobials for hospitalized patients is a usual practice in this hospital and

379 conversion is only made at the time of discharge, and about 10 (5.1%) of the treating physicians  
380 also said IV is more effective than PO antimicrobials [29].

381 The current study also evaluated the guidelines used by treating physicians to prescribe  
382 antimicrobial for the management of children with pneumonia. Most physicians' responses showed  
383 that they are using international guidelines and eBooks to treat children with pneumonia. No use  
384 of local guidelines was observed in this study. The reason behind this might be that the local  
385 standard treatment guidelines were not prepared taking into consideration tertiary care hospitals.  
386 It is also known that the guidelines were developed without actual local antibiogram data. This  
387 suggests that clinicians relied primarily on eBooks and international guidelines. Different  
388 guidelines and books have been published at different times, and their recommendations are often  
389 not the same [14]. This concept is also demonstrated in the guide to good prescribing, which was  
390 prepared by WHO [7]. This has diversified the use of antimicrobial in the treatment of patients  
391 diagnosed with similar pneumonia. The referenced eBooks and international guidelines are  
392 primarily based on national antimicrobial resistance patterns and are mostly for educational  
393 purposes. In addition, these eBooks and guidelines recommend having facility-specific guidelines  
394 based on the drug susceptibility of your own facility [2]. Several studies and published guidelines  
395 describe how the use of different strategies has been found helpful for more appropriate and cost-  
396 effective use of antimicrobial in hospitals. Such strategies include education, guidelines, and  
397 clinical pathways, antimicrobial order forms, de-escalation of therapy, intravenous-to-oral switch  
398 therapy, and dose optimization, common infection-based interventions such as community-  
399 acquired pneumonia [14][7][22].

400 In the current study, good or poor clinical outcome was the primary end point. Therefore, the  
401 observed finding is in-hospital mortality (11, 7.5 %). In addition, even though two or more

402 combinations of antimicrobial were given for more than 10 days (43, 29.4%), patients were  
403 complicated (no improvement). This finding is higher than both results from the Nekemte Referral  
404 Hospital, Ethiopia, in which poor treatment was observed in 30.6% of pediatric patients [26] and  
405 from TASH, in which 7.7% of patients had poor treatment outcomes [29]. The findings of the  
406 present study suggest that the quality of care of patients with infectious diseases was minimal at  
407 JMC as compared to the previous study settings. Absence of a sufficient number of infectious  
408 diseases specialists, hospital specific antimicrobial treatment protocols, continuous supply of  
409 antimicrobials, and better microbiological laboratory services indicates poor quality care. This  
410 could also be due to a high proportion of comorbidities, such as cardiovascular disease and  
411 malnutrition, which can lead to a poor prognosis.

412 Identifying predictors for poor outcome was a critical strategy during infectious disease  
413 management in order to provide specialized care based on the number of risk factors associated  
414 with the patients. Hence, this study tried to assess the possible predictors of poor outcome in  
415 patients with pneumonia. Accordingly, around three predictors were identified, and these risk  
416 factors are in line with different studies done across the globe.

417 In this study, a history of antimicrobial use pre-admission ( $p = 0.012$ ) was one of the predictors of  
418 poor clinical outcome. Patients who were exposed to antimicrobial prior to admission had 3.8 times  
419 worse outcomes than those who were not. This is because patients coming to JMC are referred  
420 from different lower health facilities and other hospitals according to the country's referral  
421 structure or system. This can lead to colonization and subsequent infection by resistant bacteria  
422 [10]. As a result, clinicians caring for these patients should take their recent antimicrobial  
423 experience into account and balance empiric antimicrobial regimens for suspected infection until  
424 microbiological studies are completed.



425 In this study, initial antimicrobial regimen changed were associated with an increased incidence  
426 of poor outcomes compared to those who completed their entire course of therapy with the initial  
427 antimicrobial regimen. This may also be due to the patient's antimicrobial changed being affected  
428 by resistant organisms to prescribed antimicrobials. Therefore, this factors that patient who had  
429 antimicrobial changed could have contributed to the poor outcomes as the difference was  
430 significant on multivariate logistic regression ( $p=0.004$ ).

431 In the current study, another factor found to have a statistically significant association with poor  
432 outcomes was hospital stay duration. Hospital stay duration above ten ( $p = 0.029$ ) were a negative  
433 predictor of clinical outcome in the management of pneumonia. Patients with increased hospital  
434 days above 10 days were about 3.4 times more likely to have a poor treatment outcome compared  
435 with patients who stay  $\leq 5$  days (AOR =3.49, 95% CI:2.2–143.1). Similar results were found in a  
436 TASH study, where patients who stayed 8 days were approximately 14.3 times more likely to have  
437 a poor treatment outcome than patients who stayed 3 days (AOR = 14.3, 95% CI: 1.35-151.1) [29].

#### 438 **Limitation of study**

439 Our study is not without limitations and should be interpreted with caution. To mention, this study  
440 was conducted at a single hospital, and the follow-up was also limited to the patient's hospital stay.

#### 441 **Conclusion**

442 Empirical initiation of antimicrobial was seen completed without sufficient evidence of indication  
443 and microbiological and radiographic findings. More than one-fourth of the patients treated for  
444 pneumonia experienced poor outcomes, implicating the need for more attention during treatment.  
445 Generally, to improve appropriate antimicrobial use and patient clinical outcomes, the hospital  
446 needs a concerted effort from all concerned bodies and needs to establish a functional antimicrobial  
447 stewardship program as soon as possible

448 **Acknowledgements**

449 We want to sincerely thank the study participants and their families/carers, who volunteered their  
450 time and all necessary information. We also would like to thank the data collectors and the  
451 pediatric wards staff of Jimma Medical Center for their cooperation and providing the requested  
452 information during the data collection period.

453

454

455

456

457

458

459

460

461

462

463

464

465

466

467

468

469

470

471 **REFERENCES**

- 472 [1] Zaman S Bin, Hussain MA, Nye R, Mehta V, Taib K. A Review on Antibiotic  
473 Resistance : Alarm Bells are Ringing Origin of antibiotic resistance. *cureus*. 2017;9(6):2–9.
- 474 [2] Centers for Disease Control and Prevention. Antibiotic resistance threats in the united  
475 states. Atlanta, GA: U.S. Department of Health and Human Services. US Centers Dis Control  
476 Prev. 2019;1–54.
- 477 [3] Pulia MS, Sharp B. Antimicrobial stewardship in the managemement of seps. *Emerg Med*  
478 *Clin N Am*. 2017;35(1):199–217. Available from: <http://dx.doi.org/10.1016/j.emc.2016.09.007>
- 479 [4] Phuong NTK, Hoang TT, Van PH, Tu L, Graham SM, Marais BJ. Encouraging rational  
480 antibiotic use in childhood pneumonia : a focus on Vietnam and the Western Pacific Region.  
481 *Biomed central*. 2017;1–9.
- 482 [5] Malik B, Bhattacharyya S. Antibiotic drug-resistance as a complex system driven by  
483 socio- economic growth and antibiotic misuse. *Antimicrob Resist Infect Control*. 2019;1–12.
- 484 [6] Centers for Disease Control and Prevention. CDC’s Antibiotic Resistance Threats Report.  
485 US Dep Heal Hum Serv. 2019;1–113.
- 486 [7] Majumder MAA, Rahman S, Cohall D, Bharatha A, Singh K, Haque M, et al.  
487 Antimicrobial stewardship: Fighting antimicrobial resistance and protecting global public health.  
488 *Infect Drug Resist*. 2020;13:4713–38.
- 489 [8] Miao R, Wan C, Wang Z, Zhu Y, Zhao Y, Zhang L, et al. Inappropriate antibiotic  
490 prescriptions among pediatric inpatients in different type hospitals. *Medicine (Baltimore)*.  
491 2020;99(2):1–5.
- 492 [9] Kebede HK, Gesesew HA, Woldehaimanot TE, Goro KK. Antimicrobial use in  
493 paediatric patients in a teaching hospital in Ethiopia. *PLoS One*. 2017;12(3):4–11.

- 494 [10] Achalu TS, Yimam B, Kebede TM. Antibiotics Utilization Pattern in Pediatric Ward: The  
495 Case from Tertiary Teaching Hospital, South West Ethiopia. *Int J Adv Multidiscip Res.*  
496 2015;2(9):54–61.
- 497 [11] EFMHACA. A Practical Guide to Antimicrobial Stewardship Program in Ethiopian  
498 Hospitals. 2018.
- 499 [12] Worku B, Bekele A. Assessment of Treatment Outcomes and Associated Factors of  
500 Pneumonia among Hospitalized Pediatric Patients at Pediatric Ward in Jimma University  
501 Medical Center. *Acta Sci Pharm Sci.* 2020;4(10):79–90.
- 502 [13] Woolhouse M, Waugh C, Perry MR, Nair H. Global disease burden due to antibiotic  
503 resistance – state of the evidence. *jogh.* 2016;6(1):1–5.
- 504 [14] Majumder MAA, Rahman S, Cohall D, Bharatha A, Singh K, Haque M, et al.  
505 Antimicrobial stewardship: Fighting antimicrobial resistance and protecting global public health.  
506 *Infect Drug Resist.* 2020;13:4713–38.
- 507 [15] Kadri SS. Key Takeaways From the U.S. CDC’s 2019 Antibiotic Resistance Threats  
508 Report for Frontline Providers. *Crit Care Med.* 2020;8(7):939–45.
- 509 [16] Ethiopian Federal Ministry of Health. National health policy of the transitional  
510 government of Ethiopia. 1993.
- 511 [17] Ethiopian Federal Ministry of Health. Standard treatment guideline for general hospitals  
512 in Ethiopia. 2021. fourth edition.
- 513 [18] EFMHACA. A Practical Guide to Antimicrobial Stewardship Program in Ethiopian  
514 Hospitals. 2018.

- 515 [19] Harbarth S, Kahlmeter G, Kluytmans J, Mendelson M, Hospital GS, Town C, et al.  
516 Global priority list of antibiotic-resistant bacteria to guide research, discovery, and development  
517 of new antibiotics. *PLoS One*. 2017;10(4):1–11.
- 518 [20] World Health Organization. *Pocket Book of Hospital Care for children*. 2013. second  
519 edition (p-65 & 75).
- 520 [21] Yusuf, Murni IK, Setyati A. Irrational use of antibiotics and clinical outcomes in children  
521 with pneumonia. *Paediatr Indones*. 2017;57(4):211–5.
- 522 [22] Donà D, Barbieri E, Daverio M, Lundin R, Giaquinto C, Zaoutis T, et al. Implementation  
523 and impact of pediatric antimicrobial stewardship programs : a systematic scoping review.  
524 *Antimicrob Resist Infect Control*. 2018;7(82):1–12.
- 525 [23] Miao R, Wan C, Wang Z, Zhu Y, Zhao Y, Zhang L, et al. Inappropriate antibiotic  
526 prescriptions among pediatric inpatients in different type hospitals. *Medicine (Baltimore)*.  
527 2020;99(2):1–5.
- 528 [24] Ito A, Ishida T, Tokumasu H, Washio Y, Yamazaki A, Ito Y. Prognostic factors in  
529 hospitalized community-acquired pneumonia : a retrospective study of a prospective  
530 observational cohort. *BMC Pulm Med*. 2017;17(78):1–10.
- 531 [25] Pokhrel B, Koirala T, Gautam D, Kumar A, Camara BS, Saw S, et al. Antibiotic Use and  
532 Treatment Outcomes among Children with Community-Acquired Pneumonia Admitted to a  
533 Tertiary Care Public Hospital in Nepal. *Top Med Infect Dis*. 2021;6(55):1–11.
- 534 [26] Bayisa G, Ejeta BM. clinical treatment outcomes of pneumonia among hospitalized  
535 pediatric patients in nekemte referral hospital , pediatrics clinical treatment outcomes of  
536 pneumonia among hospitalized pediatric patients in nekemte. *World J Pharm Pharm Sci*.  
537 2017;6(2):68–84.

538 [27] Centers for Disease Control and Prevention. CDC's Antibiotic Resistance Threats Report.  
539 US Dep Heal Hum Serv. 2019;1–113.

540 [28] Ito A, Ishida T, Tokumasu H, Washio Y, Yamazaki A, Ito Y. Prognostic factors in  
541 hospitalized community-acquired pneumonia : a retrospective study of a prospective  
542 observational cohort. BMC Pulm Med. 2017;17(78):1–10.

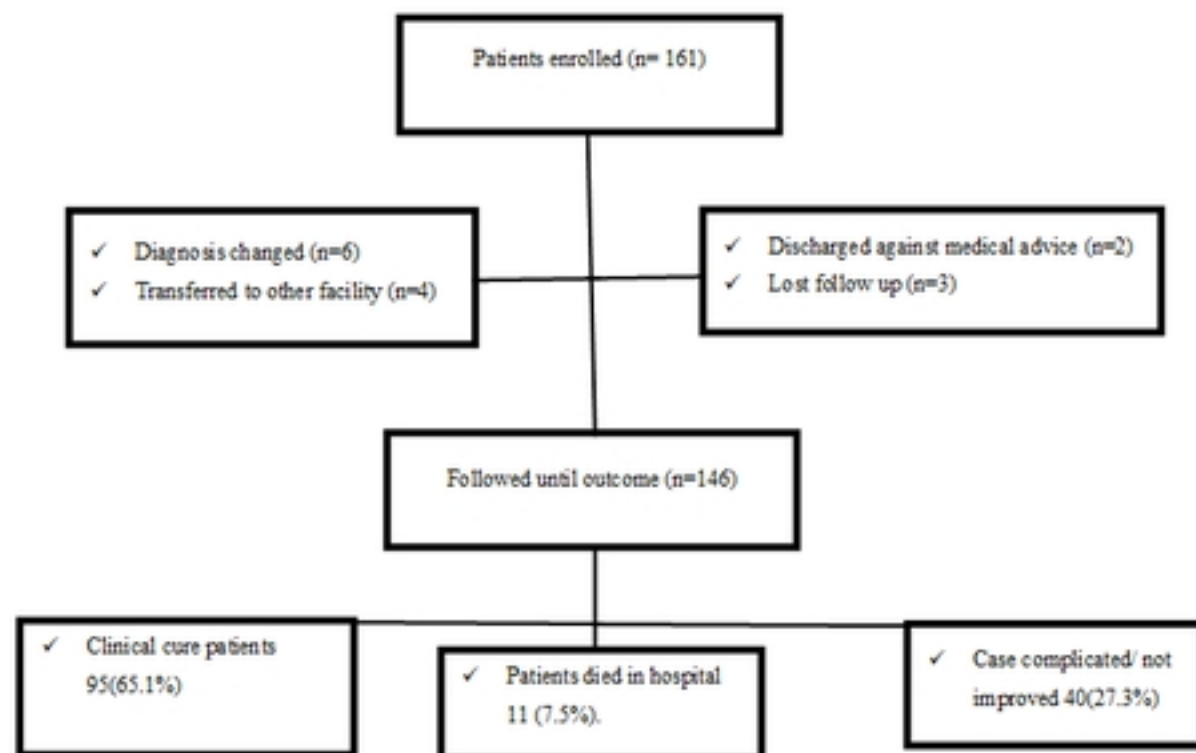
543 [29] Fenta T, Engidawork E, Amogne W, Beyene Berha A. Evaluation of current practice of  
544 antimicrobial use and clinical outcome of patients with pneumonia at a tertiary care hospital in  
545 Ethiopia: A prospective observational study. PLoS One. 2020;15(1):1–18.

546

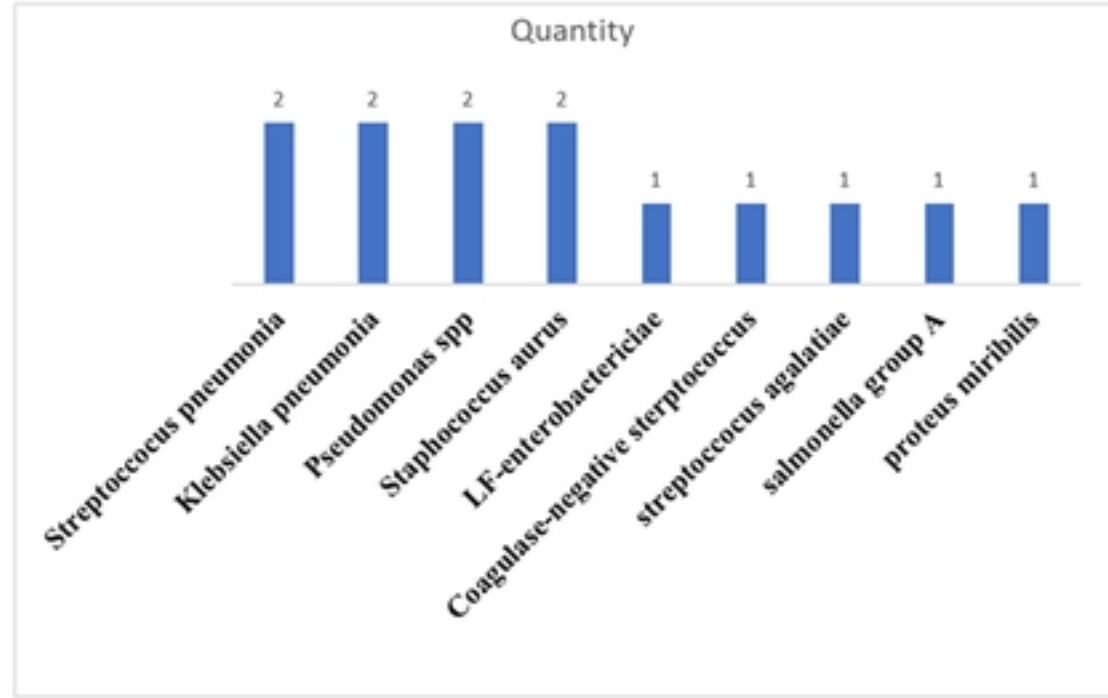
547 **Supporting information file:**

548 **S1 File.** Information Sheet, Written assent, Data collection format, and questionnaire for Study  
549 (Afan Oromo, Amharic, and English Version) (DOCX)

550

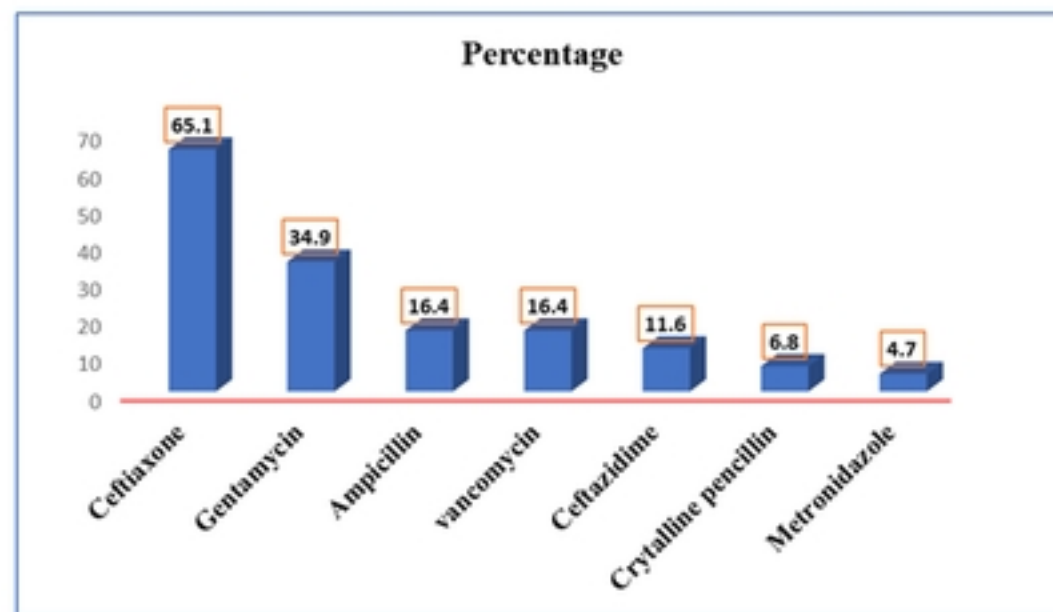


Figure

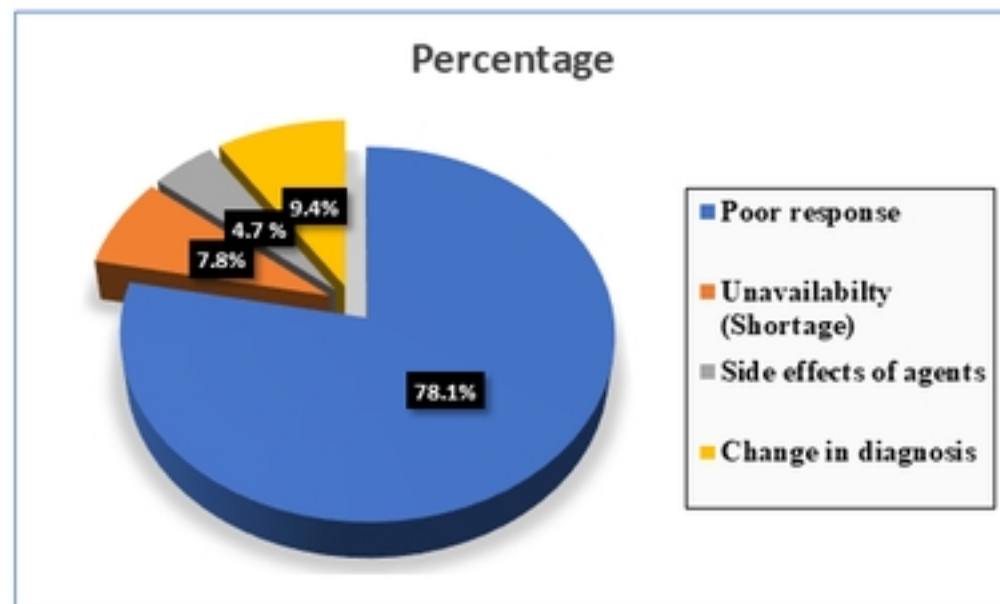


Figure





Figure



Figure