

1 **Knowledge, Attitude, and Practice (KAP) towards Rabies, its Suspected Cases**
2 **and Associated Economic Impact in West Shewa Zone, Oromia, Ethiopia**

3

4 **Tegegn Dilbato^{*1}, Nugusa Desalegn², Tolesa Negasa¹, Gudina Mekonnin¹, Kebede Abdisa¹,**
5 **Hana Dejene¹, Segni Bedasa¹, Moges Kidane³, Endrias Zewdu¹**

6

7 ¹Ambo University, Guder Mamo Mezemir Campus, School of Veterinary Medicine, Department
8 of Veterinary Science, Ambo, Oromia, Ethiopia

9 ² Ilu Galan District Agriculture Office, Ilu Galan, Oromia, Ethiopia

10 ³Ambo University, Guder Mamo Mezemir Campus, School of Natural Resource Management,
11 Department of Land Administration and Surveying, Ambo, Oromia, Ethiopia

12

13 *** Correspondence:**

14 Corresponding Author: tegegn.dilbato@ambou.edu.et

15

16

17

18

19

20

21

22

23

24

25

26

27 **Abstract**

28 **Background**

29 Rabies is a neglected zoonotic disease that affects many developing countries in which it is
30 endemic, including Ethiopia. Regardless of its endemic/epidemic patterns, no study has been
31 conducted on rabies in the study area.

32 **Methods**

33 A cross-sectional, and retrospective study designs were carried out in selected districts of the West
34 Shewa zone to assess the knowledge, attitude, and practice and estimate the economic impacts of
35 rabies in humans and animals from 2017 to 2021. A total of 422 informants were selected as study
36 participants through simple random sampling techniques from the community. A pre-tested semi-
37 structured questionnaire was used to gather information from the participants. The relevant data
38 was analyzed using SPSS version 20 and then described and interpreted using descriptive statistics
39 and a binary logistic regression test.

40 **Results**

41 The results indicated that the community had 91.2%, 74.2%, and 81% knowledge, attitude, and
42 practice scores on rabies. Having a dog (AOR=1.7, 95% CI: 1.050, 2.87), acquiring information
43 from mass media (AOR=0.4, 95% CI: 0.175, 0.788; P-value <0.05), and having a history of
44 previous exposure (AOR=7.3, 95% CI: 1.618, 32.69) were significantly associated with
45 knowledge score about rabies. Positive attitudes toward rabies were higher in dog owners
46 (AOR=2.5, 95% CI: 1.074, 5.993) and private workers (AOR=9.5, 95% CI: 1.981, 45.76). Living
47 in an urban area (AOR=0.19, 95% CI: 0.044, 0.881) and Dirre Inchinni district (AOR=0.03, 95%
48 CI: 0.07, 0.150) had good practices level of rabies. In addition, 579 suspected human rabies cases
49 and 183 animal cases were registered during the study periods. The number of rabies cases that

50 occurred in humans, was higher than in animals in the study area, with varying degrees of
51 incidence. Rabies in the study area resulted in direct and indirect costs of around 142590 USD.

52 **Conclusions**

53 The study showed that most of the respondents were unaware of rabies. Therefore, effective and
54 well-organized control measures like annual vaccination and awareness campaigns should be
55 developed, focusing on identified risk factors and areas. The incidence of the diseases should be
56 considered while designing control and prevention measures.

57

58 **Keywords:** *Attitude, Economic impact, Ethiopia, Knowledge, Oromia, Practice, Rabies,*
59 *Retrospective*

60

61 **Author Summary**

62 Rabies is a life-threatening zoonotic disease that poses a serious public health and socio-economic
63 impact, especially in regions with poor access to healthcare services and vaccination. The study
64 aimed to assess the community's awareness of rabies management and prevention and determine
65 the number of suspected cases and the associated economic impact. It assessed what the
66 community knew about the symptoms, prevention, and transmission of rabies from animals to
67 humans. It also identified attitudes that were commonly embraced regarding vaccination and post-
68 exposure prophylaxis (PEP), how people handled dog bites, and the best courses of action. The
69 suspected cases and the economic impact of rabies were determined from registered data on human
70 and animal cases in medical casebooks and veterinary clinics. Because of financial and logistical
71 difficulties like tight budgets and shortages of supplies in the region, the victim households travel
72 a long distance to hospitals to get post-exposure prophylaxis (PEP). Both direct costs (such as

73 medical care and post-exposure prophylaxis) and indirect costs (such as costs for public health,
74 animal management, travel costs, lost wages, and other alternative medications for adverse
75 reactions) were considered to estimate the economic impact. The economic burden on humans was
76 approximated due to the absence of reliable animal rabies data. This study also offered a systematic
77 analysis of how rabies impacts the livelihoods of West Shewa's rural and urban communities.
78 Furthermore, the study also underlined the significance of responsible dog ownership, the
79 substantial economic impact of rabies in the region, and crucial insights into the gaps in knowledge
80 and practices related to rabies control. By giving policymakers, medical experts, and veterinarians
81 vital information to establish dedicated actions addressing One health approach to reduce rabies
82 transmission and its socioeconomic effects, our study supports the larger regional effort to combat
83 the disease. Enhancing rabies control and prevention strategies, like raising vaccination coverages,
84 and awareness campaigns, strengthening community involvement, and establishing robust rabies
85 surveillance systems in control programs should be recommended.

86

87 **Introduction**

88 Rabies is a zoonotic viral disease caused by a virus belonging to the Lyssavirus genus of the
89 Rhabdoviridae family and Mononegavirales order [1]. This virus infects mammals and causes
90 lethal encephalitis [2]. Rabies affects all warm-blooded animals, including humans, and is
91 common in many locations, including Ethiopia. It is distributed worldwide, and the most affected
92 countries are tropical Africa and Asia. The disease is of concern mainly because of its zoonotic
93 importance [3].

94 It is a life-threatening zoonotic disease transmitted through carnivores to humans and livestock
95 through biting. It is known to cause significant morbidity and mortality among humans and animals
96 each year. Almost half of cases occur in children under the age of 15 years [4,5]. In humans, the
97 incubation period of rabies is highly variable, ranging from days to years, with an average of 2–3
98 months, being influenced by: (i) location, extent, and depth of the wound; (ii) distance between
99 the location of the wound and the central nervous system; (iii) concentration of inoculated virus
100 particles, and (iv) virus strain. The incubation period in children tends to be of shorter duration
101 than adults [1,6].

102 Rabies is a tropical neglected, highly prioritized disease because it affects developing countries.
103 Despite it causing a massive loss in the livestock industry in Ethiopia, only less attention is given
104 to it [7]. The knowledge, attitude, and practice survey done in the country shows there is still a
105 gap in disease control and prevention [8]. Rabies is considered a non-transmitted disease with little
106 public awareness; even though these diseases are among the oldest, the challenges associated with
107 their prevention in both animals and people remain unresolved. The contribution of human
108 attitudes and behavior to prevention is poorly understood [9]. Ethiopia is one of the worst affected
109 countries with rabies, in which domestic dogs are the primary source of human infection [10].

110 In Ethiopia, few studies have been conducted to assess community awareness towards rabies,
111 concentrated in Addis Ababa due to the large population of stray dogs. Poor public awareness of
112 rabies is considered one of the bottlenecks for the prevention and control of rabies in Ethiopia,
113 especially in rural areas [8].

114
115 The reliability of the reported incidence data differs among Ethiopia's regions due to geographical
116 and cultural differences. For instance, in rural Ethiopia, individuals exposed to rabies often prefer
117 to see traditional healers to diagnose and treat the disease because of cultural background, lack of
118 knowledge, or limited accessibility to medical treatment. These widespread traditional practices
119 of handling rabies cases might interfere with medical-treatment-seeking practices due to strong
120 belief in traditional medicines, resulting in an underreporting of the actual number of rabies cases
121 and their related health burden. Even though rabies in wild and domestic animals poses a threat to
122 human life and significant damage due to livestock loss, few studies to date examine the economic
123 impact of rabies on humans and animals [11,12,13].

124
125 Due to the lack of appropriate registration systems, accurate data on the incidences of rabies in
126 humans, dogs, and livestock are rare in Ethiopia. Medical and veterinary records on rabies are
127 insufficient and cannot be utilized to accurately measure the disease's impact [14,15]. Even if
128 there is a high prevalence of rabies throughout the world, including Ethiopia, there is still a gap in
129 knowledge, attitudes, practices, and economic impacts of rabies on animals and humans. In
130 addition, there is no empirical studies on direct or indirect economic costs associated with human
131 exposure to rabies have been conducted in the study area. The results of an interview and archive
132 study conducted in two districts to estimate the direct and indirect costs of human exposure to

133 probable rabies are presented in this article. There is a scarcity of information on rabies prevention
134 and control practices and associated factors among dog owners in Ethiopia on rabies. Knowledge
135 of responsible dog ownership and dog population management among the public is low. Therefore,
136 the study aims to assess knowledge, attitude, and practice (KAP), to determine the incidence and
137 to evaluate economic effects of rabies on humans in the selected districts of West Shoa, Ethiopia.

138

139 **Methods**

140 **Ethical consideration**

141 The study's scientific soundness and rationale were approved by the Ethical and Research Review
142 Board of Ambo University. Before data collection, a brief discussion was conducted with
143 respondents about the objective of the study and obtained their verbal consent for collaboration.

144 There are no animal subjects included in this study.

145 **Study location**

146 This study was conducted in two selected districts of West Shewa Zone, Oromia Regional State,
147 Ethiopia, namely: the Dire Inchini and Ambo districts. West Shewa Zone is located between
148 Latitude 9° 09' 60.00" N and Longitude 37° 49' 59.99" E with a maximum elevation of 3,337m
149 and an average elevation of 1,811m. West Shewa is bordered on the south by the Southwest Shewa
150 Zone and the Southern Nations, Nationalities, and Peoples Region, on the southwest by the Jimma
151 Zone, on the west by the East Welega Zone, on the northwest by Horo Gudru Welega Zone, on
152 the north by the Amhara Region, on the northeast by North Shewa, and the East by Oromia Special
153 zone Surrounding Finfinnee. Its highest point is Mount Wenchi (3386 meters); other notable peaks
154 include Mount Mengesha and Mount Wechacha. The zone has a total population of 2,058,676, of
155 whom 1,028,501 are men and 1,030,175 women. A total of 428,689 households were counted in

156 this Zone, which results in an average of 4.80 persons per household and 415,013 housing units.
157 The animal population in the West Shewa zone is as follows: 3,795,500 cattle, 1,262,284 sheep,
158 829,046 goats, 271,391 horses, 250,155 donkeys, 21,836 mules, and 209,5500 chicken. The map
159 of the study area districts is indicated in **(Fig. 1)**.

160 **Fig. 1:** Map of the study area **Source:** (Arc GIS, Version 14)

161 **Study population**

162 The study populations were humans and animals found in two selected districts of the study,
163 including adult community members aged 18 years and above, veterinary workers, and health
164 workers who had lived in districts for more than one year to obtain complete information before
165 the commencement of this survey. A total of 422 respondents were included in the study to assess
166 their knowledge, attitude, and practice. The study used all the data about rabies obtained from
167 those health centers to determine economic burdens.

168

169 **Study designs**

170 Both cross-sectional and retrospective study designs were used to assess the knowledge, attitudes,
171 practice, and economic burdens of rabies in animals and humans among community members in
172 selected districts of the West Shewa zone. The collected data was used to compare the community's
173 knowledge, attitude, and practice and the economic effects of rabies in animals and humans. About
174 six key informants from the community were included in the survey while collecting the
175 information with a questionnaire. Those respondents were veterinary workers, health workers,
176 local leaders, an older man, and community farmers.

177

178 **Sampling method and sample size calculation**

179 In this study, the districts were selected using a purposive sampling technique based on the burden
180 of the disease. In contrast, the respondents were selected from the population through the random
181 sampling method. The required sample size for this study was estimated by considering the
182 proportion score of knowledge 46.1%, attitude 56.5%, and practice 63.5% [16] with a 5% margin
183 of error and 95% confidence level. Thus, the calculated sample sizes for knowledge, attitude, and
184 practice were 382, 384, and 356, respectively. The larger sample size among the knowledge,
185 attitude, and practice is taken as appropriate, which is 384. Therefore, the total sample size was
186 computed by adding a 10% non-response rate; thus, the total sample size was 422 respondents.
187 The study respondents were selected from the existing households (2573 households) in the
188 selected peasant associations (PAs) depending on their total households proportionally (**Fig.2**).

189

190 **Fig 2.** A conceptual framework for informants' selection

191

192 **Methods of data collection**

193 **Retrospective data**

194 Retrospective data were collected from individual patients taking rabies post-exposure prophylaxis
195 at the health centers and veterinary clinics during the study period. The data collected was used to
196 compare the level of the cases and the economic impacts of rabies in the community.

197 **Questionnaire survey data**

198 Semi-structured questionnaires were used for data collection from community respondents of the
199 survey areas between 2017 and 2022. The questionnaire was prepared in English and later
200 translated into the local language (Afaan Oromo). The relevant data captured included socio-
201 demographic variables, knowledge, attitudes, practices, and economic impacts of rabies on animals
202 and humans. It consists of five segments: (1) items regarding the respondent's socio-demographic
203 information (address, age, sex, education level, occupation, animal ownership status); (2)
204 questions related to the knowledge of rabies; and (3) questions related to attitudes of rabies; and
205 (4) questions related to the practice of rabies and finally item consists (5) questions related to
206 economic impacts of rabies on humans. The questionnaire was previously assessed to improve
207 clarity and interpretation. For the knowledge assessment, 11 questions, attitude, 7 questions, and
208 practice 9 questions were used for the KAP assessment for rabies.

209

210 **Data management and analysis**

211 The primary data collected from households through questionnaires was entered into a Microsoft
212 Excel spreadsheet, checked, filtered, scored, and further exported to SPSS version 20 for
213 descriptive analysis to summarize the data (percentage and frequency distribution). The data
214 complimented, elaborated quantitative findings, and clarified relevant aspects of rabies-related
215 knowledge, attitudes, practices, and economic impacts. Logistic regression was utilized to build a
216 model to identify and quantify associations. P-value was used to assess if there was an association
217 between risk factors (age, sex and education status, religion, source of information, previous
218 exposure, marital status, and occupation) which are independent variables, and KAP scores
219 (dependent variable). In all cases, a 95% CI was employed to estimate sample results for the target

220 population in the study area. Values of $P < 0.05$ were considered statistically significant.

221 Knowledge, attitude, and practice scores were classified as “poor” for those who scored below

222 50% and “good” for those who scored above 50%.

223

224 The total cost (TC) per suspected human exposure to rabies was calculated by adding the direct

225 costs (DC) and indirect costs (IC) of rabies-related charges paid by patients, district animal control

226 units, and public health services. The total cost of rabies in humans was estimated using the method

227 described by [17,18] considering the different costs paid by patients. The following formula, where

228 pep is the cost of PEP and med is the cost of other medical expenses, was used to estimate TC and

229 IC.

230 Direct cost (DC) = $pep + med$

231 Where, pep is the cost of PEP, and med is other medical costs.

232

233 Indirect cost (IC) = $ph + ac + o + tt + iw + alt$

234 Where ph is entailed public health costs, ac is animal control costs, o is other indirect costs, tt is

235 travel time costs, lw is lost wages, and alt is alternative medicines for adverse reactions.

236 Total cost (TC) = $DC + IC = pep + med + ph + ac + o + tt + iw + alt$

237

238 **Results**

239 **Demographic characteristics of study participants**

240 The socio-demographic profiles of the respondents are presented in (**Table 1**). Out of 422

241 participants, most of the respondents who participated in the survey were from the Ambo district,

242 232 (55%), and the remaining 190 (45%) were from the Dirre Inchinni district, respectively. Of

243 the total participants, 376 (89.1%) were males, while 46 (10.9%) were females, and most of them,
 244 274 (49.9 %), lived in rural areas.

245

246 **Table 1. Socio-demographic profiles of the respondents in the study area**

Variables	Category	No of respondents	Percentage (%)
Dog ownership	No	332	78.7
	Yes	90	21.3
District	Ambo	232	55.0
	Dirre Inchinni	190	45.0
Residence	Peri-urban	60	14.2
	Urban	88	20.9
	Rural	274	64.9
Age	18-30	49	11.6
	31-50	272	64.5
	51-70	101	23.9
Sex	Female	46	10.9
	Male	376	89.1
Marital status	Divorced	2	0.5
	Widowed	2	0.5
	Single	4	4.0
	Married	401	95.0
Level of education	Illiterate	203	48.1
	Primary	113	26.8

	Secondary	65	15.4
	Above grade12	41	9.7
Religion	Muslim	33	7.8
	Orthodox	204	48.3
	Protestant	185	43.8
Occupation	Gov't Employee	20	4.7
	Private worker	10	2.4
	Farmer	392	92.9
Source of information	Family/Friends	338	80.1
	Mass media	23	5.5
	Mixed source	51	12.1
Previous exposure	Yes	297	70.4
	No	125	29.6

247

248 **Knowledge, attitude, and practice score and risk factors on rabies**

249 Of all study participants, most of the respondents, 395 (93.6%), have ever heard of the disease
 250 called rabies, which is locally called ‘‘Dhukkuba Saree Maraatuu’’. When asked to mention the
 251 animals commonly affected by rabies, 302 (71.6%) of the respondents reported dogs, followed by
 252 cattle 79 (18.7%), as indicated in (**Table 2**).

253

254

255

256 **Table 2. Community’s knowledge indicator variables on rabies**

Variables	Category	Frequency (%)
Have you ever heard of rabies?	Yes	395 (93.6)
	No	27 (6.4)
In your understanding, what is rabies?	Disease of dog	134 (31.8)
	The disease that affects both animals and humans	72 (17)
	Disease that causes brain damage	179 (42.4)
	Don’t know	37 (8.8)
Is rabies a fatal disease?	Yes	386 (91.5)
	No	36 (8.5)
What is the cause of rabies?	Germ	250 (59.2)
	Evil eye	28 (6.6)
	Satan	58 (13.7)
	Don’t know	86 (20.4)
Can rabies be transmitted from rabid dogs to humans?	Yes	392 (92.9)
	No	30 (7.1)
A typical season of rabies outbreak?	Summer	83 (19.7)
	Autumn	62 (14.7)
	Spring	147 (34.8)
	Winter	103 (24.4)
	Don’t know	27 (6.4)

257	Commonly affected animal species?	Bovine	10 (2.4)	
258		Canine	302 (71.6)	
259		Equine	4 (0.9)	
260		Wild animals	79 (18.7)	
261		Don't know	27 (6.4)	
262	General symptoms of rabies?	Aggressiveness and restlessness	101 (23.9)	
263		Behavioral change	67 (15.9)	
264		Excessive salivation	183 (43.4)	
265		Biting inanimate objects	43 (10.2)	
266		Don't know	28 (6.6)	
267	Is rabies a preventable disease?	Yes	282 (66.8)	
268		No	140 (33.2)	
269	What are the ways of rabies prevention?	Using traditional drugs	209 (49.5)	
270		Avoid contacts	41 (9.7)	
271		Vaccination	25 (5.9)	
272		Don't know	147 (34.8)	
273	Common reservoirs for rabies?	Canine	190 (45)	Table (3) depicts
274		Wildlife	130 (30.8)	
		Night bat	6 (1.4)	
		Don't know	96 (22.8)	

273 the logistic regression analysis results between knowledge score and risk factors on rabies. The
 274 study revealed that more than half of the respondents, 385 (91.2%), had good knowledge about

275 rabies. The association between independent variables and knowledge score on rabies was
 276 analyzed using logistic regression. There was a significant association between knowledge score
 277 and dog ownership (AOR=1.7, 95% CI: 1.050, 2.873), had previous exposure to rabies (AOR=7.3,
 278 95 CI: 1.62, 32.69) with knowledge score.

279 **Table 3. Univariable and multivariable logistic regression analysis between knowledge**
 280 **score on rabies and risk factors**

Variables	Knowledge		Univariable Analysis		Multivariable analysis	
	Poor	Good	OR (95% CI)	P-value	AOR (95% CI)	P-value
Dog ownership						
p	33	299	Reference			
No	4	86	2.373 (0.818,6.884)	0.112	1.7 (1.050, 2.873)	0.032
Yes						
District						
Ambo	32	200	Reference			
Dirre Inchinni	5	185	0.169 (0.064, 0.443)	0.000	0.194(0.035,1.063)	0.059
Residence						
Rural	17	46	Reference			
Urban	10	245	3.02 (1.308, 6.988)	0.001	1.7 (0.099, 3.708)	0.587
Peri-urban	10	94	1.56 (0.606, 4.016)	0.357	0.938 (0.297, 2.960)	0.913
Age						
18-30	3	46	Reference			
31-50	27	245	1.14 (0.282, 4.620)	0.852		

51-70	7	94	0.676 (0.285, 1.604)	0.374		
Sex						
Female	3	43	Reference			
Male	34	342	0.702 (0.207, 2.383)	0.570		
Education						
Illiterate	15	47	Reference			
Write and read	11	130	0.247 (0.067, 0.918)	0.037	0.848 (0.174, 4.132)	0.838
Primary	6	107	0.933 (0.248, 3.516)	0.918		
Secondary	2	63	1.408 (0.335, 5.910)	0.640		
Above 12	3	38	2.49 (0.397, 15.564)	0.330		
Religion						
Muslim	7	26	Reference			
Orthodox	22	182	0.45 (0.056, 0.502)	0.001	0.3 (0.081, 1.114)	0.072
Protestant	8	177	0.374 (0.162, 0.862)	0.021	0.567 (0.215, 1.500)	0.253
Occupation						
Farmer	34	358	Reference			
Private worker	1	9	1.170 (0.260, 5.257)	0.838		
Gov't employee	2	18	1.0 (0.080, 12.557)	1.000		
Source of information						
Family membe	2	21	0.276 (0.037, 2.082)	0.212	0.4 (0.175, 0.788)	0.010

r	1	35	0.3 (0.026, 3.514)	0.338		
Mass media						
Mixed source						
Previous exposure						
Yes	35	262	Reference			
No	2	123	8.2 (1.945, 34.709)	0.004	7.274 (1.618, 32.69)	0.010

281
 282 The results indicated that the majority of participants, 376 (89.1%), identified rabies as a health
 283 risk, and only 302 (71.6%) knew that vaccination could achieve rabies prevention. More than
 284 seventy percent of the study participants believed in the curative nature of the traditional healers.
 285 The majority, 276 (65.4%) of them, preferred traditional medicines over modern ones, as shown
 286 in (Table 4).

287 **Table 4. Community’s attitude indicating variables on rabies**

Variables	Category	Number	Percent (%)
Rabies is a health risk	Yes	376	89.1
	No	46	10.1
An exposed individual seeks medical evaluation immediately	Yes	339	80.3
	No	83	19.7
Is rabies preventable by vaccination?	Yes	302	71.6
	No	120	28.4
The frequency of rabies vaccination?	Annually	69	16.4
	Don’t know	285	67.5

	Twice per year	68	16.1
Traditional healers can cure rabies?	Yes	302	71.6
	No	120	28.4
Preferable treatment after exposure to rabies?	Modern drugs	146	34.6
	Traditional drugs	276	65.4
Could rabies affect both humans and animals (zoonotic)?	Yes	256	60.7
	No	166	39.3

288

289 About 313 (74.2%) informants had a positive attitude while 109 (25.8%) had a negative attitude
 290 on rabies. Univariable logistic regression analysis showed that there was a statistically significant
 291 association between attitude score and dog owners (OR=4.5, 95% CI: 2.090, 9.609) and Dirre
 292 Inchinni residents (OR=1.8, 95%: 1.167, 2.815) as illustrated below in (**Table 5**).

293

294 **Table 5. Univariable and multivariable logistic regression analysis between attitude score**
 295 **on rabies and risk factors**

Variables	Attitude		Univariable analysis		Multivariable analysis	
	Negative	Positive	OR (95% CI)	P-value	OR (95% CI)	P-value
Dog ownership						
No	101	231	Reference			
Yes	8	82	4.482 (2.090, 9.609)	0.000	2.534 (1.074,5.993)	0.034

District						
Ambo	61	129	Reference			
Dire	48	184	1.813(1.167,2.815)	0.008	6.8(3.004,15.298)	0.000
Inchinni						
Residence						
Rural	80	194	Reference			
Age						
18-30	17	32	Reference			
Sex						
Female	10	36	Reference			
Education						
Illiterate	21	41	Reference			
Write and	29	112	0.5 (0.39, 2.104)	0.819		
read	31	82	1.4 (0.827, 3.889)	0.139	0.098 (0.025,0.384)	0.001
Primary	15	50	0.79 (0.565, 2.671)	0.604		
Secondary	13	28	1.55 (0.645, 3.713)	0.328		
Above 12						
Religion						
Muslim	10	23	Reference			
Orthodox	46	158	4.7(0.541,40.36)	0.261		
Protestant	53	132				
Occupation						
Farmer	98	294	Reference			

Private work	2	8	49.7(2.982,829.12)	0.007	9.5(1.981, 45.76)	0.005
Gov't employee	9	11	26.8 (2.126, 338.9)	0.011	4.8 (0.433, 54.41)	0.200
Source of information						
Family member	149	170	Reference			
Mass media	10	14	0.82 (0.529, 2.845)	0.633		
Mixed source	61	18	4.7 (0.146, 5.457)	0.000	0.05 (0.01, 0.306)	0.001
Previous exposure						
Yes	160	158	Reference			
No	60	44	2.26 (1.475, 3.465)	0.000	1.09 (0.584,2.045)	0.781

296
 297 The community's practice indicator variables on rabies are displayed in (Table 6). The majority
 298 of 281 (66.6%) of the study participants, taking their diseased animal to the veterinary clinic was
 299 their preference in handling the case. More than half of the respondents, 259 (61.4%), considered
 300 that dead animals from rabies cases act as a source of infection for others.

301

302

303 **Table 6. Community’s practice indicator variables on rabies**

Variables	Category	Frequency (%)
Do you have a dog?	Yes	115 (27.3)
	No	307 (72.7)
Purpose of keeping dogs	As guard of house	87 (20.6)
	For hunting	28 (6.6)
How do you keep them	Free in the field	29 (6.9)
	Free in the house	21 (5)
	Housed in cages	11 (2.6)
	Live with a family in a house	40 (9.5)
	Tie outside	14 (3.3)
	Don’t know	307 (72.7)
What do you do if your food animal is diseased from rabies?	Take to vet clinic	281(66.6)
	Isolation	108 (25.6)
	Don’t know	33 (7.8)
Have you vaccinated your dogs?	Yes	86 (19.8)
	No	29 (6.9)
	Don’t know	307 (72.7)
Measure taken against suspected cases of rabies?	Quarantine	239 (56.6)
	Vaccinate	51 (12.1)
	Slaughter and eat	72 (17.1)
	Don’t know	47 (11.1)
How do you handle animals dying from	Burn	102 (24.2)

rabies?	Bury	122 (28.9)
	Leave open	111 (26.3)
	Don't know	87 (20.6)
Rabies can be transmitted to humans by eating carcasses with rabies cases.	Yes	238 (56.4)
	No	184 (43.6)
How do you manage rabies during an outbreak?	Avoid contact	240 (56.9)
	Isolation	46 (10.9)
	Vaccination	60 (4.2)
	Take to clinic	51 (12.1)
	None	25 (5.9)

304

305 In this study, about 342 (81%) respondents had good practice with rabies, whereas the remaining
 306 80 (19%) had poor practice with rabies, as presented in (Table 7).

307 **Table 7. Univariable and multivariable logistic regression between practice score and risk**
 308 **factors on rabies in the study area**

Variables	Practice		Univariable analysis		Multivariable analysis	
	Poor	Good	OR (95% CI)	P-value	AOR (95% CI)	P-value
Dog ownership						
No	57	273	Reference	0.234	0.9 (0.48, 1.811)	0.839
Yes	21	69	1.5(0.404,2.248)			
District						
Ambo	72	160	Reference			

Dire Inchi	8	182	0.098(0.046,0.20)	0.000	0.03 (0.07, 0.150)	0.000
Residence						
Rural	42	232	Reference	0.000		
Urban	16	72	1.23(1.721,5.942)	0.013	0.19 (0.044, 0.881)	0.033
Peri-urban	22	38	2.6(1.125,5.54)		1.7 (0.690, 4.352)	0.242
Age						
18-30	5	44	Reference	0.230		
31-50	57	215	1.91(0.664,5.487)	0.503	0.45 (0.106,	0.268
51-70	18	83	0.82(0.455, 1.472)		1.864)	
Sex						
Female	7	39	Reference	0.494		
Male	73	303	0.7 (0.320, 1.733)			
Education						
Illiterate	23	39	Reference	0.002		
Write and read	29	112	0.44 (0.019, 0.594)	0.032	0.25 (0.045, 1.462)	0.125
Primary	19	94	0.7 (0.045, 0.869)	0.074	0.61 (0.115, 3.341)	0.577
Secondary	6	59	0.5 (0.056, 1.142)	0.416	0.59 (0.112, 3.118)	0.534
Above 12	3	38	0.8 (0.097,2.627)		1.34 (0.231, 7.788)	0.743
Occupation						
Farmer	78	314	Reference	0.133		
Private work	1	9	0.2 (0.028, 1.607)	0.611	1.3 (0.126, 12.574)	0.845
Gov't Employee	1	19	0.47 (0.027, 8.464)		1.5 (0.061, 35.371)	0.814

Source of information						
Family	72	291	Reference	0.052		
Mass media	6	17	1.4 (0.056, 2.013)	0.039	0.12 (0.038, 0.806)	0.025
Mixed sources	2	34	0.2 (0.030, 0.915)		0.11 (0.018, 0.732)	0.022
Previous exposure						
Yes	65	232	Reference	0.002		
No	15	110	0.5(0.121 3.765)		1.02 (0.501, 2.140)	0.925

309

310 **Retrospective cases of rabies in humans and animals**

311 In this study, 579 rabies-suspected patients were recorded in the health centers of the districts from
 312 2017 to 2021 in the hospitals' casebooks. Rabies occurred with an average of 28.7 cases registered
 313 annually in the health centers of the districts. The majority of the cases were recorded in 2021,
 314 which was 139 (24%), and most of them were bitten by animals of unknown ownership, 431
 315 (74.4%) on their legs 324 (60%). The retrospective data on rabies in the study districts is illustrated
 316 in **(Table 8)**.

317

318

319

320

321

322

323 **Table 8. Incidence of suspected rabies cases in humans in the study area**

Variables	Number of cases	Percentage (%)
Age		
Children (2-15)	85	14.7
Young (16-29)	58	10
Adult (30-43)	190	32.8
Elder (44-70)	246	42.5
Sex		
Male	438	75.6
Female	141	24.4
Residence		
Peri-urban	170	29.4
Rural	204	35.2
Urban	205	35.4
Source of bite		
Canine (dog, cat)	568	98.1
Bovine (cattle)	7	1.2
Equine (horse, donkey, mule)	4	0.7
Owner of the animal		
Known	148	25.6
Unknown	431	74.4
Site of bite		
Body	159	27.5

Hand	83	14.3
Head	7	1.2
Legs	324	56
Multiple sites	6	1

324

325 The number of rabies-suspected cases was highest in elders found above forty years, 246 (42.5%),
326 followed by adults, 190 (32.8%) as shown in (Table 8). The number of rabies-suspected
327 individuals taking the post-exposure prophylaxis at district health centers varied accordingly. The
328 maximum number of suspected rabies cases was recorded in 2021 (139 cases), and the lowest
329 number was recorded in 2018 (72 cases).

330 Fig 3. Temporal distribution of rabies in the study area

331 The study indicated that the highest number of human rabies cases was documented in summer
332 and autumn as compared to other seasons, as shown in (Fig.4).

333

334 Fig 4. Seasonal distribution of rabies in humans

335 The occurrence of rabies was higher in humans than animals over the last five years in the study
336 area. A total of 183 suspected rabies cases were registered in the case book at the district veterinary
337 clinics during the study period. Of the total number of domestic animals, 92 (50.3%) cases were
338 found in bovines, followed by canine and equine. The occurrence of rabies in the various district
339 animal species is summarized in (Table 9).

340

341

342 **Table 9. Rabies cases in animals registered in the study area**

Year	Total Cases		Suspected animal species for rabies		
	Cases	Percentage (%)	Bovine	Equine	Canine
2017	26	14.2	15	6	5
2018	36	19.7	19	6	11
2019	53	29	25	10	18
2020	52	28.4	27	10	15
2021	16	8.7	6	3	7
Total	183	100	92	35	56

343

344 **Incidence of rabies in humans and animals in the study area**

345

346 The incidence proportion of rabies in humans was higher in 2021 (31.1 cases per 100,000
 347 population) and the lower incidence was recorded in 2018 (17.2 cases per 100,000 population)
 348 from retrospective data of the study periods (2017 to 2021) in the Ambo district. The incidence
 349 proportion of rabies in humans obtained from district health centers for five consecutive years
 350 (2017 to 2021) was higher in the Dire Inchinni district (32.7 cases per 100,000 population) than in
 351 the Ambo district (24.7 cases per 100,000 population) depicted as in (**Table 10**).

352

353 **Table 11. Incidence of rabies in humans in Ambo and Dire Inchini districts**

Districts	Periods	Rabies cases	Total human population	Incidence/100,000 in humans
Ambo	2017	54	225683	23.9 cases
	2018	39	226535	17.2 cases

	2019	57	236584	24.1 cases
	2020	70	245698	24.5 cases
	2021	82	263634	31.1 cases
	2017-2021	296	1198134	24.7 cases
D/Inchinni	2017	65	161658	40.2 cases
	2018	33	164582	20.1 cases
	2019	75	169352	44.3 cases
	2020	47	174642	26.9 cases
	2021	57	194939	29.2 cases
	2017-2021	283	865,173	32.7cases

354

355 The incidence of rabies in animals was higher in 2020 (47.6 cases/100,000 populations) and lower
 356 in 2021 (10.9 cases/100,000 populations as indicated in (Table 11) below.

357 **Table 12. Incidence of rabies in animals in Ambo and Dire Inchini districts**

Periods	Rabies cases	Total animal population	Incidence/100,000 in animals
2017	26	137093	19 cases
2018	36	131406	27.4 cases
2019	53	139161	38.1 cases
2020	52	109156	47.6 cases
2021	16	146945	10.9 cases
2017-2021	183	663761	27.6 cases

358 **Direct and indirect economic impact analysis of rabies in the study area**

359 The total doses of PEP administered in the study area through the entire study period (2017-
360 2021) are presented in (Table 12).

361 **Table 13. Human population and the total doses of PEPs administered in the study districts**
362 **for 2017-2021**

Year	Human population	The dose of PEPs administered annually			
		2000	400	600	Total
2017	387341	2000	400	600	54400
2018	391117	4000	34000	20400	61400
2019	405936	28000	2800	30600	94600
2020	420340	50000	39200	5400	90400
2021	458573	48000	26800	15600	140000
Total	2063307	92000	10000	42000	440800

363
364 The costs of rabies were classified into two direct cost categories those are healthcare costs
365 reflected by the expenditures for rabies vaccine, antibiotics, tetanus immunizations, and
366 disinfection, and non-healthcare costs as the expenses for transport, food, and accommodation

367 while seeking PET Rabies has posed significant economic impacts in the study districts—the total
368 costs associated with human rabies in the area are depicted in (Table 13).

369

370 **Table 14. Total cost (USD) associated with human rabies in the study area from 2017-2021**

Year	Direct cost (ETB)	Direct cost (USD \$)	Indirect cost (ETB)	Indirect cost (UDS \$)	Total cost (ETB)	Total cost (USD \$)
2017	13069	543	245650	10249	258719	10795
2018	447214	16047	121850	4372	569064	20420
2019	1149653	3935	207850	7115	1357503	46470
2020	1057228	30249	170600	4881	1227828	35130
2021	1,100,045	24820.5	219600	4955	1319645	29775
Total	3,767,209	75594.5	965,550	31573	4,732,759	142590

371

372 **Discussion**

373 As a developing nation, Ethiopia has a high rabies endemicity [14]. In the current study, 395
374 (93.6%) respondents were heard about rabies from different sources. The finding is relatively
375 aligned with the finding of the survey done in Arsi town, Ethiopia, from different community
376 members by [9] who reported that 97.9% of participants knew about rabies. However, it was
377 higher than the reports of [19] in Tanzania, [20] in Guatemala, and [21] in Western India, who
378 reported a knowledge score of 49%, 27%, and 0% respectively. The difference could be associated
379 with the awareness level of the community, educational status, and information access. In the

380 study, about 338 (80.1%) informants obtained information from informal sources. Similarly, the
381 Gondar and Mekele study indicated that most of the respondents acquire information about rabies
382 from informal sources [8,22], respectively. The result did not agree with the findings of [23], in
383 which half of the respondents (48%) were informed about rabies from several sources other than
384 family and friends. This might be due to the frequency of contact among the community and the
385 culture of discussing issues in their locality.

386

387 From all study participants, only 115 (27.3%) individuals owned a dog as a domestic animal in
388 their house. Nevertheless, there was good awareness of variables related to rabies infection, the
389 zoonotic and fatal nature of rabies, and prevention methods through vaccination. The result aligns
390 with the finding of [24], who reported that around 690 (76.8%) of participants did not own dogs
391 but had a good awareness of rabies. These high levels of awareness are due to this population's
392 greater access to several means of communication and education (radio, television, mobile phones,
393 and educational establishments).

394

395 Dog vaccination practice was generally deficient and nonexistent in both districts of the study area.
396 Even if the community awareness was better, lack of access, lack of vaccines, and absence of
397 veterinary clinics in the area were raised as problems by the respondents. Among the study
398 participants, 29 (6.9%) of household heads had vaccinated their dogs, which is higher than the
399 study conducted in Jimma by [25], which was 4.8% and lower than the study done in Gondar by
400 [26] reported 42%. This could be attributed to several factors, including the availability of
401 vaccines, the study time, and information-sharing habits in this study area among the community.

402

403 Household heads with good knowledge about rabies were 91.2%, which was higher than studies
404 conducted in Addis Ababa, Bahir-Dar, Gondar, and Debretabor, who reported 83%, 84.9%, 60.1%,
405 and 90.8%, respectively [11,12,24,26]. The difference could be due to low health promotion,
406 particularly regarding rabies in this study area. Among the household heads in this study, 74.2%
407 had a positive attitude about rabies, which was lower than a study conducted in Indonesia by [27]
408 reported 96% and [24] who forwarded 98.6% of desirable attitudes. The lack of more information
409 about rabies might explain the difference in the study site. Moreover, the attitude score of the
410 current finding is greater than the study conducted in Debark by [28] reported 40.6%. This may be
411 due to differences in information levels among the community, which could bring a difference in
412 the awareness of study participants.

413 In the present study, 392 (92.9%) participants knew about the transmission of rabies from animal
414 to human. This finding was higher than the result of [11], who reported 21.4% from Bahir Dar
415 town. The possible reason for this could be due to the availability of different host ranges, the level
416 of awareness, and the educational status of the community. Most 386 (97.7%) respondents
417 considered rabies to be a fatal disease. The result was higher than [9], who reported 21.9% in
418 Mozambique. However, this finding was discordant with the study conducted in different areas of
419 Ethiopia ([11,29]. This could be associated with their previous exposure to the disease and the
420 awareness level of the community.

421
422 The results also showed that most communities in the study area were familiar with general
423 information on rabies through 91.2%, 74.2%, and 81% knowledge, attitude, and practice scores,
424 respectively. This aligns with the study on rabies conducted in different parts of Ethiopia [14,30].
425 This may be due to rabies being considered an endemic and well-known disease in Ethiopia for

426 extended periods. In this study, 60.7% of respondents knew that rabies could affect humans and
427 other domestic animals, which is in line with [29]. However, [11] reported a lower result (21.4%)
428 from Bahir Dar, and a higher impact (71.9%) was also reported in the city of New York by [31].
429 The possible reasons for this could be the availability of different host ranges, the level of
430 awareness, and the educational status of the community.

431
432 Respondents' knowledge scores on rabies were significantly associated with dog ownership
433 (OR=1.7, 95% CI: 1.050, 2.873), and previous exposure to rabies (OR= 7.3, 95%CI: 1.618, 32.69).
434 The statistically significant difference in knowledge score between dog owners, prior exposure,
435 and non-dog owners could be attributed to the fact that dog owners have had a better chance to
436 know more about dog and dog disease. Many scholars supported this finding and mentioned
437 awareness level is an essential tool for controlling rabies [14,22]. Regarding attitude, dog owners
438 are 2.5 times more likely to have a positive attitude towards rabies than those who don't own dogs.
439 The result is in line with the findings of [22], who found that private workers have better positive
440 attitudes.

441
442 This study revealed that 579 total human rabies-suspected cases were registered in the health
443 facilities, including hospitals and health centers, from 2017 to 2021 in the study districts. This
444 finding is significantly lower than that of a study conducted in northwestern Amhara [32],
445 Northwestern Tigray by [33], and Jimma Zone [25], where 924, 2180, and 2302 human rabies
446 exposure cases by dog bite were reported, respectively. This might be due to increased awareness
447 of suspected human rabies by dog bites and improvement in health-seeking behavior, which might
448 have increased in the report of suspected human rabies cases by a dog bite.

449

450 In the present study, the number of rabies cases from the retrospective data was highest in 2021
451 compared to other study periods. Most rabies-suspected individuals 388 (92%) took nerve tissue
452 vaccine (NTV) as post-exposure prophylaxis. The finding is in line with the study done by [12]
453 in Addis Ababa and surrounding towns, in which most of the patients took nerve tissue vaccines.
454 This could be due to the vaccine's cost and availability in Ethiopia's health centers.

455

456 More rabies-suspected cases were reported in humans (579 cases) than in animals (183 cases) over
457 the last five years of the retrospective survey. This might be associated with the weak disease
458 reporting system in the veterinary sector. Compared to the present study, more human rabies cases
459 (2798 cases) were reported in the Tigray region [34]. A survey by Mengistu et al.[35] and his
460 colleagues indicated human rabies cases (4729) and 44 deaths in the Tigray region from 2009 to
461 2012. This could be due to the high dog population, the poor trend of the communities to vaccinate
462 their dogs, and the lack of awareness about the disease.

463

464 Most rabies-suspected cases, 568 (98.1%) were due to bites of rabid dogs of unknown ownership.
465 This is consistent with the study done in Jimma Town by [25], which indicated that a significant
466 proportion of the interviewed households (97.2%) suggested rabies is transmitted to humans when
467 they are bitten, scratched, or licked by rabid dogs. Another study by [36] also reported that 97%
468 of humans in Kenya used post-exposure treatments to rabies due to dog bites.

469

470 The majority 437 (75.5%) of rabies-suspected individuals were male victims. This aligns with the
471 study in Addis Ababa by [12], in which most exposed individuals were male. This study showed

472 that most individuals get bitten on their legs 324 (56%) and hands 83 (14.3%). The finding aligns
473 with the study done at Ambo town by [16] and contradicts the survey done by [12], who reported
474 that most of them were bitten on their hands rather than legs. This could be due to infants and
475 schoolchildren who play closely with pets at home and even on the streets being more likely to be
476 exposed than adults.

477
478 In the case of economic analysis, over 3,767,209 ETB (75594.5\$) were lost due to rabies in the
479 study area as a direct cost, and around 965,550 ETB (31,575\$) were lost as an indirect cost in
480 rabies patients in this study period. Finally, the total cost expensed on rabies by all individuals who
481 had taken rabies prophylaxis was 4,732,759 ETB (142,590\$). The incidence of rabies in humans
482 obtained from district health centers for five consecutive years (2017 to 2021) was higher in the
483 Dire Inchinni district (145.2 cases per 100,000 population) than in the Ambo district (112.3 cases
484 per 100,000 population). The result of the current study agrees with the findings of [35]. Those
485 who reported the highest number of rabies cases in selected districts of the Tigray Region disagree
486 with the finding of [37], who reported 0.05 cases per 100,000 population; this could be due to
487 differences in human population and time of study.

488

489 **Study Limitations**

490 Because of the limited number of districts in the study, the findings might not represent and reflect
491 the accurate geographical distribution and incidence of rabies. It is difficult to determine accurate
492 incidence of rabies from retrospective data because of underreporting, misdiagnosis, incomplete
493 records, differences in the surveillance system, and focus on human cases and overlooked animal
494 cases. Also, it could be associated with the affected animals are in a remote area, and there is a

495 lack of knowledge or access to veterinary care. The actual number of cases is therefore probably
496 underestimated. Poor recording practices and delayed outbreak investigation approach might result
497 in incomplete or inconsistent data in animal and human rabies cases. The other limitation of this
498 study was the variability among the district's health facilities (hospitals, health centers, and
499 veterinary clinics) in the study area. Despite the study's limitations, the study is still significant in
500 showing the level of knowledge, attitude, and practice in the study area. The finding elicits further
501 awareness creation campaigns through different training and education for effective prevention
502 and control of rabies in the country.

503

504 **Conclusion**

505 According to the current study, rabies is a well-known and endemic disease in the study area, in
506 both humans and animals. The knowledge score on rabies was highly associated with dog
507 ownership, source of information, and previous exposure. Among the risk factors associated with
508 an attitude score are dog owners, private workers, and education level. There was a lack of
509 consistent understanding of the disease among the participants. The study also showed that the
510 participants did not receive regular, sufficient, or ongoing health education regarding the disease.
511 Even though the disease threatens farmers' economies through the loss of animals, no action has
512 been taken to combat its spread and transmission. Therefore, based on the above conclusion, the
513 following recommendations were forwarded. Greater engagement of the veterinary and health
514 sectors is needed to ensure the availability of preventative services, awareness programs,
515 facilitation of vaccines, and regular vaccination of rabies in the study area. The case recording
516 system of both human health centers and veterinary clinics should be upgraded to a computer-

517 based database system to obtain accurate and comprehensive data when required. The government
518 should develop effective, well-organized control measures for identified risk factors.

519 **Acknowledgments**

520 We would like to thank the administrative bodies and veterinary experts of Ambo and Dire Inchini
521 District Agriculture Office, the participants involved in the interview, and the Development Agents
522 (DAs) for their cooperation during data collection from the study sites.

523

524 **References**

- 525 1. Singh R, Singh KP, Cherian S, Saminathan M, Kapoor S, Manjunatha Reddy GB, Panda
526 S, Dhama K. Rabies—epidemiology, pathogenesis, public health concerns and advances in
527 diagnosis and control: a comprehensive review. *Veterinary Quarterly*. 2017 Jan
528 1;37(1):212-51. <https://doi.org/10.1080/01652176.2017.1343516>.
- 529 2. Hemachudha T, Ugolini G, Wacharapluesadee S, Sungkarat W, Shuangshoti S,
530 Laothamatas J. Human rabies: neuropathogenesis, diagnosis, and management. *The Lancet*
531 *Neurology*. 2013 May 1;12(5):498-513. [https://doi.org/10.1016/S1474-4422\(13\)70038-3](https://doi.org/10.1016/S1474-4422(13)70038-3).
- 532 3. Nyasulu PS, Weyer J, Tschopp R, Mihret A, Aseffa A, Nuvor SV, Tamuzi JL,
533 Nyakarahuka L, Helegbe GK, Ntinginya NE, Gebreyesus MT. Rabies mortality and
534 morbidity associated with animal bites in Africa: a case for integrated rabies disease
535 surveillance, prevention and control: a scoping review. *BMJ open*. 2021 Dec 1;11(12):
536 [e048551](https://doi.org/10.1136/bmjopen-2020-048551).<https://doi.org/10.1136/bmjopen-2020-048551>.
- 537 4. World Health Organization. Rabies: Key facts [Internet]. Geneva: WHO; 2023 [cited 2024
538 Oct 22]. Available from: <https://www.who.int/news-room/fact-sheets/detail/rabies>.
- 539 5. Amoako YA, El-Duah P, Sylverken AA, Owusu M, Yeboah R, Gorman R, Adade T,
540 Bonney J, Tasiame W, Nyarko-Jectey K, Binger T. Rabies is still a fatal but neglected

- 541 disease: a case report. *Journal of Medical Case Reports*. 2021 Dec;15:1-
542 [6.https://doi.org/10.1186/s13256-021-03164-y](https://doi.org/10.1186/s13256-021-03164-y).
- 543 6. Salomao C, Nacima A, Cuamba L, Gujral L, Amiel O, Baltazar C, Cliff J, Gudo ES.
544 Epidemiology, clinical features and risk factors for human rabies and animal bites during
545 an outbreak of rabies in Maputo and Matola cities, Mozambique, 2014: Implications for
546 public health interventions for rabies control. *PLOS Neglected Tropical Diseases*. 2017 Jul
547 24;11(7):e0005787. <https://doi.org/10.1371/journal.pntd.0005787>.
- 548 7. Asfaw GB, Abagero A, Addissie A, Yalew AW, Watere SH, Desta GB, Alemu MA, Merga
549 H, Amenu YW, Wakene WZ, Deressa SG. Epidemiology of suspected rabies cases in
550 Ethiopia: 2018–2022. *One Health Advances*. 2024 Feb 5;2(1):3.
551 <https://doi.org/10.1186/s44280-023-00036-6>.
- 552 8. Bihon A, Meresa D, Tesfaw A. Rabies: knowledge, attitude and practices in and around
553 South Gondar, North West Ethiopia. *Diseases*. 2020 Feb 24;8(1):5.
554 <https://doi.org/10.3390/diseases8010005>.
- 555 9. Mapatse M, Sabeta C, Fafetine J, Abernethy D. Knowledge, attitudes, practices (KAP) and
556 control of rabies among community households and health practitioners at the human-
557 wildlife interface in Limpopo National Park, Massingir District, Mozambique. *PLoS*
558 *neglected tropical diseases*. 2022 Mar 7;16(3):e0010202.
559 <https://doi.org/10.1371/journal.pntd.0010202>.
- 560 10. Hampson K, Coudeville L, Lembo T, Sambo M, Kieffer A, Attlan M, Barrat J, Blanton
561 JD, Briggs DJ, Cleaveland S, Costa P. Estimating the global burden of endemic canine
562 rabies. *PLoS neglected tropical diseases*. 2015 Apr 16;9(4):e0003709.
563 <https://doi.org/10.1371/journal.pntd.0003709>.

- 564 11. Guadu T, Shite A, Chanie M, Bogale B, Fentahun T. Assessment of knowledge, attitude
565 and practices about rabies and associated factors: in the case of Bahir Dar town. *Global*
566 *Veterinaria*. 2014;13(3):348-54. <https://doi.org/10.5829/idosi.gv.2014.13.03.8579>.
- 567 12. Aklilu M, Tadele W, Alemu A, Abdela S, Getahun G, Hailemariam A, Tadesse Y, Kitila
568 G, Birhanu E, Fli I, Getachew A. Situation of Rabies in Ethiopia: A Five-Year
569 Retrospective Study of Human Rabies in Addis Ababa and the Surrounding Regions.
570 *Journal of Tropical Medicine*. 2021;2021(1):6662073.
571 <https://doi.org/10.1155/2021/6662073>.
- 572 13. Woldegeorgis BZ, Genebo AP, Gebrekidan AY, Kassie GA, Azeze GA, Asgedom YS.
573 Knowledge, attitudes and prevention practices related to dog-mediated rabies in Ethiopia:
574 a systematic review and meta-analysis of observational epidemiological studies from
575 inception to 2023. *Frontiers in Public Health*. 2023 Dec 21;11:1276859.
576 <https://doi.org/10.3389/fpubh.2023.1276859>.
- 577 14. Jemberu WT, Molla W, Almaw G, Alemu S. Incidence of rabies in humans and domestic
578 animals and people's awareness in North Gondar Zone, Ethiopia. *PLoS neglected tropical*
579 *diseases*. 2013 May 9;7(5):e2216. <https://doi.org/10.1371/journal.pntd.0002216>.
- 580 15. Jibat T, Mourits MC, Hogeveen H. Incidence and economic impact of rabies in the cattle
581 population of Ethiopia. *Preventive Veterinary Medicine*. 2016 Aug 1;130:67-76.
582 <https://doi.org/10.1016/j.prevetmed.2016.06.005>.
- 583 16. Dabuma T, Kabeta T, Mengist HM. Assessment of basic knowledge, attitude and practice
584 of community on rabies and retrospective survey in and around ambo town, west Shoa zone
585 of Ethiopia. *J Med Microb Diagn*. 2017 Jan 1;6(263):2161-0703.
586 <https://doi.org/10.4172/2161-0703.1000263>.

- 587 17. Shwiff SA, Sterner RT, Jay MT, Parikh S, Bellomy A, Meltzer MI, Rupprecht CE, Slate
588 D. Direct and indirect costs of rabies exposure: a retrospective study in southern California
589 (1998–2002). *Journal of wildlife diseases*. 2007 Apr 1;43(2):251-7.
590 [http://meridian.allenpress.com/jwd/article-pdf/43/2/251/2227402/0090-3558-](http://meridian.allenpress.com/jwd/article-pdf/43/2/251/2227402/0090-3558-43_2_251.pdf)
591 [43_2_251.pdf](http://meridian.allenpress.com/jwd/article-pdf/43/2/251/2227402/0090-3558-43_2_251.pdf).
- 592 18. Anderson A, Shwiff SA. The cost of canine rabies on four continents. *Transboundary and*
593 *emerging diseases*. 2015 Aug;62(4):446-52. <https://doi.org/10.1111/tbed.12168>.
- 594 19. Sambo M, Lembo T, Cleaveland S, Ferguson HM, Sikana L, Simon C, Urassa H, Hampson
595 K. Knowledge, attitudes and practices (KAP) about rabies prevention and control: a
596 community survey in Tanzania. *PLoS neglected tropical diseases*. 2014 Dec 4;8(12):e3310.
597 <https://doi.org/10.1371/journal.pntd.0003310>.
- 598 20. Moran D, Juliao P, Alvarez D, Lindblade KA, Ellison JA, Gilbert AT, Petersen B,
599 Rupprecht C, Recuenco S. Knowledge, attitudes and practices regarding rabies and
600 exposure to bats in two rural communities in Guatemala. *BMC research notes*. 2015
601 Dec;8:1-7. <https://doi.org/10.1186/s13104-014-0955-1>.
- 602 21. Tiwari HK, O’Dea M, Robertson ID, Vanak AT. Knowledge, attitudes and practices (KAP)
603 towards rabies and free-roaming dogs (FRD) in Shirsuphal village in western India: A
604 community-based cross-sectional study. *PLoS neglected tropical diseases*. 2019 Jan
605 25;13(1):e0007120. <https://doi.org/10.1371/journal.pntd.0007120>.
- 606 22. Hagos WG, Muchie KF, Gebru GG, Mezgebe GG, Reda KA, Dachew BA. Assessment of
607 knowledge, attitude and practice towards rabies and associated factors among household
608 heads in Mekelle city, Ethiopia. *BMC Public Health*. 2020 Jan 14;20(1):57.
609 <https://doi.org/10.1186/s12889-020-8145-7>.

- 610 23. Birasa D, Deneke Y, Oljira D, Desa G. Assessment of knowledge, attitude and practice
611 (KAP) of the community toward rabies in Medawelabu district, bale zone, Ethiopia. *Int J*
612 *Res Granthaalayah*. 2020;8:29-42. <https://doi.org/10.29121/granthaalayah.v8.i3.2020.124>.
- 613 24. Bahiru A, Molla W, Yizengaw L, Mekonnen SA, Jemberu WT. Knowledge, attitude and
614 practice related to rabies among residents of Amhara region, Ethiopia. *Heliyon*. 2022 Nov
615 1;8(11). <https://doi.org/10.1016/j.heliyon.2022.e11366>.
- 616 25. Kabeta T, Deresa B, Tigre W, Ward MP, Mor SM. Knowledge, attitudes and practices of
617 animal bite victims attending an anti-rabies health center in Jimma Town, Ethiopia. *PLoS*
618 *neglected tropical diseases*. 2015 Jun 26;9(6):e0003867.
619 <https://doi.org/10.1371/journal.pntd.0003867>.
- 620 26. Serebe, S. G., Tadesse, K. A., Yizengaw, A., & Tamrat, S. M. (2014). Study on community
621 knowledge, attitude and practice of rabies in and nearby Gondar town, Northwest Ethiopia.
622 *Journal of Public Health and Epidemiology*. 2014 6(12):429–435.
623 <https://doi.org/10.5897/JPHE2014.0669>.
- 624 27. Widyastuti MD, Bardosh KL, Sunandar , Basri C, Basuno E, Jatikusumah A, Arief RA,
625 Putra AA, Rukmantara A, Estoepangestie AT, Willyanto I. On dogs, people, and a rabies
626 epidemic: results from a sociocultural study in Bali, Indonesia. *Infectious diseases of*
627 *poverty*. 2015 Dec;4:1-8. <https://doi.org/10.1186/s40249-015-0061-1>.
- 628 28. Yalembrat N, Bekele T, Melaku M. Assessment of public knowledge, attitude and
629 practices towards rabies in Debark Woreda, North Gondar, Ethiopia. *Journal of Veterinary*
630 *Medicine and Animal Health*. 2016 Nov 30;8(11):183-92.
631 <https://doi.org/10.5897/JVMAH2016.0504>.

- 632 29. Alie A, Assefa A, Derso S, Ayele B. Assessment of knowledge, attitude and practice on
633 rabies in and around Debretabor, South Gondar, Northwest Ethiopia. *Int J Basic Appl*
634 *Virol.* 2015;4(1):28-34. <https://doi.org/10.5829/idosi.ijbav.2015.4.1.94266>.
- 635 30. Digafe RT, Kiflew LG, Mechesso AF. Knowledge, attitudes and practices towards rabies:
636 a questionnaire survey in rural household heads of Gondar Zuria District, Ethiopia. *BMC*
637 *research notes.* 2015 Dec;8:1-7. <https://doi.org/10.1186/s13104-015-1357-8>.
- 638 31. Eidson M, Schmit K, Keegan M, Trimarchi CV, Tserenpuntsag B, Willsey A.
639 Development and evaluation of bat rabies education materials. *Evidence-Based Preventive*
640 *Medicine.* 2004;1(2):85-91.
- 641 32. Yizengaw E, Getahun T, Mulu W, Ashagrie M, Abdela I, Geta M. Incidence of human
642 rabies virus exposure in northwestern Amhara, Ethiopia. *BMC infectious diseases.* 2018
643 Dec;18:1-7. <https://doi.org/10.1186/s12879-018-3500-3>.
- 644 33. Teklu GG, Hailu TG, Eshetu GR. High incidence of human rabies exposure in
645 northwestern Tigray, Ethiopia: a four-year retrospective study. *PLoS neglected tropical*
646 *diseases.* 2017 Jan 6;11(1):e0005271. <https://doi.org/10.1371/journal.pntd.0005271>.
- 647 34. Aleme H. Retrospective study on rabies at selected districts of Tigray Region, Northern
648 Ethiopia. *Journal of Public Health and Epidemiology.* 2017 Mar 31;9(3):41-5.
649 <https://doi.org/10.5897/jphe2015.0743>.
- 650 35. Menghistu HT, Thaiyah AG, Bajitie M, Bundi J, Gugssa G, Bsrat A, Kirui G, Kitaa JM,
651 Tsegaye Y, Teferi T. Free-roaming dogs and the communities' knowledge, attitude and
652 practices of rabies incidence/human exposures: Cases of selected settings in Ethiopia and
653 Kenya. *Ethiopian Journal of Health Development.* 2018;32(1).

- 654 36. Kitale PM, McDermott JJ, Kyule MN, Gathuma JM. Community-based active surveillance
655 for rabies in Machakos District, Kenya. *Preventive Veterinary Medicine*. 2000 Mar
656 29;44(1-2):73-85.
- 657 37. Ismail MZ, Al-Hamdi NK, Al-Amery AN, Marston DA, McElhinney L, Taylor E, del Rio
658 Vilas V, Dadan TM, Fooks AR, Horton DL. Quantifying and mapping the burden of human
659 and animal rabies in Iraq. *PLoS neglected tropical diseases*. 2020 Oct 22;14(10):e0008622.
660 <https://doi.org/10.1371/journal.pntd.0008622>

West Shewa Zone

Purposive Sampling Method

medRxiv preprint doi: <https://doi.org/10.1101/2024.10.24.24316052>; this version posted October 24, 2024. The copyright holder for this preprint (which was not certified by peer review) is the author/funder, who has granted medRxiv a license to display the preprint in perpetuity. It is made available under a [CC-BY 4.0 International license](https://creativecommons.org/licenses/by/4.0/).

Ambo

Dirre Inchinni

Random Sampling Method

Burka
Qurbi 419
HHs

Goromti
915 HHs

Homisane
716 HHs

Tokke
Laman 523
HHs

Proportional allocation

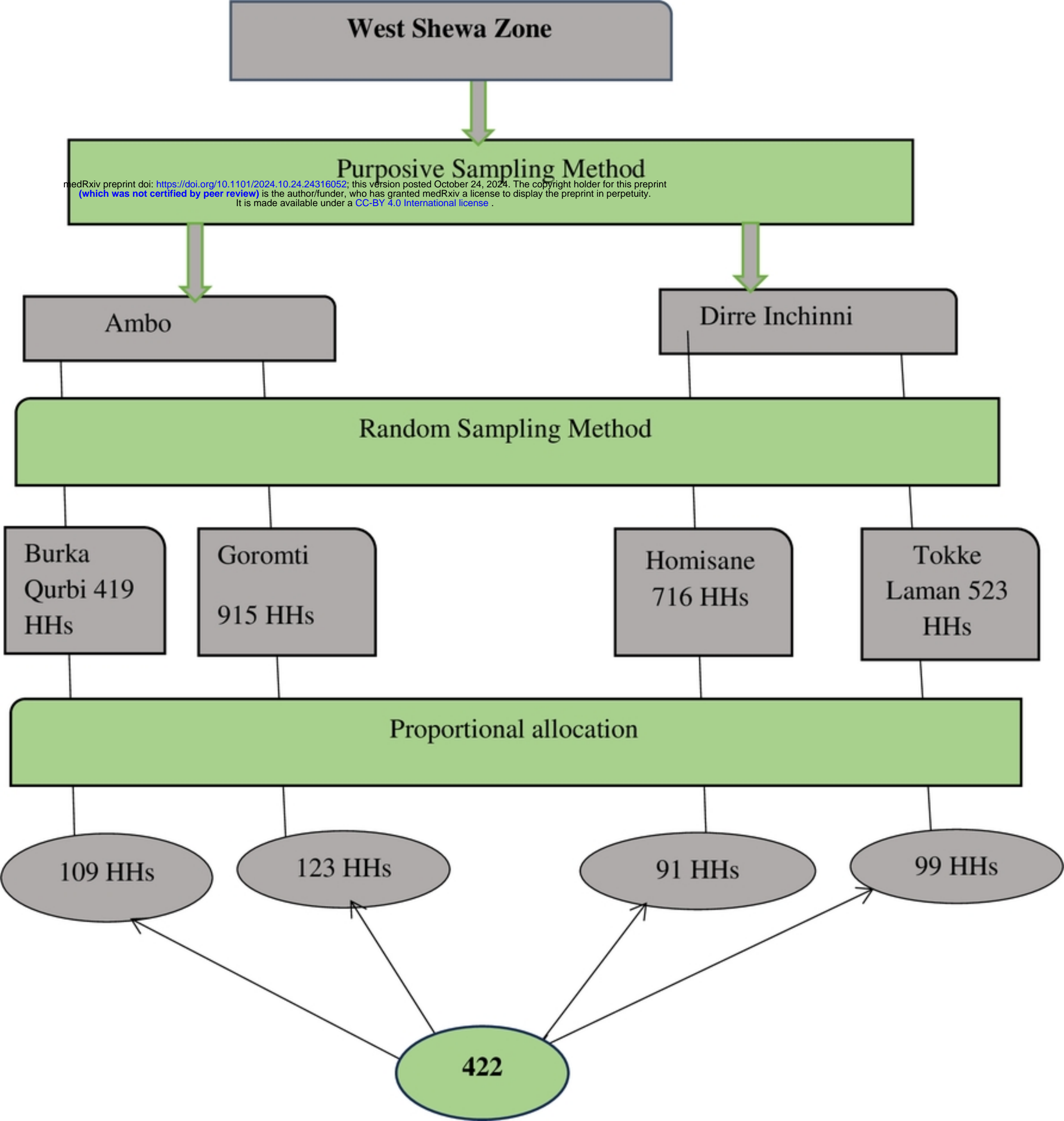
109 HHs

123 HHs

91 HHs

99 HHs

422



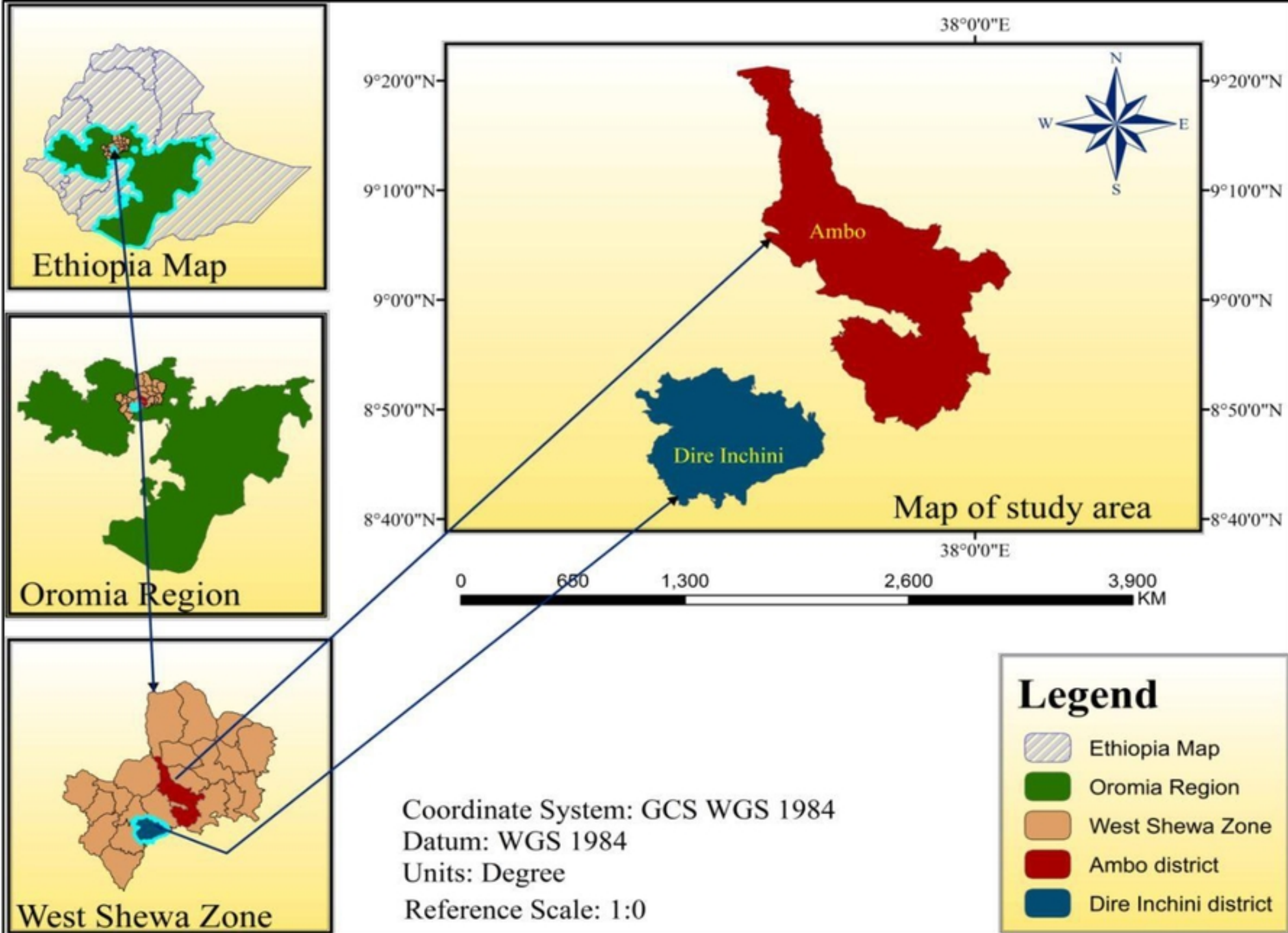


Fig. 1. Map of the study area

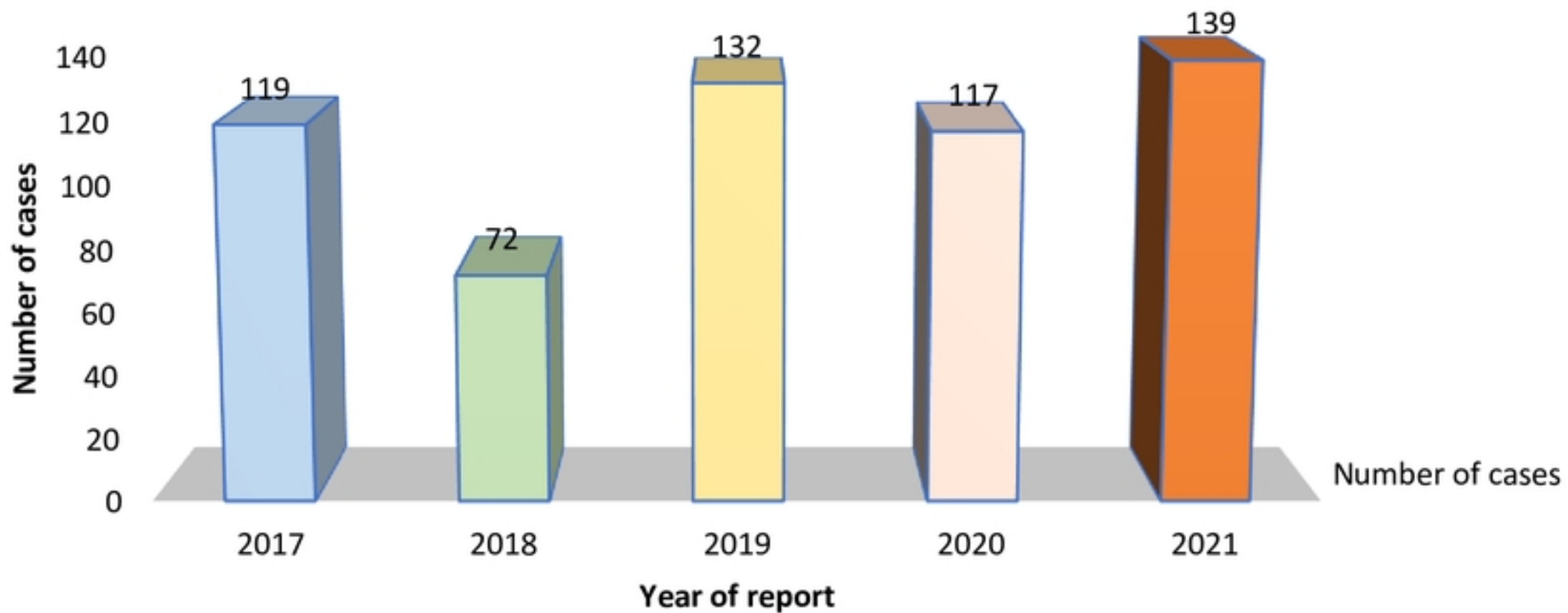


Fig. 3. Temporal distribution of rabies in the study area

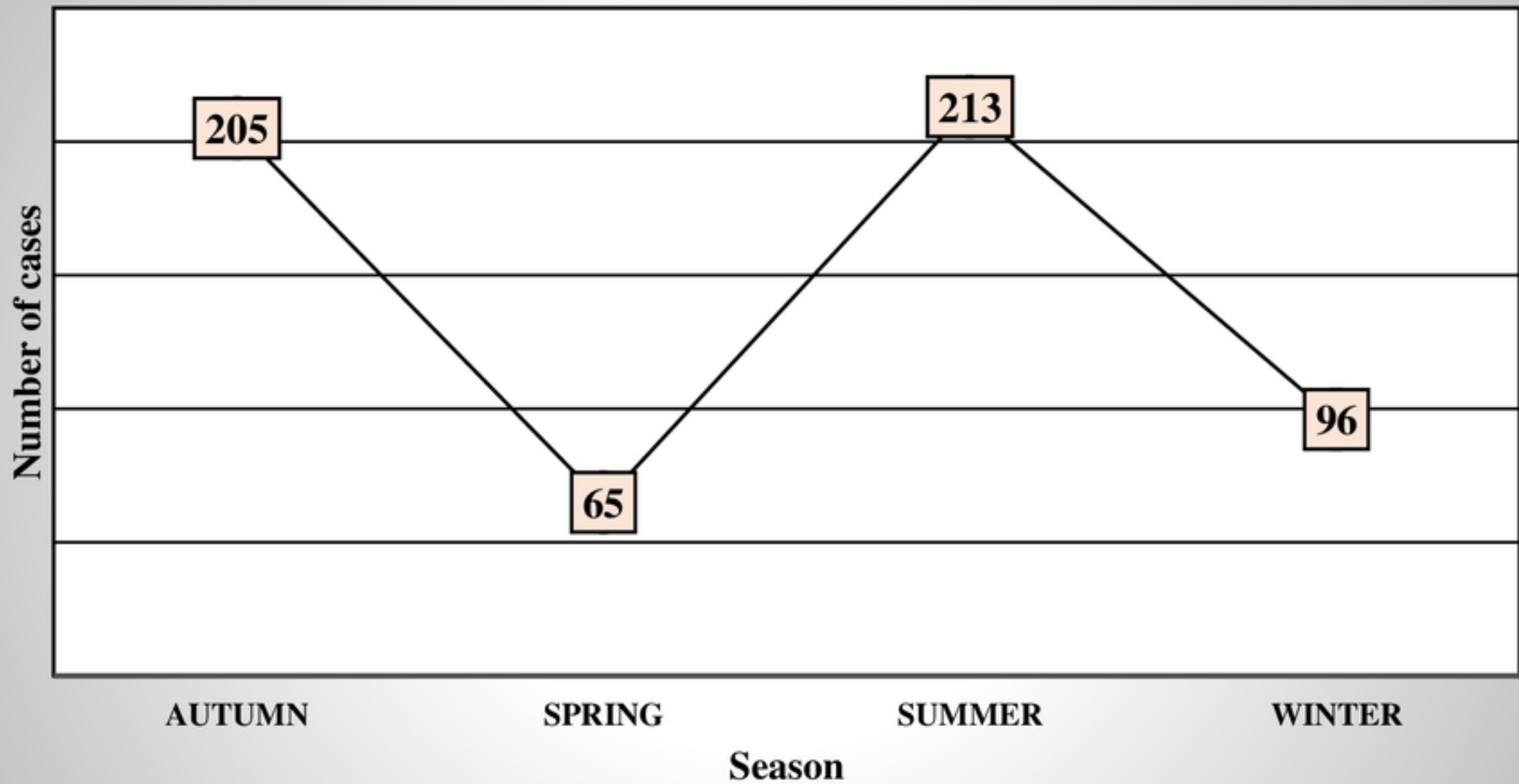


Fig. 1. Seasonal distribution of rabies in humans