

1 **Impulsivity Facets and Substance Use Involvement: Insights from Genomic**
2 **Structural Equation Modeling**

3 Laura Vilar-Ribó, PhD¹; Alexander S Hatoum, PhD²; Andrew D Grotzinger, PhD^{3,4}; Travis T
4 Mallard, PhD⁵; 23andMe Research Team⁶, Sarah Elson, PhD⁶; Pierre Fontanillas, PhD⁶;
5 Abraham A Palmer, PhD^{1,7}; Daniel E Gustavson, PhD^{3,4*}; Sandra Sanchez-Roige, PhD^{1,7,8*}

6
7 ¹ Department of Psychiatry, University of California San Diego, La Jolla CA, USA

8 ² Department of Psychological and Brain Sciences, Washington University in St. Louis, St. Louis,
9 Missouri

10 ³ Institute for Behavioral Genetics, University of Colorado Boulder, Boulder, CO

11 ⁴ Department of Psychology and Neuroscience, University of Colorado at Boulder, Boulder, CO,
12 USA.

13 ⁵ Psychiatric and Neurodevelopmental Genetics Unit, Center for Genomic Medicine,
14 Massachusetts General Hospital, Boston, MA

15 ⁶ 23andMe, Inc., Sunnyvale, CA, USA

16 ⁷ Institute for Genomic Medicine, University of California San Diego, La Jolla, CA, USA

17 ⁸ Division of Genetic Medicine, Department of Medicine, Vanderbilt University, Nashville, TN,
18 USA

19
20 **Co-corresponding authors:** Daniel E Gustavson, daniel.gustavson@colorado.edu; Sandra
21 Sanchez-Roige, sanchezroige@ucsd.edu

22
23 **Word count: 2942**

24 **Abstract**

25 **Background:** Impulsivity is a multidimensional trait associated with substance use disorders
26 (SUDs), but the relationship between distinct impulsivity facets and stages of substance use
27 involvement remains unclear.

28 **Methods:** We used genomic structural equation modeling and genome-wide association studies
29 (N=79,729-903,147) based on individuals of European ancestry to examine the latent genetic
30 architecture of impulsivity and substance use behaviors. We included GWAS data from nine
31 impulsivity traits and seven substance use (SU) and SUD traits.

32 **Results:** We found that the SU and SUD factors were strongly genetically inter-correlated
33 ($r_G=0.77$) but their associations with impulsivity factors differed. Lack of premeditation, negative
34 and positive urgency were equally positively genetically correlated with both the SU ($r_G=.0.30-0.50$)
35 and SUD ($r_G=0.37-0.47$) factors; sensation seeking was more strongly genetically correlated with
36 the SU factor ($r_G=0.27$ vs. $r_G=0.10$); delay discounting was more strongly genetically correlated
37 with the SUD factor ($r_G=0.32$ vs. $r_G=0.21$); and lack of perseverance was only weakly genetically
38 correlated with the SU factor ($r_G=0.09$). After controlling for the genetic correlation between
39 SU/SUD, we found that lack of premeditation and positive urgency were independently genetically
40 associated with both the SU ($\beta=0.39$, $\beta=0.28$, respectively) and SUD factors ($\beta=0.28$, $\beta=0.19$,
41 respectively); sensation seeking and lack of perseverance were independently genetically
42 associated with the SU factor ($\beta=0.46$, $\beta=0.19$, respectively); and negative urgency and delay
43 discounting were independently genetically associated with the SUD factor ($\beta=0.34$, $\beta=0.39$,
44 respectively).

45 **Conclusions:** Our findings show that specific impulsivity facets confer risk for distinct stages of
46 substance use involvement, with potential implications for SUDs prevention and treatment.

47 Introduction

48 Impulsivity, broadly defined as the tendency to act on urges or desires without forethought or
49 consideration of potential consequences, is a heritable trait associated with numerous psychiatric
50 disorders, including substance use disorders (SUDs) (Amlung et al., 2017; Berg et al., 2015;
51 Ersche et al., 2010; Kozak et al., 2019; Lees et al., 2021; MacKillop et al., 2011; Mitchell, 2019;
52 Vassileva & Conrod, 2019). As the concept of impulsivity has evolved, researchers have
53 recognized that it represents a family of cognitive and behavioral tendencies influenced by partially
54 distinct neurobiological substrates (E. Levitt et al., 2020; Meda et al., 2009; Miller & Gizer, 2023;
55 Vassileva & Conrod, 2019), as opposed to a single unitary construct (Dick et al., 2010; Evenden,
56 1999; Griffin et al., 2018). These different forms can manifest, for instance, through motor (acting
57 without thinking), non-planning (lack of forethought), choice (preference for immediate rewards),
58 risk-taking (engaging in potentially harmful activities) or attentional (difficulty focusing) impulsivity.
59 To thoroughly assess this multi-dimensionality, several psychological instruments have been
60 developed, including self-reported questionnaires such as the Impulsive Behavior Scale (UPPS-
61 P) (Cyders et al., 2014; Whiteside et al., 2005), the Barratt Impulsiveness scale (BIS) (Barratt,
62 1994), and the Monetary Choice Questionnaire (MCQ) (Kirby et al., 1999).

63 Impulsivity is a well-established risk factor for SUDs, and is known to influence several stages of
64 vulnerability, including initial substance use, regular use without consequences or dependence
65 (“normative use”; Kearns et al., 2022; Shin et al., 2012; Wasserman et al., 2020, 2021), as well as
66 the progression towards compulsive and problematic use (Lee et al., 2019; Petker et al., 2021;
67 Poulton & Hester, 2020; Verdejo-Garcia & Albein-Urios, 2021), and treatment outcomes
68 (Athamneh et al., 2019, 2022; Heinz et al., 2015; E. E. Levitt et al., 2023; Loree et al., 2015). In
69 addition, these epidemiological studies have suggested that specific impulsivity facets have unique
70 relationships with these different stages of substance use vulnerability. For instance, sensation
71 seeking is often associated with substance use initiation, whereas other facets, such as negative
72 urgency, lack of premeditation and delay discounting, are associated with substance use-related
73 problems or poorer treatment outcomes (Hershberger et al., 2017; Hildebrandt et al., 2021; Kearns
74 et al., 2022; Kräplin et al., 2020; MacKillop et al., 2011; Petker et al., 2021; Stamatou & Lau-
75 Barraco, 2017; Stautz & Cooper, 2013; Tran et al., 2018). A deeper knowledge into these
76 differences could lead to more effective strategies for treating and preventing SUDs by targeting
77 specific dimensions of impulsivity. However, these prior phenotypic studies often face
78 methodological challenges, such as small sample sizes, variability in instrument measurement and
79 difficulty controlling for potential environmental biases, which can limit the generalizability and
80 interpretability of the findings (Friedman & Gustavson, 2022; Sanchez-Roige & Palmer, 2020).

81 Genetic studies can partially overcome some of the limitations of phenotypic studies by examining
82 the relationship between impulsivity and substance use vulnerability using independent cohorts,
83 which partially controls for potential environmental confounds (Miller & Gizer, 2024; Sanchez-

84 Roige, Fontanillas, et al., 2019; Sanchez-Roige et al., 2023). For more than two decades, family
85 and twin studies have shown that the relationships between impulsivity and substance use
86 behaviors are largely due to an underlying shared genetic liability (Kendler et al., 2003; Slutske et
87 al., 2002; Tarter et al., 2004). Recent multivariate techniques, such as Genomic Structural
88 Equation Modeling (Genomic SEM), can combine data from multiple correlated phenotypes
89 derived from genome-wide association studies (GWAS) and model the latent genetic factor
90 structure of impulsivity and substance use behaviors (Grotzinger et al., 2019). Using recent GWAS
91 of impulsivity (Sanchez-Roige, Fontanillas, et al., 2019; Sanchez-Roige et al., 2023), we have
92 applied Genomic SEM to model the genetic architecture of impulsivity facets and corroborated that
93 impulsivity is multidimensional (Gustavson et al., 2020, 2024; Mallard et al., 2023). While most
94 impulsivity facets were positively genetically correlated with one another, others such as sensation
95 seeking and delay discounting were divergent (Gustavson et al., 2020, 2024; Mallard et al., 2023).
96 We also used Genomic SEM to model the latent structure of SUDs, and shown that the genetic
97 architecture of normative use and SUDs are distinct (Hatoum et al., 2022, 2023; Mallard et al.,
98 2022). Furthermore, a recent Genomic SEM study identified a stronger genetic overlap between
99 sensation seeking and alcohol consumption compared to alcohol use disorder (Miller & Gizer,
100 2024). However, the extent to which other impulsivity facets are differentially genetically related to
101 aspects of substance use involvement has not been systematically explored.

102 Here we build upon these Genomic SEM findings to model the genetic architecture of impulsivity
103 facets and substance use behaviors. We leveraged access to well-powered GWAS summary
104 statistics (N=79,729-903,147) to examine the latent genetic relationship between nine impulsivity
105 facets, captured by six latent factors based on our prior work , including negative and positive
106 urgency (inability to resist temptations while experiencing positive or negative affect), lack of
107 premeditation (tendency to act without planning or self-control), lack of perseverance (inability to
108 persist on difficult tasks), sensation seeking (tendency to enjoy risky situations) and delay
109 discounting (preference for smaller immediate rewards over larger delayed rewards), and seven
110 substance use-related measures, captured by two factors based on our prior work (Hatoum et al.,
111 2022, 2023), including normative substance use (SU; based on lifetime and quantity/frequency
112 use) and SUD. Based on prior findings, we hypothesized that specific impulsivity facets would be
113 differentially associated with SU and SUD factors, providing a more comprehensive understanding
114 into the etiology of substance use vulnerability.

115 **Methods**

116 **GWAS data**

117 *Overview.* We used published GWAS derived from genetically-predicted individuals of European
118 ancestry based on genetic similarity (National Academies of Sciences & Medicine, 2023). Our

119 study was limited to this group because similar impulsivity GWAS data are not available for other
120 groups. **Table 1** provides an overview of the GWAS datasets used.

121 *Impulsivity.* We used summary statistics from our latest impulsivity GWAS (Sanchez-Roige et al.,
122 2023). These included five measures from the UPPS-P Impulsive Behavior Scale (Cyders et al.,
123 2014; Whiteside et al., 2005) and three from the BIS scales (Barratt, 1994) in a cohort comprising
124 up to 133,517 consented research participants from 23andMe, Inc. These data sets have been
125 extensively described elsewhere (Sanchez-Roige et al., 2023).

126 *Delay discounting.* We used summary statistics from our latest GWAS of delay discounting (H. H.
127 A. Thorpe et al., 2024), which included 134,935 consented research participants from 23andMe,
128 Inc. Participants completed the 27-item MCQ (Kirby et al., 1999). More information about this
129 dataset can be found in H. H. Thorpe et al., (2024).

130 *Substance use.* We used summary statistics from three normative substance use GWAS: drinks
131 per week (N = 666,978; Saunders et al., 2022), smoking initiation (N = 805,431; Saunders et al.,
132 2022) and lifetime cannabis use (N = 184,765; Pasman et al., 2018).

133 *Substance use disorders.* We used summary statistics from four SUDs GWAS: problematic alcohol
134 use (PAU) (N = 903,147; Zhou et al., 2023), tobacco use disorder (TUD) (N = 495,471; Toikumo
135 et al., 2024), cannabis use disorder (CUD) (N = 886,025; Levey et al., 2023) and opioid use
136 disorder (OUD) (N = 79,729; Zhou, Rentsch, et al., 2020).

137 **Data analysis**

138 All analyses were conducted in R (Version 4.1.1; R CoreTeam, 2022). We used the GenomicSEM
139 package (Version 0.0.4; Grotzinger et al., 2019), which applies SEM methods to GWAS summary
140 statistics. Genomic SEM leverages Linkage Disequilibrium Score Regression (LDSC) (Bulik-
141 Sullivan et al., 2015) to generate a genetic correlation matrix between traits from GWAS summary
142 statistics. Genomic SEM adjusts for potential sample overlap by estimating a sampling covariance
143 matrix that indexes the precision of the estimates as well as the extent to which the sampling
144 dependencies of the estimates are associated (Grotzinger et al., 2019).

145 Structural equation models are fit to the data using Genomic SEM, which draws on functionality
146 from the *lavaan* R package (Rosseel, 2012). We used standard European reference panels and
147 parameter settings, and the diagonally weighted least squares (DWLS) estimation method. Model
148 fit was determined based on the comparative fit index (CFI) and the standardized root mean square
149 residual (SRMR). Good-fitting models are expected to have CFI higher than .95 (.90 for acceptable
150 fit), SRMR smaller than .08, and smaller AIC values than competing nested models (Hu & Bentler,
151 1998). Significance of individual parameter estimates was established with 95% confidence
152 intervals (CIs) and FDR corrected *p* value.

153 **Model-fitting approach**

154 First, we separately fit confirmatory factor models of impulsivity and substance use-related
155 measures. For impulsivity, we fit a six-factor model, using GWAS data from the UPPS-P (five traits)
156 and the BIS (three traits) subscales and delay discounting (**Table 1**), based on our prior work
157 (Gustavson et al., 2020, 2024). This model included the three BIS subscales and the UPPS-P lack
158 of premeditation subscale as indices of a lack of premeditation factor (**Figure 2**). Next, we fit a two-
159 factor model comprising the SU and SUD factors, using GWAS data from seven substance use-
160 related measures, based on prior work by Hatoum et al., (2022) and Karlsson Linnér et al., (2021).
161 Notably, our SU factor is composed of indices of lifetime use as well as quantity/frequency of use.
162 Despite the lack of GWAS for lifetime alcohol use, the high genetic correlation between alcohol
163 quantity/frequency and smoking/cannabis lifetime use measures (**Figure 1**) suggests that these
164 phenotypes could potentially be indicative of a single latent factor. Our SUD factor replicated the
165 addiction-risk-factor model by Hatoum et al., (2022, 2023), replacing problematic tobacco use for
166 TUD (Toikumoto et al., 2024), which was not available at the time of their analyses. Finally, we
167 constructed a common factor model in which all factors (six impulsivity factors, SU factor, SUD
168 factor) were fitted simultaneously. We fit two versions of this model: (a) a correlated factors model
169 where we estimated the genetic correlations between all impulsivity, SU, and SUD factors, and (b)
170 a multiple regression mode, where impulsivity was regressed on SU and SUD factors, with the
171 latent factors treated as correlated outcomes. Within the correlated factors model, to test whether
172 impulsivity facets were differentially correlated with the SU and SUD factors, we included a
173 computed variable (i.e., a defined parameter) that captured the difference between the SU and
174 SUD estimates. We used the associated p value to test this difference. The multiple regression
175 model was used to quantify whether genetic associations between impulsivity and SU were
176 independent of genetic influences on SUD (and vice-versa). To account for multiple testing, we
177 applied an FDR correction to all p values.

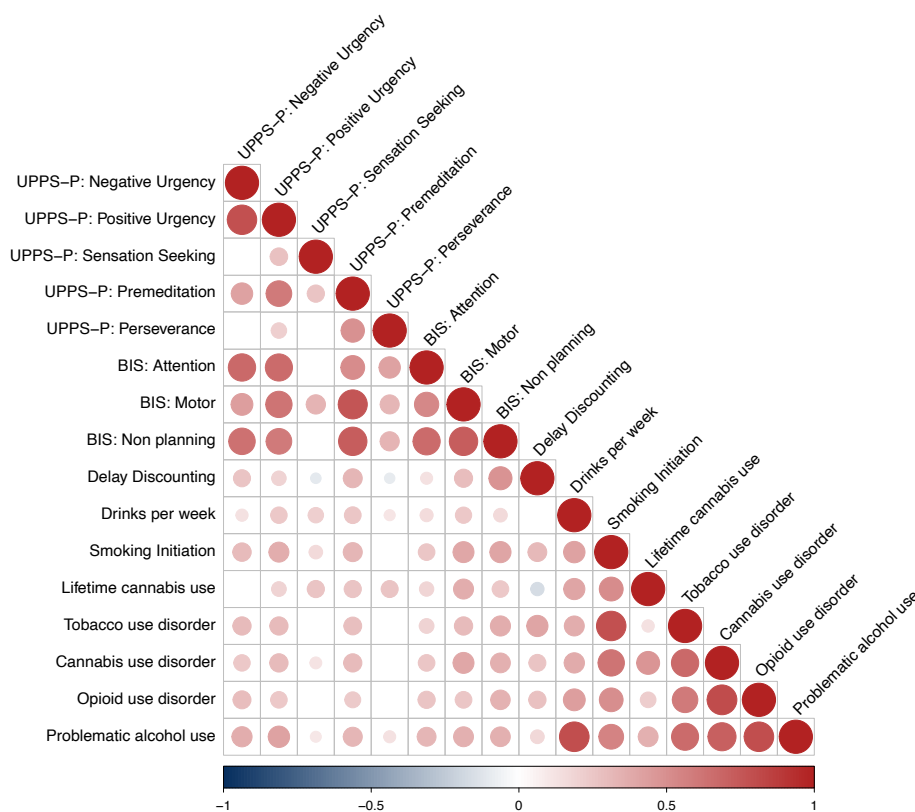
178 **Data availability**

179 Summary statistics for the SU and SUD GWAS were publicly available. Data from 23andMe are
180 available upon request (see <https://research.23andme.com/dataset-access/>). The R data files
181 containing the Genomic SEM matrices and an R markdown with the analysis scripts and
182 corresponding outputs are available at the following link
183 https://osf.io/ba8dy/?view_only=acacd8c2eae844e88b8b4510a7d59973, which allows for
184 replication and analyses of competing models without obtaining the source data.

185 **Results**

186 **Figure 1** shows the genetic correlation matrix (r_g) among all study variables. Genetic correlations
187 between impulsivity facets and substance use involvement traits were broadly significant and
188 positive, ranging from $r_g = 0.11$ to $r_g = 0.80$, with a few exceptions (**Supplementary Table 1**). Delay

189 discounting was negatively genetically correlated with sensation seeking, lack of perseverance
 190 and lifetime cannabis use (r_g range = -0.1 to -0.16).

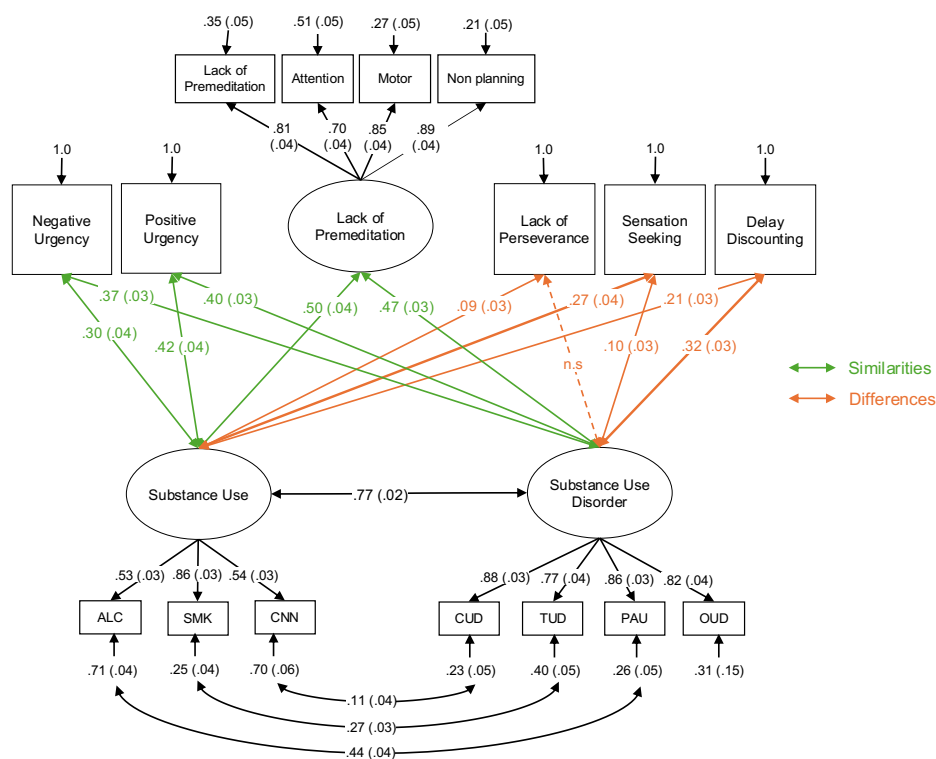


191 **Figure 1.** Genetic correlation (r_g) matrix between all study variables. The size and color of the circle indicates
 192 the strength of the correlation. Non-significant genetic correlations are left blank. r_g and 95% confidence
 193 intervals can be found in **Supplementary Table 1**. UPPS-S = Impulsive Behavior Scale; BIS = Barratt
 194 Impulsiveness Scale.

195 The six-factor impulsivity model, which was based on prior work from (Gustavson et al., 2020),
 196 showed acceptable fit ($\chi^2(17) = 441.49$, CFI = .938, SRMR = .074) (**Figure 2**). This model included
 197 five single-item factors (i.e., negative urgency, positive urgency, lack of perseverance, sensation
 198 seeking and delay discounting), and one common factor comprising the three BIS subscales and
 199 lack of premeditation. The two-factor substance use model, which captured the shared genetic
 200 variation of drinks per week, smoking initiation and lifetime cannabis use into a SU factor, and the
 201 shared genetic variation of PAU, TUD, CUD and OUD into a SUD factor, also showed an
 202 acceptable fit ($\chi^2(10) = 98.57$, CFI = .985, SRMR = .056). As expected, the SU and SUD factors
 203 exhibited a strong positive genetic correlation, indicating significant shared genetic influences (r_G
 204 = .77, 95% CI = [0.73, 0.81]). Because we expected that measures related to the same substance
 205 (e.g., drinks per week and PAU) would be especially correlated with one another, we also included
 206 residual correlations between these measures in our model. The residual correlation between
 207 drinks per week and PAU was moderate ($r_G = .44$, 95% CI = [0.36, 0.52]), while the residual

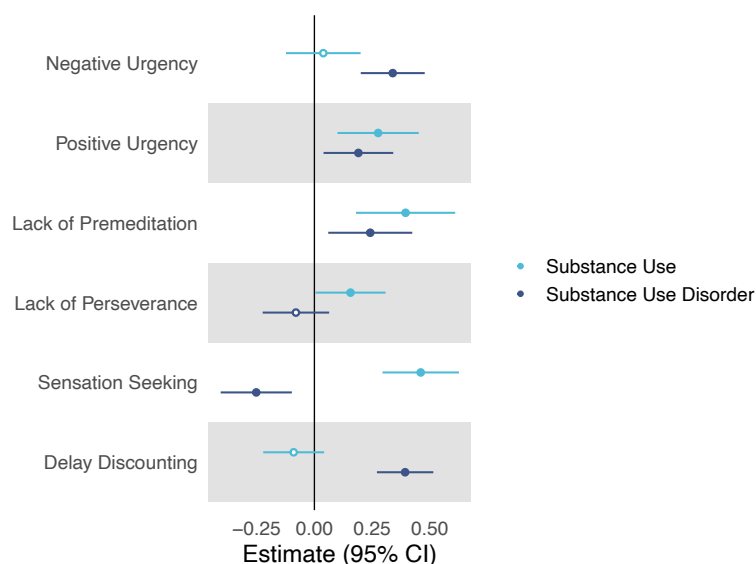
208 correlations between smoking initiation and TUD, and lifetime cannabis use and CUD, were
 209 relatively low ($r_G = .27$, 95% CI = [0.21, 0.34] and $.11$, 95% CI = [0.04, 0.19], respectively).

210 Our final common factor model, displayed in **Figure 2**, combined the six impulsivity, SU and SUD
 211 factors ($\chi^2(78) = 2392.55$, CFI = .939, SRMR = .072). The SU and SUD factors were most strongly
 212 genetically correlated with lack of premeditation (SU $r_G = .50$, 95% CI = [0.42, 0.58]; SUD $r_G = .47$,
 213 95% CI = [0.4, 0.53]), and least strongly genetically correlated with lack of perseverance (SU $r_G =$
 214 $.09$, 95% CI = [0.03, 0.16]; SUD $r_G = .04$, 95% CI = [-0.02, 0.1], $p = n.s.$). Sensation seeking was
 215 more strongly genetically correlated with the SU factor than with the SUD factor ($r_G = .27$, 95% CI
 216 = [0.19, 0.34] vs. $r_G = .10$, 95% CI = [0.04, 0.17], respectively, $p = 4.17e-05$). On the contrary,
 217 delay discounting was more strongly genetically correlated with the SUD factor than with the SU
 218 factor ($r_G = .32$, 95% CI = [0.27, 0.38] vs. $r_G = .21$, 95% CI = [0.15, 0.28], respectively, $p = 2.41e-$
 219 03). For all other impulsivity facets, genetic correlations with the SU and SUD factors were not
 220 significantly different from one another.



221 **Figure 2.** Path diagram for the final model of impulsivity, substance use (SU) and substance use disorder
 222 (SUD) traits. Observed indicators are represented by squares and latent factors are represented by circles.
 223 Single headed arrows indicate factor loading, and double headed arrows indicate correlations. Orange arrows
 224 represent genetic correlations significantly different between impulsivity and SU versus SUD, and green
 225 arrows represent genetic correlations of similar magnitude between impulsivity and SU or SUD. All values
 226 indicate standardized parameters estimates. Confidence intervals and p values can be found in
 227 **Supplementary Table 2.**

228 Given the strong genetic correlation between the SU and SUD factors, we performed a specificity
229 analysis via a multiple regression model to test whether these factors were independently
230 associated with impulsivity facets. This final model had the same fit as the correlated factor model
231 (from **Figure 2**), and the results are described in **Figure 3** and **Supplementary Table 3**. We
232 observed distinct patterns of associations for most of the impulsivity facets with the SU and SUD
233 factors. Controlling for SUD, the SU factor was positively genetically associated with positive
234 urgency ($\beta = 0.28$, 95% CI = [0.1, 0.45], $p = 2.94e-03$), lack of premeditation ($\beta = 0.39$, 95%
235 CI = [0.18, 0.61], $p = 4.80e-04$), lack of perseverance ($\beta = 0.16$, 95% CI = [0.01, 0.31], $p = 4.88e-$
236 02), and sensation seeking ($\beta = 0.46$, 95% CI = [0.3, 0.62], $p = 8.65e-08$). Controlling for SU, the
237 SUD factor was positively genetically associated with negative urgency ($\beta = 0.34$, 95% CI = [0.2,
238 0.48], $p = 2.53e-06$), positive urgency ($\beta = 0.19$, 95% CI = [0.04, 0.34], $p = 1.64e-02$), lack of
239 premeditation ($\beta = 0.24$, 95% CI = [0.06, 0.42], $p = 1.15e-02$) and delay discounting ($\beta = 0.39$,
240 95% CI = [0.27, 0.51], $p = 5.68e-10$), and negatively genetically associated with sensation seeking
241 ($\beta = -0.25$, 95% CI = [-0.4, -0.1], $p = 1.98e-03$).



242 **Figure 3.** Standardized genetic associations between SU and SUD (controlling for one another), and the six
243 impulsivity factors. Estimates, 95% confidence intervals and p values for these regressions can be found in
244 **Supplementary Table 3**. Significant associations are indicated with a filled-in circle.

245 Discussion

246 A deeper understanding of the relationship between impulsivity facets and stages of substance
247 use vulnerability can facilitate the development of better prevention, diagnosis and treatment
248 strategies for SUDs. In this study, we used GWAS data and Genomic SEM techniques to model
249 the genetic architecture of nine impulsivity facets and seven measures related to substance use
250 and SUDs. Virtually all facets of impulsivity were genetically correlated with both the SU and SUD
251 factors, but the magnitude of these correlations varied across different impulsivity facets. Our
252 findings provide evidence that specific impulsivity facets confer risk for distinct stages of substance

253 use involvement and emphasize the need to consider the multi-dimensional nature of impulsivity
254 in SUD-related research.

255 As expected, the SU and SUD factors were strongly genetically correlated but not at unity,
256 consistent with our prior work (Hatoum et al., 2022, 2023). This supports the idea that while
257 normative use and SUDs are related, they have different genetic architectures, which may also
258 contribute to differences in their relationships with other traits or behaviors (Dick et al., 2011;
259 Kranzler et al., 2019; Levey et al., 2023; Mallard et al., 2022; Mallard & Sanchez-Roige, 2021;
260 Polimanti et al., 2020; Sanchez-Roige et al., 2022; Sanchez-Roige, Palmer, et al., 2019). For
261 example, some impulsivity facets were most strongly linked to aspects of normative use. In
262 particular, sensation seeking showed a stronger genetic correlation with the SU than the SUD
263 factor. Delay discounting, however, showed a stronger genetic correlation with the SUD than the
264 SU factor. Meanwhile, negative and positive urgency, lack of premeditation and lack of
265 perseverance showed similar genetic correlations with both the SU and SUD factors. Most of these
266 results held in our regression model, which accounted for the genetic overlap between the SU and
267 SUD. Our findings further highlight impulsivity facets as independent phenotypic and genetic
268 constructs, in some cases only moderately correlated with each other (Gustavson et al., 2019,
269 2020; Sanchez-Roige et al., 2023; H. H. Thorpe et al., 2024), that capture specific biological
270 processes relevant to normative and disordered substance use (Miller & Gizer, 2024; Mitchell,
271 2019; Poulton & Hester, 2020).

272 Sensation seeking, defined as the tendency to engage in highly stimulating behaviors, was more
273 strongly genetically correlated with the SU factor compared to the SUD factor, which was further
274 supported by our regression model. Indeed, among all impulsivity facets, sensation seeking
275 exhibited the strongest genetic association with the SU factor. Our results contribute to a
276 substantial body of evidence demonstrating that sensation seeking is primarily associated with
277 aspects of initiation and experimental substance use (Birkley & Smith, 2011; Fischer et al., 2008;
278 Griffin et al., 2018; Hildebrandt et al., 2021; Stautz & Cooper, 2013). After controlling for SU, we
279 also observed a significant negative genetic association between sensation seeking and the SUD
280 factor, which aligns with previous phenotypic (Courtney et al., 2012) and genetic (Miller & Gizer,
281 2024) studies and suggests that the influence of sensation seeking on SUDs may primarily
282 manifest through increased normative substance use.

283 Lack of perseverance, which reflects the cognitive difficulties of maintaining effort over an extended
284 period of time, showed a unique, but weak, genetic correlation with the SU factor, but not with the
285 SUD factor. This finding remained consistent in our regression model, and aligns with prior
286 phenotypic studies (Fischer & Smith, 2008; Hildebrandt et al., 2021; Kearns et al., 2022; Magid &
287 Colder, 2007; Stamatou & Lau-Barraco, 2017) and our prior GWAS (Sanchez-Roige et al., 2023;
288 Sanchez-Roige, Fontanillas, et al., 2019), suggesting that lack of perseverance may have a distinct

289 genetic architecture and weaker genetic associations with substance use-related outcomes
290 compared to other impulsivity facets (Gustavson et al., 2020, 2024).

291 Conversely, delay discounting showed a significantly stronger genetic correlation with the SUD
292 factor compared to the SU factor, and as observed in the regression model, the strongest genetic
293 association with the SUD factor among all impulsivity facets. This finding aligns with clinical- and
294 population-based phenotypic studies, where devaluation of delayed rewards appears most
295 relevant to problematic substance use over normative use (Courtney et al., 2012; Fröhner et al.,
296 2022; Kräplin et al., 2020; P. Murphy & Garavan, 2011; Stamates & Lau-Barraco, 2017).

297 Positive and negative urgency showed equal genetic correlations with the SU and SUD factors,
298 however, this was not consistent in our regression model. While positive urgency was
299 independently associated with both the SU and SUD factors, negative urgency was uniquely
300 associated with the SUD factor. This specificity aligns with theoretical models proposing that
301 positive urgency, driven by enhanced sensitivity to rewards, may promote both initial
302 experimentation and escalation to substance misuse, whereas negative urgency, reflecting
303 difficulties regulating responses to negative emotions, may specifically contribute to compulsive
304 use via a process of negative reinforcement during withdrawal (Cyders & Smith, 2008; Koob & Le
305 Moal, 2001; Koob & Volkow, 2010; Smith & Cyders, 2016). Prior epidemiological evidence aligns
306 with this specificity. Positive urgency has been previously associated with both normative (Kaiser
307 et al., 2016; Tomko et al., 2016; Zapolski et al., 2009), and problematic substance use
308 (Coskunpinar et al., 2013; Stautz & Cooper, 2014; Tran et al., 2018), whereas negative urgency
309 has been primarily implicated in SUDs severity and related problems (Adams et al., 2012;
310 Coskunpinar et al., 2013; Fischer & Smith, 2008; Hildebrandt et al., 2021; Kearns et al., 2022;
311 Magid & Colder, 2007; C. Murphy & Mackillop, 2012; Stamates & Lau-Barraco, 2017; Stautz &
312 Cooper, 2013; Tomko et al., 2016; Verdejo-Garcia & Albein-Urios, 2021), supporting our results.
313 Despite the high genetic correlation between positive and negative urgency, our results suggest
314 some distinct genetic relationships with stages of substance use vulnerability. This finding
315 reinforces the notion that these impulsivity facets should be considered separate constructs
316 (Billieux et al., 2021; Carver & Johnson, 2018).

317 Lastly, lack of premeditation, a facet characterized by low executive control and difficulties with
318 prospective thinking and planning, showed the strongest genetic correlation with both the SU and
319 SUD factors. Our regression model suggests that lack of premeditation has independent genetic
320 contributions to both the SU, which aligns with prior phenotypic studies (Fischer & Smith, 2008;
321 Griffin & Trull, 2021; McCabe et al., 2015; Shin et al., 2012, 2013), as well as the SUD factor,
322 where prior findings have been mixed (Fischer & Smith, 2008; Hershberger et al., 2017;
323 Hildebrandt et al., 2021; Magid & Colder, 2007; McCabe et al., 2015; Shin et al., 2012).

324 Our findings should be interpreted in the context of the following limitations. First, GWAS were only
325 conducted in individuals with European genetic similarity; while we have no specific reason to
326 believe these findings are specific to Europeans, future analyses should diversify genetic analyses
327 as larger non-European samples become available. Additionally, all impulsivity GWAS were
328 conducted in a cohort of 23andMe participants that were generally older and had higher
329 socioeconomic status than the general population (Sanchez-Roige et al., 2023). These factors may
330 introduce biases due to gene-environment correlations (Abdellaoui et al., 2022; H. H. A. Thorpe et
331 al., 2024) and reduce the generalizability of the results. Furthermore, Genomic SEM allows
332 modeling the genetic architecture between the traits studied, but it does not infer causality or
333 directionality. Impulsivity facets can represent both risk factors as well as consequences of
334 substance use (Kaiser et al., 2016; Verdejo-García et al., 2008), as seen in longitudinal, family-
335 based and clinical studies where individuals with increased impulsive behaviors have higher
336 susceptibility to substance use and SUDs (Verdejo-Garcia & Albein-Urios, 2021). In addition,
337 chronic substance use can lead to brain alterations that can further exacerbate impulsivity (de Wit,
338 2009). However, the 23andMe cohort used in the impulsivity GWAS data reported relatively low
339 levels of drug use, suggesting that impulsivity due to recent drug use is unlikely to be a major
340 confounder in our study (Sanchez-Roige et al., 2023). Furthermore, the SU and SUD factors
341 exhibited a strong genetic correlation, complicating the interpretation of the regression model due
342 to collinearity issues. Despite this challenge, it remains crucial to distinguish between normative
343 use and SUDs, even if the unique variance is small. This differentiation will inform more effective
344 prevention and intervention strategies aimed at preventing normative SU from progressing to
345 SUDs. Finally, it is noteworthy that some of our results differ from those reported in previous
346 phenotypic studies. However, genetic studies and phenotypic observations can sometimes diverge
347 due to factors like gene-environment interplay, sampling error and confounding factors not
348 accounted for in the analysis (e.g. socioeconomic status, peer influences, or availability of
349 substances) (Sodini et al., 2018).

350 In conclusion, our study provides novel insights into the complex genetic relationships between
351 distinct facets of impulsivity and different stages of substance use involvement. Our findings
352 highlight both similarities and differences on the genetic contributions of various impulsivity
353 domains to aspects of normative substance use and SUDs. These results reinforce the importance
354 of studying impulsivity as multidimensional constructs when trying to determine their role in SUDs
355 vulnerability. Future work should further explore the underlying biological mechanisms of individual
356 facets of impulsivity, many of which are amenable to studies in non-human animals. The insights
357 from this study can also be leveraged to inform targeted prevention and intervention efforts tailored
358 to individual impulsivity profiles and substance use risk.

359

360

361 **Acknowledgements**

362 We would like to thank the research participants and employees of 23andMe for making this work
363 possible.

364 The following members of the 23andMe Research Team contributed to this study:

365 Stella Aslibekyan, Adam Auton, Elizabeth Babalola, Robert K. Bell, Jessica Bielenberg, Ninad S.
366 Chaudhary, Zayn Cochinwala, Sayantan Das, Emily DelloRusso, Payam Dibaeinia, Sarah L.
367 Elson, Nicholas Eriksson, Chris Eijsbouts, Teresa Filshtein, Pierre Fontanillas, Davide Foletti, Will
368 Freyman, Zach Fuller, Julie M. Granka, Chris German, Éadaoin Harney, Alejandro Hernandez,
369 Barry Hicks, David A. Hinds, M. Reza Jabalameli, Ethan M. Jewett, Yunxuan Jiang, Sotiris
370 Karagounis, Lucy Kaufmann, Matt Kmiecik, Katelyn Kukar, Alan Kwong, Keng-Han Lin, Yanyu
371 Liang, Bianca A. Llamas, Aly Khan, Steven J. Micheletti, Matthew H. McIntyre, Meghan E. Moreno,
372 Priyanka Nandakumar, Dominique T. Nguyen, Jared O'Connell, Steve Pitts, G. David Poznik,
373 Alexandra Reynoso, Shubham Saini, Morgan Schumacher, Leah Selcer, Anjali J. Shastri,
374 Jingchunzi Shi, Suyash Shringarpure, Keaton Stagaman, Teague Sterling, Qiaojuan Jane Su,
375 Joyce Y. Tung, Susana A. Tat, Vinh Tran, Xin Wang, Wei Wang, Catherine H. Weldon, Amy L.
376 Williams, Peter Wilton.

377 **Conflict of interest**

378 S.E., P.F., and 23andMe Research Team are employed by and hold stock or stock options in
379 23andMe, Inc. All other authors report no conflicts of interest.

380 **Funding Statement**

381 L.V.R., S.S.R, A.A.P., and D.E.G. are funded through the National Institute on Drug Abuse (NIDA
382 DP1DA054394, P30DA060810, P50DA037844 and R01DA059804). A.A.P., and S.S.R. are
383 funded through the Tobacco-Related Disease Research Program (T32IR5226 and 28IR-0070).
384 T.T.M. is supported by funds from the National Institute of Mental Health (NIMH; K08MH135343)
385 and the National Institute on Alcohol Abuse and Alcoholism (NIAAA; AA030083). A.D.G. is
386 supported by NIMH Grant (R01MH120219).

387

388

389

390

391

392 References

- 393 Abdellaoui, A., Dolan, C. V., Verweij, K. J. H., & Nivard, M. G. (2022). Gene-environment correlations
394 across geographic regions affect genome-wide association studies. *Nature Genetics*, *54*(9),
395 1345–1354. <https://doi.org/10.1038/s41588-022-01158-0>
- 396 Adams, Z. W., Kaiser, A. J., Lynam, D. R., Charnigo, R. J., & Milich, R. (2012). Drinking motives as
397 mediators of the impulsivity-substance use relation: Pathways for negative urgency, lack of
398 premeditation, and sensation seeking. *Addictive Behaviors*, *37*(7), 848–855.
399 <https://doi.org/10.1016/j.addbeh.2012.03.016>
- 400 Amlung, M., Vedelago, L., Acker, J., Balodis, I., & MacKillop, J. (2017). Steep delay discounting and
401 addictive behavior: A meta-analysis of continuous associations. *Addiction*, *112*(1), 51–62.
402 <https://doi.org/10.1111/add.13535>
- 403 Athamneh, L. N., DeHart, W. B., Pope, D., Mellis, A. M., Snider, S. E., Kaplan, B. A., & Bickel, W. K.
404 (2019). The phenotype of recovery III: Delay discounting predicts abstinence self-efficacy
405 among individuals in recovery from substance use disorders. *Psychology of Addictive*
406 *Behaviors: Journal of the Society of Psychologists in Addictive Behaviors*, *33*(3), 310–317.
407 <https://doi.org/10.1037/adb0000460>
- 408 Athamneh, L. N., Freitas Lemos, R., Basso, J. C., Tomlinson, D. C., Craft, W. H., Stein, M. D., &
409 Bickel, W. K. (2022). The phenotype of recovery II: The association between delay
410 discounting, self-reported quality of life, and remission status among individuals in recovery
411 from substance use disorders. *Experimental and Clinical Psychopharmacology*, *30*(1), 59–72.
412 <https://doi.org/10.1037/pha0000389>
- 413 Barratt, E. S. (1994). Impulsiveness and aggression. In *Violence and mental disorder: Developments*
414 *in risk assessment* (pp. 61–79). The University of Chicago Press.
- 415 Berg, J. M., Latzman, R. D., Bliwise, N. G., & Lilienfeld, S. O. (2015). Parsing the heterogeneity of
416 impulsivity: A meta-analytic review of the behavioral implications of the UPPS for
417 psychopathology. *Psychological Assessment*, *27*(4), 1129–1146.
418 <https://doi.org/10.1037/pas0000111>
- 419 Billieux, J., Heeren, A., Rochat, L., Maurage, P., Bayard, S., Bet, R., Besche-Richard, C., Challet-
420 Bouju, G., Carré, A., Devos, G., Flayelle, M., Gierski, F., Grall-Bronnec, M., Kern, L., Khazaal,
421 Y., Lançon, C., Lannoy, S., Michael, G. A., Raffard, S., ... Baggio, S. (2021). Positive and

- 422 negative urgency as a single coherent construct: Evidence from a large-scale network
423 analysis in clinical and non-clinical samples. *Journal of Personality*, 89(6), 1252–1262.
424 <https://doi.org/10.1111/jopy.12655>
- 425 Birkley, E. L., & Smith, G. T. (2011). Recent advances in understanding the personality underpinnings
426 of impulsive behavior and their role in risk for addictive behaviors. *Current Drug Abuse*
427 *Reviews*, 4(4), 215–227. <https://doi.org/10.2174/1874473711104040215>
- 428 Bulik-Sullivan, B. K., Loh, P.-R., Finucane, H. K., Ripke, S., Yang, J., Schizophrenia Working Group of
429 the Psychiatric Genomics Consortium, Patterson, N., Daly, M. J., Price, A. L., & Neale, B. M.
430 (2015). LD Score regression distinguishes confounding from polygenicity in genome-wide
431 association studies. *Nature Genetics*, 47(3), 291–295. <https://doi.org/10.1038/ng.3211>
- 432 Carver, C. S., & Johnson, S. L. (2018). Impulsive reactivity to emotion and vulnerability to
433 psychopathology. *The American Psychologist*, 73(9), 1067–1078.
434 <https://doi.org/10.1037/amp0000387>
- 435 Coskunpinar, A., Dir, A. L., & Cyders, M. A. (2013). Multidimensionality in impulsivity and alcohol use:
436 A meta-analysis using the UPPS model of impulsivity. *Alcoholism, Clinical and Experimental*
437 *Research*, 37(9), 1441–1450. <https://doi.org/10.1111/acer.12131>
- 438 Courtney, K. E., Arellano, R., Barkley-Levenson, E., Gálvan, A., Poldrack, R. A., Mackillop, J.,
439 Jentsch, J. D., & Ray, L. A. (2012). The relationship between measures of impulsivity and
440 alcohol misuse: An integrative structural equation modeling approach. *Alcoholism, Clinical*
441 *and Experimental Research*, 36(6), 923–931. [https://doi.org/10.1111/j.1530-](https://doi.org/10.1111/j.1530-0277.2011.01635.x)
442 [0277.2011.01635.x](https://doi.org/10.1111/j.1530-0277.2011.01635.x)
- 443 Cyders, M. A., Littlefield, A. K., Coffey, S., & Karyadi, K. A. (2014). Examination of a Short Version of
444 the UPPS-P Impulsive Behavior Scale. *Addictive Behaviors*, 39(9), 1372–1376.
445 <https://doi.org/10.1016/j.addbeh.2014.02.013>
- 446 Cyders, M. A., & Smith, G. T. (2008). Emotion-based dispositions to rash action: Positive and
447 negative urgency. *Psychological Bulletin*, 134(6), 807–828. <https://doi.org/10.1037/a0013341>
- 448 de Wit, H. (2009). Impulsivity as a determinant and consequence of drug use: A review of underlying
449 processes. *Addiction Biology*, 14(1), 22–31. <https://doi.org/10.1111/j.1369-1600.2008.00129.x>
- 450 Dick, D. M., Meyers, J. L., Rose, R. J., Kaprio, J., & Kendler, K. S. (2011). Measures of current
451 alcohol consumption and problems: Two independent twin studies suggest a complex genetic

- 452 architecture. *Alcoholism, Clinical and Experimental Research*, 35(12), 2152–2161.
453 <https://doi.org/10.1111/j.1530-0277.2011.01564.x>
- 454 Dick, D. M., Smith, G., Olausson, P., Mitchell, S. H., Leeman, R. F., O'Malley, S. S., & Sher, K.
455 (2010). Understanding the construct of impulsivity and its relationship to alcohol use
456 disorders. *Addiction Biology*, 15(2), 217–226. [https://doi.org/10.1111/j.1369-](https://doi.org/10.1111/j.1369-1600.2009.00190.x)
457 [1600.2009.00190.x](https://doi.org/10.1111/j.1369-1600.2009.00190.x)
- 458 Ersche, K. D., Turton, A. J., Pradhan, S., Bullmore, E. T., & Robbins, T. W. (2010). Drug addiction
459 endophenotypes: Impulsive versus sensation-seeking personality traits. *Biological Psychiatry*,
460 68(8), 770–773. <https://doi.org/10.1016/j.biopsych.2010.06.015>
- 461 Evenden, J. L. (1999). Varieties of impulsivity. *Psychopharmacology*, 146(4), 348–361.
462 <https://doi.org/10.1007/PL00005481>
- 463 Fischer, S., & Smith, G. T. (2008). Binge eating, problem drinking, and pathological gambling: Linking
464 behavior to shared traits and social learning. *Personality and Individual Differences*, 44(4),
465 789–800. <https://doi.org/10.1016/j.paid.2007.10.008>
- 466 Fischer, S., Smith, G. T., & Cyders, M. A. (2008). Another look at impulsivity: A meta-analytic review
467 comparing specific dispositions to rash action in their relationship to bulimic symptoms.
468 *Clinical Psychology Review*, 28(8), 1413–1425. <https://doi.org/10.1016/j.cpr.2008.09.001>
- 469 Friedman, N. P., & Gustavson, D. E. (2022). Do Rating and Task Measures of Control Abilities Assess
470 the Same Thing? *Current Directions in Psychological Science*, 31(3), 262–271.
471 <https://doi.org/10.1177/09637214221091824>
- 472 Fröhner, J. H., Ripke, S., Jurk, S., Li, S.-C., Banaschewski, T., Bokde, A. L. W., Quinlan, E. B.,
473 Desrivières, S., Flor, H., Grigis, A., Garavan, H., Heinz, A., Brühl, R., Martinot, J.-L., Paillère
474 Martinot, M.-L., Artiges, E., Nees, F., Papadopoulos Orfanos, D., Poustka, L., ... IMAGEN
475 Consortium. (2022). Associations of delay discounting and drinking trajectories from ages 14
476 to 22. *Alcoholism, Clinical and Experimental Research*, 46(4), 667–681.
477 <https://doi.org/10.1111/acer.14799>
- 478 Griffin, S. A., Lynam, D. R., & Samuel, D. B. (2018). Dimensional conceptualizations of impulsivity.
479 *Personality Disorders*, 9(4), 333–345. <https://doi.org/10.1037/per0000253>
- 480 Griffin, S. A., & Trull, T. J. (2021). Alcohol use in daily life: Examining the role of trait and state
481 impulsivity facets. *Psychology of Addictive Behaviors: Journal of the Society of Psychologists*

- 482 *in Addictive Behaviors*, 35(2), 199–207. <https://doi.org/10.1037/adb0000679>
- 483 Grotzinger, A. D., Rhemtulla, M., de Vlaming, R., Ritchie, S. J., Mallard, T. T., Hill, W. D., Ip, H. F.,
484 Marioni, R. E., McIntosh, A. M., Deary, I. J., Koellinger, P. D., Harden, K. P., Nivard, M. G., &
485 Tucker-Drob, E. M. (2019). Genomic structural equation modelling provides insights into the
486 multivariate genetic architecture of complex traits. *Nature Human Behaviour*, 3(5), 513–525.
487 <https://doi.org/10.1038/s41562-019-0566-x>
- 488 Gustavson, D. E., Franz, C. E., Kremen, W. S., Carver, C. S., Corley, R. P., Hewitt, J. K., & Friedman,
489 N. P. (2019). Common genetic influences on impulsivity facets are related to goal
490 management, psychopathology, and personality. *Journal of Research in Personality*, 79, 161–
491 175. <https://doi.org/10.1016/j.jrp.2019.03.009>
- 492 Gustavson, D. E., Friedman, N. P., Fontanillas, P., Elson, S. L., 23andMe Research Team, Palmer, A.
493 A., & Sanchez-Roige, S. (2020). The Latent Genetic Structure of Impulsivity and Its Relation
494 to Internalizing Psychopathology. *Psychological Science*, 31(8), 1025–1035.
495 <https://doi.org/10.1177/0956797620938160>
- 496 Gustavson, D. E., Morrison, C. L., Mallard, T. T., Jennings, M. V., Fontanillas, P., Elson, S. L., Palmer,
497 A. A., Friedman, N. P., & Sanchez-Roige, S. (2024). Executive Function and Impulsivity
498 Predict Distinct Genetic Variance in Internalizing Problems, Externalizing Problems, Thought
499 Disorders, and Compulsive Disorders: A Genomic Structural Equation Modeling Study.
500 *Clinical Psychological Science*, 12(5), 865–881. <https://doi.org/10.1177/21677026231207845>
- 501 Hatoum, A. S., Colbert, S. M. C., Johnson, E. C., Huggett, S. B., Deak, J. D., Pathak, G., Jennings, M.
502 V., Paul, S. E., Karcher, N. R., Hansen, I., Baranger, D. A. A., Edwards, A., Grotzinger, A.,
503 Substance Use Disorder Working Group of the Psychiatric Genomics Consortium, Tucker-
504 Drob, E. M., Kranzler, H. R., Davis, L. K., Sanchez-Roige, S., Polimanti, R., ... Agrawal, A.
505 (2023). Multivariate genome-wide association meta-analysis of over 1 million subjects
506 identifies loci underlying multiple substance use disorders. *Nature. Mental Health*, 1(3), 210–
507 223. <https://doi.org/10.1038/s44220-023-00034-y>
- 508 Hatoum, A. S., Johnson, E. C., Colbert, S. M. C., Polimanti, R., Zhou, H., Walters, R. K., Gelernter, J.,
509 Edenberg, H. J., Bogdan, R., & Agrawal, A. (2022). The addiction risk factor: A unitary genetic
510 vulnerability characterizes substance use disorders and their associations with common
511 correlates. *Neuropsychopharmacology: Official Publication of the American College of*

- 512 *Neuropsychopharmacology*, 47(10), 1739–1745. <https://doi.org/10.1038/s41386-021-01209-w>
- 513 Heinz, A. J., Bui, L., Thomas, K. M., & Blonigen, D. M. (2015). Distinct facets of impulsivity exhibit
514 differential associations with substance use disorder treatment processes: A cross-sectional
515 and prospective investigation among military veterans. *Journal of Substance Abuse*
516 *Treatment*, 55, 21–28. <https://doi.org/10.1016/j.jsat.2015.02.005>
- 517 Hershberger, A. R., Um, M., & Cyders, M. A. (2017). The relationship between the UPPS-P impulsive
518 personality traits and substance use psychotherapy outcomes: A meta-analysis. *Drug and*
519 *Alcohol Dependence*, 178, 408–416. <https://doi.org/10.1016/j.drugalcdep.2017.05.032>
- 520 Hildebrandt, M. K., Dieterich, R., & Endrass, T. (2021). Disentangling substance use and related
521 problems: Urgency predicts substance-related problems beyond the degree of use. *BMC*
522 *Psychiatry*, 21(1), 242. <https://doi.org/10.1186/s12888-021-03240-z>
- 523 Hu, L., & Bentler, P. M. (1998). Fit indices in covariance structure modeling: Sensitivity to
524 underparameterized model misspecification. *Psychological Methods*, 3(4), 424–453.
525 <https://doi.org/10.1037/1082-989X.3.4.424>
- 526 Kaiser, A., Bonsu, J. A., Charnigo, R. J., Milich, R., & Lynam, D. R. (2016). Impulsive Personality and
527 Alcohol Use: Bidirectional Relations Over One Year. *Journal of Studies on Alcohol and Drugs*,
528 77(3), 473–482. <https://doi.org/10.15288/jsad.2016.77.473>
- 529 Karlsson Linnér, R., Mallard, T. T., Barr, P. B., Sanchez-Roige, S., Madole, J. W., Driver, M. N.,
530 Poore, H. E., de Vlaming, R., Grotzinger, A. D., Tielbeek, J. J., Johnson, E. C., Liu, M.,
531 Rosenthal, S. B., Ideker, T., Zhou, H., Kember, R. L., Pasman, J. A., Verweij, K. J. H., Liu, D.
532 J., ... Dick, D. M. (2021). Multivariate analysis of 1.5 million people identifies genetic
533 associations with traits related to self-regulation and addiction. *Nature Neuroscience*, 24(10),
534 1367–1376. <https://doi.org/10.1038/s41593-021-00908-3>
- 535 Kearns, N. T., Gunn, R. L., Stevens, A. K., Berey, B. L., & Metrik, J. (2022). Longitudinal associations
536 between impulsivity and alcohol and cannabis use frequency, quantity, and problems among
537 military veterans. *Psychology of Addictive Behaviors: Journal of the Society of Psychologists*
538 *in Addictive Behaviors*, 36(7), 762–774. <https://doi.org/10.1037/adb0000825>
- 539 Kendler, K. S., Prescott, C. A., Myers, J., & Neale, M. C. (2003). The structure of genetic and
540 environmental risk factors for common psychiatric and substance use disorders in men and
541 women. *Archives of General Psychiatry*, 60(9), 929–937.

- 542 <https://doi.org/10.1001/archpsyc.60.9.929>
- 543 Kirby, K. N., Petry, N. M., & Bickel, W. K. (1999). Heroin addicts have higher discount rates for
544 delayed rewards than non-drug-using controls. *Journal of Experimental Psychology. General*,
545 *128*(1), 78–87. <https://doi.org/10.1037//0096-3445.128.1.78>
- 546 Koob, G. F., & Le Moal, M. (2001). Drug Addiction, Dysregulation of Reward, and Allostasis.
547 *Neuropsychopharmacology*, *24*(2), 97–129. [https://doi.org/10.1016/S0893-133X\(00\)00195-0](https://doi.org/10.1016/S0893-133X(00)00195-0)
- 548 Koob, G. F., & Volkow, N. D. (2010). Neurocircuitry of Addiction. *Neuropsychopharmacology*, *35*(1),
549 217–238. <https://doi.org/10.1038/npp.2009.110>
- 550 Kozak, K., Lucatch, A. M., Lowe, D. J. E., Balodis, I. M., MacKillop, J., & George, T. P. (2019). The
551 neurobiology of impulsivity and substance use disorders: Implications for treatment. *Annals of*
552 *the New York Academy of Sciences*, *1451*(1), 71–91. <https://doi.org/10.1111/nyas.13977>
- 553 Kranzler, H. R., Zhou, H., Kember, R. L., Vickers Smith, R., Justice, A. C., Damrauer, S., Tsao, P. S.,
554 Klarin, D., Baras, A., Reid, J., Overton, J., Rader, D. J., Cheng, Z., Tate, J. P., Becker, W. C.,
555 Concato, J., Xu, K., Polimanti, R., Zhao, H., & Gelernter, J. (2019). Genome-wide association
556 study of alcohol consumption and use disorder in 274,424 individuals from multiple
557 populations. *Nature Communications*, *10*(1), 1499. [https://doi.org/10.1038/s41467-019-](https://doi.org/10.1038/s41467-019-09480-8)
558 [09480-8](https://doi.org/10.1038/s41467-019-09480-8)
- 559 Kräplin, A., Höfler, M., Pooseh, S., Wolff, M., Krönke, K.-M., Goschke, T., Bühringer, G., & Smolka, M.
560 N. (2020). Impulsive decision-making predicts the course of substance-related and addictive
561 disorders. *Psychopharmacology*, *237*(9), 2709–2724. [https://doi.org/10.1007/s00213-020-](https://doi.org/10.1007/s00213-020-05567-z)
562 [05567-z](https://doi.org/10.1007/s00213-020-05567-z)
- 563 Lee, R. S. C., Hoppenbrouwers, S., & Franken, I. (2019). A Systematic Meta-Review of Impulsivity
564 and Compulsivity in Addictive Behaviors. *Neuropsychology Review*, *29*(1), 14–26.
565 <https://doi.org/10.1007/s11065-019-09402-x>
- 566 Lees, B., Garcia, A. M., Debenham, J., Kirkland, A. E., Bryant, B. E., Mewton, L., & Squeglia, L. M.
567 (2021). Promising vulnerability markers of substance use and misuse: A review of human
568 neurobehavioral studies. *Neuropharmacology*, *187*, 108500.
569 <https://doi.org/10.1016/j.neuropharm.2021.108500>
- 570 Levey, D. F., Galimberti, M., Deak, J. D., Wendt, F. R., Bhattacharya, A., Koller, D., Harrington, K. M.,
571 Quaden, R., Johnson, E. C., Gupta, P., Biradar, M., Lam, M., Cooke, M., Rajagopal, V. M.,

- 572 Empke, S. L. L., Zhou, H., Nunez, Y. Z., Kranzler, H. R., Edenberg, H. J., ... Gelernter, J.
573 (2023). Multi-ancestry genome-wide association study of cannabis use disorder yields insight
574 into disease biology and public health implications. *Nature Genetics*, 55(12), 2094–2103.
575 <https://doi.org/10.1038/s41588-023-01563-z>
- 576 Levitt, E. E., Sousa, S., Costello, M. J., LaBelle, O. P., Rush, B., & MacKillop, J. (2023). The Clinical
577 Relevance of Impulsivity in Substance Use Disorder Treatment: Examining Within-Treatment
578 Changes and Relationship to Psychiatric Symptoms and Cravings in a Large Inpatient
579 Sample. *Journal of Studies on Alcohol and Drugs*, 84(4), 570–578.
580 <https://doi.org/10.15288/jsad.22-00212>
- 581 Levitt, E., Sanchez-Roige, S., Palmer, A. A., & MacKillop, J. (2020). Steep Discounting of Future
582 Rewards as an Impulsivity Phenotype: A Concise Review. *Current Topics in Behavioral
583 Neurosciences*, 47, 113–138. https://doi.org/10.1007/7854_2020_128
- 584 Loree, A. M., Lundahl, L. H., & Ledgerwood, D. M. (2015). Impulsivity as a predictor of treatment
585 outcome in substance use disorders: Review and synthesis. *Drug and Alcohol Review*, 34(2),
586 119–134. <https://doi.org/10.1111/dar.12132>
- 587 MacKillop, J., Amlung, M. T., Few, L. R., Ray, L. A., Sweet, L. H., & Munafò, M. R. (2011). Delayed
588 reward discounting and addictive behavior: A meta-analysis. *Psychopharmacology*, 216(3),
589 305–321. <https://doi.org/10.1007/s00213-011-2229-0>
- 590 Magid, V., & Colder, C. R. (2007). The UPPS Impulsive Behavior Scale: Factor structure and
591 associations with college drinking. *Personality and Individual Differences*, 43(7), 1927–1937.
592 <https://doi.org/10.1016/j.paid.2007.06.013>
- 593 Mallard, T. T., & Sanchez-Roige, S. (2021). Dimensional Phenotypes in Psychiatric Genetics:
594 Lessons from Genome-Wide Association Studies of Alcohol Use Phenotypes. *Complex
595 Psychiatry*, 7(3–4), 45–48. <https://doi.org/10.1159/000518863>
- 596 Mallard, T. T., Savage, J. E., Johnson, E. C., Huang, Y., Edwards, A. C., Hottenga, J. J., Grotzinger,
597 A. D., Gustavson, D. E., Jennings, M. V., Anokhin, A., Dick, D. M., Edenberg, H. J., Kramer,
598 J. R., Lai, D., Meyers, J. L., Pandey, A. K., Harden, K. P., Nivard, M. G., de Geus, E. J. C., ...
599 Sanchez-Roige, S. (2022). Item-Level Genome-Wide Association Study of the Alcohol Use
600 Disorders Identification Test in Three Population-Based Cohorts. *The American Journal of
601 Psychiatry*, 179(1), 58–70. <https://doi.org/10.1176/appi.ajp.2020.20091390>

- 602 Mallard, T. T., Tubbs, J. D., Jennings, M., Zhang, Y., Gustavson, D. E., Grotzinger, A. D., Westwater,
603 M. L., Williams, C. M., Fortgang, R. G., Elson, S. L., Fontanillas, P., Davis, L. K., Raznahan,
604 A., Tucker-Drob, E. M., Choi, K. W., Ge, T., Smoller, J. W., Palmer, A. A., & Sanchez-Roige,
605 S. (2023). The pleiotropic architecture of human impulsivity across biological scales.
606 *medRxiv*, 2023.11.28.23299133. <https://doi.org/10.1101/2023.11.28.23299133>
- 607 McCabe, C. J., Louie, K. A., & King, K. M. (2015). Premeditation moderates the relation between
608 sensation seeking and risky substance use among young adults. *Psychology of Addictive*
609 *Behaviors: Journal of the Society of Psychologists in Addictive Behaviors*, 29(3), 753–765.
610 <https://doi.org/10.1037/adb0000075>
- 611 Meda, S. A., Stevens, M. C., Potenza, M. N., Pittman, B., Gueorguieva, R., Andrews, M. M., Thomas,
612 A. D., Muska, C., Hylton, J. L., & Pearlson, G. D. (2009). Investigating the behavioral and self-
613 report constructs of impulsivity domains using principal component analysis. *Behavioural*
614 *Pharmacology*, 20(5–6), 390–399. <https://doi.org/10.1097/FBP.0b013e32833113a3>
- 615 Miller, A. P., & Gizer, I. R. (2023). Dual-systems models of the genetic architecture of impulsive
616 personality traits: Neurogenetic evidence of distinct but related factors. *Psychological*
617 *Medicine*, 1–11. <https://doi.org/10.1017/S0033291723003367>
- 618 Miller, A. P., & Gizer, I. R. (2024). Neurogenetic and multi-omic sources of overlap among sensation
619 seeking, alcohol consumption, and alcohol use disorder. *Addiction Biology*, 29(2), e13365.
620 <https://doi.org/10.1111/adb.13365>
- 621 Mitchell, S. H. (2019). Linking Delay Discounting and Substance Use Disorders: Genotypes and
622 Phenotypes. *Perspectives on Behavior Science*, 42(3), 419–432.
623 <https://doi.org/10.1007/s40614-019-00218-x>
- 624 Murphy, C., & Mackillop, J. (2012). Living in the here and now: Interrelationships between impulsivity,
625 mindfulness, and alcohol misuse. *Psychopharmacology*, 219(2), 527–536.
626 <https://doi.org/10.1007/s00213-011-2573-0>
- 627 Murphy, P., & Garavan, H. (2011). Cognitive predictors of problem drinking and AUDIT scores among
628 college students. *Drug and Alcohol Dependence*, 115(1–2), 94–100.
629 <https://doi.org/10.1016/j.drugalcdep.2010.10.011>
- 630 National Academies of Sciences, Engineering & Medicine. (2023). *Using Population Descriptors in*
631 *Genetics and Genomics Research: A New Framework for an Evolving Field*. The National

- 632 Academies Press. <https://doi.org/10.17226/26902>
- 633 Pasman, J. A., Verweij, K. J. H., Gerring, Z., Stringer, S., Sanchez-Roige, S., Treur, J. L., Abdellaoui,
634 A., Nivard, M. G., Baselmans, B. M. L., Ong, J.-S., Ip, H. F., van der Zee, M. D., Bartels, M.,
635 Day, F. R., Fontanillas, P., Elson, S. L., 23andMe Research Team, de Wit, H., Davis, L. K., ...
636 Vink, J. M. (2018). GWAS of lifetime cannabis use reveals new risk loci, genetic overlap with
637 psychiatric traits, and a causal influence of schizophrenia. *Nature Neuroscience*, *21*(9), 1161–
638 1170. <https://doi.org/10.1038/s41593-018-0206-1>
- 639 Petker, T., Ferro, M., Van Ameringen, M., Murphy, J., & MacKillop, J. (2021). Daily, but not
640 occasional, cannabis use is selectively associated with more impulsive delay discounting and
641 hyperactive ADHD symptoms in binge-drinking young adults. *Psychopharmacology*, *238*(7),
642 1753–1763. <https://doi.org/10.1007/s00213-021-05781-3>
- 643 Polimanti, R., Walters, R. K., Johnson, E. C., McClintick, J. N., Adkins, A. E., Adkins, D. E., Bacanu,
644 S.-A., Bierut, L. J., Bigdeli, T. B., Brown, S., Bucholz, K. K., Copeland, W. E., Costello, E. J.,
645 Degenhardt, L., Farrer, L. A., Foroud, T. M., Fox, L., Goate, A. M., Gruzca, R., ... Gelernter, J.
646 (2020). Leveraging genome-wide data to investigate differences between opioid use vs.
647 Opioid dependence in 41,176 individuals from the Psychiatric Genomics Consortium.
648 *Molecular Psychiatry*, *25*(8), 1673–1687. <https://doi.org/10.1038/s41380-020-0677-9>
- 649 Poulton, A., & Hester, R. (2020). Transition to substance use disorders: Impulsivity for reward and
650 learning from reward. *Social Cognitive and Affective Neuroscience*, *15*(10), 1182–1191.
651 <https://doi.org/10.1093/scan/nsz077>
- 652 Rosseel, Y. (2012). lavaan: An R Package for Structural Equation Modeling. *Journal of Statistical*
653 *Software*, *48*, 1–36. <https://doi.org/10.18637/jss.v048.i02>
- 654 Sanchez-Roige, S., Fontanillas, P., Elson, S. L., Gray, J. C., de Wit, H., MacKillop, J., & Palmer, A. A.
655 (2019). Genome-Wide Association Studies of Impulsive Personality Traits (BIS-11 and UPPS-
656 P) and Drug Experimentation in up to 22,861 Adult Research Participants Identify Loci in the
657 CACNA1I and CADM2 genes. *The Journal of Neuroscience: The Official Journal of the*
658 *Society for Neuroscience*, *39*(13), 2562–2572. [https://doi.org/10.1523/JNEUROSCI.2662-](https://doi.org/10.1523/JNEUROSCI.2662-18.2019)
659 [18.2019](https://doi.org/10.1523/JNEUROSCI.2662-18.2019)
- 660 Sanchez-Roige, S., Jennings, M. V., Thorpe, H. H. A., Mallari, J. E., van der Werf, L. C., Bianchi, S.
661 B., Huang, Y., Lee, C., Mallard, T. T., Barnes, S. A., Wu, J. Y., Barkley-Levenson, A. M.,

- 662 Boussaty, E. C., Snethlage, C. E., Schafer, D., Babic, Z., Winters, B. D., Watters, K. E.,
663 Biederer, T., ... Palmer, A. A. (2023). CADM2 is implicated in impulsive personality and
664 numerous other traits by genome- and phenome-wide association studies in humans and
665 mice. *Translational Psychiatry*, 13(1), 167. <https://doi.org/10.1038/s41398-023-02453-y>
- 666 Sanchez-Roige, S., Kember, R. L., & Agrawal, A. (2022). Substance use and common contributors to
667 morbidity: A genetics perspective. *EBioMedicine*, 83, 104212.
668 <https://doi.org/10.1016/j.ebiom.2022.104212>
- 669 Sanchez-Roige, S., & Palmer, A. A. (2020). Emerging phenotyping strategies will advance our
670 understanding of psychiatric genetics. *Nature Neuroscience*, 23(4), 475–480.
671 <https://doi.org/10.1038/s41593-020-0609-7>
- 672 Sanchez-Roige, S., Palmer, A. A., Fontanillas, P., Elson, S. L., 23andMe Research Team, the
673 Substance Use Disorder Working Group of the Psychiatric Genomics Consortium, Adams, M.
674 J., Howard, D. M., Edenberg, H. J., Davies, G., Crist, R. C., Deary, I. J., McIntosh, A. M., &
675 Clarke, T.-K. (2019). Genome-Wide Association Study Meta-Analysis of the Alcohol Use
676 Disorders Identification Test (AUDIT) in Two Population-Based Cohorts. *The American*
677 *Journal of Psychiatry*, 176(2), 107–118. <https://doi.org/10.1176/appi.ajp.2018.18040369>
- 678 Saunders, G. R. B., Wang, X., Chen, F., Jang, S.-K., Liu, M., Wang, C., Gao, S., Jiang, Y.,
679 Khunsriraksakul, C., Otto, J. M., Addison, C., Akiyama, M., Albert, C. M., Aliev, F., Alonso, A.,
680 Arnett, D. K., Ashley-Koch, A. E., Ashrani, A. A., Barnes, K. C., ... Vrieze, S. (2022). Genetic
681 diversity fuels gene discovery for tobacco and alcohol use. *Nature*, 612(7941), 720–724.
682 <https://doi.org/10.1038/s41586-022-05477-4>
- 683 Shin, S. H., Chung, Y., & Jeon, S.-M. (2013). Impulsivity and substance use in young adulthood. *The*
684 *American Journal on Addictions*, 22(1), 39–45. [https://doi.org/10.1111/j.1521-](https://doi.org/10.1111/j.1521-0391.2013.00324.x)
685 0391.2013.00324.x
- 686 Shin, S. H., Hong, H. G., & Jeon, S.-M. (2012). Personality and alcohol use: The role of impulsivity.
687 *Addictive Behaviors*, 37(1), 102–107. <https://doi.org/10.1016/j.addbeh.2011.09.006>
- 688 Slutske, W. S., Heath, A. C., Madden, P. A. F., Bucholz, K. K., Statham, D. J., & Martin, N. G. (2002).
689 Personality and the genetic risk for alcohol dependence. *Journal of Abnormal Psychology*,
690 111(1), 124–133.
- 691 Smith, G. T., & Cyders, M. A. (2016). Integrating affect and impulsivity: The role of positive and

- 692 negative urgency in substance use risk. *Drug and Alcohol Dependence*, 163 Suppl 1(Suppl
693 1), S3–S12. <https://doi.org/10.1016/j.drugalcdep.2015.08.038>
- 694 Sodini, S. M., Kemper, K. E., Wray, N. R., & Trzaskowski, M. (2018). Comparison of Genotypic and
695 Phenotypic Correlations: Cheverud's Conjecture in Humans. *Genetics*, 209(3), 941–948.
696 <https://doi.org/10.1534/genetics.117.300630>
- 697 Stamates, A. L., & Lau-Barraco, C. (2017). The dimensionality of impulsivity: Perspectives and
698 implications for emerging adult drinking. *Experimental and Clinical Psychopharmacology*,
699 25(6), 521–533. <https://doi.org/10.1037/pha0000153>
- 700 Stautz, K., & Cooper, A. (2013). Impulsivity-related personality traits and adolescent alcohol use: A
701 meta-analytic review. *Clinical Psychology Review*, 33(4), 574–592.
702 <https://doi.org/10.1016/j.cpr.2013.03.003>
- 703 Stautz, K., & Cooper, A. (2014). Urgency traits and problematic substance use in adolescence: Direct
704 effects and moderation of perceived peer use. *Psychology of Addictive Behaviors: Journal of*
705 *the Society of Psychologists in Addictive Behaviors*, 28(2), 487–497.
706 <https://doi.org/10.1037/a0034346>
- 707 Tarter, R. E., Kirisci, L., Habeych, M., Reynolds, M., & Vanyukov, M. (2004). Neurobehavior
708 disinhibition in childhood predisposes boys to substance use disorder by young adulthood:
709 Direct and mediated etiologic pathways. *Drug and Alcohol Dependence*, 73(2), 121–132.
710 <https://doi.org/10.1016/j.drugalcdep.2003.07.004>
- 711 Thorpe, H. H. A., Fontanillas, P., Pham, B. K., Meredith, J. J., Jennings, M. V., Courchesne-Krak, N.
712 S., Vilar-Ribó, L., Bianchi, S. B., Mutz, J., 23andMe Research Team, Elson, S. L., Khokhar, J.
713 Y., Abdellaoui, A., Davis, L. K., Palmer, A. A., & Sanchez-Roige, S. (2024). Genome-wide
714 association studies of coffee intake in UK/US participants of European ancestry uncover
715 cohort-specific genetic associations. *Neuropsychopharmacology: Official Publication of the*
716 *American College of Neuropsychopharmacology*. <https://doi.org/10.1038/s41386-024-01870-x>
- 717 Thorpe, H. H., Cupertino, R. B., Pakala, S. R., Fontanillas, P., Jennings, M. V., Yang, J., Meredith, J.
718 J., Greenwood, T., Bianchi, S. B., Vilar-Ribo, L., Niarchou, M., Team, 23andMe Research,
719 Elson, S. L., Ideker, T., Davis, L. K., MacKillop, J., deWit, H., Gustavson, D., Mallard, T. T., ...
720 Sanchez-Roige, S. (2024). *Genome-wide association study of delay discounting in 134,935*
721 *individuals identifies novel loci and transdiagnostic associations across mental and physical*

- 722 *health* (p. 2024.09.27.24314244). medRxiv. <https://doi.org/10.1101/2024.09.27.24314244>
- 723 Toikumo, S., Jennings, M. V., Pham, B. K., Lee, H., Mallard, T. T., Bianchi, S. B., Meredith, J. J.,
724 Vilar-Ribó, L., Xu, H., Hatoum, A. S., Johnson, E. C., Pazdernik, V. K., Jinwala, Z., Pakala, S.
725 R., Leger, B. S., Niarchou, M., Ehinmowo, M., Penn Medicine BioBank, Jenkins, G. D., ...
726 Sanchez-Roige, S. (2024). Multi-ancestry meta-analysis of tobacco use disorder identifies
727 461 potential risk genes and reveals associations with multiple health outcomes. *Nature*
728 *Human Behaviour*. <https://doi.org/10.1038/s41562-024-01851-6>
- 729 Tomko, R. L., Prisciandaro, J. J., Falls, S. K., & Magid, V. (2016). The structure of the UPPS-R-Child
730 impulsivity scale and its relations with substance use outcomes among treatment-seeking
731 adolescents. *Drug and Alcohol Dependence*, 161, 276–283.
732 <https://doi.org/10.1016/j.drugalcdep.2016.02.010>
- 733 Tran, J., Teese, R., & Gill, P. R. (2018). UPPS-P facets of impulsivity and alcohol use patterns in
734 college and noncollege emerging adults. *The American Journal of Drug and Alcohol Abuse*,
735 44(6), 695–704. <https://doi.org/10.1080/00952990.2018.1503280>
- 736 Vassileva, J., & Conrod, P. J. (2019). Impulsivities and addictions: A multidimensional integrative
737 framework informing assessment and interventions for substance use disorders.
738 *Philosophical Transactions of the Royal Society of London. Series B, Biological Sciences*,
739 374(1766), 20180137. <https://doi.org/10.1098/rstb.2018.0137>
- 740 Verdejo-García, A., & Albein-Urios, N. (2021). Impulsivity traits and neurocognitive mechanisms
741 conferring vulnerability to substance use disorders. *Neuropharmacology*, 183, 108402.
742 <https://doi.org/10.1016/j.neuropharm.2020.108402>
- 743 Verdejo-García, A., Lawrence, A. J., & Clark, L. (2008). Impulsivity as a vulnerability marker for
744 substance-use disorders: Review of findings from high-risk research, problem gamblers and
745 genetic association studies. *Neuroscience and Biobehavioral Reviews*, 32(4), 777–810.
746 <https://doi.org/10.1016/j.neubiorev.2007.11.003>
- 747 Wasserman, A. M., Mathias, C. W., Hill-Kapturczak, N., Karns-Wright, T. E., & Dougherty, D. M.
748 (2020). The Development of Impulsivity and Sensation Seeking: Associations with Substance
749 Use among At-Risk Adolescents. *Journal of Research on Adolescence: The Official Journal of*
750 *the Society for Research on Adolescence*, 30(4), 1051–1066.
751 <https://doi.org/10.1111/jora.12579>

- 752 Wasserman, A. M., Shaw-Meadow, K. J., Moon, T. J., Karns-Wright, T. E., Mathias, C. W., Hill-
753 Kapturczak, N., & Dougherty, D. M. (2021). The externalizing and internalizing pathways to
754 marijuana use initiation: Examining the synergistic effects of impulsiveness and sensation
755 seeking. *Developmental Psychology*, 57(12), 2250–2264. <https://doi.org/10.1037/dev0001267>
- 756 Whiteside, S. P., Lynam, D. R., Miller, J. D., & Reynolds, S. K. (2005). Validation of the UPPS
757 impulsive behaviour scale: A four-factor model of impulsivity. *European Journal of*
758 *Personality*, 19(7), 559–574. <https://doi.org/10.1002/per.556>
- 759 Zapolski, T. C. B., Cyders, M. A., & Smith, G. T. (2009). Positive urgency predicts illegal drug use and
760 risky sexual behavior. *Psychology of Addictive Behaviors: Journal of the Society of*
761 *Psychologists in Addictive Behaviors*, 23(2), 348–354. <https://doi.org/10.1037/a0014684>
- 762 Zhou, H., Kember, R. L., Deak, J. D., Xu, H., Toikumo, S., Yuan, K., Lind, P. A., Farajzadeh, L.,
763 Wang, L., Hatoum, A. S., Johnson, J., Lee, H., Mallard, T. T., Xu, J., Johnston, K. J. A.,
764 Johnson, E. C., Nielsen, T. T., Galimberti, M., Dao, C., ... Gelernter, J. (2023). Multi-ancestry
765 study of the genetics of problematic alcohol use in over 1 million individuals. *Nature Medicine*,
766 29(12), 3184–3192. <https://doi.org/10.1038/s41591-023-02653-5>
- 767 Zhou, H., Rentsch, C. T., Cheng, Z., Kember, R. L., Nunez, Y. Z., Sherva, R. M., Tate, J. P., Dao, C.,
768 Xu, K., Polimanti, R., Farrer, L. A., Justice, A. C., Kranzler, H. R., Gelernter, J., & Veterans
769 Affairs Million Veteran Program. (2020). Association of OPRM1 Functional Coding Variant
770 With Opioid Use Disorder: A Genome-Wide Association Study. *JAMA Psychiatry*, 77(10),
771 1072–1080. <https://doi.org/10.1001/jamapsychiatry.2020.1206>
772

Table 1. Summary of GWAS datasets for impulsivity, substance use and SUDs

Trait	Category	Cohorts	Sample size	SNP h2 (se)	Ref
Drinks per Week	SU	GSCAN	666,978	0.055 (0.002)	Saunders et al., 2022
Smoking Initiation	SU	GSCAN	805,431	0.088 (0.002)	Saunders et al., 2022
Lifetime Cannabis Use	SU	ICC + UKBB	162,082	0.068 (0.005)	Pasman et al., 2018
Problematic Alcohol Use	SUD	MVP + PGC + UKBB + FinnGen + iPSYCH + QIMR + Yale-Penn	903,147	0.058 (0.002)	Zhou et al., 2023
Tobacco Use Disorder	SUD	BioVU + MGB + Yale- Penn + MVP	495,471	0.076 (0.003)	Toikumo et al., 2024
Cannabis Use Disorder	SUD	PGC + iPSYCH + deCODE + MVP + MGB	886,025	0.089 (0.005)	Levey et al., 2023
Opioid Use Disorder	SUD	MVP + Yale-Penn	79,729	0.115 (0.019)	Zhou, Rentsch, et al., 2020
Lack of Premeditation	Impulsivity (UPPS-P)	23andMe	132,667	0.066 (0.005)	Sanchez-Roige et al., 2023
Lack of Perseverance	Impulsivity (UPPS-P)	23andMe	133,517	0.063 (0.005)	Sanchez-Roige et al., 2023
Positive Urgency	Impulsivity (UPPS-P)	23andMe	132,132	0.061 (0.01)	Sanchez-Roige et al., 2023
Sensation Seeking	Impulsivity (UPPS-P)	23andMe	132,395	0.097 (0.007)	Sanchez-Roige et al., 2023
Negative Urgency	Impulsivity (UPPS-P)	23andMe	132,559	0.079 (0.008)	Sanchez-Roige et al., 2023
Attentional	Impulsivity (BIS-11)	23andMe	124,739	0.07 (0.006)	Sanchez-Roige et al., 2023
Motor	Impulsivity (BIS-11)	23andMe	124,104	0.067 (0.005)	Sanchez-Roige et al., 2023
Non-Planning	Impulsivity (BIS-11)	23andMe	123,509	0.093 (0.007)	Sanchez-Roige et al., 2023
Delay Discounting	Impulsivity (MCQ)	23andMe	134,935	0.099 (0.006)	H. H. Thorpe et al., 2024

