

1 **INSTITUTIONALISING SCHISTOSOMIASIS SURVEILLANCE: BEST PRACTICES TO IMPROVE**
2 **FEMALE GENITAL AND URINARY SCHISTOSOMIASIS CONTROL IN SOUTH AFRICA**

3 Takalani Girly Nemungadi^{1,2*}, Tsakani Furumele³, Absalom Mwazha^{1,4}, Myra Taylor¹, Saloshni
4 Naidoo¹, Eyrun F. Kjetland^{1,5}

5

6 ¹Discipline of Public Health Medicine, School of Nursing and Public Health, College of Health
7 Sciences, University of KwaZulu-Natal, Durban, South Africa

8 ²World Health Organisation, Emergency Preparedness and Response, Pretoria, South Africa

9 ³Communicable Disease Control Directorate, National Department of Health, Pretoria, South
10 Africa

11 ⁴Department of Anatomical Pathology, National Health Laboratory Services, Durban, South
12 Africa

13 ⁵Department of Global Health and Department of Infectious Diseases Ullevaal, Oslo University
14 Hospital, Oslo, Norway

15

16

17 *Correspondence

18 Takalani Nemungadi

19 takalaninemungadi@gmail.com

20

21 Keywords: Schistosomiasis surveillance, female genital schistosomiasis; FGS; schistosomiasis
22 best practices, sentinel sites

23

24

25

26

27

28

29

30

NOTE: This preprint reports new research that has not been certified by peer review and should not be used to guide clinical practice.

31

32

33 **ABSTRACT**

34 Background

35 In the absence of an active schistosomiasis control program, the affected community is vulnerable
36 to complications such as female genital schistosomiasis. Research has shown that female genital
37 schistosomiasis is a challenge faced by many African women including those from South Africa.
38 Since 2008, the South African National Department of Health has been trying to resuscitate the
39 schistosomiasis control programme; the programme has not been fully established or
40 implemented. However, there are some surveillance best practices that the country can
41 institutionalise to improve control.

42 Materials and methods

43 A descriptive analysis of schistosomiasis data from the National Health Laboratory Services,
44 Notifiable Medical Conditions Surveillance System, and District Health Information System was
45 conducted in 2023. A document review was also carried out in 2023 to determine surveillance
46 best practices to guide the establishment of sentinel sites for improving schistosomiasis and
47 female genital schistosomiasis control.

48 Results

49 The Health Laboratory Services, Notifiable Medical Conditions Surveillance System, and District
50 Health Information System are the existing surveillance and reporting systems. According to
51 Notifiable Medical Conditions Surveillance System (the overall and central notification system for
52 the notifiable medical conditions), a total of 56529 schistosomiasis cases were reported
53 nationwide between 2017 and 2021 (ranging from annual cases of 4140 to 15032). The majority
54 of cases (>90%) were reported from public health facilities. The country's regulations on the
55 surveillance and control of notifiable medical conditions stipulate that schistosomiasis is one of
56 the priority conditions that should be notified (within 7 days of clinical or laboratory diagnosis)
57 by all public and private health care providers, as well as public and private health laboratories.
58 The regulations did not specify female genital schistosomiasis as one of the notifiable medical
59 conditions. As a result, there was no reported data on female genital schistosomiasis.

60 Conclusion

61 The data collected through the National Health Laboratory Services, Notifiable Medical
62 Conditions Surveillance System, and District Health Information System demonstrate that there
63 are formalised schistosomiasis reporting systems, but no female genital schistosomiasis
64 reporting. The existence and use of these surveillance systems demonstrate the country's
65 potential to integrate the systems to enhance the prevention, surveillance, reporting, and
66 management of schistosomiasis and introduction of surveillance for female genital
67 schistosomiasis surveillance. Prioritisation of schistosomiasis and female genital schistosomiasis
68 surveillance is paramount and will generate valuable information that will guide the review and
69 implementation of the current and old policies that were developed by the National Department
70 of Health and stakeholders.

71

72

73

74 INTRODUCTION

75 Schistosomiasis is a neglected tropical disease that primarily affects impoverished communities
76 in tropical Africa, the Middle East, Asia, Brazil, and South America that lack access to potable
77 water and proper sanitation (1–10). There is currently no vaccine for schistosomiasis, and
78 current control strategies rely heavily on praziquantel treatment through mass drug
79 administration for school-aged children (1,11,12). Treatment with praziquantel is effective
80 against the adult worm but has no effect on the presence of ova or migrating schistosomula to
81 adults and the resultant patency (1,13–16). Treatment alone will not keep the infection from
82 recurring and, as a result, several rounds of treatment and discontinued exposure to risky water
83 contact may be required for effectiveness (17). Providing safe water to affected communities is
84 critical to prevent re-infection following treatment. If left untreated, schistosomiasis can lead to
85 complications which include the onset of female genital schistosomiasis (FGS) which presents in
86 different morphologic subtypes (grainy sandy patches and homogenous yellow patches at 15
87 times magnification, abnormal blood vessels, and rubbery papules) (6,18,19).

88 It has been reported that sub-Saharan Africa accounts for only about 13% of the global population
89 and that sub-Saharan Africa accounts for up to 90% of schistosomiasis cases and an estimated
90 280,000 deaths each year (1,11,12). Schistosomiasis is endemic in the northern and eastern parts
91 of South Africa, with *S. haematobium* being the most common species, and requires an active
92 control programme (20). Even though several countries have not achieved the WHO-
93 recommended schistosomiasis preventive chemotherapy (PC) target of 75% of school-aged
94 children, they have long implemented their programme in comparison to South Africa which is
95 still struggling to implement the control programme and PC in the affected provinces and districts
96 (1,12,21,22).

97 In the absence of an active control program, the affected communities are vulnerable to
98 complications such as FGS (18,19). The last active control programme in South Africa was
99 implemented in KwaZulu-Natal between 1997 and 2000 (23,24). Understanding the country's
100 schistosomiasis situation, followed by monitoring progress towards the World Health
101 Organisation (WHO) specified elimination target of <1% proportion of heavy intensity infections
102 is key to a successful control programme (11). There is currently no program data on infection
103 intensity in South Africa, except as determined by some studies in the KwaZulu-Natal Province
104 (25–28).

105 South Africa has still not accepted the WHO-donated medication for schistosomiasis because the
106 drug is not registered in the country, and treatment is currently case-based (29,30).
107 Consequently, only those seeking medical attention would be treated, while others might dismiss
108 the symptoms of genital discharge or dysuria as normal and live with these (31). Currently, urine
109 or stool specimens are collected from all suspected schistosomiasis cases seen in health facilities
110 for laboratory confirmation (32). However, laboratory data is not often published and is not being
111 used to the greatest extent possible to inform policy, and those infected who do not seek medical
112 attention will remain infected either silently or with symptoms they believe are normal.

113 The establishment of sentinel sites is one of the recommended common and best practices that
114 provide opportunities for improving surveillance systems (33). If integrated with cervical cancer
115 screening and other reproductive health services, these sentinel sites can facilitate the
116 establishment of baseline prevalence of FGS through FGS screening and case management, as well
117 as regular monitoring and evaluation surveys every 3 or 5 years are also appropriate for
118 monitoring control progress (33). In this paper, we explored secondary schistosomiasis data and
119 conducted a review of all available documents to identify surveillance best practices that can be

120 institutionalized to improve and integrate schistosomiasis and FGS surveillance, prevention and
121 control.

122 MATERIAL AND METHODS

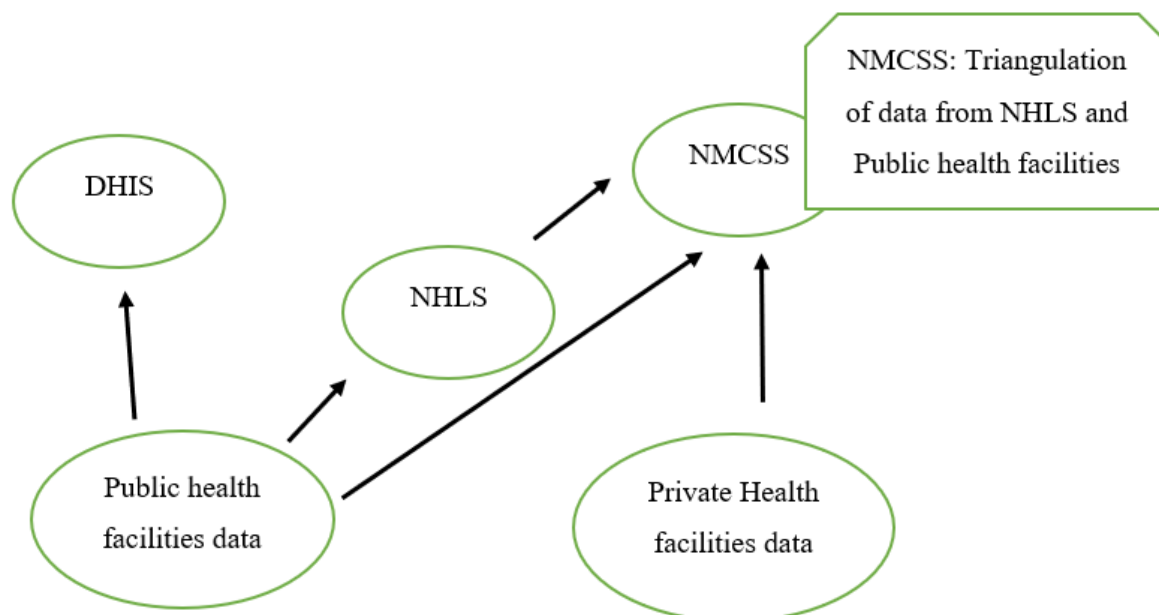
123 Ethical considerations

124 The study was approved by the Biomedical Research Ethics Committee (BREC), University of
125 KwaZulu-Natal (Ref BF029/07), KwaZulu-Natal Department of Health (Reference HRKM010-08)
126 and the Regional Committee for Medical and Health Research Ethics (REC), South Eastern Norway
127 (Ref 46907066a1.2007.535). Approval was granted from the National Department of Health to
128 utilise data from the District Health Information System (DHIS) and from both the National
129 Department of Health (NDOH) and the National Institute for Communicable Diseases to utilise
130 data from the Notifiable Medical Conditions Surveillance System (NMCSS). Approval was granted
131 from the National Health Laboratory Services (NHLS) to utilise data from the NHLS system.

132 Study design, subjects and area

133 The study was conducted in South Africa.

134 **Descriptive study design:** The study focused on analysis of secondary data from the NHLS
135 (National Health Laboratory Services) for the period 2014 - 2018, secondary data from the
136 NMCSS (Notifiable Medical Conditions Surveillance System) of the NICD (National Institute for
137 Communicable Diseases) for the period 2017 - 2021, and secondary data from the DHIS (District
138 Health Information System) of the NDOH (National Department of Health) for the period 2017 -
139 2021. The data is of patients who visited health facilities in South Africa and were suspected of
140 having schistosomiasis based on urological symptoms. The flow of data is shown in Figure 1.



141

142 Figure 1: Flow diagram for the schistosomiasis data reporting in South Africa

143 DHIS - District Health Information System; NHLS - National Health Laboratory Services; NMCSS - Notifiable
144 Medical Conditions Surveillance System.

145

146 **Document review:** All national documents on schistosomiasis surveillance and control were
147 obtained from the National Department of Health. All the documents were reviewed through

148 reading and extraction of surveillance recommended actions for schistosomiasis and FGS, to
149 identify surveillance opportunities and best practices that can be institutionalised to improve
150 disease control. The focus was on the documents from the National Department of Health, only
151 because they provide overall national guidance.

152

153 **Data sources, collection, processing, and analysis**

154 There were three main sources of data, namely: the NHLS, the NMCSS, the DHIS, and previously
155 published research data. The NHLS, NMCSS, and DHIS schistosomiasis data are reported from all
156 nine provinces of South Africa; these three systems do not report on FGS. The NHLS and DHIS are
157 electronic systems that collect data from patients who visit public health facilities, whereas the
158 NMCSS is an electronic system that collects data from both public and private health facilities
159 (including the NHLS data). As a result, the number of cases reported on the NMCSS is greater than
160 the number of cases reported on the NHLS. The NMCSS is the primary reporting system for all
161 notifiable medical conditions, including schistosomiasis, whereas the DHIS is a parallel system
162 (34).

163 Nation-wide laboratory data for patients tested for urinary schistosomiasis and patients
164 confirmed positive for urinary schistosomiasis, for the period 2014 – 2018, was obtained from
165 the NHLS. Nation-wide data for patients confirmed by laboratory to have urinary schistosomiasis,
166 for the period 2017 – 2021, was obtained from the NICD NMCSS. Nation-wide aggregated data for
167 urinary schistosomiasis cases reported to the DHIS, for the period 2017 – 2021, was obtained
168 from the National Department of Health.

169 All data was received in Excel Spreadsheets. The NHLS data were received with the following
170 variables: episode number, ward name, facility name, facility type, facility classification, sub-
171 district name, district name, province name, taken date, tested date, age tested in years, sex,
172 specimen type, testing lab, erythrocytes, *Schistosoma haematobium* ova (observed denoted as
173 OBS or OBSV, and not observed denoted as NOBS), schistosomiasis results. The NHLS data was
174 cleaned, re-coded, and the recordings “OBS, NOBS and OBSV” were standardised as “OBS” to
175 indicate the presence of schistosoma eggs and “NOBS” to indicate the absence of schistosoma
176 eggs.

177 The NMCSS data was received with the following variables: condition, , case classification,
178 Notifiable Medical Condition (NMC) Facility, Sub District, District, Province, notifier, date
179 symptoms, date diagnosis, notification date, folder number, patient first name, patient surname,
180 gender, pregnancy status, date of birth, age in years, age category, citizenship, residential country,
181 residential province, residential suburb, residential city town, travel history, travel1 country,
182 travel1 province, travel1 city town, date travel1 from, date travel1 to, travel2 country, travel2
183 province, travel2 city town, date travel2 from, date travel2 to, symptom1, symptom2, treatment1,
184 treatment2, vaccination status, date last vaccination, contact history, diagnosis method, specimen
185 taken, specimen1 barcode, date specimen1 taken, patient status, date patient death, patient
186 admission status, episode no. The NMCSS data was reviewed for errors and missing data using
187 MS Excel filter and sorting, and duplicates using MS Excel Conditional Formatting.

188 The DHIS data was received with the following variables: province, district and year.

189 The analysis was done using the Excel. The positivity rates and prevalence of urinary
190 schistosomiasis cases per year per district and province were determined using basic descriptive
191 statistics (frequency and prevalence). The DHIS aggregated data was reported as received. The
192 World Health Organisation endemicity measures were used to categorise districts, by using the

193 calculated positivity rates from NHLS data, as low (<10%), moderate (≥10% but <50%), and high
194 risk (≥50%).

195 We defined an active control programme as a programme that fully implements the control
196 activities as recommended by the World Health Organisation, namely: mass drug administration
197 through prevention chemotherapy; water, sanitation and hygiene (WASH) activities; vector
198 control; case-by-case management; surveillance; and other primary prevention measures to
199 promote behavioural change, self-care and environmental management interventions (11). All
200 the schistosomiasis and related documents were obtained from the National Department of
201 Health Directorate: Communicable Diseases Control, as it is expected to coordinate the
202 implementation of the schistosomiasis control programme (35). These documents were reviewed
203 to identify the existing policy and guidance in schistosomiasis and FGS surveillance and how they
204 are being implemented.

205 Data from the NHLS, the NMCSS, and the DHIS were compared to previously published research
206 data to see if there were any correlations in prevalence.

207

208 RESULTS

209 Surveillance best practices and gaps

210 Although the country's schistosomiasis control programme is not active, efforts are made to
211 develop guidelines and policies to guide implementation (Table 1). The following surveillance
212 activities were found to be recommended in the National Neglected Tropical Diseases (NTD)
213 Master Plan, and they were directly quoted:

214 "Establish sentinel sites in selected communities and schools". "Introduce NTD
215 surveillance data management within an integrated platform to ensure data flow is
216 automated and available in real-time". "Develop surveillance guidelines and data
217 management tools for NTDs". "Create cross border activities to strengthen surveillance
218 between neighbouring countries and provinces". "Impact assessment surveys for Soil-
219 transmitted Helminths and Schistosomiasis every 3 years and validation of data". "To
220 carry out pharmacovigilance of NTD drugs including drug resistance surveillance".
221 "Conduct baseline surveys". "Production and distribution of NTD Surveillance
222 information, education and communication (IEC) materials in local languages". "Develop
223 Surveillance IEC materials".

224

225 **Table1.** Best practices identified during document review, for schistosomiasis and FGS control in
226 South Africa

List of existing guiding documents:
<ol style="list-style-type: none">1. Regulations relating to surveillance and control of notifiable medical conditions. These regulations stipulate schistosomiasis as a category 2 notifiable medical condition that must be notified to the Department of Health by health care providers, public and private health laboratories within seven days of clinical or laboratory diagnosis (34). The notification is done electronically through the NMCSS; facilities that do not have internet facilities have an opportunity to report using the paper-based format.2. South Africa National Master Plan for the Elimination of Neglected Tropical Diseases, 2019 – 2025.3. Standard Treatment Guidelines and Essential Medicines List for South Africa: Primary Health Care Level, 2020 Edition.4. Standard Treatment Guidelines and Essential Medicines List for South Africa Hospital Level, Adults 2019 Edition5. Standard Treatment Guidelines and Essential Medicines List for South Africa Paediatric Hospital Level, 2023 Edition6. Regular treatment of school-going children for soil-transmitted helminth infections and Bilharzia: Policy and implementation guidelines, 2008.
Implementation of the surveillance
<ol style="list-style-type: none">1. Data from NHLS, private health laboratories and private health care facilities are to be reported to the NMCSS. However, in addition to the NMCSS, the DHIS is a parallel system that is used to report routine urinary schistosomiasis data on cases diagnosed and treated at public health facilities (36).2. Data from the three systems revealed that some community members who suffer from schistosomiasis seek medical attention. The most common presenting symptom for schistosomiasis, according to NHLS and NMCSS data, is visible haematuria.3. Although the generic praziquantel is not yet available for mass drug administration for schistosomiasis control in South Africa, small quantities of praziquantel are available in case packaging at all levels of health care for case-based treatment and the treatment data is reported through the NHLS, NMCSS and DHIS (32,37).4. As part of the surveillance strategies to determine the prevalence of schistosomiasis, the National Department of Health successfully mapped schistosomiasis in all provinces (KwaZulu-Natal and Limpopo provinces in 2016, Eastern Cape, Gauteng, Mpumalanga, and North West in 2018, Free State, Northern Cape and Western Cape provinces in 2019), and the findings were shared with stakeholders in all provinces except Northern Cape (38).5. The NICD has a Centre for Emerging Zoonotic and Parasitic Diseases, with the Parasitology Reference Laboratory (PRL) as one of its divisions (39). The PRL provides specialized parasitological diagnostic tests, such as those for schistosomiasis and this data is reported to the NMCSS.

227
228
229
230
231
232
233
234
235
236
237
238
239
240
241
242
243
244
245
246

247 **Table 2.** Gaps identified during document review, for schistosomiasis and FGS control in South
248 Africa

Gaps
<ol style="list-style-type: none">1. FGS is not one of the notifiable medical conditions, and there is no FGS guideline and sentinel surveillance or any existing surveillance system. The only available data was from previously published research ((5,40,41).2. There was no sustainability in meetings and communication through the Neglected Tropical Diseases Task Team that was identified during document review (42). As a result, the Neglected Tropical Diseases Master Plan and the Coordination Mechanism, which were developed in collaboration with stakeholders to guide the control program, were yet to be implemented and they were silent about FGS surveillance and control (35,43).3. The unavailability of private health facility data from the NMCSS indicated that private health facilities are non-compliant with the Regulations relating to the surveillance and control of notifiable medical conditions (non-reporting).4. There is no integrated surveillance system.5. Schistosomiasis and FGS are neglected and there is a lack of implementation of some guiding documents; there is no supportive supervision and reporting is inconsistent across the three systems (NHLS, NMCSS, and DHIS), resulting in non-reporting or underreporting by most health facilities. This was confirmed by the lack of implementation of the WHO-recommended control activities, except case-by-case management and notification for surveillance.6. Other gaps were identified during the analysis of the data from the three surveillance systems. These included data quality issues relating to standardizing reporting of variables such as clinical and laboratory diagnosis, and dates; and improving data quality by minimising data entry errors and ensuring complete data.

249

250 **Laboratory data and analysis**

251 According to NHLS data, a total of 35,232 patients were suspected of having schistosomiasis
252 between 2017 and 2018, with a urinary microscopy positivity rate of 10.4% (n=3653). For the
253 period 2014 to 2018, the positivity rate ranged from 0% to 36%, with Limpopo Province
254 reporting the highest positivity rate, followed by Mpumalanga and KwaZulu-Natal (Table 3). In
255 2015, the North West Province reported a higher prevalence of 12% as compared to other
256 reporting periods. Data analysis by district showed that although the number of patients tested
257 in some districts was low, at least one district in each of the nine provinces reported a positivity
258 rate of more than 10% (Appendix 1). The majority of the districts had a positivity rate greater
259 than 10% but less than 50% (moderate prevalence). The districts that had a positivity rate of
260 $\geq 50\%$ (high risk) included Amathole District in 2015 and 2016 in the Eastern Cape Province,
261 Mopani District in 2017 in Limpopo Province, OR Tambo District in 2014 in Eastern Cape
262 Province, and Vhembe District in 2017 in Limpopo Province. West Coast District also reported a
263 positivity rate of more than 50% in 2015, but only two patients were tested. The positivity rate
264 dropped from 12.6% in 2017 to 10.8 in 2018; however, due to inconsistent reporting, it was
265 difficult to determine whether this was a true decrease.

266

267

268

269

270

271

272

273

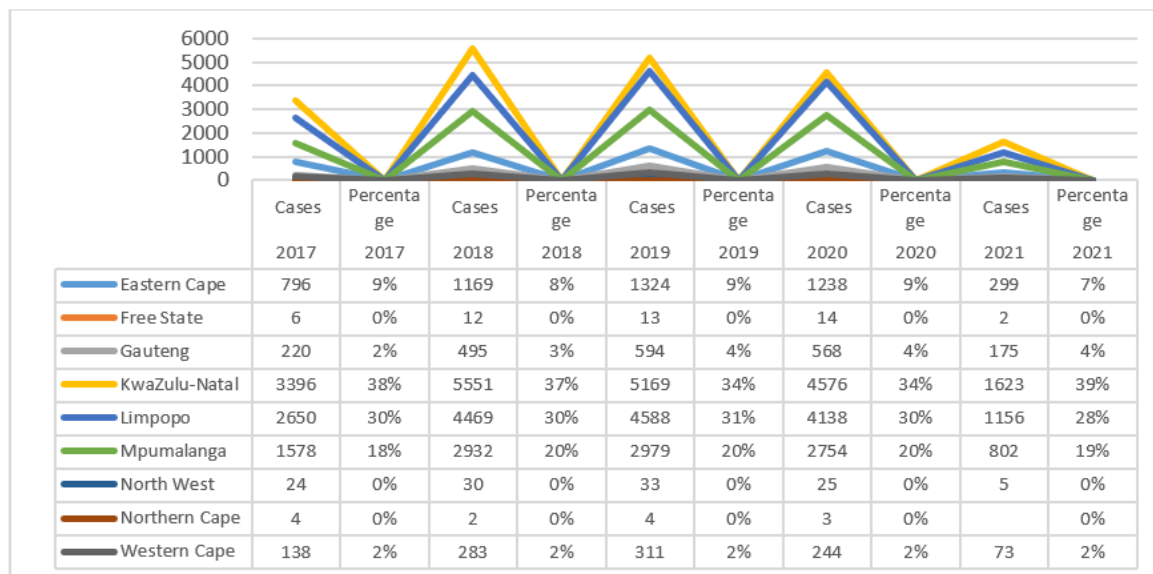
274

275 **Table 3.** Clinically diagnosed schistosomiasis in 9 provinces and urinary microscopy positivity
276 rate, National Health Laboratory Services, South Africa, 2014 – 2018

Prov	2014			2015			2016			2017			2018		
	NOBS ^a	OBS ^b	P/rate ^c	NOBS ^a	OBS ^b	P/rate ^c	NOBS ^a	OBS ^b	P/rate ^c	NOBS ^a	OBS ^b	P/rate ^c	NOBS ^a	OBS ^b	P/rate ^c
EC	550	47	9%	728	61	8%	842	72	9%	884	77	9%	1023	96	9%
FS	25	0	0%	32	1	3%	36	0	0%	33	0	0%	28		0%
GP	1249	24	2%	1322	35	3%	1129	35	3%	1163	28	2%	1009	36	4%
KZN	1928	284	15%	2689	293	11%	2658	259	10%	2106	214	10%	2037	174	9%
LP	629	160	25%	545	139	26%	563	197	35%	458	166	36%	413	124	30%
MP	1262	202	16%	1218	223	18%	1037	206	20%	904	203	22%	880	188	21%
NW	108	6	6%	95	11	12%	77	6	8%	88	5	6%	94	2	2%
NC	12	1	8%	24		0%	12	1	8%	10	1	10%	12		0%
WC				156	10	6%	473	22	5%	531	18	3%	507	26	5%
Total	5763	724		6809	773		6827	798		6177	712		6003	646	

277 ^aPresented with symptoms of urinary schistosomiasis but Schistosomiasis eggs not observed, ^bPresented with symptoms of
 278 urinary schistosomiasis and Schistosomiasis confirmed, ^cPositivity rate, NOB – schistosome eggs not observed, OBS -
 279 schistosome eggs observed, P/rate – Positivity rate.
 280

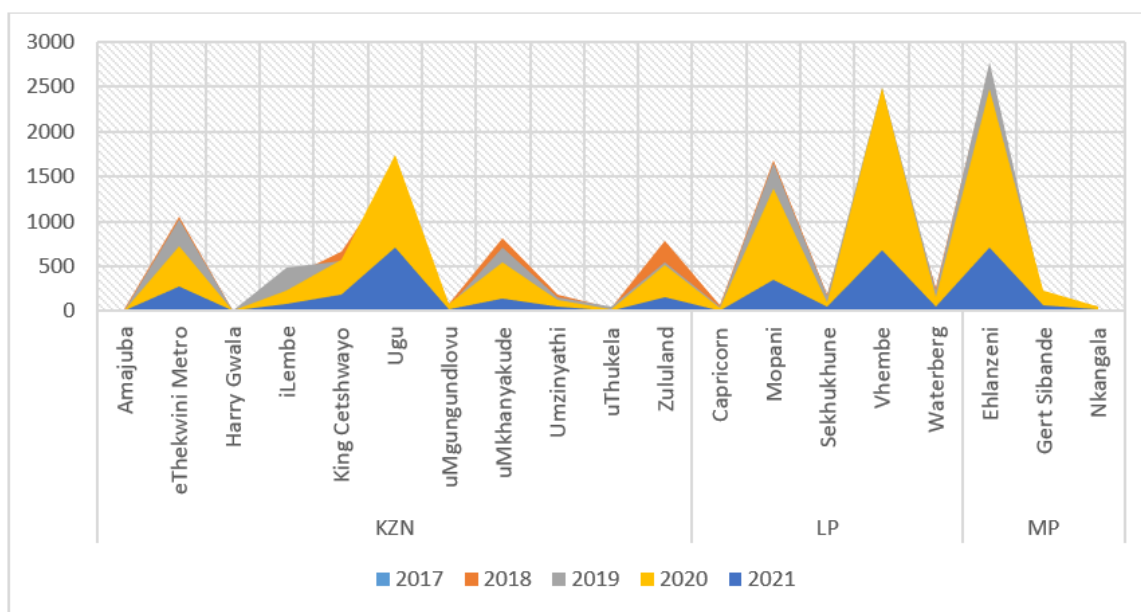
281 Data from the NMCSS system demonstrate that schistosomiasis cases are reported every year in South
 282 Africa, in both public and private health facilities (Figure 2). Of the total of 56,529 cases reported, the
 283 majority were laboratory-confirmed, but 20 cases were diagnosed by signs and/or symptoms only, and
 284 12 cases had no diagnosis. The total number of cases reported through the NMCSS in the country
 285 increased during 2017-2019 (N=8823 in 2017, N=14960 in 2018, N=15032 in 2019), and decreased
 286 during the COVID-19 pandemic (N=13574 in 2020, and N=4140 in 2021). Over the five years, 2017-
 287 2022, most of the cases were reported from KwaZulu-Natal Province (N=20315 (36%) and over 5,000
 288 cases reported each year in 2018 and 2019), followed by Limpopo Province (N=17001, 30%),
 289 Mpumalanga (N=11045, 20%) and Eastern Cape (N=4826, 9%). None of these were investigated for
 290 FGS.



291
 292 Figure 2. Schistosomiasis per year, NMCSS, South Africa, 2017 – 2021

293
 294 According to the NMCSS data, all districts in the three most affected provinces (KwaZulu-Natal,
 295 Limpopo and Mpumalanga) reported cases of schistosomiasis. Ehlanzeni District in Mpumalanga
 296 Province reported the highest cases as compared to other districts (N=1462 in 2017, N= 2735 in 2018,

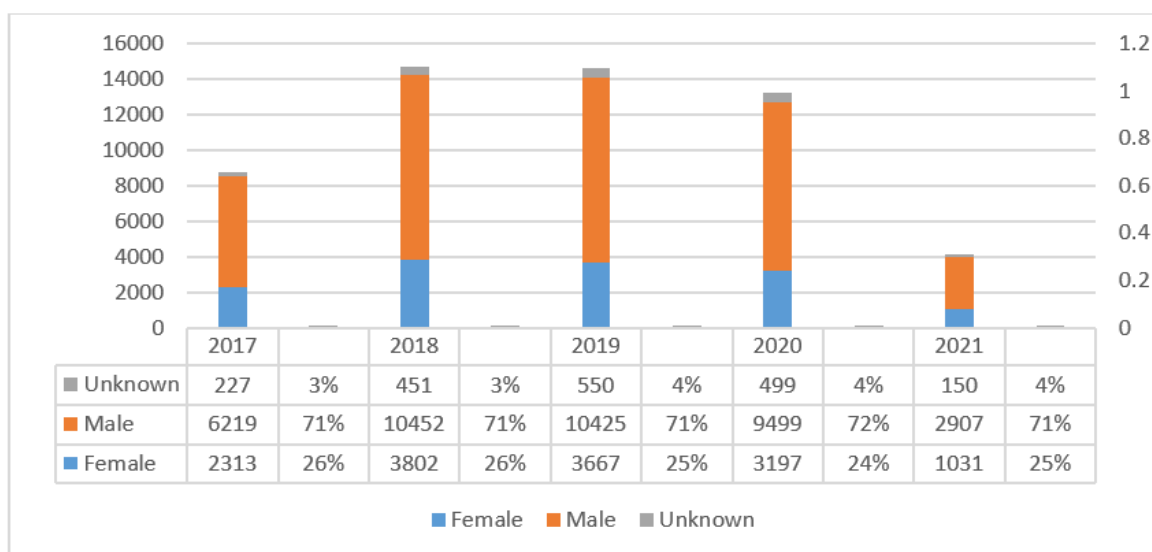
297 N=2780 in 2019, N=2473 in 2020 and N=714 in 2021), followed by Vhembe District in Limpopo
 298 Province (Figure 3).
 299



300

301 Figure 3. District trends of schistosomiasis per year, NMCSS, South Africa, 2017 – 2021

302 For the period 2017 – 2021, more males (N=40172; 71%) tested positive for schistosomiasis as
 303 compared to females (N=14456; 26%) (Figure 4).

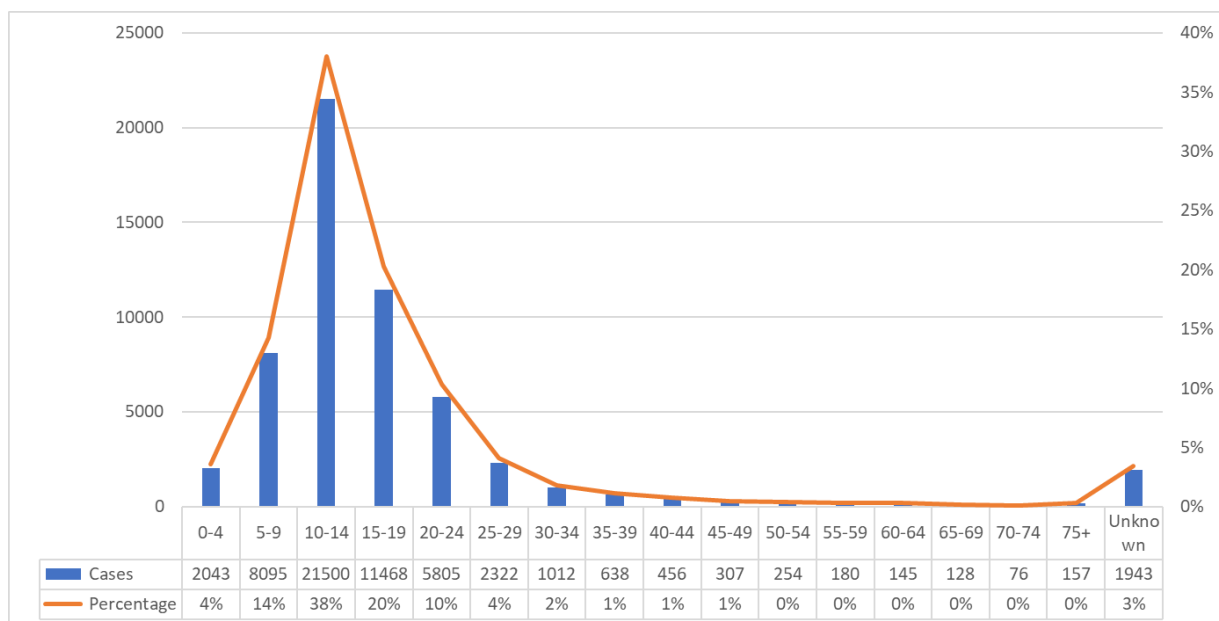


304

305 Figure 4. Annual schistosomiasis cases by gender, NMCSS, South Africa, 2017 - 2021

306 Most cases were reported among the age group 10-14 years (>30% of the positive cases were found in
 307 this age group, each year during 2017-2021), followed by the age group 15-19 years (>19%) (Figure
 308 5). Other age groups that were frequently affected were 5-9 years (between 12% and 16% of the positive
 309 cases were found in this age group each year), and 20-24 (between 9% and 11%).
 310

311



312

313 Figure 5. Schistosomiasis positive by age category, NMCSS, South Africa, 2017 – 2021

314

315 As shown in Figure 6, since 2017, the DHIS surveillance system has reported fluctuating numbers of
 316 schistosomiasis cases. Similar to the data reported through the NMCSS, over the five years (2017-
 317 2021), KwaZulu-Natal contributed the most cases followed by Limpopo and Mpumalanga (Western
 318 Cape did not report any cases).



319

320 Figure 6. Schistosomiasis cases reported through DHIS, South Africa, 2017 - 2021

321 The analysis of DHIS data by district showed that within the known endemic provinces, Vhembe district
 322 in Limpopo reported the majority of cases for the period 2017 to 2021, followed by Mopani district in
 323 Limpopo and Ehlanzeni district in Mpumalanga.

324

325

326 DISCUSSION AND CONCLUSION

327 The findings suggest that South Africa has surveillance best practices that offer opportunities for the
328 country to improve schistosomiasis and FGS prevention and management because schistosomiasis is
329 notified through the three systems. Data from the three systems is similar to the data reported by
330 previous research and the mapping exercise conducted by NDoH in terms of the provinces that report
331 the most cases and the most affected age groups (25-28,44-46). The reported data are also very similar
332 to data reported by other countries, indicating that the data may be reasonably reliable despite the
333 selection.

334 Although the NMCSS and the NHLS systems are integrated, the DHIS was found to be independent of
335 these two surveillance systems. The NHLS and DHIS are accessible by all public health facilities
336 whereas the NMCSS is accessible by both public and private healthcare facilities and laboratories; there
337 is therefore a need for an integrated surveillance system to maximize output and efficiency. The
338 existence of regulations relating to notifiable medical conditions provides opportunities for
339 improvement in reporting and reporting standards (including data quality improvements) as all public
340 and private laboratories are expected to comply with these regulations and notify all priority medical
341 conditions including schistosomiasis. However, FGS still needs to be indicated as one of the priority
342 medical conditions to facilitate the establishment of its surveillance, and to facilitate public and private
343 laboratory and healthcare facility compliance in reporting diagnosis (34).

344 South Africa has a sizable population (27%) that relies on the private health sector for medical care
345 (47), and according to the NMCSS, these communities are also prone to schistosomiasis infection. As
346 a result, capacity building and enforcement of the Regulations relating to surveillance and control of
347 notifiable medical conditions would ensure that public and private health sectors comply with reporting
348 and assist the country in better understanding the disease burden to inform control measures.

349 The Laboratory capacity also provides opportunities for operationalising the sentinel sites proposed by
350 Nemungadi *et al* (33), capacitated through clinician and other health worker training, as well as the
351 provision of equipment and tools for screening for schistosomiasis and FGS, treatment of at-risk
352 community members, data management, and reporting. The mapping exercise data and the previously
353 published schistosomiasis and FGS research data support the need for establishing sentinel sites to better
354 understand disease burden (25-28,44-46). Operationalisation of these sentinel sites may assist the
355 country in establishing the FGS baseline prevalence, confirming the schistosomiasis prevalence data
356 from published research and from the mapping exercise conducted between 2016 and 2019 (33). The
357 overall program will enable the country to implement a monitoring and evaluation program and track
358 progress toward WHO schistosomiasis elimination targets, with monitoring indicators related to
359 baseline schistosomiasis and FGS prevalence, quarterly and annual case detection rate for
360 schistosomiasis and FGS, cases of local origin and those that are imported, the population at risk, and
361 treatment coverage. For the sentinel sites to be successful, dedicated staff and supportive supervisory
362 visits will be key.

363 The availability of praziquantel for case-based treatment in all health facilities demonstrates some
364 country's capacity to manage schistosomiasis cases. However, case-based treatment for schistosomiasis
365 has its own set of challenges due to low treatment demand and poor health-seeking behaviour among
366 most affected people (31). As a result, a large number of community members remain untreated and
367 probably have FGS complications and continue to shed eggs and potentially contaminate water bodies.
368 Annual testing and the positivity rate are very low when compared with the population size and research
369 conducted in the past in KwaZulu-Natal, Limpopo and Mpumalanga provinces. The age tested also
370 reveals that the majority of young females (below 16 years) may be missing the schistosomiasis and
371 FGS treatment benefits and consequently are at high risk of FGS due to lack of mass drug administration
372 and a FGS control programme, as well as the social difficulties of these young females in accessing
373 gynaecological investigations. In this context, sentinel sites may be a better option to target hot spots
374 and conduct targeted mass drug administration to prevent schistosomiasis complications from FGS; this
375 option may be cheaper than a blanket mass drug administration using the currently registered

376 praziquantel. At the sentinel sites, schistosomiasis testing and FGS screening could be improved by
377 routinely selecting and screening community members who visit healthcare facilities in affected or at-
378 risk areas, based on a history of exposure. As a result, the demand for treatment will increase and it
379 would put the country at an advantage in demonstrating the cost-effectiveness of mass drug
380 administration and motivating the availability of WHO-donated medication.

381 The lack of sustainability in meetings and communication through the Neglected Tropical Diseases
382 Task Team and the lack of FGS as one of the main agenda items necessitates the need for awareness
383 about FGS among stakeholders including programme managers, clinicians and community members.
384 A successful schistosomiasis control program demands multi-stakeholder and multi-sectoral
385 collaboration. The interest of some academic institutions in schistosomiasis research, such as the
386 University of KwaZulu-Natal and the University of Venda, provides an opportunity for the country to
387 involve stakeholders in managing and controlling the disease, as well as FGS as a complication. The
388 NICD Centre for Emerging Zoonotic and Parasitic Diseases, as well as other government agencies like
389 Water and Sanitation and Local Municipalities, would provide excellent opportunities for improving
390 operational research and public health. Academic and research institutions bring research skills that can
391 help with program monitoring and evaluation. Schistosomiasis has been linked to increased HIV
392 transmission, and some FGS cases have been misdiagnosed as STIs (4,13). As a result, to maximize
393 effectiveness and efficiency, the schistosomiasis control program could be integrated with the HIV,
394 STI, and reproductive health programs.

395 The National Department of Health's mapping of schistosomiasis in all nine provinces of South Africa
396 demonstrates that the country has some capacity to implement the schistosomiasis and FGS control
397 program. As a follow-up of the mapping findings, the WHO treatment strategy and other prevention
398 and control measures need to be implemented in all at-risk communities. The country needs to prioritise
399 implementation of the Neglected Tropical Diseases Master Plan and the Coordination Mechanism and
400 develop a monitoring and evaluation plan. The WHO FGS pocket atlas for clinical healthcare
401 professionals is a good resource for training clinicians on FGS screening and management (19).

402 Limitations to the findings include the fact that only data from the existing surveillance system and a
403 review of the existing documents were considered instead of involving the qualitative component of
404 interviewing the public and private health implementers at all levels of the health system (national,
405 province, districts, sub-districts, and health facilities). Furthermore, it was not clear from the DHIS if
406 the data was for patients who were clinically or laboratory diagnosed or a combination of both.
407 Further investigations are needed either through focus group discussions and/or individual interviews
408 or both with implementers at all levels of the health system to understand factors influencing compliance
409 with the regulations relating to notifiable medical conditions.

410

411

412

413

414

415

416

417

418 **ACKNOWLEDGMENTS**

419 We thank the National Department of Health, NHLS, NICD for providing schistosomiasis data. We are
420 appreciative of the support with health facility location data from Silindile Gagai and other staff at
421 BRIGHT Research in KwaZulu-Natal, South Africa.

422

423 **CONFLICTS OF INTEREST**

424 The authors declare that the study was conducted in the absence of any commercial or financial
425 relationships that could be construed as a potential conflict of interest.

426

427 **FINANCIAL SUPPORT**

428 This work was supported by the University of KwaZulu-Natal College of Health Sciences PhD
429 Scholarship (student number 216073797).

430

431

432

433

434

435

436

437

438

439

440

441

442

443

444

445

446 **REFERENCES**

- 447 1. Aula OP, McManus DP, Jones MK, Gordon CA. Schistosomiasis with a focus on Africa. Vol.
448 6, Tropical Medicine and Infectious Disease. 2021. p. 1–40.
- 449 2. van Bogaert L. Case of invasive adenocarcinoma of the cervix in a human immunodeficiency
450 virus and schistosome co-infected patient. South African J Gynaecol Oncol. 2014;6(1):5–6.
- 451 3. Pinto SZ, Friedman R, Van Den Berg EJ. A case of paediatric bladder bilharzioma in
452 Johannesburg, South Africa. Clin Case Reports. 2019;7(10):1890–4.
- 453 4. Toller A, Scopin AC, Apfel V, Prigenzi KC, Tso FK, Focchi GR, et al. An interesting finding in
454 the uterine cervix: *Schistosoma hematobium* calcified eggs. Autops Case Rep [Internet].
455 2015/10/21. 2015;5(2):41–4. Available from: <http://www.ncbi.nlm.nih.gov/pubmed/26484333>
- 456 5. van Bogaert L-JJ. Biopsy-diagnosed female genital schistosomiasis in rural Limpopo, South Africa.
457 Int J Gynaecol Obstet [Internet]. 2011 Oct [cited 2013 Jan 15];115(1):75–6. Available from:
458 <http://www.ncbi.nlm.nih.gov/pubmed/21767837>
- 459 6. Christinet V, Lazdins-Helds JK, Stothard JR, Reinhard-Rupp J. Female genital schistosomiasis
460 (FGS): from case reports to a call for concerted action against this neglected gynaecological disease.
461 Int J Parasitol. 2016 Jun 1;46(7):395–404.
- 462 7. Yirenya-Tawiah D, Amoah C, Apea-Kubi KA, Dade M, Ackumey M, Annang T, et al. A survey of
463 female genital schistosomiasis of the lower reproductive tract in the volta basin of ghana. Ghana
464 Med J [Internet]. 2011/05/17. 2011;45(1):16–21. Available from:
465 <http://www.ncbi.nlm.nih.gov/pubmed/21572820>
- 466 8. UNAIDS, World Health Organization. No more neglect. Female genital schistosomiasis and HIV.
467 Integrating reproductive health interventions to improve women’s lives [Internet]. Geneva,
468 Switzerland; 2019 [cited 2020 Mar 12]. Available from:
469 [https://www.unaids.org/sites/default/files/media_asset/female_genital_schistosomiasis_and_hiv_e](https://www.unaids.org/sites/default/files/media_asset/female_genital_schistosomiasis_and_hiv_en.pdf)
470 [n.pdf](https://www.unaids.org/sites/default/files/media_asset/female_genital_schistosomiasis_and_hiv_en.pdf)
- 471 9. Randrianasolo BS, Jourdan PM, Ravoniarimbina P, Ramarokoto CE, Rakotomanana F,
472 Ravaoalimalala VE, et al. Gynecological manifestations, histopathological findings, and
473 schistosoma-specific polymerase chain reaction results among women with *Schistosoma*
474 *haematobium* infection: A cross-sectional study in Madagascar. J Infect Dis. 2015;212(2):1–11.
- 475 10. Ekpo UF, Odeyemi OM, Sam-Wobo SO, Onunkwor OB, Mogaji HO, Oluwole AS, et al. Female
476 genital schistosomiasis (FGS) in Ogun State, Nigeria: a pilot survey on genital symptoms and
477 clinical findings. Parasitol Open. 2017;3.
- 478 11. World Health Organisation. Ending the neglect to attain the Sustainable Development Goals: A
479 road map for neglected tropical diseases 2021–2030. Geneva, Switzerland: World Health
480 Organisation; 2020. 1–196 p.
- 481 12. World Health Organization. WHO guideline on control and elimination of human schistosomiasis
482 [Internet]. 2022. 142 p. Available from:
483 [https://www.who.int/publications/i/item/9789240041608?msclkid=66e125e4aa9911eca97802b26](https://www.who.int/publications/i/item/9789240041608?msclkid=66e125e4aa9911eca97802b2699b0852)
484 [99b0852](https://www.who.int/publications/i/item/9789240041608?msclkid=66e125e4aa9911eca97802b2699b0852)
- 485 13. Kjetland EF, Mduluzza T, Ndhlovu PD, Gomo E, Gwanzura L, Midzi N, et al. Genital
486 schistosomiasis in women: a clinical 12-month in vivo study following treatment with praziquantel.
487 Trans R Soc Trop Med Hyg [Internet]. 2006;100(8):740–52. Available from:
488 <http://www.ncbi.nlm.nih.gov/pubmed/16406034>

- 489 14. Hotez PJ, Kamath A. Neglected tropical diseases in sub-saharan Africa: review of their prevalence,
490 distribution, and disease burden. *PLoS Negl Trop Dis* [Internet]. 2009/08/27. 2009;3(8):e412.
491 Available from: <http://www.ncbi.nlm.nih.gov/pubmed/19707588>
- 492 15. Tchuem Tchuente LA, Rollinson D, Stothard JR, Molyneux D. Moving from control to elimination
493 of schistosomiasis in sub-Saharan Africa: Time to change and adapt strategies. *Infect Dis Poverty*.
494 2017;6(1):1–14.
- 495 16. Bergquist R, Zhou XN, Rollinson D, Reinhard-Rupp J, Klohe K. Elimination of schistosomiasis:
496 The tools required. *Infect Dis Poverty*. 2017;6(1):1–9.
- 497 17. Kjetland EF, Ndhlovu PD, Kurewa EN, Midzi N, Gomo E, Mduluzi T, et al. Prevention of
498 gynecologic contact bleeding and genital sandy patches by childhood anti-schistosomal treatment.
499 *Am J Trop Med Hyg* [Internet]. 2008/07/09. 2008 Jul;79(1):79–83. Available from:
500 http://www.ncbi.nlm.nih.gov/entrez/query.fcgi?cmd=Retrieve&db=PubMed&dopt=Citation&list_
501 [uids=18606767](http://www.ncbi.nlm.nih.gov/entrez/query.fcgi?cmd=Retrieve&db=PubMed&dopt=Citation&list_uids=18606767)
- 502 18. Kjetland EF, Gwanzura F, Ndhlovu PD, Mduluzi T, Gomo E, Mason PR, et al. Simple clinical
503 manifestations of genital *Schistosoma haematobium* infection in rural Zimbabwean women. *Am J*
504 *Trop Med Hyg* [Internet]. 2005 Mar;72(3):311–9. Available from:
505 <http://www.ncbi.nlm.nih.gov/pubmed/15772328>
- 506 19. Mbabazi PS, Vwalika B, Randrianasolo BS, Roald B, Ledzinski D, Olowookorun F, et al. World
507 Health Organisation Female genital schistosomiasis. A pocket atlas for clinical health-care
508 professionals [Internet]. Vol. 2015, WHO/HTM/NTD/2015.4. Geneva: WHO; 2015. 1–49 p.
509 Available from: http://apps.who.int/iris/bitstream/10665/180863/1/9789241509299_eng.pdf
- 510 20. Appleton CC, Naidoo I. Why did schistosomiasis disappear from the southern part of the Eastern
511 Cape? *S Afr J Sci* [Internet]. 2012 Jan 9;108(1/2):1–11. Available from:
512 <http://www.sajs.co.za/index.php/SAJS/article/view/411>
- 513 21. Torres-Vitolas CA, Dhanani N, Fleming FM. Factors affecting the uptake of preventive
514 chemotherapy treatment for schistosomiasis in sub-saharan africa: A systematic review [Internet].
515 Vol. 15, *PLoS Neglected Tropical Diseases*. 2021. 1–33 p. Available from:
516 <http://dx.doi.org/10.1371/journal.pntd.0009017>
- 517 22. de Boni L, Msimang V, de Voux A, Frean J. Trends in the prevalence of microscopically confirmed
518 schistosomiasis in the South African public health sector, 2011–2018. *PLoS Negl Trop Dis*
519 [Internet]. 2021;15(9):2011–8. Available from: <http://dx.doi.org/10.1371/journal.pntd.0009669>
- 520 23. Appleton CC, Kvalsvig JD. A school-based helminth control programme successfully implemented
521 in KwaZulu-Natal. *South African J Epidemiol Infect* [Internet]. 2006;21(2):55–67. Available from:
522 <http://www.sajei.co.za/index.php/SAJEI/article/view/42/38>
- 523 24. van der Werf MJ, de Vlas SJ, Brooker S, Looman CW, Nagelkerke NJ, Habbema JD, et al.
524 Quantification of clinical morbidity associated with schistosome infection in sub-Saharan Africa.
525 *Acta Trop* [Internet]. 2003;86(2–3):125–39. Available from:
526 http://www.ncbi.nlm.nih.gov/entrez/query.fcgi?cmd=Retrieve&db=PubMed&dopt=Citation&list_
527 [uids=12745133](http://www.ncbi.nlm.nih.gov/entrez/query.fcgi?cmd=Retrieve&db=PubMed&dopt=Citation&list_uids=12745133)
- 528 25. Molvik M, Helland E, Zulu SG, Kleppa E, Lillebo K, Gundersen SG, et al. Co-infection with
529 *Schistosoma haematobium* and soil-transmitted helminths in rural South Africa. *S Afr J Sci*.
530 2017;113(3–4):1–6.

- 531 26. Hegertun IEA, Sulheim Gundersen KM, Kleppa E, Zulu SG, Gundersen SG, Taylor M, et al. *S.*
532 *haematobium* as a common cause of genital morbidity in girls: A cross-sectional study of children
533 in South Africa. *PLoS Negl Trop Dis*. 2013;7(3):e2104 (1-8).
- 534 27. Zulu SG, Kjetland EF, Gundersen SG, Taylor M. Prevalence and intensity of neglected tropical
535 diseases (schistosomiasis and soil-transmitted helminths) amongst rural female pupils in Ugu
536 district, KwaZulu-Natal, South Africa. *South African J Infect Dis* [Internet]. 2020 [cited 2020 Jun
537 16];35(1):1–7. Available from: <https://sajid.co.za/index.php/sajid/article/view/123/288>
- 538 28. Christensen EE, Taylor M, Zulu SG, Lillebo K, Gundersen SG, Holmen S, et al. Seasonal variations
539 in *Schistosoma haematobium* egg excretion in school-age girls in rural Kwazulu-Natal province,
540 South Africa. *South African Med J*. 2018;108(4):352–5.
- 541 29. National Department of Health. Regular treatment of school-going children for soil-transmitted
542 helminth infections and Bilharzia: Policy and implementation guidelines. South Africa: The South
543 African National Department of Health; 2008 p. 38.
- 544 30. Livingston M, Pillay P, Zulu SG, Sandvik L, Kvalsvig JD, Gagai S, et al. Mapping *Schistosoma*
545 *haematobium* for novel interventions against Female Genital Schistosomiasis and associated HIV
546 risk in KwaZulu-Natal, South Africa. *Am J Trop Med Hyg*. 2021;104(6):2055–2064.
- 547 31. Feldmeier H, Poggensee G, Krantz I. A synoptic inventory of needs for research on women and
548 tropical parasitic diseases. II. Gender-related biases in the diagnosis and morbidity assessment of
549 schistosomiasis in women. *Acta Trop* [Internet]. 1993/11/01. 1993 Nov;55(3):139–69. Available
550 from: <http://www.ncbi.nlm.nih.gov/pubmed/7903838>
- 551 32. National Department of Health. Standard Treatment Guidelines And Essential Medicines List for
552 South Africa: Primary Health Care Level [Internet]. 7th ed. Pretoria, South Africa: The South
553 African National Department of Health; 2020 p. 1–561. Available from:
554 <https://www.knowledgehub.org.za/e-library>
- 555 33. Nemungadi TG, Furumele TE, Gugerty MK, Djirmay AG, Naidoo S, Kjetland EF. Establishing and
556 Integrating a Female Genital Schistosomiasis Control Programme into the Existing Health Care
557 System. *Trop Med Infect Dis* 2022, Vol 7, Page 382 [Internet]. 2022 Nov 16 [cited 2022 Nov
558 21];7(11):382. Available from: <https://www.mdpi.com/2414-6366/7/11/382/htm>
- 559 34. Department of Health. Regulations relating to the surveillance and the control of notifiable medical
560 conditions [Internet]. *Government Gazette South Africa*; 2017 p. 1–32. Available from:
561 https://www.nicd.ac.za/wp-content/uploads/2017/12/41330_15-12_Health-compressed.pdf
- 562 35. National Department of Health. South Africa National Master Plan for the Elimination of Neglected
563 Tropical Diseases. 2019 [cited 2024 Jan 30]; Available from:
564 <https://espen.afro.who.int/system/files/content/resources/South Africa NTD Master Plan v1.3.pdf>
- 565 36. National Department of Health. DHIS [Internet]. [cited 2022 May 17]. Available from:
566 <https://za.dhis.dhmis.org/dhis-web-commons/security/login.action>
- 567 37. Berge ST, Kabatereine NB, Gundersen SG, Taylor M, Kvalsvig JD, Mkhize-Kwitshana Z, et al.
568 Generic praziquantel in South Africa: The necessity for policy change to avail cheap, safe and
569 efficacious schistosomiasis drugs to the poor, rural population. *South Afr J Epidemiol Infect*
570 [Internet]. 2011 [cited 2013 Jan 26];26(1):22–5. Available from:
571 <http://sajei.co.za/index.php/SAJEI/article/view/302>
- 572 38. National Department of Health. Schistosomiasis and soil-transmitted helminths mapping findings.

- 573 Pretoria, South Africa; 2021.
- 574 39. National Institute for Communicable Diseases. Centre for Emerging Zoonotic and Parasitic
575 Diseases [Internet]. [cited 2022 May 17]. Available from: [https://www.nicd.ac.za/centres/centre-](https://www.nicd.ac.za/centres/centre-for-emerging-zoonotic-and-parasitic-diseases/)
576 [for-emerging-zoonotic-and-parasitic-diseases/](https://www.nicd.ac.za/centres/centre-for-emerging-zoonotic-and-parasitic-diseases/)
- 577 40. Galappaththi-Arachchige HN, Zulu SG, Kleppa E, Lillebo K, Qvigstad E, Ndhlovu P, et al.
578 Reproductive health problems in rural South African young women: risk behaviour and risk factors.
579 *Reprod Heal* [Internet]. 2018/08/17. 2018;15(138):1–10. Available from:
580 <http://www.ncbi.nlm.nih.gov/pubmed/30111335>
- 581 41. Sommerfelt I, Ndhlovu P, Taylor M, Naidoo S, Pillay P, Haaland H, et al. Health professionals’
582 knowledge about female genital schistosomiasis. A qualitative investigation in a schistosomiasis
583 endemic area in South Africa. *SSM - Qual Res Heal* [Internet]. 2023 Jun 1 [cited 2023 Jun
584 26];3:100292. Available from: <https://linkinghub.elsevier.com/retrieve/pii/S2667321523000768>
- 585 42. National Department of Health. Elimination of Schistosomiasis and Soil Transmitted Helminths as
586 Public Health Problems in South Africa. 2010. p. 1–48.
- 587 43. National Department of Health. Coordination Mechanism for Neglected Tropical Diseases. 2017 p.
588 1–31.
- 589 44. National Department of Health. Mpumalanga NTD school prevalence. 2018.
- 590 45. National Department of Health. Limpopo NTD school prevalence. 2016.
- 591 46. National Department of Health. KwaZulu-Natal NTD school prevalence. 2016.
- 592 47. University of Witwatersrand. Healthcare in South Africa: how inequity is contributing to
593 inefficiency [Internet]. 2021 [cited 2022 May 19]. Available from:
594 [https://www.wits.ac.za/news/latest-news/opinion/2021/2021-07/healthcare-in-south-africa-how-](https://www.wits.ac.za/news/latest-news/opinion/2021/2021-07/healthcare-in-south-africa-how-inequity-is-contributing-to-inefficiency.html#:~:text=South Africa has a two,around 27%25 of the population.)
595 [inequity-is-contributing-to-inefficiency.html#:~:text=South Africa has a two,around 27%25 of the](https://www.wits.ac.za/news/latest-news/opinion/2021/2021-07/healthcare-in-south-africa-how-inequity-is-contributing-to-inefficiency.html#:~:text=South Africa has a two,around 27%25 of the population.)
596 [population.](https://www.wits.ac.za/news/latest-news/opinion/2021/2021-07/healthcare-in-south-africa-how-inequity-is-contributing-to-inefficiency.html#:~:text=South Africa has a two,around 27%25 of the population.)
- 597