

Title: Sputum and tongue swab molecular testing for the in-home diagnosis of tuberculosis in unselected household contacts: a cost and cost-effectiveness analysis

Authors:

Charl Bezuidenhout^{1*}, Lawrence Long^{1,2}, Brooke Nichols^{1,3,4}, Gesine Meyer-Rath^{1,2,5}, Matthew P Fox^{1,2,6}, Grant Theron⁷, Bernard Fourie⁸, Sharon Olifant⁸, Adam Penn-Nicholson⁹, Morten Ruhwald⁹, Andrew Medina-Marino^{10,11,12*}

Affiliations:

Charl Bezuidenhout: 1. Department of Global Health, Boston University School of Public Health, Boston, U.S.

Lawrence Long: 2. Health Economics and Epidemiology Research Office, Faculty of Health Sciences, University of Witwatersrand, Johannesburg, South Africa; 1. Department of Global Health, Boston University School of Public Health, Boston, U.S.

Brooke Nichols: 1. Department of Global Health, Boston University School of Public Health, Boston, USA; 2. FIND, Geneva, Switzerland; 3. Wits Diagnostic Innovation Hub, Faculty of Health Sciences, University of Witwatersrand, Johannesburg, South Africa; 4. Department of Global Health, Amsterdam Institute for Global Health and Development, Amsterdam University Medical Center, Amsterdam, the Netherlands

Gesine Meyer-Rath: 2. Health Economics and Epidemiology Research Office, Faculty of Health Sciences, University of Witwatersrand, Johannesburg, South Africa; 1. Department of Global Health, Boston University School of Public Health, Boston, US; 5. The South African Department of Science and Innovation/National Research Foundation Centre of Excellence in Epidemiological Modelling and Analysis (SACEMA), Stellenbosch University, Stellenbosch, South Africa

Matthew P Fox: 2. Health Economics and Epidemiology Research Office, Faculty of Health Sciences, University of Witwatersrand, Johannesburg, South Africa; 6. Department of Epidemiology, Boston University School of Public Health, Boston, USA; 1. Department of Global Health, Boston University School of Public Health, Boston, USA

Grant Theron: 7. DSI-NRF Centre of Excellence for Biomedical Tuberculosis Research, South African Medical Research Council Centre for Tuberculosis Research, Division of Molecular Biology and Human Genetics, Faculty of Medicine and Health Sciences, Stellenbosch University, Cape Town, South Africa

Bernard Fourie: 8. Department of Medical Microbiology, Faculty of Health Sciences, University of Pretoria, Pretoria, South Africa

Sharon Olifant: 8. Department of Medical Microbiology, Faculty of Health Sciences, University of Pretoria, Pretoria, South Africa

Adam Pen-Nicholson: 9. Find, Geneva, Switzerland

Morten Ruhwald: 9. Find, Geneva, Switzerland

Andrew Medina-Marino: 10. Desmond Tutu HIV Centre, University of Cape Town, Cape Town, South Africa; 11. Eastern Cape Research Site, Desmond Tutu Health Foundation, East London, South Africa; 12. Department of Psychiatry, Perelman School of Medicine, University of Pennsylvania

Co-Corresponding Authors:

Andrew Medina-Marino, Desmond Tutu HIV Centre, University of Cape Town, Cape Town, South Africa. Email: andrewmedinamarino@gmail.com

Charl Bezuidenhout, Boston University School of Public Health, Department of Global Health. Email: cwbips@gmail.com

Summary:

We evaluated the cost-effectiveness of in-home, point-of-care TB testing of household contacts. The findings indicate that combined testing strategies using tongue swab and sputum specimens could significantly increase TB case detection, with modest additional program costs.

ABSTRACT:

Background

Delayed and missed diagnosis are a persistent barrier to tuberculosis control, partly driven by limitations associated with sputum collection and an unmet need for decentralized testing. Household contact investigation with point-of-care testing of non-invasive specimens like tongue swabs are hitherto undescribed and may be a cost-effective solution to enable community-based active case finding.

Methods

In-home, molecular point-of-care testing was conducted using sputum and tongue specimens collected from all household contacts of confirmed tuberculosis cases. A health economic assessment was executed to estimate and compare the cost and cost-effectiveness of different in-home, point-of-care testing strategies. Incremental cost effectiveness ratios of strategies utilizing different combination testing algorithms using sputum and/or tongue swab specimens were compared.

Findings

The total implementation cost of delivering the standard of care for a 2-year period was \$84 962. Strategies integrating in-home point-of-care testing ranged between \$87 844 - \$93 969. The cost-per-test for in-home, POC testing of sputum was the highest at \$20.08 per test. Two strategies, *Point-of-Care Sputum Testing* and *Point-of-Care Combined Sputum and Individual Tongue Swab Testing* were the most cost-effective with ICERs of \$543.74 and \$547.29 respectively, both below a \$2,760 willingness-to-pay threshold.

Interpretation

An in-home, point-of-care molecular testing strategy utilizing combination testing of tongue swabs and sputum specimens would incur an additional 10.6% program cost, compared to SOC, over a 2-year period. The increased sample yield from tongue swabs combined with immediate result notification following, in-home POC testing would increase the number of new TB cases detected and linked to care by more than 800%.

Research in context

Evidence before this study

We searched PubMed for original research published between January 1, 1950 and June 30, 2024 that evaluated the cost-effectiveness of in-home POC molecular testing, as part of HCI strategies for tuberculosis. PubMed search terms used included ["household contact investigation" OR "household contact tracing"] AND "tuberculosis" AND "cost-effectiveness". The search revealed 8 studies, of which one was removed as HCIs were leveraged for the provision of short course preventative therapy and not tuberculosis testing. None of the studies were conducted in South Africa. All seven remaining studies relied on a hub-and-spoke model of sputum collection and transportation with sputum tested at a centralized laboratory facility. Although active case finding strategies like HCIs are endorsed by the WHO to improve early case detection and treatment initiation, limited research has been done to assess its cost-effectiveness in low- and middle-income countries.

Added value of this study

To our knowledge, this is the first example of in-home molecular point-of-care (POC) testing as part of HCI. The use of primary data to estimate and compare the incremental cost effectiveness of different combination, in-home testing strategies utilizing alternative sample types equips policy makers with a selection of strategy options to choose from. The tradeoff between sample types with high collection yield and those with increased accuracy becomes evident in the economic analysis, highlighting the need to consider both yield and accuracy in effective clinical decision making and use-case development. The success of in-home, POC tongue swab testing of all contacts, irrespective of symptom presentation shows great promise for universal testing programs.

Implications of all available evidence

Results from our economic modeling provide evidence in support for the integration of in-home, POC tuberculosis (TB) testing during HCI. The use of less invasive tongue swab samples to increase sample yield in the absence of sputum expectoration highlights the value of combination testing strategies. Immediate result notification resulting from rapid, in-home POC testing shows great promise for increasing early case detection and improving treatment uptake. In-home, POC testing strategies, when incorporated into HCI could curb ongoing community transmission and reduce the overall burden of TB. Considerations for adopting novel POC testing strategies in future active case finding programs like HCI should strongly be considered.

INTRODUCTION:

1 An estimated 25 000 people still die from tuberculosis (TB) every week, despite the disease
2 being curable.¹ Globally in 2022, 10.6 million people developed TB of which 3.1 million were
3 never diagnosed or treated.² People with missed or delayed diagnoses have elevated morbidity
4 and mortality, drive on-going transmission, and experience increased patient and health systems
5 costs.^{3,4} Therefore, implementation of effective, evidence-based strategies that can increase
6 access to testing, deliver real-time point-of-care (POC) diagnosis, and reduce time to treatment
7 initiation, are urgently required.⁵

8 Early screening and diagnosis is key to TB control and underpins the post-2015 END TB
9 strategy.⁴ Active case finding strategies like HCI of known cases is widely recognized as an
10 important component of any strategy to end TB.⁵ The WHO target product profile for new TB
11 diagnostics place standalone, non-sputum-based near-POC tests as one of its highest
12 priorities.⁶ For optimal POC and near-POC diagnostic tests, its cost-effectiveness is mainly a
13 trade-off between the invasiveness of sample collection, sensitivity and specificity of the test,
14 and the cost of resources required to conduct the test.¹² Progress has been made towards this
15 end. Recent studies have shown that it is feasible to integrate real-time POC molecular
16 platforms like the GeneXpert Edge (Xpert Edge) into active case finding approaches, thus
17 decentralizing testing services and increasing access to testing for those at-risk for TB.^{7,8}
18 However, these studies have continued to rely on sputum-based testing alone.

19 As an additional sample to sputum, work to optimize the sensitivity of non-invasive tongue swab
20 specimens when tested with rapid molecular diagnostic platforms continues to show great
21 promise.¹⁴ However, despite tongue swab testing potentially having similar or diminished
22 sensitivity when compared to sputum, the TB Home Study recently found tongue swab testing to
23 drastically improve the number of household contacts (HHCs) of TB patients tested and
24 increased the diagnostic yield of cases detected when integrated into HCI.⁹

25 Successful implementation of HCI depends on costs and affordability, while consideration for
26 adoption is influenced by the anticipated increase in clinical effectiveness. As part of the TB
27 Home Study, we collected resource use and prices to conduct a cost analysis of HCI from the
28 provider perspective, comparing different testing strategies. In addition, we used decision
29 analytic modeling of different diagnostic pathways to analyze and compare the cost-
30 effectiveness of five novel POC testing strategies implementable as part of HCIs. Together
31 these findings can be used to estimate the total cost and outcomes of different active case
32 finding test strategies.

METHODS:

Study design and participants

33 We used data from the TB Home Study conducted between July, 2021 and June, 2023 in the
34 Buffalo City Metro Health District, Eastern Cape Province, South Africa. The study sought to
35 evaluate the predictive value of pooled individual tongue swab specimens vs. sputum as a
36 household-level triage testing strategy for TB during HCIs using the Xpert MTB/RIF Ultra
37 cartridge (Cepheid, Sunnyvale, CA) (ie, Xpert Ultra) with the GeneXpert Edge device (Xpert
38 Edge) as a near-POC diagnostic platform. HCIs of confirmed TB index patients were performed
39 as described.¹⁰ Consenting HHCs were asked to first provide two tongue swabs and one
40 sputum specimen. One swab from each HHC was then pooled for immediate Xpert Ultra testing
41 in the household. The second swab was placed in Prime Store Molecular Transport Media
42 (Longhorn Diagnostics, Inc, USA) and tested at a centralized lab. For all HHCs, irrespective of
43 symptoms, able to produce a spot-sputum, immediate in-home testing was performed. HHCs
44 with a positive sputum test result were immediately referred for clinic-based treatment initiation.
45 Referral outcomes (i.e., proportion of HHCs presenting to the clinic; time-to-clinic presentation;
46 treatment initiation outcomes) have been described elsewhere.¹⁰

Cost estimation

47 We calculated the total implementation cost and the cost-per-test associated with each testing
48 strategy. A provider's perspective under routine conditions was adopted considering both fixed
49 and variable costs reported as the testing provider. Fixed costs included building, infrastructure,
50 and fully dedicated staff. Variable costs were based on expenditure established posteriori from
51 quantities used, including testing supplies, consumables, Xpert Edge operating costs, and
52 salaries for staff conducting testing. Costs were categorized and estimated separately to
53 distinguish programmatic costs from testing costs. Programmatic costs included all expenses
54 related to the planning and execution of HCIs. Testing costs included costs associated with
55 HHC verification and collection, preparation, and testing of samples. Research-related
56 expenses were excluded.

57 To estimate the total programmatic cost, we conducted top-down costing. Costs were
58 categorized into equipment, personnel, laboratory costs, stationery, consumables, travel,
59 overheads, and other miscellaneous expenses. These costs were sourced from the TB Home
60 Study's electronic general ledger and supplemented by interviews with key finance
61 representatives. The total programmatic cost was estimated by summing the categories. The
62 cost of a HCI for a single HHC was estimated by dividing the total programmatic cost by the
63 number of HHCs reached.

64 Bottom-up, micro-costing was deployed to calculate the testing costs for each testing strategy.
65 Specific inputs and their quantities needed for each testing strategy were estimated. Direct
66 observations in combination with an electronic tracking tool built in REDCap were used to
67 capture resources required and time needed for test activities. Estimates were used to calculate
68 the average cost-per-test for each strategy. The total cost for each testing strategy was
69 calculated by multiplying the cost-per-test with the expected number of tests conducted,
70 informed by study findings.

71 Capital assets including furniture costs were annuitized and depreciated based on expected life-
72 years at a 3% annual discount rate. The unit cost for running a test on Xpert Edge was
73 calculated by dividing the cost of the platform by the total number of tests it would be able to
74 perform across its useful lifetime. The platform can run an average of four tests per day, 892
75 over a year, and 4,460 over its estimated 5-year lifetime. With the total cost of the machine

76 being \$8,416, the unit cost per test would be 8,415/4,460, or US\$1.89. The negotiated cost of
77 \$7.97 was used for Ultra cartridges.¹⁷ All cost-estimation data were obtained from the TB Home
78 Study. All costs were inflated to 2023 prices based on annual inflation estimates provided by
79 Statistics South Africa.¹⁸ Costs were then converted from South African Rand (ZAR) to US\$ at
80 the average 2023 World Bank conversion rate (1 US\$ = 18.45 ZAR).¹⁹

Decision analytic model design and approach

81 A conceptual model was developed detailing the patient diagnostic pathways for five novel HCl
82 POC TB testing strategies and a standard-of-care (SOC) approach:

- 83 1. *SOC*: In line with South African National TB Guidelines, a HCl is conducted and all HHCs are
84 screened using the WHO standard four-symptom screener. Those with TB-related symptoms
85 are referred for clinic-based sputum collection and asked to return for result notification. Upon
86 return to the clinic for result notification, those with a positive result are immediately initiated
87 on TB treatment.¹⁶
- 88 2. *POC Sputum Testing*: As part of a HCl, all HHCs present are asked to expectorate sputum.
89 Sputum samples are immediately tested using Xpert Ultra and Xpert Edge. HHCs with a
90 positive test result are immediately referred for clinic-based treatment initiation. HHCs unable
91 to expectorate sputum are referred to a clinic for further TB evaluation and services (i.e., TB
92 testing; TB preventive therapy).
- 93 3. *POC Individual Tongue Swab Testing*: As part of a HCl, all HHCs present are asked to
94 provide a tongue swab specimen for immediate, individual testing using Xpert Ultra and Xpert
95 Edge. HHCs with a positive test result are immediately referred for clinic-based treatment
96 initiation.
- 97 4. *POC Pooled Tongue Swabs with Confirmatory Sputum Testing*: As part of a HCl, all HHCs
98 present are asked to provide a tongue swab specimen. A maximum of three swab specimens
99 are pooled at a time for immediate testing in a single Xpert Ultra cartridge. Immediate, in-
100 home confirmatory testing is done on sputum following a positive pooled test while clinic
101 referrals are provided to those with a negative result. Confirmatory testing is done individually
102 for each HHC able to expectorate sputum. HHCs with a positive confirmatory sputum result
103 are immediately referred for clinic-based treatment initiation.
- 104 5. *POC Pooled Tongue Swabs with Confirmatory Tongue Swab Testing*: As part of a HCl, all
105 HHCs present are asked to provide a tongue swab specimen. A maximum of three swab
106 specimens are pooled at a time for immediate testing in a single Xpert Ultra cartridge.
107 Immediate, in-home confirmatory testing is done on a tongue swab following a positive
108 pooled test while clinic referrals are provided to those with a negative result. Confirmatory
109 testing is done individually for each HHC able to provide a tongue swab. HHCs with a
110 positive confirmatory result are immediately referred for clinic-based treatment initiation.
- 111 6. *POC Combined Sputum and Individual Tongue Swab Testing*: As part of a HCl, all HHCs
112 present are asked to expectorate sputum for immediate, individual testing using Xpert Ultra
113 and Xpert Edge. Those unable to expectorate sputum are asked to provide a tongue swab
114 specimen for immediate, individual testing. All HHCs with a positive sputum or tongue swab
115 result are immediately referred for clinic-based treatment initiation.

116 These diagnostic pathways guided the development of the final decision analytic model (Figure
117 1). Common elements across diagnostic pathways were identified and retained to promote
118 consistency across activity descriptions at each decision node. All HHCs follow a similar
119 diagnostic pathway starting with a HCl, HHC verification, Xpert Ultra testing (either in-home
120 POC or clinic-based depending on the strategy), and treatment initiation following a positive
121 test. The model follows HHCs through each step of the diagnostic pathway, estimating costs,
122 transition probabilities, and outcomes.

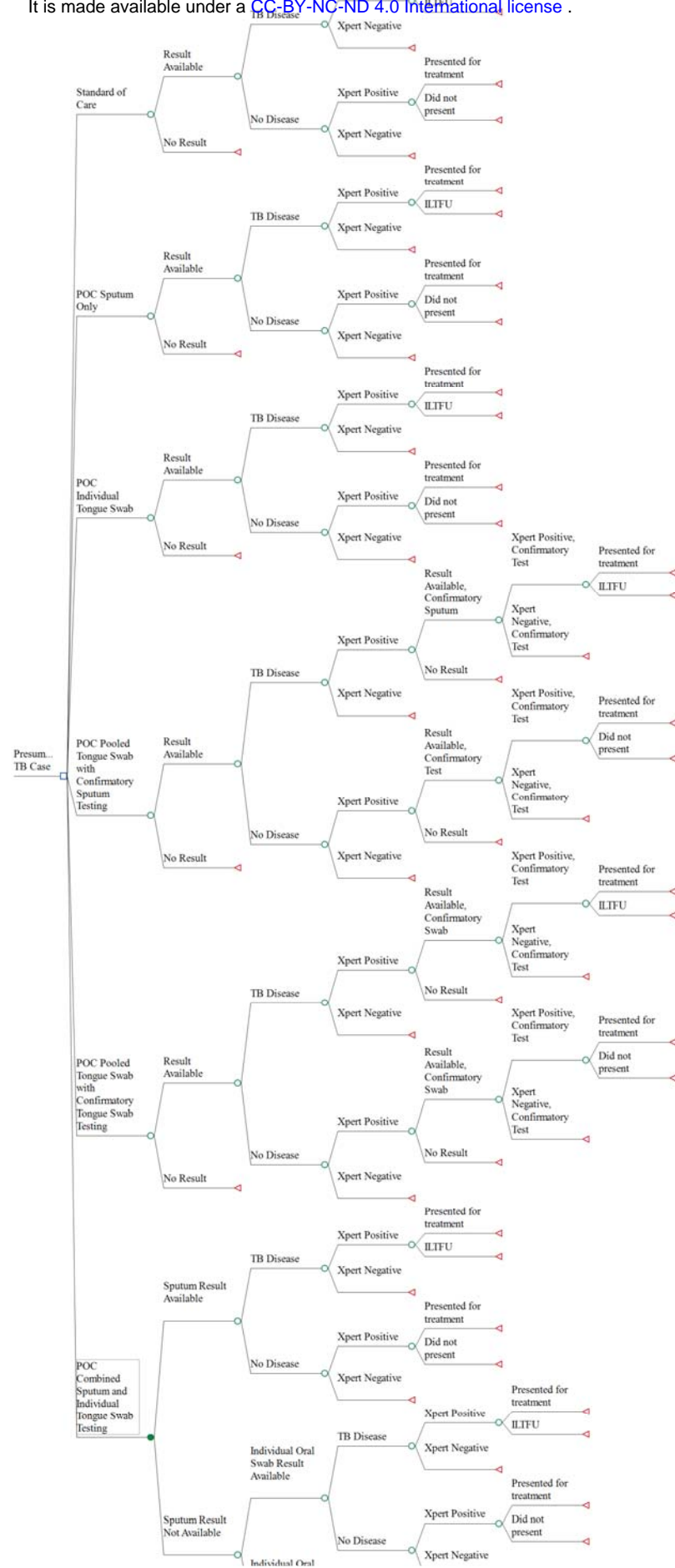


Figure 1: Simplified decision analytic model

The diagram shows the diagnostic pathway from testing to treatment initiation. ILTFU: Initial loss to follow up refers to HHCs who tested positive but never present for treatment initiation.

Outcomes and measurement of effectiveness

120 We derived measures of effectiveness from operational and clinical outcomes captured in the
121 TB Home Study. Our primary cost-effectiveness outcome was the incremental cost per
122 additional HHC with TB disease presenting at a clinic for treatment initiation, comparing each
123 testing strategy.

Decision analytic model for cost-effectiveness

124 For a testing strategy to be considered by policy makers it needs to be either as effective but
125 less costly than SOC; or if more costly, the increase in effectiveness needs to be clinically/
126 diagnostically relevant enough to warrant such an increase.¹² To this aim, incremental cost-
127 effectiveness ratios (ICERs) were used as a metric to compare competing testing strategies.²⁰
128 The efficacy results from the TB Home Study were used to construct a simplified decision
129 analytic model using TreeAge Pro 2024 (TreeAge Pro, Williamston, Massachusetts, USA) to
130 determine the cost-effectiveness of each testing strategy. The full list of parameters used in the
131 model is provided (Supplemental Tables 1 and 2).

132 If the ICER for a given strategy is lower than the amount policy makers are willing to pay (WTP)
133 for an additional unit of effectiveness, we assume it to be cost effective. We used a WTP
134 threshold of \$2,760 per HHC newly diagnosed and linked to treatment.²¹

Sensitivity Analysis

135 To explore key drivers of cost and effectiveness, we performed one-way deterministic sensitivity
136 analysis (DSA). Parameter values were changed, with the corresponding upper and lower
137 bound values (Supplemental Table 1). The upper and lower bounds were estimated based on
138 available literature or, in the absence of literature, as a 25% increase and decrease of the point
139 estimate in the absence of literature. Each parameter was varied to observe its effect on the
140 overall ICER, presented in the tornado diagram (Figure 3).

Ethics approval

141 This study was conducted according to the ethical principles set forth in the Declaration of
142 Helsinki, ICH-GCP, European Directive 2001/20/EC, US Code of Federal Regulations Title 21,
143 South African Good Clinical Practice Guidelines, and other local regulatory requirements. The
144 study protocol was approved by the University of Pretoria Human Research Ethics Committee
145 (HREC 391/2021). Work related to the cost-effectiveness analysis was approved by Boston
146 University Institutional Review Board (H-44118).

RESULTS

Cost Analysis

147 Supplemental Table 3 provides a summary of the total estimated implementation cost of each
148 HCl testing strategy. The total cost of conducting HCIs (programmatic cost) was \$81 327. The
149 majority of programmatic cost (60%) was for salaries of two fully dedicated staff members
150 followed by travel costs (24%) to transport staff to households. The total testing cost ranged
151 from \$3,635 for SOC to \$12 642 for *POC Combined Sputum and Individual Tongue Swab*
152 *Testing*. The total implementation cost ranged from \$84 962 (SOC) to \$93 969 for *POC*
153 *Combined Sputum and Individual Tongue Swab Testing*. The integration of the Xpert Edge
154 platform with Xpert Ultra to conduct in-home POC testing would result in a 3%-11% increase in
155 total implementation cost, compared to SOC. The average cost-per-test (Supplemental Tables 2
156 and 4) was highest for sputum-based testing (\$20.08). Individual tongue swab- (\$19.29) and

157 pooled tongue swab tests (\$15·73) showed a 4% and 22% lower cost-per-test, respectively. The
 158 cost of Xpert Ultra was a major driver (42%) of cost-per-test.

Probabilities

159 Probability data (Supplemental Table 1) for the cost-effectiveness analysis were informed by the
 160 TB Home Study and supplemented by available literature. The prevalence of TB among HHCs
 161 was estimated at 4·5% and ranged between 3·3% and 7·8%. The probability of obtaining a test
 162 result when adopting SOC was estimated to be 10·7% compared to 38·3% when in-home POC
 163 Sputum Testing was conducted. The probability of obtaining a test result from all other
 164 strategies ranged between 82·7% and 89·8%, highlighting the increased collection yield of less
 165 invasive samples. The sensitivity of different testing strategies ranged from 51·4% for POC
 166 Pooled Tongue Swab Testing to 93·2% for sputum-based tests. The likelihood of treatment
 167 initiation following a positive test result was 84·6% with in-home POC testing, compared to 68%
 168 for SOC.

Cost-effectiveness analysis

169 Figure 2 summarizes the results of the cost-effectiveness analysis. The cost-effectiveness plane
 170 (gold line) connects undominated strategies, i.e., those not outperformed by other strategies
 171 and deemed most cost-effective. Although being the least expensive (\$131·38), SOC was also
 172 the least effective. All five in-home POC testing strategies showed higher effectiveness
 173 compared to SOC albeit at a higher cost per HHC tested. POC Pooled Tongue Swab Testing
 174 with Confirmatory Individual Tongue Swab Testing and POC Individual Tongue Swab Testing,
 175 despite showing promise, were both extendedly dominated. This suggests that higher
 176 effectiveness at a lower cost could be obtained by a combination strategy located somewhere
 177 on the cost-effectiveness plane between the two undominated strategies. Table 1 summarizes
 178 the cost, effectiveness, and corresponding ICER values of the two undominated testing
 179 strategies, POC Sputum Testing and POC Combined Sputum and Individual Tongue Swab
 180 Testing. The corresponding ICERs, \$543·74 and \$547·29, respectively, fell below the \$2 760
 181 WTP threshold.

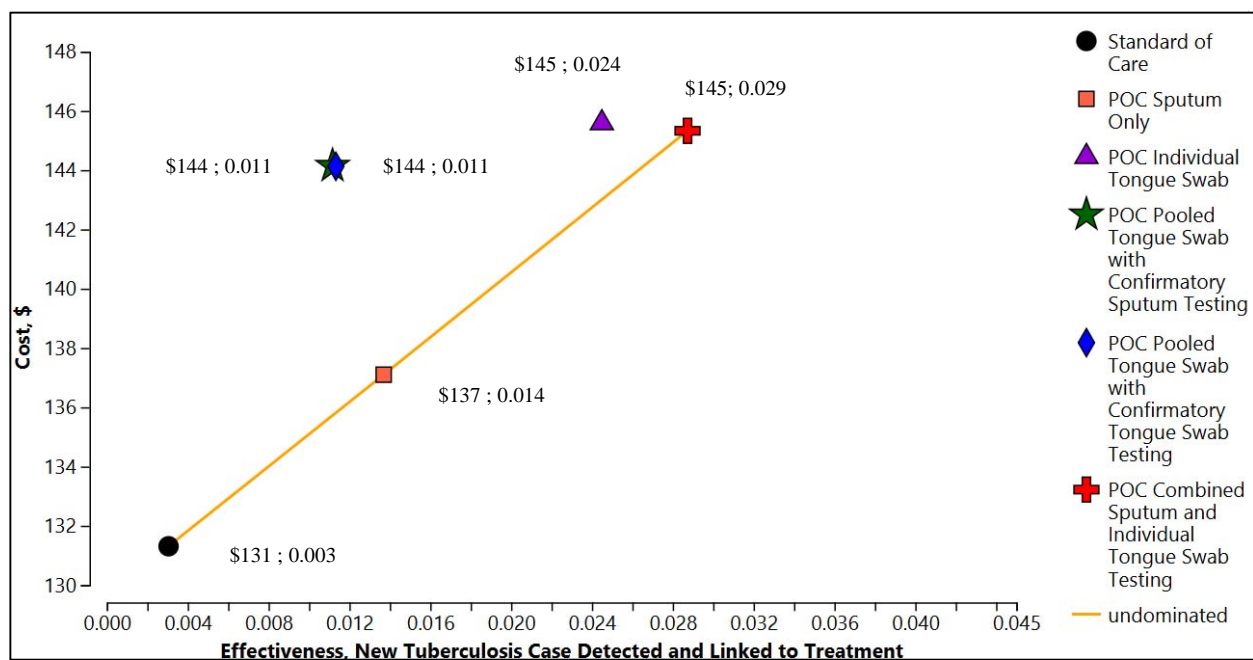


Figure 2. Cost-effectiveness plane of different household contact investigation testing strategies

Testing Strategy	Cost (\$)	Incremental Cost (\$)	Effectiveness	Incremental Effectiveness	ICER
Standard of Care	131.31		0.003		
POC Sputum Testing	137.10	5.79	0.014	0.011	543.74
POC Combined Sputum and Individual Tongue Swab Testing	145.33	8.23	0.029	0.015	547.29

Table 1. Results of cost-effectiveness analyses of different household contact investigation testing strategies.

Sensitivity analysis

182 The DSA (Figure 3) showed prevalence of TB among HHCs, followed by the sensitivity of a
183 tongue swab test to be the most influential parameters impacting the ICER. An increase in
184 either estimate would result in a decrease in the ICER with clear indication that a reduction in
185 the sensitivity of individual tongue swabs would result in a drastic increase in the ICER, albeit
186 not exceeding the WTP threshold. None of the included parameters showed variability to the
187 extent it would shift the ICER beyond the \$2,760 WTP threshold.

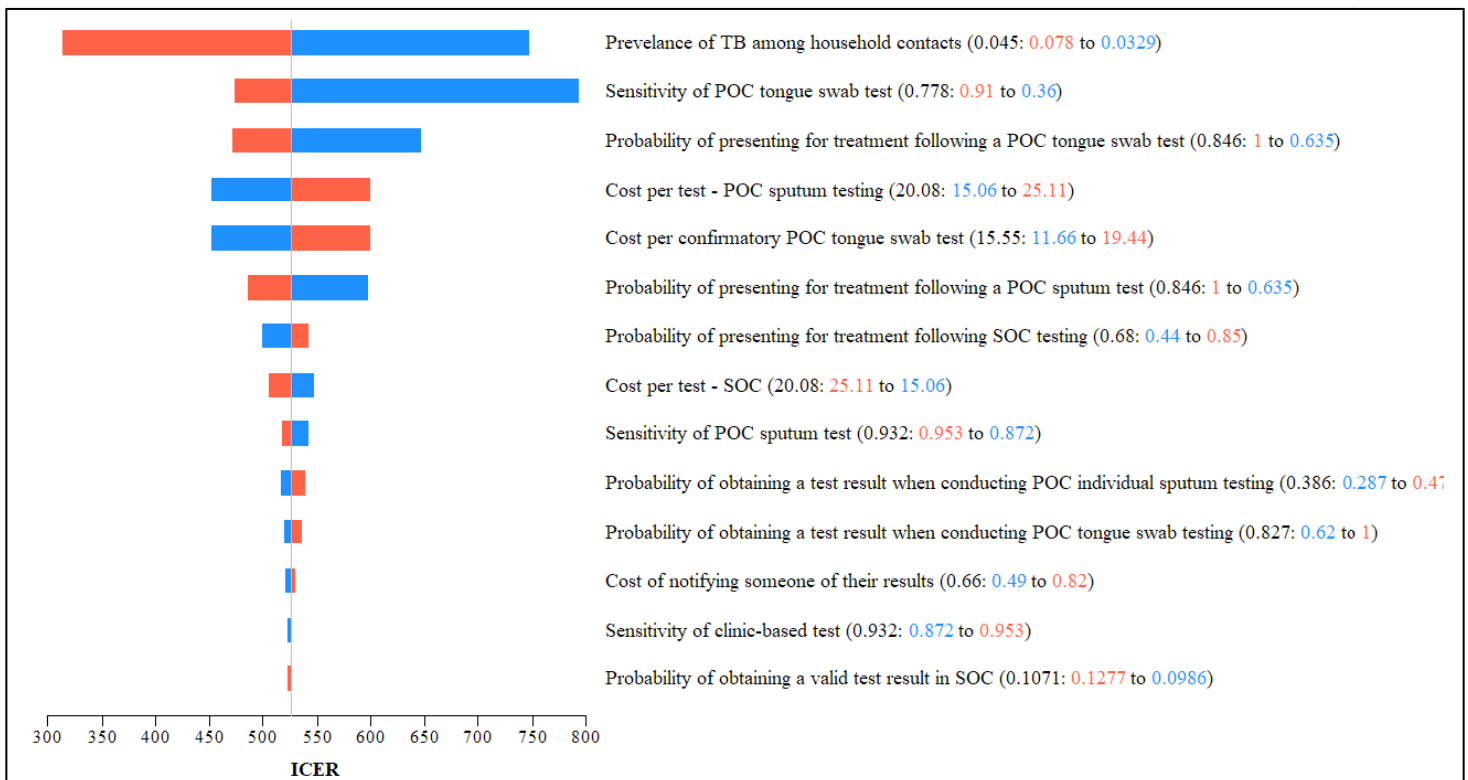


Figure 3: Deterministic sensitivity analysis

Tornado diagram, depicting the effect of changing individual model parameters on the ICER when comparing SOC against POC Combined Sputum and Individual Tongue Swab Testing. The diagram depicts the base case ICER of \$547 as the difference in ICER between the two strategies to highlight the sensitivity of the ICER value to changes in individual model parameters. Parameters are listed in the order of influence on cost-effectiveness. A low value (blue) indicates that cost-effectiveness has a positive correlation with the parameter value, whereas a high value (orange) has a negative correlation.

Discussion

188 We conducted a costing analysis to estimate the resources required to implement a HCI
 189 program in line with the South African National TB Guidelines (SOC) or when adopting one of
 190 five alternative in-home POC testing strategies. The empirical estimates derived from the TB
 191 Home Study revealed a 3%-11% increase in total implementation cost to roll out HCI with
 192 integrated in-home POC molecular testing compared to SOC. The increased cost however is
 193 due to the increase in materials and resources required to conduct additional testing, resulting in
 194 increased number of people appropriately tested for, diagnosed with, and promptly treated for
 195 TB. This finding aligns with global health priorities emphasizing the need for rapid and accurate
 196 POC diagnostics and the adoption of active case finding strategies to increase access to
 197 testing, improve patient outcomes, and reduce the number of missing TB cases.²²

198 Results from the micro-costing suggest that despite being more sensitive, in-home sputum-
 199 based testing has the highest cost-per-test (\$20.08). Despite lower levels of sensitivity, the 4%
 200 and 22% reduction in cost-per-test combined with increased sample yield of individual and
 201 pooled tongue swab tests could provide strong alternative solutions to increase population test
 202 coverage.²³ The highest share (42%) of the cost-per-test is attributable to the cost of the Ultra

203 cartridge. This finding was in line with reports from work done in other low- and middle- income
204 settings.¹¹ Despite a lower negotiated price, the cost of cartridges remain a barrier to scale-up of
205 Ultra as a routine test. The optimal number of tongue swabs as well as optimal collection
206 methods that yield the maximum amount of DNA remain under investigation. However, as the
207 science evolves and the next generation of ultra-sensitive tests become available, the feasibility
208 of using tongue swabs to address the aforementioned barriers, become more plausible.¹²

209 The cost per HHC when adopting *POC Sputum* and *POC Combined Sputum and Individual*
210 *Tongue Swab* testing was \$137 and \$145, respectively. Although being \$6 and \$14 more
211 expensive than SOC, these strategies would increase the likelihood of detecting TB and linking
212 a case to treatment by 0.011 and 0.026, respectively. The associated ICERs for these two
213 strategies were \$543.47 and \$547.29. These findings suggest that both *POC Sputum* and *POC*
214 *Combined Sputum and Individual Tongue Swab* testing strategies were highly cost-effective
215 given the threshold of \$2,760. The increased sample yield of tongue swabs combined with
216 immediate result notification and higher likelihood of treatment initiation following an in-home
217 POC test, significantly improved the effectiveness of these two strategies. Findings from the
218 cost-effectiveness analysis suggest that in a sample of 100 000 HHCs and a TB prevalence of
219 4.5%, a *POC Combined Sputum and Individual Tongue Swab* testing strategy would detect and
220 link to treatment approximately 2,900 new TB cases compared to 300 (SOC).

221 A clinical endpoint, new TB case detected and linked to treatment, instead of a utility outcome
222 like DALY was used to compare testing strategies. This decision was largely due to the
223 preference of using a study-measured outcome and limiting the use of modeling assumptions.
224 Evidence from previous economic models propose a ratio of 1:1, i.e., 1 new case detected and
225 linked to treatment equaling to 1 DALY averted, suggesting the ICERs calculated in the current
226 analysis would remain unchanged.²¹ The likelihood of strategies being adopted ultimately
227 depends on the WTP of policy makers.²⁴ The \$2,760 threshold used in this analysis was far
228 more conservative than the prescribed WHO-CHOICE threshold. The impact of HCI at the
229 population level is only realized over the long term. Our current threshold is modeled off a 2-
230 year time horizon which potentially only considers 15% of the epidemiological impact of HCI.²¹
231 Despite being conservative as well as potentially underestimating the long-term effects, both
232 undominated testing strategies fell far below \$2,760. These findings suggest that the adoption of
233 in-home POC testing as part of HCI show great potential to yield positive economic returns in
234 the long-term and should therefore be considered.

235 A key strength of this economic evaluation is the use of empirical cost and implementation data
236 collected within a highly pragmatic study. This reduces reliance on modeling and findings from
237 different contexts as both costs and effectiveness are measured in the same population.²⁶ Most
238 existing literature relies heavily on modeling analysis rather than prospectively obtained data for
239 similar assessments.²⁷ Consequently, we are confident that our results closely approximate the
240 real-world programmatic costs of integrating POC molecular testing into HCIs. Very little
241 research has been done to date to assesses the economic impact of implementing rapid
242 diagnostics at POC, while none have examined its impact when integrated into HCIs.²⁸

243 Our analysis has several limitations. Our model does not account for effects of secondary
244 transmission, or the increased probability of transmission associated with delayed testing.
245 Published literature on the downstream economic impact of delayed testing would suggest it's
246 inclusion in the current model would further strengthen the case in favor for in-home POC
247 testing, which has shown to reduce time-to-case-notification and treatment initiation.^{4,13,15} The
248 sputum yield parameters used in this analysis might be overestimated due to the exclusion of
249 children, who are known to have diminished capacity to expectorate sputum.²⁹

250 The ongoing development and refinement of rapid, POC and near-POC diagnostics holds great
251 potential for closing gaps in the TB care cascade. However, WHO endorsement alone will not
252 be sufficient to ensure rapid uptake and adoption into national TB programs.³⁰ Integration of
253 technologies into existing programs must be complemented by relevant system strengthening to
254 adequately support implementation and scale-up. To promote adoption and integration,
255 implementation studies should aim to generate the evidence needed for local policy makers to
256 make informed decisions. This said, this study provides robust economic evidence supporting
257 the integration of rapid POC TB testing into existing HCI strategies. Future research should aim
258 to compare these testing strategies under more controlled conditions of a randomized control
259 trial. Furthermore, studies should explore the scalability and sustainability of these strategies
260 across diverse settings to inform tailored policy recommendations and optimize resource
261 allocation in the fight against TB.

Acknowledgements:

Funding source

Funding was provided by the United States National Institutes of Health (Grant # R01AI150485 and R21EB023679) and FIND.

Conflicts of Interest:

None

Author contributions:

CB: data analysis, writing the manuscript

LL: writing the manuscript, supervision

BN: writing the manuscript, supervision

GMR: writing the manuscript, supervision

MPF: writing the manuscript, supervision

GT: writing the manuscript

BF: writing the manuscript

SO: writing the manuscript

APN: writing the manuscript

MR: writing the manuscript

AMM: conceptualization, funding acquisition, writing the manuscript, supervision

Data available upon request.

References

1. Global tuberculosis report 2023. Geneva: World Health Organization; 2023. License: CC BY-NC-SA 3.0 IGO.
2. Sachdeva KS, Kumar N. Closing the gaps in tuberculosis detection—considerations for policy makers. *The Lancet Global Health*. 2023 Feb 1;11(2):e185–6.
3. Moyo S, Ismail F, Walt MV der, Ismail N, Mkhondo N, Dlamini S, et al. Prevalence of bacteriologically confirmed pulmonary tuberculosis in South Africa, 2017–19: a multistage, cluster-based, cross-sectional survey. *The Lancet Infectious Diseases*. 2022 Aug 1;22(8):1172–80.
4. Yuen CM, Amanullah F, Dharmadhikari A, Nardell EA, Seddon JA, Vasilyeva I, et al. Turning off the tap: stopping tuberculosis transmission through active case-finding and prompt effective treatment. *Lancet*. 2015;386(10010):2334–43.
5. Nathavitharana RR, Garcia-Basteiro AL, Ruhwald M, Cobelens F, Theron G. Reimagining the status quo: How close are we to rapid sputum-free tuberculosis diagnostics for all? *EBioMedicine*. 2022 Apr;78:103939. doi: 10.1016/j.ebiom.2022.103939. Epub 2022 Mar 23. PMID: 35339423; PMCID: PMC9043971.
6. MacPherson P, Houben RMGJ, Glynn JR, Corbett EL, Kranzer K. Pre-treatment loss to follow-up in tuberculosis patients in low- and lower-middle-income countries and high-burden countries: a systematic review and meta-analysis. *Bull World Health Organ*. 2014 Feb 1;92(2):126–38.
7. Xie YL, Eichberg C, Hapeela N, Nakabugo E, Anyango I, Arora K, et al. Xpert MTB/RIF Ultra versus mycobacterial growth indicator tube liquid culture for detection of *Mycobacterium tuberculosis* in symptomatic adults: a diagnostic accuracy study. *The Lancet Microbe*. 2024 Jun 1;5(6):e520–8.
8. Lawn SD, Mwaba P, Bates M, Piatek A, Alexander H, Marais BJ, et al. Advances in tuberculosis diagnostics: the Xpert MTB/RIF assay and future prospects for a point-of-care test. *Lancet Infect Dis*. 2013 Apr;13(4):349–61.
9. Haraka F, Kakolwa M, Schumacher SG, Nathavitharana RR, Denkinger CM, Gagneux S, et al. Impact of the diagnostic test Xpert MTB/RIF on patient outcomes for tuberculosis. *Cochrane Database Syst Rev*. 2021 May 6;2021(5):CD012972.
10. World Health Organization. Recommendations for investigating contacts of persons with infectious tuberculosis in low- and middle-income countries [Internet]. Geneva: World Health Organization; 2012 [cited 2024 Aug 8]. 65 p. Available from: <https://iris.who.int/handle/10665/77741>
11. MacLean ELH, Miotto P, González Angulo L, Chiacchiarretta M, Walker TM, Casenghi M, et al. Updating the WHO target product profile for next-generation *Mycobacterium tuberculosis* drug susceptibility testing at peripheral centres. *PLOS Glob Public Health*. 2023 Mar 31;3(3):e0001754.

12. van't Hoog AH, Cobelens F, Vassall A, van Kampen S, Dorman SE, Alland D, et al. Optimal triage test characteristics to improve the cost-effectiveness of the Xpert MTB/RIF assay for TB diagnosis: a decision analysis. *PLoS One*. 2013;8(12):e82786.
13. Medina-Marino A, de Vos L, Bezuidenhout D, Denkinger CM, Schumacher SG, Shin SS, et al. "I got tested at home, the help came to me": acceptability and feasibility of home-based TB testing of household contacts using portable molecular diagnostics in South Africa. *Trop Med Int Health*. 2021 Mar;26(3):343–54.
14. Church EC, Steingart KR, Cangelosi GA, Ruhwald M, Kohli M, Shapiro AE. Oral swabs with a rapid molecular diagnostic test for pulmonary tuberculosis in adults and children: a systematic review. *The Lancet Global Health*. 2024 Jan;12(1):e45–54.
15. Medina-Marino A, Bezuidenhout D, Bezuidenhout C, Facente SN, Fourie B, Shin SS, et al. In-home TB Testing Using GeneXpert Edge is Acceptable, Feasible and Improves the Proportion of Symptomatic Household Contacts Tested for TB: A Proof-of-Concept Study. *Open Forum Infectious Diseases*. 2024 May 13;ofae279.
16. National Department of Health, South Africa. National tuberculosis management guidelines 2014, Pretoria: NDoH, 2014, <https://knowledgehub.health.gov.za/elibrary/national-tuberculosis-management-guidelines> (accessed 5 May 2024).
17. The Global Fund to Fight AIDS, Tuberculosis and Malaria. The TB Quarterly Update. Innovative Approaches to Finding and Treating Missing People with TB. Geneva, Switzerland: Global Fund, 2023.
18. Stats SA (Statistics South Africa). Inflation. <https://www.statssa.gov.za/?cat=33>. Date of access: 22 Apr.2024.
19. Exchange Rate, World Bank Archives, Washington, D.C., United States. <https://data.worldbank.org>. Date of access: 26 Apr.2024.
20. Kim DD, Basu A. How Does Cost-Effectiveness Analysis Inform Health Care Decisions? *AMA Journal of Ethics*. 2021 Aug 1;23(8):639–47.
21. Azman A, Golub J, Dowdy D. How much is TB Screening Worth? Estimating the Value of Active Case Finding for Tuberculosis in South Africa, China, and India. *BMC medicine*. 2014 Oct 30;12:216.
22. National Institute of Allergy and Infectious Diseases. NIAID Strategic Plan for Tuberculosis Research. 2024 Update. <https://www.niaid.nih.gov/sites/default/files/tb-strategic-plan-2024.pdf>. Date of access: 10 Feb. 2024.
23. Broger T, Marx FM, Theron G, Marais BJ, Nicol MP, Kerkhoff AD, et al. Diagnostic yield as an important metric for the evaluation of novel tuberculosis tests: rationale and guidance for future research. *The Lancet Global Health*. 2024 Jul 1;12(7):e1184–91.
24. Nguyen QD, Prokopenko M. A general framework for optimising cost-effectiveness of pandemic response under partial intervention measures. *Sci Rep*. 2022 Nov 14;12:19482.

25. Bertram MY, Lauer JA, De Joncheere K, Edejer T, Hutubessy R, Kieny MP, et al. Cost-effectiveness thresholds: pros and cons. *Bull World Health Organ*. 2016 Dec 1;94(12):925–30.
26. Thompson RR, Nalugwa T, Oyuku D, Tucker A, Nantale M, Nakaweesa A, et al. Multicomponent strategy with decentralised molecular testing for tuberculosis in Uganda: a cost and cost-effectiveness analysis. *The Lancet Global Health*. 2023 Feb 1;11(2):e278–86.
27. Brown LR, Schalkwyk C van, Villiers A de, Marx FM. Impact of interventions for tuberculosis prevention and care in South Africa – a systematic review of mathematical modelling studies. *South African Medical Journal*. 2023 Mar 2;113(3):125–34.
28. Reeve BWP, Ndlangalavu G, Mishra H, Palmer Z, Tshivhula H, Rockman L, et al. Point-of-care C-reactive protein and Xpert MTB/RIF Ultra for tuberculosis screening and diagnosis in unselected antiretroviral therapy initiators: a prospective, cross-sectional, diagnostic accuracy study. *The Lancet Global Health*. 2024 May 1;12(5):e793–803.
29. Atherton RR, Cresswell FV, Ellis J, Kitaka SB, Boulware DR. Xpert MTB/RIF Ultra for Tuberculosis Testing in Children: A Mini-Review and Commentary. *Front Pediatr* [Internet]. 2019 Feb 28 [cited 2024 Jun 21];7. Available from: <https://www.frontiersin.org/articles/10.3389/fped.2019.00034>
30. Drain PK, Heichman KA, Wilson D. A new point-of-care test to diagnose tuberculosis. *Lancet Infect Dis*. 2019 Aug;19(8):794–6.