

1 **EFFECTIVENESS OF A TAILORED SLEEP EDUCATION PROGRAM TO IMPROVE**  
2 **SLEEP AND ITS IMPACT ON ACADEMIC PERFORMANCE IN MULTISPORT YOUTH**  
3 **ATHLETES**

4 Ana Merayo<sup>1,2\*</sup>, Gil Rodas<sup>1,2,3,4</sup> Oscar Sans<sup>5</sup>, Alex Iranzo<sup>3,6</sup>, and Lluís Capdevila<sup>4,7</sup>

5

6 <sup>1</sup> Medical Department of Futbol Club Barcelona (FIFA Medical Center of Excellence) and Barça  
7 Innovation, Barcelona, Spain

8 <sup>2</sup> Sports Medicine Unit, Clínic Hospital and Sant Joan de Déu Hospital, Barcelona, Spain;

9 <sup>3</sup> Faculty of Medicine and Health Sciences, University of Barcelona, Barcelona, Spain.

10 <sup>4</sup> Sport Research Institute, Universitat Autònoma de Barcelona, Barcelona, Spain.

11 <sup>5</sup> Unitat Trastorns del Son. Servei de Neurologia. Hospital Sant Joan de Deu, Barcelona.

12 <sup>6</sup> Sleep Disorders Center, Neurología Department. Hospital Clinic de Barcelona, IDIBAPS,  
13 CIBERNED, Spain;

14 <sup>7</sup> Laboratory of Sport Psychology, Department of Basic Psychology, Universitat Autònoma de  
15 Barcelona, Barcelona, Spain; 7

16

17 Corresponding author:

18 Ana Merayo García: [anamerayo@yahoo.es](mailto:anamerayo@yahoo.es) (AM)

19

20

21

22

23

24

25

26

27

**NOTE: This preprint reports new research that has not been certified by peer review and should not be used to guide clinical practice.**

## Education program to improve sleep

### 28 **ABSTRACT**

29 *Objective:* to evaluate the effectiveness of a sleep education program among young athletes in  
30 enhancing sleep quality and duration, as well as mood and academic performance.

31 *Design:* prospective cohort study.

32 *Methods:* We included 639 players (11% female; mean age of 13.89±3.8 years) of 5 sports disciplines  
33 in a professional club were evaluated before and after a sport season, through 4 specific instruments:  
34 1) sleep diaries to estimate nocturnal sleep duration, 2) the Children's Sleep Disorder Score Scale  
35 (SDSC) to assess sleep quality, 3) the Sleep Vitality Scale (SVS) to examine mood, and 4) school  
36 records of academic performance. The sleep education program included staff, family and individual  
37 sessions. It focused on the promotion of healthy sleep habits.

38 *Results:* The 16t-25 years-old (y-o) group exhibited an increase in nocturnal sleep duration (p=0.002),  
39 while the 12-15 y-o group showed a decrease (p=0.01). In contrast, the 7-11y-o group exhibited no  
40 change. For sleep quality, the 12-15y-o (p < 0.001) and 16-25y-o (p<0.001) groups, while the 7-11y-o  
41 group exhibited inferior sleep quality (p 0.001). Regarding mood, the 7-11y-o group showed a  
42 significant deterioration (p=0.008), while no changes were observed in the 12-15y-o and 16-25y-o  
43 groups. Academic performance exhibited a significant improvement in the 7-11y-o (p=0.001), 12-15y-  
44 o (p<0.001), and 16-25y-o (p=0.008) groups.

45 *Conclusions:* Among athletes aged 12-25y-o, participation in a sleep education program led to  
46 improvements in sleep quality and duration, accompanied by enhanced academic performance.  
47 However, this intervention did not yield positive effects for athletes between the ages of 7 and 11  
48 years.

49 **Keywords:** Academic performance; athletes; education program; mood; sleep; sleep quantity; sleep  
50 quality; sports. Sleep

51

52

53

## Education program to improve sleep

### 54 **1. INTRODUCTION**

55 There is mounting evidence that sleep plays pivotal role in optimal athletic performance (1,2).

56 Adequate sleep optimizes physical, cognitive, and emotional well-being (3-4). Studies have  
57 demonstrated that partial or total sleep deprivation impairs various aspects of athletic performance,  
58 including physical and neurocognitive functions, mood, body composition, and immune function,  
59 among others (1,2,5). A growing body of evidence suggests that sleep deprivation may increase the  
60 risk of injury in athletes (6, 7). Adequate sleep quantity and quality has also been identified as a  
61 recovery strategy due to its physiological and restorative effects (8).

62 With regard to the physical performance of athletes, there is a growing body of evidence indicating  
63 that the sleep deprivation is associated with reduced reaction times in sports such as tennis and  
64 basketball (9,10), as well as decreased anaerobic power (10) and endurance (3,5). Furthermore,  
65 insufficient sleep has been linked to negative changes in mood and emotional regulation (11). Factors  
66 such as stress, frustration, apathy, irritability, and diminished self-confidence can arise due to lack of  
67 sleep (12). Sleep deprivation has been associated with impaired learning and executive functions,  
68 which are crucial for athletes' tactical development during training (2,10,13). Other factors, such as  
69 demanding training programs, packed schedules, increased travel time, and pre and post-competition  
70 anxiety levels, can influence sleep. In the context of sport, it is of paramount importance to maintain  
71 an optimal balance between academic pursuits and athletic performance. This is particularly relevant  
72 in the case of young athletes, who tend to engage in late-night activities but are required to rise early  
73 for academic or training purposes. This can have a detrimental impact on their academic and athletic  
74 performance (2).

75 Additionally, there is evidence suggesting that educational interventions can enhance sleep quality and  
76 mood in order to improve academic and sport performance. These interventions aim to mitigate or  
77 prevent inadequate sleep hygiene by providing tools to manage habits and psychological variables  
78 before, during, and after sleep (14). The interventions focus on reducing hyperactivity, modifying  
79 behavior (15) controlling thoughts (16), and establishing protocols to enhance sleep (17). Furthermore,

## Education program to improve sleep

80 sleep interventions have been demonstrated to be effective in minimizing the negative effects of sleep  
81 deprivation and enhancing athletes' overall well-being (18).

82 The objective of this study was to assess the effectiveness of a personalized sleep education program  
83 throughout a sport season in enhancing sleep quality and quantity, psychological well-being, and  
84 academic performance among youth players in elite multisport teams.

85

## 86 **2.METHODS**

### 87 *2.1 Participants*

88 The study included 639 participants (11% were female), with a mean years of  $13.89 \pm 3.8$  (range, 7 to  
89 25) years. All participants were athletes from various sports disciplines affiliated with Futbol Club  
90 Barcelona, including soccer, handball, basketball, futsal, and rink hockey. There was a total of 44  
91 teams among the different categories.

92 The study was conducted during the 2018/19 academic year and sports season. The study was  
93 conducted in accordance with the highest ethical standards and data protection policies, overseen by  
94 the club's legal department. All participants were fully informed about the study's details and provided  
95 their informed consent to participate. In cases where athletes were under the age of 18 years, legal  
96 guardians also signed the informed consent forms. The study protocol (AS-2019-01) was approved by  
97 the Scientific Research Ethics Committee (CEIC) of the International University of Catalonia. The  
98 protocol version was 1.0, dated January 21, 2019.

### 99 *2.2 Instruments*

#### 100 *2.2.1 Sleep Diary*

101 The quantity of sleep was evaluated by completing a daily sleep diary each morning upon awakening  
102 (19). This variable will be referred to as "sleep duration". Participants recorded their estimated sleep  
103 onset, instances of nocturnal awakenings (if any), and the time and reason for awakening. The hours of

## Education program to improve sleep

104 sleep were calculated as the sum from bedtime to wake time, subtracting nighttime awakenings and  
105 adding the duration of daytime naps. The data were collected over 5 consecutive nights (Monday to  
106 Friday, the measure the typical week of the athletes, excluding days without school exams and 4  
107 weekly training sessions), beginning simultaneously with other questionnaires. To determine whether  
108 the sleep duration of athletes is optimal or not, we followed the recommendations provided by The  
109 National Sleep Foundation (NSF) (20). Coaches or captains asked participants to regularly fill out the  
110 diary. For statistical analysis, sleep hours were converted to a decimal scale.

### 111 *2.2.2 Sleep Disturbance Scale in Children (SDSC).*

112 This scale was utilized to assess the sleep quality of participants, with a particular focus on sleep  
113 behavior and disturbances (21). It encompasses 26 items, grouped into 6 factors, and was completed  
114 with the assistance of legal guardians when it was necessary, in accordance with the original study  
115 protocol (21).

116 Participants and guardians responded to statements pertaining to specific sleep-related behaviors using  
117 a Likert-5 scale (1 = Never; 5 = Always; total score range: 26-130). A score of 39 points or above  
118 indicates the presence of some degree of sleep disturbance. While the SDSC is typically employed in  
119 the assessment of individuals under the age of 18, it was utilized in the evaluation of athletes between  
120 the ages of 19 and 25, as there are no discernible clinical scales that differentiate between adolescents  
121 and young adults.

### 122 *2.2.3 Subjective Vitality Scale (SVS).*

123 This is a validated tool for assessing dynamic well-being and mood (22). The SVS consisted of 7  
124 items that measured enthusiasm, liveliness, and energy levels. Participants responded on a Likert-7  
125 scale ranging from 1 (completely false) to 7 (completely true). The total score is obtained by adding  
126 the item scores, with the highest score being 49, indicating greater vitality.

### 127 *2.2.4 Academic performance assessment.*

## Education program to improve sleep

128 The academic grades for the first (December) and last (June) quarters of the academic year were  
129 provided by the participants or their families and recorded for analysis. These grades were obtained  
130 from the Spanish educational system. The number of academic subjects and the proportion (%) of  
131 subjects passed (grades above 5-10) were documented. Participants were notified of their school  
132 grades via letters, in accordance with their signed informed consent.

### 133 *2.3 Procedure*

134 The SDSC and SVS scales, along with the sleep diary were administered at the outset of the season  
135 (pre-intervention: PRE) and again at the conclusion of the season (post-intervention: POS), following  
136 sleep education sessions in which all players had participated. The instruments were initially  
137 completed digitally through an online survey platform by the athletes at the start of the season. The  
138 SDSC and SVS took approximately 20 to 30 minutes to complete. All participants completed the  
139 instruments during the training sessions. To ensure the collection of more precise and truthful  
140 information, legal guardians of players under the age of 12 assisted in completing the instruments  
141 alongside the participants. A coach and a member of the research team were present during the  
142 instruments implementation process to address any queries. All participants completed the tools on the  
143 same day, which was a working day of the week, specifically Monday, and they were away from the  
144 weekend match. It was ensured that players filled the tools when they did not have any exams at  
145 school. Furthermore, participants were required to maintain a sleep diary for the subsequent 4 days,  
146 resulting in a total of 5 entries per participant from Monday to Friday. Each player was required to  
147 attend a minimum of 4 sports training sessions during the week. In terms of academic performance, we  
148 collected data on the players' grades from the players and their families during the last months of the  
149 season. This data provided the percentage of subjects passed by each athlete throughout the academic  
150 course.

#### 151 *2.3.1 Sleep education program*

152 The sleep education program was based on a pre-post-intervention design. It was addressed to players  
153 and their sports staff, as well as families, as detailed later. Group educational sessions on promoting  
154 healthy sleep practices were held for the players' teams, technical staff, and families. In addition,

## Education program to improve sleep

155 individual counseling sessions were held with each player. A total of 44 educational group sessions  
156 were conducted, 1 for each team, from the category with younger players to the category of the  
157 affiliate teams for all sports sections. These sessions, attended by players and technical staff (including  
158 coaches, doctors, psychologists, and physiotherapists), emphasized essential aspects of sleep hygiene,  
159 focusing on promoting healthy sleep practices and strategies to improve sleep quality in young  
160 players. Additionally, group sessions were conducted for the players' families, with the objective of  
161 providing comprehensive knowledge on proper sleep hygiene practices and recommendations. The  
162 educational information covered a range of topics, including an overview of sleep and its functions,  
163 the physiological changes that occur during sleep, the recommended hours of sleep based on age, and  
164 specific recommendations for travel and daily routines.

165 In addition to the group sessions, 2 sessions were held for each athlete, addressing specific aspects of  
166 sleep hygiene relevant to their individual needs. The sessions were tailored to the athletes' schedules,  
167 including school and sports schedules and daily routines. All athletes received 2 comprehensive  
168 feedback reports, one at the beginning and the other at the end of the season. These report highlighted  
169 the quantity and quality of their sleep based on their responses to the sleep diary and the SDSC. The  
170 objective of these reports for the athletes was to awareness of their sleep duration and quality, and to  
171 raise awareness of their current sleep hygiene.

### 172 *2.3.2 Characteristics of the educational sleep program*

173 The intervention was executed meticulously in 3 distinct phases, thereby ensuring a comprehensive  
174 approach to the promotion of optimal sleep habits in young athletes.

#### 175 *2.3.2.1 Phase I: Pre-test (The initial 3 months of the season).*

176 In the initial phase of the study, coaches, players, and families were provided with comprehensive  
177 information and instructions regarding the program's nature and its objectives. Participants were  
178 informed about the study's purpose and provided with instructions on how to electronically complete  
179 the tools. All participants and their families (in the case of minors) were provided with a detailed  
180 report on the results of this initial phase, which included information on their sleep duration and  
181 quality, as well as recommendations for improving their current sleep hygiene.

## Education program to improve sleep

182 *2.3.2.2 Phase II: Intervention Program (4 months).*

183 The objective of this phase was to educate athletes on the principles of optimal sleep hygiene, with the  
184 aim of improving their sleep quality and duration. The program comprised 3 distinct types of sessions:

185 *2.3.2.2.1 Sleep education session for athletes and staff.* These group sessions were conducted for all  
186 athletes of the same sport category together with their technical staff (coach, doctor, psychologist and  
187 physiotherapist), with a total of 44 teams in different categories. All participants attended a session  
188 led by a board-certified pediatrician sleep specialist. This 25-30-minute educational session was  
189 followed by a 10-15-minute questions and answers period. A total duration of 35-45 minutes was  
190 proposed to maintain the maximum attention of the players and to allow for extra time to resolve any  
191 doubts that the participants may have on the sleep program. The subject was the same for all groups  
192 and the main topics covered included understanding the functions of sleep, recommended sleep times  
193 according to age, the benefits of good sleep quality, and recommendations to improve sleep quality  
194 and establish effective sleep routines. The focus was on maintaining to regular sleep schedules,  
195 creating a quiet, dark, and cool sleep environment, avoiding stimulants before bedtime, caring for  
196 mattresses and pillows, limiting electronic device use 2 hours before bedtime, avoiding naps  
197 exceeding 20 minutes, eating a light dinner 2 hours before bedtime, and cultivating a calm state before  
198 going to sleep.

199 *2.3.2.2.2 Sleep educational session for families.* A parallel session was conducted exclusively for  
200 families, maintaining the same structure of the group session for athletes and staff. The information  
201 provided covered technical aspects such as phase delay, feeding, and food metabolism. The session  
202 was followed by a 15-minute question-answer segment facilitated by the sleep specialist. The  
203 objective was to provide families with information on how to support their athlete's sleep and nutrition  
204 needs. It was recommended that athletes and their families implement the recommendations discussed  
205 during these sessions over the subsequent weeks.

206 *2.3.2.2.3 Individual counseling session for athletes.* All athletes engaged in 2 individual counseling  
207 sessions, 1 for each age group. The focus was to review their daily schedules, teach relaxation and



## Education program to improve sleep

208 mindfulness techniques, and implement the recommendations elucidated during the educational  
209 session. The topics covered in this study included the reduction of electronic devices usage, avoiding  
210 dinner 2 hours before bedtime, and maintaining adequate light and temperature in the bedroom. The  
211 support materials provided included recommendations, worksheets, sleep and rest guides, and agenda  
212 management tools. The sessions were approximately 1 hour in length, and athletes were permitted to  
213 consult with their psychologist at any time during the day. These professionals were also present  
214 during the educational sessions addressed to family and staff.

215 *2.3.2.3 Phase III: Post-test (2 months at the conclusion of the season).*

216 At the conclusion of the study, participants were evaluated using the SDSC and SVS scales, as well as  
217 the sleep diary and academic performance evaluations. This phase served as a follow-up to assess the  
218 impact of the intervention. All participants and their families (in the case of minors) received a  
219 detailed report on the results of this 3<sup>a</sup> phase, including a comparative analysis between results from  
220 the first and third phases.

221 *2.4 Data analysis*

222 The data were presented as means  $\pm$  standard deviation (SD) for continuous variables, and participant  
223 numbers (n) and percentages (%) for categorical variables. Participants were divided into three groups  
224 according to their age, namely group 1 comprising athletes between 7 and 11 years, group 2 between  
225 12 and 15, and group 3 between 16 and 25. A mixed Multivariate Analysis of Variance (MANOVA)  
226 with a 3\*2 design (representing 3 age groups \* 2 within-subject PRE-POS situations) was used to  
227 explore global differences between pre and post-intervention across all study parameters within each  
228 age group. A repeated-measures analysis of variance (ANOVA) was conducted within each age level  
229 to assess differences between the PRE and POS intervention periods. Mean differences, along with  
230 95% confidence intervals (CI), and Cohen's d effect sizes were calculated. All statistical analyses were  
231 performed using the SPSS statistical package (IBM, SPSS V25.0, Chicago, IL). Results with p-values  
232  $<0.05$  were considered statistically significant.

233

## Education program to improve sleep

### 234 3. RESULTS

235 Table 1. Title: General Characteristics of the sample: presents the general characteristics of the  
236 sample. It should be noted that only soccer had a contingent of female participants, as detailed in this  
237 table.

238 **Table 1:** General Characteristics of the sample.

<b>Gender</b>	<b>n</b>	<b>%</b>
Men	569	89
Women	70	11
<b>Sport</b>	<b>n</b>	<b>%</b>
Football (men)	277	43.3
Football (women)	70	11.0
Basketball	80	12.5
Futsal	65	10.2
Hockey	41	6.4
Handball	106	16.6
<b>Age Categories</b>	<b>n</b>	<b>%</b>
7-12 years	153	23.9
13-15 years	293	45.9
16-19 years	193	30.2
<b>Academic</b>	<b>n</b>	<b>%</b>
Primary School	159	24.8
Secondary School	286	44.7
High School	112	17.5
University	36	5.6
Other	46	7.1
<b>Overall</b>	<b>639</b>	<b>100%</b>

239 Data are reported as number (n) and percentage (%) of athletes.

Education program to improve sleep

240 Table 2. Title PRE-POS-intervention differences for the variables of the study by age group: presents  
 241 the PRE-POS differences for the variables of the study, categorized by the 3 age groups. A mixed  
 242 MANOVA (3x2) was conducted to examine differences between PRE and POS interventions across age  
 243 groups. The results demonstrated significant variations in sleep hour evolution between PRE and POS  
 244 interventions across the 3 age groups (p=0.006).

245 **Table 2:** PRE-POS-intervention differences for the variables of the study by age group.

246

MEASURE	Age	n	PRE	POS	Difference	Cohen's <i>d</i>	
	Categories		Intervention	Intervention	(95% CI)	effect size	p
<b>Sleep Duration</b> (hours)	1 (7-11yo.)	48	9.41±0.12	9.40±0.16	- 0.02 (-0.27 to 0.24)	0.88	0.444
	2 (12-15yo)	150	8.52±0.69	8.31±0.90	- 0.21 (-0.39 to -0.03)	1.11	<b>0.011</b>
	3 (16-26yo.)	72	7.88±0.99	8.20±0.13	0.32 (0.01 to 0.63)	1.32	<b>0.023</b>
	<i>Overall</i>	270	8.51±0.98	8.48±1.18			
<b>Sleep Quality</b> (SDSC score)	1 (7-11yo.)	62	35.82±1.14	43.46±1.28	7.65 (4.50 to 10.79)	12.39	<b>&lt;0.001</b>
	2 (12-15yo)	180	46.70±0.67	42.7±0.70	-3.96 (-5.97 to -1.94)	13.73	<b>&lt;0.001</b>
	3 (16-26yo.)	99	51.27±0.95	43.37±1.01	-7.90 (-10.48 to -5.31)	12.97	<b>&lt;0.001</b>
	<i>Overall</i>	341	46.05±10.32	43.06±10.09			
<b>Mood</b> <b>Assessment</b> (SVS score)	1 (7-11yo.)	6	30.67±2.25	19.67±7.09	-11.00 (-18.94 to -3.06)	7.56	<b>0.008</b>
	2 (12-15yo)	74	25.51±4.92	24.19±5.57	-1.32 (-3.10 to 0.45)	7.67	0.071
	3 (16-26yo.)	54	24.46±4.33	25 ±4.77	0.54 (-0.92 to 1.99)	5.33	0.231
	<i>Overall</i>		25.32±4.75	24.31±5.40			
<b>Academic</b> <b>Performance</b> (%)	1 (7-11yo.)	153	98.70±4.76	99.80±1.39	1.10 (0.38 to 1.81)	4.46	<b>0.001</b>
	2 (12-15yo)	289	91.63±15.76	96.11±12.27	4.47 (3.09 to 5.85)	11.92	<b>&lt;0.001</b>
	3 (16-26yo.)	140	77.12±28.76	82.43±27.48	5.31 (1.01 to 9.61)	25.73	<b>0.008</b>
	<i>Overall</i>	582	90.01±19.71	93.79±17.30			

247 SDSC: Sleep Disturbance Scale in Children. SVC: Subjective Vitality Scale.

## Education program to improve sleep

248 The analysis of sleep duration, as recorded in the sleep diary, revealed distinct patterns among  
249 different age groups. Table 2 shows the duration of sleep in a decimal scale. Specifically, the 7-11-  
250 year-old group exhibited no changes between PRE and POST intervention periods. In contrast, the  
251 group aged 12-15 experienced a significant reduction in sleep hours (12.6 minutes in hexadecimal  
252 scale), while the group aged 16-25 showed an increase in sleep duration during the same period (19.2  
253 mines in hexadecimal scale). Fig. 1 illustrates these differences. In particular, the 12-15-year-old  
254 group exhibited a significant decrease in sleep hours in comparison to the 7-11-year-old group  
255 ( $p<0.001$ ), which maintained a stable sleep duration. Conversely, the group aged 16-25-year-old group  
256 exhibited a significant increase in sleep hours, when compared with the 7-11-year-old group ( $p<0.001$ )  
257 (see Table 2 and Fig. 1). Fig. 2 presents the percentage of athletes in each group displaying differences  
258 in hours slept between POS and PRE-intervention period, as recorded in the Diary. Differences (POS-  
259 PRE) are grouped into 15-minute intervals (a negative value indicates that athletes slept less during  
260 POS period).

261 **Fig 1. This is the Fig 1 Title.** Evolution of sleep hours from the sleep diary between PRE and POS-  
262 intervention by age group. This is the Fig 1 legend. Caption: \* ( $p<0.001$ : PRE-POS differences with  
263 respect to 7-11 years old group. Bars: Mean and SEM)

264  
265 **Fig 2. This is the Fig 2 Title.** Percentage of athletes by age group according to the variation in minutes  
266 slept between POS and PRE-intervention, recorded with the Diary (negative values indicate that athletes  
267 have slept less in the POS). This is the Fig 2 legend. Groups: 7-11 years old, 12-15 years old and 16-25  
268 years old. Min=Minutes.

269 When assessing sleep quality was assessed using the SDSC (higher scores indicating poorer sleep  
270 quality), the group aged 7-11 displayed a decline in sleep quality. In contrast, both the 12-15 and 16-  
271 25-year-old groups exhibited an improvement in sleep quality. Fig. 3 illustrates this distinct behavior  
272 of the 7-11-year-old group, which exhibited an increase in the SDSC score ( $p<.001$ ) compared to the  
273 improvement shown by the other 2 age-groups ( $p<.001$ ). Furthermore, the group aged 16-25 exhibited

## Education program to improve sleep

274 a more pronounced decline decrease in SDSC score during POS compared to the group aged 12-15  
275 groups (see Table 2 and Fig. 3).

276 Regarding mood, as assessed with the SVS (a higher score indicates a better mood), the 7-11-year-old  
277 and the 12–15-year-old groups exhibited a decrease in mood whereas the 16-25-year-old group exhibited  
278 no difference. Fig. 4 illustrates that the group aged 7-11 exhibited a lower mood score in POS with  
279 respect to the PRE ( $p=.008$ ), compared to the other two groups (see Table 2 and Fig. 4).

280 **Fig 4. This is the Fig 4 Title.** Evolution of mood scorings between PRE and POS-intervention by age  
281 group. This is the Fig 4 legend. Caption: \* ( $p=0.008$ : PRE>POS for 7-11 years old group. Bars: Mean  
282 and SEM)

283 For academic performance, all age groups showed a significant increase at the end of the season. Fig. 5  
284 illustrates this change, as measured by the percentage of passed subjects between the PRE and POS  
285 periods across different age groups. The entire sample demonstrates an improvement in academic  
286 performance during the POS period, increasing from 90% in the PRE period to 93.79% in the POS  
287 period. However, the 12-15 ( $p<.001$ ) and 16-25 ( $p=.008$ ) age groups exhibited a more pronounced  
288 enhancement in academic performance during the POS period in comparison to the 7-11 age group  
289 ( $p=.001$ ) (see Table 2 and Fig. 5). No significant differences were found between genders or among  
290 different sports in any of the studied results.

291 **Fig 5. This is the Fig 5 Title.** Evolution of percentage of academic passed between PRE and POS-  
292 intervention by age group. This is the Fig 5 legend. Caption: \* ( $p<0.01$ : POS>PRE for all age groups.  
293 Bars: Mean and SEM)

294 Table 3 (Change in the scores of the main study variables in the POS compared to the PRE-intervention  
295 according to the years age group) presents a summary of the changes in study variables from the PRE  
296 to the POS-intervention, with POS serving as a reference point. In summary, for children aged 7 to 11,  
297 sleep duration remains consistent in both the PRE and POS-intervention periods. However, in this group  
298 there is a decrease in sleep quality and mood scores, and an improvement in academic performance. In

## Education program to improve sleep

299 the 12-15 age group, there was a decrease in sleep duration and mood during the post-intervention  
300 period, but an increase in sleep quality and academic performance. Finally, in the 16-25 age group, there  
301 was an increase in sleep duration, sleep quality, and academic performance during the post-intervention  
302 period, while mood remained consistent.

303

304 **Table 3:** Change in the scores of the main study variables in the POS compared to the PRE-intervention  
305 according to the years age group.

306

<b>Years Age Group</b>	<b>Quantity Sleep</b>	<b>Quality Sleep</b>	<b>Mood</b>	<b>Academic Results</b>
7-11	=	↓	↓	↑
12-15	↓	↑	↓	↑
16-25	↑	↑	=	↑

307

308 ↑ Improvement; ↓ Getting worse; = Remains the same

309

## 310 4.DISCUSSION

311 The objective of this study was to evaluate the efficacy of a customized sleep education program carried  
312 out during a single season in young athletes. The intervention was designed to improve the quality and  
313 quantity of sleep, psychological well-being, and academic performance of 639 athletes who participated  
314 in an elite multi-sport team. Overall, the intervention was effective across all age groups, with the 16 to  
315 25-year-old group showing the most significant improvement. The intervention resulted in increased  
316 sleep duration, improved sleep quality, and enhanced academic performance. Academic performance  
317 improved across the entire sample, and sleep quality improved in the intermediate age group of 12 to 15  
318 years. However, the youngest age group (7 to 11 years old) experienced a decline in sleep quality. Mood  
319 did not improve in any age group and deteriorated in younger participants.

## Education program to improve sleep

320 Sleep duration: The older age group showed the most pronounced increase in sleep duration, affecting  
321 approximately 15% of athletes in this group, resulting in an increase of 19.2 minutes in sleep time.  
322 This group was the only one averaging less than 8 hours of sleep in the PRE period. In contrast, the  
323 intermediate age group experienced a significant decrease in sleep duration, with approximately 13%  
324 of athletes in this group sleeping 12.6 minutes less. Most athletes in this group exhibited negative  
325 values indicating a reduction in sleep hours during the POS intervention period (see Fig. 2).

326 This study primarily included soccer players, but the results are applicable to other sports, allowing for  
327 generalization. Previous research (23) focused on soccer players and revealed that they generally slept  
328 fewer hours than recommended for non-athlete populations of the same age according to the National  
329 Sleep Foundation (20). Notably, only the older age group (16-25 years) exhibited an increase in sleep  
330 duration post-intervention, with an average of 8.20 hours per night (see Table 2). The average sleep  
331 duration was below the recommended levels set forth by the National Sleep Foundation for the 7-11-  
332 year and 12-15-year age groups. The latter age group exhibited a reduction in the average duration of  
333 sleep, which may be attributed to an increase in mobile phone screen time (24) and late-night training  
334 schedules (25)

335 Sleep quality: The SDSC questionnaire was utilized to assess sleep quality, which demonstrated a  
336 significant improvement in the 2 older age groups. This resulted in a reduction in SDSC scores.  
337 However, the youngest age group (7 to 11 years old) exhibited a decline in sleep quality post-  
338 intervention. Notably, this age group had the highest sleep quality before the intervention, with scores  
339 within the recommended range according to the SDSC questionnaire (scores below 39 indicate higher  
340 sleep quality (21). The intervention appeared to have equalized sleep quality scores among all groups  
341 following the intervention. However, all groups scored above the cutoff point of 39 points for poor  
342 sleep quality (see Fig. 3).

343 In young athletes, the combination of poor sleep quality and insufficient sleep hours indicates a need  
344 for specialized attention to improve their sleep-wake habits. Interventions that aim to promote  
345 personalized and intensive healthy sleep habits, established at an early age, are crucial for young  
346 athletes' lifestyles (26). The effectiveness of the current intervention may have been insufficient for

## Education program to improve sleep

347 younger participants, highlighting the need for personalized interventions that are tailored to players  
348 and families, considering age, particularly for younger athletes (27). Moreover, older athletes, who  
349 benefited more from the intervention, might be more aware of the relationship between recovery  
350 behaviors and performance due to their greater mental maturity, underscoring the importance of  
351 managing their sleep habits (28)

352 Academic performance: All athletes, regardless of age group, demonstrated an improvement in their  
353 pass percentage following the intervention. The improvement was significantly higher in the 2 older  
354 age groups, with an approximate 5% increase in the number of subjects passed during the POS  
355 intervention period compared to PRE intervention period (see Fig. 5). The observed increase in the  
356 effectiveness of sleep quantity and quality with the intervention could be related to the progressive  
357 academic challenges associated with age. Nevertheless, it is crucial to acknowledge that the 7-11-year-  
358 old cohort exhibited a remarkably high pass percentage in PRE (97.8%), nearly reaching the maximum  
359 pass percentage in the POS intervention period (99.8%) (see Table 2 and Fig. 5). Previous studies have  
360 demonstrated that sleep deprivation or poor sleep quality can have a detrimental impact on mental  
361 acuity, daily neurocognitive abilities, and academic performance in children and adolescents.  
362 Furthermore, it can impair daily functioning and learning abilities (29)

363 Athletes are able to perform well under pressure, even in inadequate conditions. However, it should be  
364 noted that constant sleep deprivation can negatively affect performance and that such circumstances  
365 can sometimes result in poor performance. It's evident that continued sleep deprivation cannot sustain  
366 consistently good results (30).

367 Educational training: our findings underscore the significance of interventions to enhance sleep  
368 quantity and quality among young athletes across the lifespan (31). Adolescents in particular should be  
369 encouraged to alter their sleep habits through the incorporating of personalized strategies (31). Sleep  
370 hygiene is important for promoting overall health and should be accompanied by proper nutrition,  
371 hydration, mood optimization, and stress management. These habits are essential not only in sports but  
372 also in personal and academic life. It is of the utmost importance to cultivate self-regulating and



## Education program to improve sleep

373 responsible behaviors in young athletes. Parents and sports staff should be involved in promoting and  
374 reinforcing these habits (32).

375

### 376 *4.1 Strengths and limitations*

377 The study has several strengths. It includes a large sample of young athletes from Futbol Club  
378 Barcelona, a Club with a strong tradition of caring for athletes, promoting invisible training and self-  
379 care. Additionally, the study was conducted in a supportive environment. Finally, this study is the first  
380 to research and intervene within the same club with such a large number of participants. It provides  
381 information on the amount and quality of sleep in a wide and varied sample of athletes, which had not  
382 been reported previously.

383

384 It should be noted that the study has certain limitations. The study design was based on specific scales  
385 and self-report data to collect information about sleep quality and quantity. No objective instruments  
386 were used to assess sleep such as the use of mHealth wearable actigraphy and/or polysomnography.  
387 The use of actigraphy would have provided data regarding circadian variations between the 3 age  
388 groups (33). To control for possible bias, responses from both the group and their parents were  
389 included. Another limitation was the duration of the intervention, which was limited to a single season.  
390 Extending the intervention period could have revealed additional effects in the study population.  
391 Additionally, evaluating sleep data over a limited number of days across 1 season was a limitation.  
392 Finally, there is a gender bias as in our study women represented only 11% of the cohort and all  
393 women played soccer.

### 394 *4.2 Practical Applications and Future Research*

395 The results of this study could lead to the development of new practical applications and preventative  
396 measures not only in the sports population but also in the general population, including early ages and  
397 adults. Educational interventions promoting healthy sleep and lifestyle habits could be implemented as  
398 a routine among the athletes and their clubs. Dissemination and training on sleep pose a significant

## Education program to improve sleep

399 challenge. It is important to inform and educate athletes. However, the challenge lies in training the  
400 educators and ensuring that families, athletes, and coaches/sports staff receive the same teaching  
401 regarding the implementation of adequate sleep habits. The researchers of this study aim to investigate  
402 a personalized intervention in sleep hygiene to achieve better results, and explore the relationship  
403 between the quantity and quality of sleep, school performance, and mood.

## 404 **5. CONCLUSION**

405 In conclusion, the results of our study indicate that:

- 406 - The 2 older age groups, particularly the 16 to 25-year-old group, exhibited significant  
407 improvements in both sleep quantity and quality following participation in a sleep educational  
408 program.
- 409 - The entire cohort demonstrated enhanced academic performance while the mood remained  
410 stable across all age groups.
- 411 - The intervention improved sleep quality for all groups, with the exception of the youngest group,  
412 aged 7 to 11 years old, who experienced a decline.

## 413 **Acknowledgments**

414 We extend our gratitude to all FC Barcelona players and staff for their cooperation during the data  
415 collection phase. Special thanks to Veronica Tutte and Mario Reyes for their valuable insights and  
416 support during the writing of this article. This work was supported from Grants PID2019-107473RB-  
417 C21, funded by the Spanish Government (MCIN/AEI/ 10.13039/501100011033), and 2021SGR-  
418 00806, funded by the Catalanian Government.

419

420

## 421 **Author's contributions**

422 AM conceived the study, programmed the intervention, extracted the data, wrote the materials and  
423 worksheets and the final manuscript.

## Education program to improve sleep

424 OS conducted the educational program interventions with families and teams. LC conducted the  
425 analyses, advised on the analysis, and drafted the manuscript. GR advised on variables All authors  
426 have contributed to the revision of the final article, have read and approved the final version of the  
427 manuscript and consented to publication, and agree with the order of presentation of the authors.

### 428 **Data Availability Statement**

429 The corresponding author will provide the underlying data for this article upon a reasonable request.

### 430 **Formatting of funding sources**

431 This research did not receive any specific grant from funding agencies in the public, commercial, or  
432 not-for-profit sectors.

433

## Education program to improve sleep

### 435 **References**

- 436 1. Halson SL, Juliff LE. Sleep, sport and the brain. *Prog Brain Res.* 2017;234:165-78. doi:  
437 10.1016/bs.pbr.2017.06.006.
- 438 2. Malhotra RK. Sleep recovery and performance in sports. *Neurol Clin.* 2017;35(3):547-57. doi:  
439 10.1016/j.ncl.2017.03.002.
- 440 3. Simpson NS, Gibbs EL, Matheson GO. Optimizing sleep to maximize performance:  
441 implications and recommendations for elite athletes. *Scand J Med Sci Sports.* 2017;27(3):266-  
442 74. doi: 10.1111/sms.12703.
- 443 4. Wheaton AG, Liu Y, Perry GS, Croft JB. Effect of short sleep duration on daily activities-  
444 United States, 2005-2008. *Morb Mortal Wkly Rep.* 2011;60:239-42.
- 445 5. Fullagar HHK, Skorski S, Duffield R, Hammes D, Coutts AJ, Meyer T. Sleep and athletic  
446 performance: The effects of sleep loss on exercise performance and physiological and  
447 cognitive responses to exercise. *Sports Med.* 2015;45(2):161-86. doi: 10.1007/s40279-014-  
448 0260-0.
- 449 6. Milewski MD, Skaggs DL, Bishop GA, Pace JL, Ibrahim DA, Wren TA, Barzdukas A.  
450 Chronic lack of sleep is associated with increased sports injuries in adolescent athletes. *J*  
451 *Pediatr Orthop.* 2014;34(2):129-33. doi: 10.1097/BPO.0000000000000151.
- 452 7. Von Rosen P, Frohm A, Kottorp A, Fridén C, Heijne A. Multiple factors explain injury risk in  
453 adolescent elite athletes: Applying a biopsychosocial perspective. *Scand J Med Sci Sports.*  
454 2017;27(12):2059-69. doi: 10.1111/sms.12855.
- 455 8. Halson SL. Nutrition, sleep and recovery. *Eur J Sport Sci.* 2008;8(2):119-26. doi:  
456 10.1080/17461390801954794.
- 457 9. Suppiah HT, Low CY, Chia M. Effects of Sport-Specific Training Intensity on Sleep Patterns  
458 and Psychomotor Performance in Adolescent Athletes. *Pediatr Exerc Sci.* 2016;28(4):588-595.  
459 doi:10.1123/pes.2015-0205.
- 460 10. Watson AM. Sleep and Athletic Performance. *Curr Sports Med Rep.* 2017;16(6):413-418.  
461 doi:10.1249/JSR.0000000000000418.

## Education program to improve sleep

- 462 11. Ong AD, Kim S, Young S, Steptoe A. Positive affect and sleep: A systematic review. *Sleep*  
463 *Med Rev.* 2017;35:21-32. doi:10.1016/J.SMRV.2016.07.006.
- 464 12. Venter RE. Role of sleep in performance and recovery of athletes: A review article. *S Afr J*  
465 *Res Sport Phys Educ Recreat.* 2012;34(1):167-184.
- 466 13. Pallesen S, Gundersen HS, Kristoffersen M, Bjorvatn B, Thun E, Harris A. The Effects of  
467 Sleep Deprivation on Soccer Skills. *Percept Mot Skills.* 2017;124(4):812-829.  
468 doi:10.1177/0031512517707412.
- 469 14. García HBÁ, Correa UJ. Intervención psicológica en trastornos del sueño: una revisión  
470 actualizada. *Clínica Contemporánea.* 2020;11(2)
- 471 15. Bootzin R. Stimulus control treatment for Insomnia. *Proc Annu Conv Am Psychol Assoc.*  
472 1972;7:395-396.
- 473 16. Harvey A, Payne S. The management of unwanted pre-sleep thoughts in insomnia: distraction  
474 with imagery versus general distraction. *Behav Res Ther.* 2002;40(3):267-277.  
475 doi:10.1016/S0005-7967(01)00012-2.
- 476 17. Morin C, Bootzin R, Buysse D, et al. Psychological and behavioral treatment of insomnia:  
477 Update of the recent evidence. *Sleep.* 2006;29(11):1398-1414. doi:10.1093/sleep/29.11.1398.
- 478 18. Sivertsen B, Omvik S, Pallesen S, et al. Cognitive behavioral therapy vs zopiclone for  
479 treatment of chronic primary insomnia in older adults; a randomized controlled trial. *JAMA.*  
480 2006;295(24):2851-2858. doi:10.1001/jama.295.24.2851.
- 481 19. Lastella M, Roach GD, Halson SL, Sargent C. Sleep/wake behaviours of elite athletes from  
482 individual and team sports. *Eur J Sport Sci.* 2015;15(2):94-100.  
483 doi:10.1080/17461391.2014.932016.
- 484 20. Hirshkowitz M, Whiton K, Albert SM, et al. National Sleep Foundation's sleep time duration  
485 recommendations: methodology and results summary. *Sleep Health.* 2015;1(1):40-43.
- 486 21. Bruni O, Ottaviano S, Guidetti V, et al. The Sleep Disturbance Scale for Children (SDSC)  
487 construction and validation of an instrument to evaluate sleep disturbances in childhood and  
488 adolescence. *J Sleep Res.* 1996;5(4):251-261. doi:10.1111/j.1365-2869.1996.00251.x.

## Education program to improve sleep

- 489 22. García I. Implications of structured extracurricular activities on adolescents' well-being and  
490 risk behaviors: Motivational mechanism. In: Sanolaya. 9th European Congress of Psychology.  
491 Granada; 2019.
- 492 23. Merayo A, Gallego JM, Sans O, et al. Quantity and quality of sleep in young players of a  
493 professional football club. *Sci Med Footb.* 2022;6(4):539-544.  
494 doi:10.1080/24733938.2021.1962541.
- 495 24. Hale L, Guan S. Screen time and sleep among school-aged children and adolescents: A  
496 systematic literature review. *Sleep Med Rev.* 2015;21:50-58.
- 497 25. Bessot N, Moussay S, Sesboué B, et al. The circadian rhythm of core temperature: effects of  
498 physical activity and aging. *Med Sci Sports Exerc.* 2006;38(6):1153-1160.
- 499 26. Milewski MD, Skaggs DL, Bishop GA, et al. Chronic lack of sleep is associated with  
500 increased sports injuries in adolescent athletes. *J Pediatr Orthop.* 2014;34(2):129-133.
- 501 27. Lacks P, Rotert M. Knowledge and practice of sleep hygiene techniques in insomniacs and  
502 good sleepers. *Behav Res Ther.* 1986;24(3):365-368.
- 503 28. Lastella A, Roach CL, Halson SM. The effect of age and sex on sleep quality in athletes. *J*  
504 *Sports Sci.* 2013;31(3):335-341. doi:10.1080/02640414.2012.733822.
- 505 29. Bolin DJ. Sleep Deprivation and Its Contribution to Mood and Performance Deterioration in  
506 College Athletes. *Curr Sports Med Rep.* 2019;18(8):305-310.  
507 doi:10.1249/JSR.0000000000000621.
- 508 30. Moseley L, Gradisar M. Evaluation of a school-based intervention for adolescent sleep  
509 problems. *Sleep.* 2009;32(3):334-341.
- 510 31. Driller MW, Lastella M, Sharp AP. Individualized sleep education improves subjective and  
511 objective sleep indices in elite cricket athletes: a pilot study. *J Sports Sci.* 2019;37(20):2121-  
512 2125. doi:10.1080/02640414.2019.1620988.
- 513 32. Nishinoue N, Takano T, Kaku A, et al. Effects of sleep hygiene education and behavioral  
514 therapy on sleep quality of white-collar workers: a randomized controlled trial. *Ind Health.*  
515 2012;50(2):123-131.

## Education program to improve sleep

516 33. Baron KG, Duffecy J, Berendsen MA, Cheung Mason I, Lattie EG. Feeling validated yet? A  
517 scoping review of the use of consumer-targeted wearable and mobile technology to measure  
518 and improve sleep. *Sleep Med Rev.* 2018;40:151-159.

519

520

521

522

523

524

525

526

527

528

529

530

531

532

533

534

535

536

537

538

539

540

541

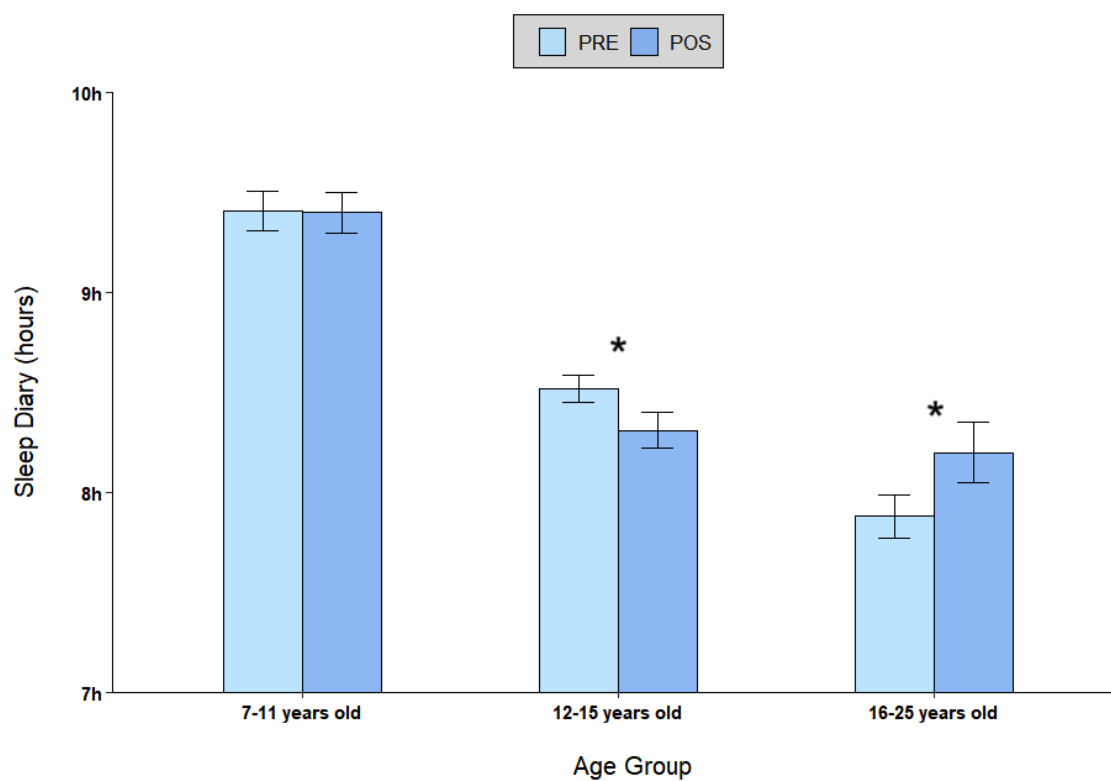
## Education program to improve sleep

542 **Figures title.**

543

544 **Figures**

545 Figure 1: Evolution of sleep hours from the sleep diary between PRE and POS-intervention by age  
546 group.



547

548 Caption: \* ( $p < 0.001$ : PRE-POS differences with respect to 7-11 years old group. Bars: Mean and SEM)

549

550

551

552

553

554

555

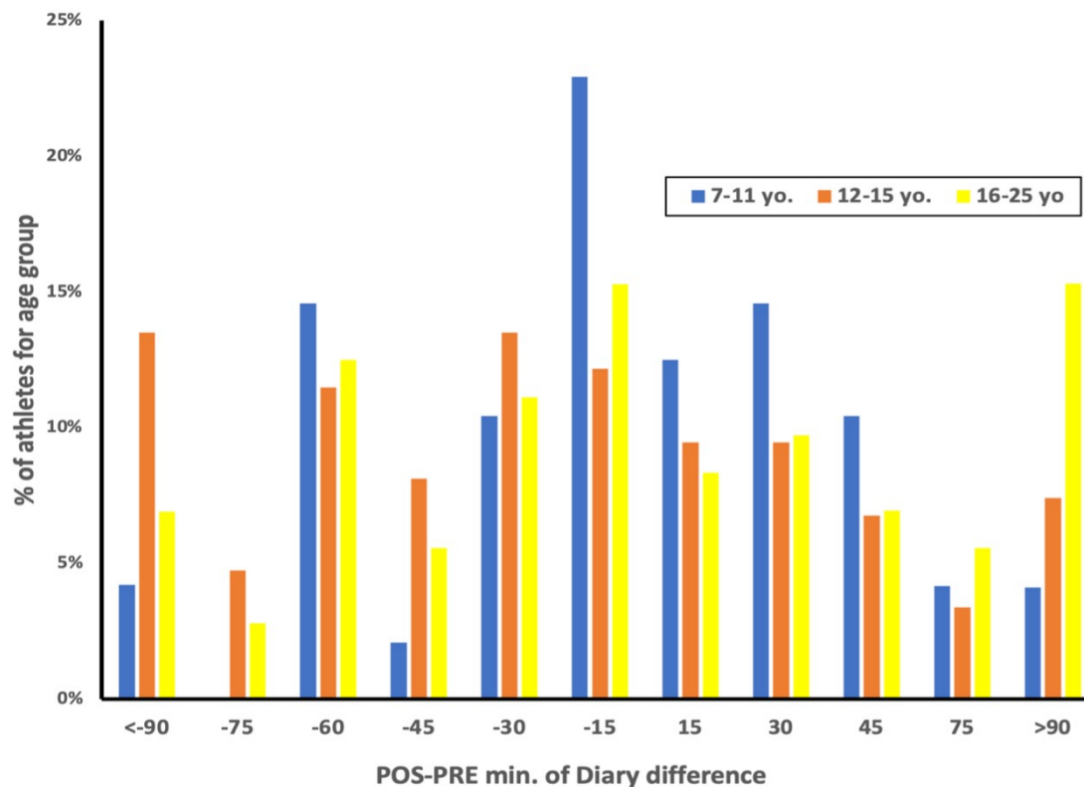
556

557



## Education program to improve sleep

558 Figure 2: Percentage of athletes by age group according to the variation in minutes slept between POS  
559 and PRE-intervention, recorded with the Diary (negative values indicate that athletes have slept less in  
560 the POS).

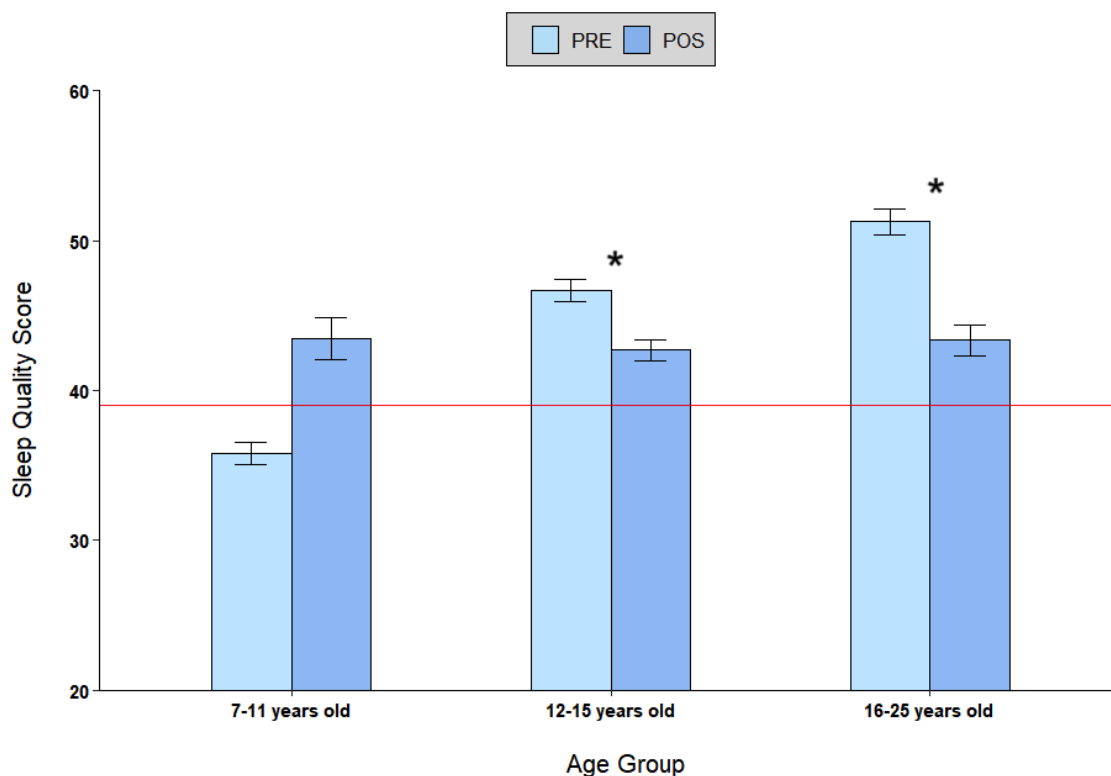


561  
562 Groups: 7-11 years old, 12-15 years old and 16-25 years old. Min=Minutes.

563  
564  
565  
566  
567  
568  
569  
570  
571  
572  
573  
574  
575  
576  
577

### Education program to improve sleep

578 Figure 3: Evolution of SDSC scorings between PRE and POS-intervention by age group. Scores below  
579 39 (red line) indicate higher sleep quality (within the recommended range<sup>38</sup>).



580

581 Caption: \* (p<0.001: PRE-POS differences with respect to 7-11 years old group. Bars: Mean and SEM)

582

583

584

585

586

587

588

589

590

591

592

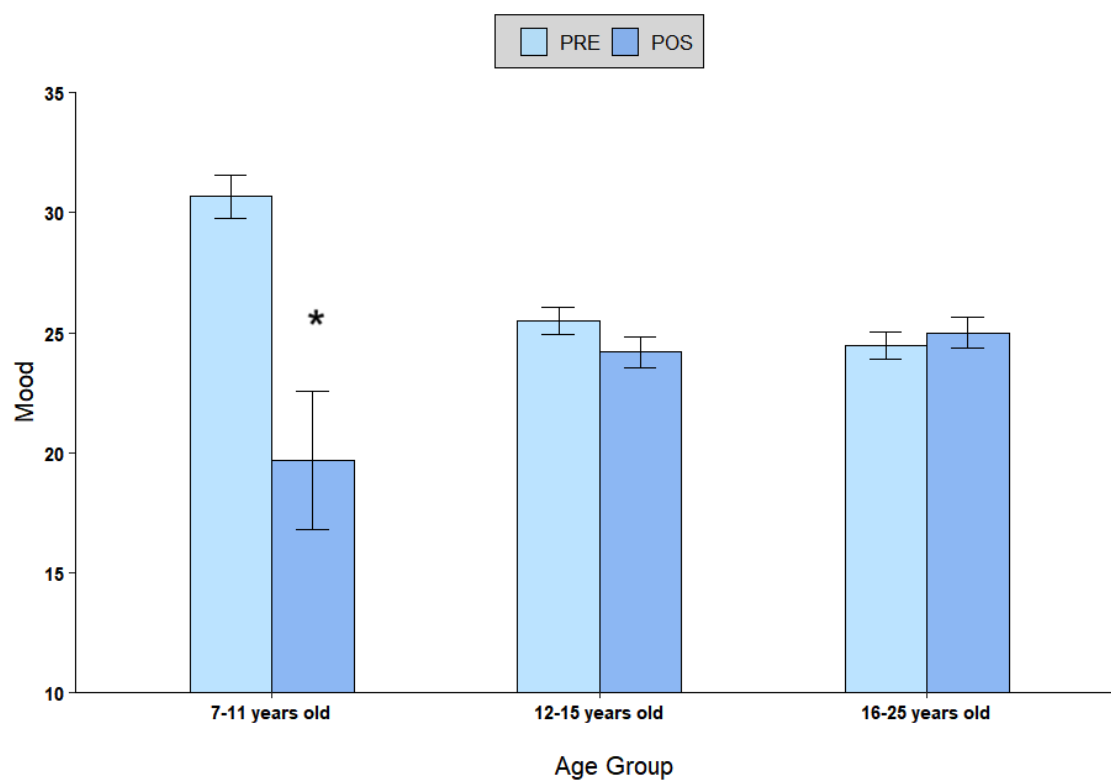
593

594

595

## Education program to improve sleep

596 Figure 4: Evolution of mood scorings between PRE and POS-intervention by age group.



597

598 Caption: \* (p=0.008: PRE>POS for 7-11 years old group. Bars: Mean and SEM)

599

600

601

602

603

604

605

606

607

608

609

610

611

612

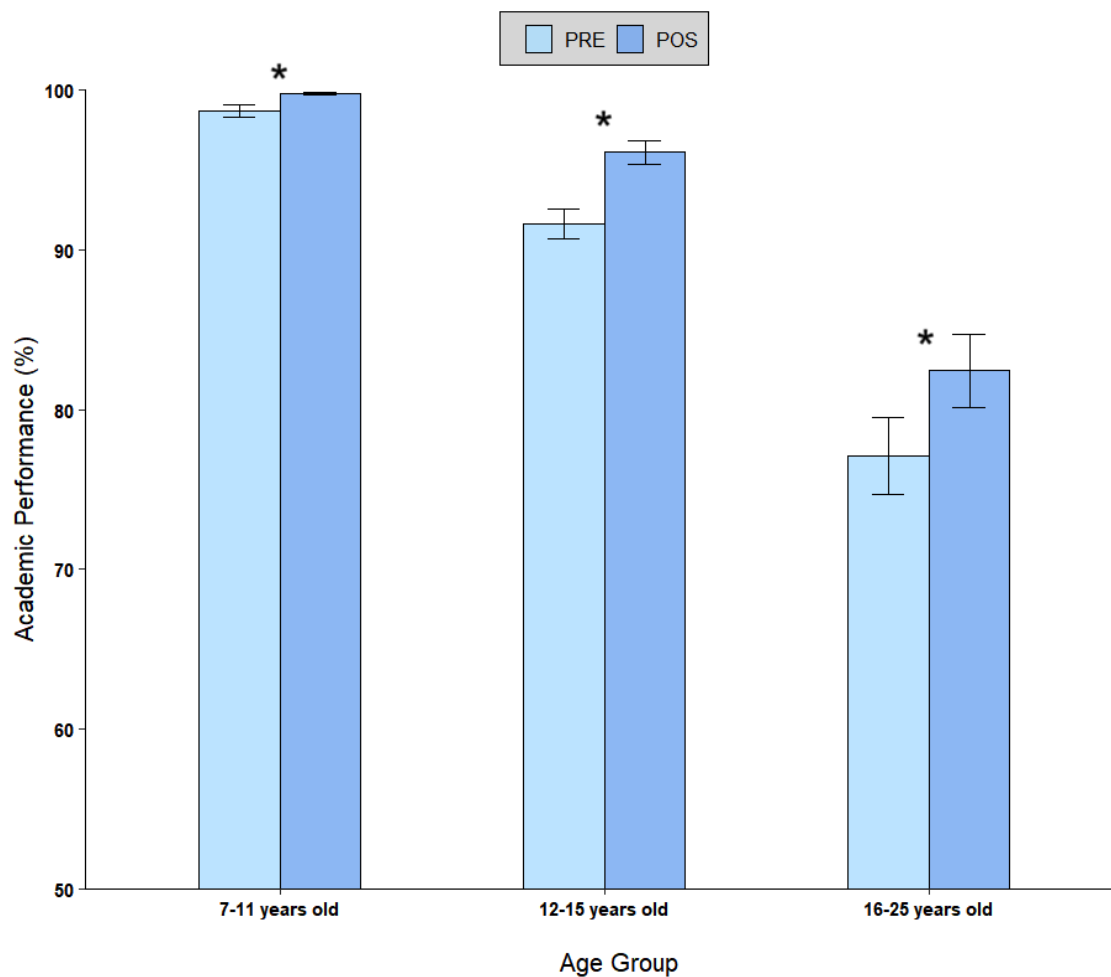
613

614

## Education program to improve sleep

615 Figure 5:

616 Title: Evolution of percentage of academic passed between PRE and POS-intervention by age group.



617

618 \* (p<0.01: POS>PRE for all age groups. Bars: Mean and SEM)

619

Caption: