

1 **Temporal and Thematic Analysis of Promotional Waterpipe-Related Posts on** 2 **Twitter/X in the US**

3 Puhua Ye, BS¹, Mengwei Wu, BS¹, Yiwei Han, BS¹, Yuka Shimazaki, BS¹, Jennifer
4 Cornacchione Ross, PhD², Erin L. Sutfin, PhD³, Dongmei Li, PhD⁴ and Zidian Xie, PhD⁴ *

5 ¹ Goergen Institute for Data Science, University of Rochester, Rochester, NY, USA

6 ² Department of Health Law, Policy and Management, Boston University School of Public
7 Health, Boston, MA, USA

8 ³ Department of Social Sciences and Health Policy, Wake Forest University School of Medicine,
9 Winston-Salem, NC, USA

10 ⁴ Department of Clinical and Translational Research, University of Rochester Medical Center,
11 Rochester, NY, USA

12

13 Correspondence to:

14 Dr. Zidian Xie

15 Department of Clinical and Translational Research, University of Rochester Medical Center,
16 Rochester, NY 14642-0708, USA

17 E-mail: zidian_xie@urmc.rochester.edu

18 Telephone: 585-275-4398

19

20

21 Abstract Word Count: 249

22 Text Word Count: 3,343

23 **Abstract**

24 **Introduction**

25 Waterpipe tobacco smoking (WTS), also known as hookah, shisha, or narghile, is particularly
26 popular among young people in the United States (US). WTS poses serious health risks similar
27 to those of cigarette smoking.

28 **Methods**

29 Using the Twitter/X streaming API (Application Programming Interface), we collected
30 4,853,562 tweets between March 9, 2021, and March 14, 2023, using waterpipe-related
31 keywords, such as “hookah” and “waterpipe”. After geographical filtering to identify tweets
32 from the US and keyword filtering for the promotional content, we identified 23,803 promotional
33 waterpipe-related tweets. We examined trends in the posting time of these promotional
34 waterpipe-related tweets and identified prevalent topics from these tweets using the BERTopic
35 (Bidirectional Encoder Representations from Transformers) modeling.

36 **Results**

37 The number of promotional waterpipe-related tweets showed an overall decreasing trend during
38 the study period. The posting of promotional waterpipe-related tweets was more active later in
39 the day. Major topics in the promotional tweets included “Promotion from hookah lounges and
40 online hookah business” (63.97%, 15,227/23,803), “promoting hookah parties and events”
41 (32.26%, 7,679/23,803), and “promoting engineered and durable hookah products” (3.77%,
42 897/23,803). Twitter/X accounts posting waterpipe-related promotional content have substantial
43 variations in the number of relevant tweets (mean = 2.28, SD = 12.22) and followers (mean =
44 5,937, SD = 76,770).

45 **Conclusions**

46 This study demonstrates a significant social media activity in promoting waterpipe tobacco
47 smoking. Our findings underscore the urgent need to regulate the promotional content of WTS
48 on social media and promote public health education messages on social media to counteract the
49 promotion of WTS.

50

51 **Introduction**

52 Waterpipe tobacco smoking (WTS), also known as hookah, shisha, or narghile is a traditional
53 smoking device that originated in India over a millennium ago and has recently gained popularity
54 in the United States (US) (1). In 2021, approximately 0.9% of US adults, which equates to an
55 estimated 2.2 million people, reported currently using hookah (2). Among those who use
56 waterpipe, young people, especially college students, make up the majority of users (3). Around
57 8-17% of college students currently use waterpipe tobacco, and about 35-64% have tried it at
58 least once. A recent systematic review showed that waterpipe use among young people in the US
59 is increasing by up to 1% annually (4). Among university students in the US, waterpipe tobacco
60 smoking is the second most prevalent form of tobacco use, following cigarettes (5). Another
61 study suggests that college students are at a higher risk of smoking waterpipe and there is also a
62 notable knowledge gap and misperception regarding the potential harm of hookah, particularly
63 among young, college-educated, and never-smokers (6).

64

65 Most waterpipe users believe that smoking waterpipe tobacco is less harmful than other forms of
66 tobacco use (6). This misconception is particularly prevalent among college students (6-8). In a
67 study of college students, less than 37% of them correctly answered any questions about the
68 toxins produced by a 45-minute waterpipe session compared to a five-minute cigarette session

69 (8). Some studies report that college students mistakenly believe that waterpipe smoking is less
70 harmful than cigarette smoking due to the perceived filtering effect of water, the social and
71 intermittent use patterns, and the smooth, aromatic smoke (9, 10). However, in reality, one
72 session of waterpipe tobacco smoking consistently exposes users to larger volumes of smoke and
73 higher levels of toxic substances, such as nicotine, tar, and carbon monoxide (CO) compared to
74 smoking a single cigarette (11). WTS is also likely associated with lung cancers, as well as
75 respiratory diseases, low birth weight, metabolic syndrome, cardiovascular disease, and mental
76 health issues (1, 12, 13). Additionally, the manner in which waterpipe tobacco is used, along
77 with the common practice of sharing the mouthpiece, leads to additional health risks compared to
78 other tobacco products. Sharing the mouthpiece during WTS can transmit pathogens such as
79 viruses, bacteria, and fungi, increasing the risk of diseases like hepatitis C, tuberculosis, peptic
80 ulcers, pneumonia, and periodontal diseases (1, 14-17).

81
82 An important factor contributing to the misconceptions about WTS and its widespread popularity
83 is the influence of media (18). In the early 1990s, satellite TV broadcasts from cafés and
84 restaurants during Ramadan helped to advertise and popularize the waterpipe, making it more
85 familiar to people in the Middle East (18). Today, social media has become a major avenue for
86 promoting waterpipe (19, 20). There is substantial evidence that exposure to tobacco marketing
87 and promotions, including on social media, is associated with tobacco product initiation and use,
88 reduced harm perceptions, and increased positive tobacco product attitudes (21, 22). Promotions
89 are used to increase interest in and sales of products. However, research has also demonstrated
90 social media to be a promising channel for disseminating risk messages about WTS by
91 counteracting the impact of promotional content (23). Therefore, understanding how waterpipe is

92 promoted on social media is crucial to inform policies about marketing restrictions and
93 identifying targets for risk messaging.

94

95 Twitter/X is a widely-used social media platform with over 500 million monthly active users
96 worldwide. In the US, it has more than 50.5 million monthly active users in 2023. Around 60%
97 of Twitter/X users are youth and young adults aged 13 – 34 (24). Twitter/X data have been
98 utilized to examine public perceptions and discussions regarding tobacco products, including
99 waterpipe (25-28) and related regulatory policies (29-31). This study aims to provide important
100 insights into how waterpipe is promoted on social media. By analyzing promotional waterpipe-
101 related tweets, this research seeks to identify the main themes and trends in waterpipe promotion
102 on Twitter/X. The findings could inform future regulatory measures, such as potential
103 promotional marketing restrictions, and public health policies to reduce waterpipe use and
104 associated health risks.

105

106 **Materials and Methods**

107 **Ethics Statement**

108 This study was reviewed and approved by the Research Subjects Review Board of the
109 Office for Human Subject Protection at the University of Rochester (STUDY00006570). Patient
110 consent for publication is not required as the data were analyzed anonymously.

111

112 **Data Collection and Preprocessing**

113 Twitter/X data related to waterpipe were collected in real-time using the Twitter/X streaming
114 API (Application Programming Interface) between March 9, 2021, and March 14, 2023, using

115 waterpipe-related keywords such as “hookah” and “waterpipe” (26, 32). The initial dataset
116 contains 4,853,562 tweets. To focus on tweets from the US we applied a geographical filter
117 based on the user location metadata. Specifically, we used the names and abbreviations of the 50
118 US states and major US cities to identify tweets originating from the US (33, 34). Following
119 geographical filtering, we further filtered the dataset to identify tweets related to waterpipe
120 smoking. A comprehensive list of keywords was used, including terms such as "waterpipe,"
121 "hookah," "shisha," "narghile," "argileh," "goza," and "hubble-bubble." These keywords were
122 identified within the tweet text. Furthermore, several data-cleaning steps were performed. For
123 example, duplicate tweets and retweets have been identified and removed by checking for tweets
124 starting with "RT @" and comparing the text of tweets to ensure uniqueness.

125
126 Tweets were classified into promotional and non-promotional categories using a rule-based
127 approach. We defined 'promotional' tweets as those that explicitly or implicitly promote
128 waterpipe use, including tweets from waterpipe brands, online retailers, hookah bars/lounges,
129 and consumers engaging in promotional activity. This classification was based on the presence of
130 specific keywords indicative of promotional content in the tweet text, user screen name, and
131 username. Keywords included terms such as "dealer," "deal," "promotion," "sale," "discount,"
132 "store," "promo," and others (27). The final dataset consisted of 323,347 waterpipe-related
133 tweets from the US, with 299,544 non-promotional tweets and 23,803 promotional tweets.

134

135 **Data Analysis**

136 We conducted a temporal analysis of the tweets to understand the distribution of promotional
137 waterpipe-related tweets over time. The timestamp (adjusted for the local time zone) of each

138 tweet is in the ‘timestamp_ms’ field. We grouped the tweets based on this timestamp to analyze
139 their frequency by hour, day, and month. This clustering allowed us to identify periods of high
140 and low activity. We visualized the results using Matplotlib and Tableau to create time series
141 plots and heatmaps.

142
143 For user analysis, we collected the unique user ID, follower count, and the number of tweets
144 posted by each Twitter/X user. The follower count for each user was determined by extracting
145 the highest follower count reported in the relevant tweets by this user. The total number of tweets
146 posted by each user was calculated by aggregating the tweets during our study period based on
147 the user ID.

148

149 **Topic Modeling Analysis**

150 We utilized BERTopic (Bidirectional Encoder Representations from Transformers) to identify
151 popular topics in promotional waterpipe-related tweets. BERTopic is a topic modeling technique
152 that generates the embedding (numerical representations of the text data in a high-dimensional
153 space that capture the semantic meaning of the words and phrases) with a pre-trained language
154 model, clusters these embedding, and generates topic representations with the class-based TF-
155 IDF procedure (35). To ensure consistency in the preprocessing steps, we converted all
156 characters to lowercase and lemmatized all words using WordNetLemmatizer. Additionally, we
157 removed stop words (e.g. a, an, and, but, in), punctuation, web links, and emojis using the
158 Natural Language Toolkit (NLTK) and Regular Expression (RE). We initially applied K-Means
159 clustering to group the tweets and set the ‘hdbscan_model’ parameter to the model trained with
160 K-Means. We experimented with the number of clusters from three to ten and determined the

161 optimal number of clusters using coherence scores and visualization maps to observe the
162 intertopic distance.

163

164 **Results**

165 **Temporal Analysis of Promotional Waterpipe-Related Tweets**

166 We collected a total of 4,853,562 tweets from March 9, 2021, to March 14, 2023 using
167 waterpipe-related keywords, of which 323,347 waterpipe-related tweets were identified as
168 originating from the United States. There were 299,544 non-promotional waterpipe-related
169 tweets (92.64%) and 23,803 promotional waterpipe-related tweets (7.36%). In this study, we
170 focused on promotional waterpipe-related tweets. Fig 1 illustrates the monthly frequency of
171 promotional waterpipe-related tweets, revealing distinct trends over the study period. From April
172 2021 to July 2021, there was a general upward trend, followed by an overall gradual decrease.
173 However, we observed two noticeable peaks, one is in November 2021 and the other one is in
174 April 2022. From S1 Figure, we can see that the overall trend in the number of users is similar to
175 the trend in the number of tweets except that in November 2021 the number of users did not
176 show a noticeable peak.

177

178 **Figure 1. Temporal Trend in Promotional Waterpipe-Related Tweets.**

179

180 Fig 2 presents the distribution of promotional waterpipe-related tweets by hour in the day and
181 day of the week, with a color gradient representing tweet volume—darker shades indicate higher
182 activity while lighter shades represent lower activity. The overall activity patterns show some
183 variation in tweet frequency throughout the day and the week. The tweet volume is generally

184 lower during the early morning and increases as the day progresses, peaking in the late afternoon
185 and evening. The highest activity is observed on Tuesdays at 6:00 PM, with 327 tweets. Across
186 most weekdays, particularly from Tuesday to Thursday, the high posting activity consistently
187 appears from 4:00 PM to 8:00 PM. Those weekdays, especially Tuesday to Thursday, experience
188 higher posting activity than the weekend.

189

190 **Figure 2. Number of Promotional Waterpipe-Related Tweets Posted at Different Times in a**
191 **Day and Days of the Week.**

192

193 **Analysis of Twitter/X Accounts for Promoting Waterpipe**

194 From 23,803 promotional waterpipe-related tweets, we have identified 10,524 unique Twitter/X
195 accounts. The median number of promotional waterpipe-related tweets per Twitter/X account is
196 1, with a range from 1 to 690. In our analysis of 10,524 accounts with available follower counts,
197 the average number of followers per account was 5,937 (the median = 768), with a range from 0
198 to 4,008,382. The follower counts varied significantly ($SD=76,770$), with 3.2% of accounts
199 having fewer than ten followers and 5.7% having more than 10,000 followers.

200

201 S1 Table provides the top ten Twitter/X users with the most promotional waterpipe-related
202 tweets during our study period. Among these top ten Twitter/X users, five accounts belong to
203 hookah business owners who use Twitter/X to advertise their online waterpipe shops, four
204 accounts are associated with hookah lounges promoting events at their establishments, and one
205 account falls into the "other" category, focusing on teaching people how to smoke hookah. The
206 number of tweets posted by these users varied significantly, ranging from 204 to 690 tweets. In

207 addition, we observe a wide range of follower counts among the users, from as few as three
 208 followers to as many as 5,884 followers.

209

210 **Major Topics Discussed in Promotional Waterpipe Related Tweets**

211 To understand the main themes in the promotional waterpipe-related tweets, we performed a
 212 topic modeling analysis using BERTopic. As shown in Table 1, three major topics were
 213 identified, including “Promotion from hookah lounges and online hookah business” (63.97%,
 214 15,227/23,803), “Promoting hookah parties and events that offer hookah” (32.26%,
 215 7,679/23,803), and “Promoting engineered and durable hookah products” (3.77%, 897/23,803).

216 **Table 1. Major Topics Discussed in Promotional Waterpipe-Related Tweets.**

Major topic (percentage, n/N)	Description	Keywords	Example tweets
Topic 1: Promotion from hookah lounges and online hookah business. (63.97%, 15,227/23,803)	Tweets promote various hookah lounges and their offerings, emphasizing the events such as special nights, often featuring different shisha flavors and special deals, and various hookah business and their products, emphasizing the quality and discounts.	hookah, smoke, lounge, come, store, night, flavor, free, like, shisha	1. “BOOM: New 21+ Friday Night Wave For The People \$4 Sex On The Beach \$7 Henny & Patron \$20 Hookah Catered Food LITERALLY NO COVER CHARGE MEANING FREE ENTRY ALL NIGHT NO GAMES NO GIMMICKS #WeBackOutsideFridays Culture Lounge” 2. “New Product - Delta 8 Shisha \$39.99 Available Now in 2 Flavors - Mighty Mint and Pink Lemonade”

<p>Topic 2: Promoting parties and events that offer hookah. (32.26%, 7,679/23,803)</p>	<p>Tweets advertise parties and gatherings, often offering free entry, complimentary food, and shisha. These events are typically scheduled for weekends, creating a lively and social atmosphere for attendees.</p>	<p>free, hookah, night, shisha, party, come, tonight, drink, happy, Saturday</p>	<p>1. “PLS RT☞☞ Brunch + Mimosas + Drink Specials + Hookah + #SunDAYFUNday #BrunchaholicsAnonymous Reservations/Info:”</p> <p>2. “FTS ITS HOMECOMING DAY PARTY March 13, 2021 2pm -7pm Greeks \$5 all day Get the pre-sales now Hookah and Live Dj ——— Txt Number on flyer for the addy #ASUTwitter #FVSU”</p>
<p>Topic 3: Promoting engineered and durable hookah products. (3.77%, 897/23,803)</p>	<p>The tweets emphasize the advanced design and quality of the waterpipe tobacco, making it a standout product in the market.</p>	<p>revolutionary, engineered, durable, smooth, waterpipe, available, easily, whatsapp, calhounmemorial, suite</p>	<p>1. “Engineered to be the smoothest, most durable, and revolutionary waterpipe available!”</p> <p>2. “Our hookah’s are perfect for those at home date nights, Valentine’s Day, girls nights & baecations! All hookah’s come with shisha, coals & hookah tips! We also sell custom shisha mixes and jolly rancher candy hookah tips!”</p>

217
218 Figure 3 shows the distribution of these main topics over the study period. We observed that the
219 topic of promoting hookah lounges and shisha flavors had the highest number of tweets
220 throughout the study period, peaking several times. The topic of promoting hookah parties and
221 events showed periodic peaks, particularly during months with major holidays. The topic of

222 promoting engineered and durable hookah products had the lowest volume but maintained a
223 steady presence over time. From S2 Figure, we can observe that the proportion of Topic 1
224 consistently remains between 60% and 70%, maintaining a dominant presence during the study
225 period. Noticeable, Topic 2 shows several significant increases, such as in November 2021, April
226 2022, and October 2022. These peaks also coincide with the overall tweet trend peaks during
227 those periods.

228

229 **Figure 3. Major Topics in Promotional Waterpipe-Related Tweets over Time.** Topic 1:
230 Promotion from hookah lounges and online hookah business; Topic 2: Promoting parties and
231 events that offer hookah; Topic 3: Promoting engineered and durable hookah products.

232

233 **Discussion**

234 Using Twitter/X data from March 9, 2021, to March 14, 2023, this study examined waterpipe
235 tobacco-related promotions on social media. The temporal trend analysis indicates an initial
236 increase in the number of promotional tweets until July 2021, followed by a general decline
237 except for two significant peaks in November 2021 and April 2022. The topic modeling analysis
238 identified three primary themes in the promotional tweets, including hookah lounges promoting
239 their establishments through discounts and events, party events or other venues emphasizing the
240 availability of hookah as part of their offerings, and the promotion of specific hookah products.
241 The frequency of promotional tweets did not appear to be related to the number of followers,
242 suggesting that businesses of various sizes, irrespective of their social media following, utilize
243 Twitter/X to promote waterpipe smoking.

244

245 During the study period, two significant peaks in the number of promotional waterpipe-related
246 tweets appeared in November 2021 and April 2022. After manually reviewing the tweet content
247 from these two months, we found that The November 2021 peak corresponded with heightened
248 promotional activity, while the April 2022 peak coincided with a rising trend of enjoying the
249 waterpipe tobacco during brunch, exemplified by tweets such as: "*#TheBrunchMarket returns to*
250 *#BeatsBrunchandBubbly TODAY from 12pm to 4pm at RainDogs in #FivePointsJax!• Beats by*
251 *EnerJi• Brunch by: High Elevated Eatz• Bubbly: \$12 AYCD #BottomlessMimosas• Hookah*
252 *Service• Featuring Local Vendors•: Come thru & catch the vibes!!*" and "*Brunch n Boozy*
253 *Sundays 12pm - 6pm, Section 6 People with hookah & bottomless mimosas \$175, High Top*
254 *4 People with hookah & bottomless mimosas \$125, Section 6 People 1 Bottle \$250*". The
255 two peaks are consistent with the similar peaks in Topic 1 (promotion of hookah lounge) and
256 Topic 2 (promotion of parties with hookah). There might be two main factors contributing to the
257 peak in November 2021. First, we observed that some hookah lounges began engaging in direct
258 marketing on social media by responding to users' tweets to promote their services. In
259 November, the number of promotional tweets that began with "@", which means direct replies to
260 specific users, increased from 112 in the previous month to 465 tweets. This finding aligns with
261 one previous study showing that direct marketing is a crucial channel for tobacco companies
262 (36). For instance, 16 million (7.1%) US adults reported receiving e-cigarette promotions via
263 mail or email between 2013 and 2014 (37). In addition, the presence of Black Friday and
264 Thanksgiving holidays in November led to an increase in tweets from hookah lounges offering
265 discounts and event organizers promoting free hookah at parties. Another study on e-cigarette
266 marketing on Twitter/X reported that about a third of all commercial e-cigarette tweets during
267 two months (May–June 2012) contained mentions of prices or discounts (38). We suspect that

268 another surge in promotional tweets in April 2022 might partially result from the celebration of
269 the Spring season. Specifically, there was a notable rise in tweets promoting enjoying waterpipe
270 tobacco during brunch.

271
272 We noticed a surge of promotional waterpipe tobacco-related tweets in the late afternoon and
273 evening, especially Thursday and Tuesday. Several factors may explain the observed patterns.
274 The increased activity during late afternoons and evenings on weekdays could be attributed to
275 users being more active on social media after working or school hours, making these times
276 optimal for promoting WTS. The high volume of tweets on Thursdays might be due to hookah
277 bars or lounges posting announcements for upcoming weekend events to attract customers.
278 Similarly, the peak on Tuesdays could be related to promotional strategies targeting early week
279 engagement to boost midweek and weekend attendance at venues. To counteract the impact of
280 waterpipe tobacco promotional activity on social media, the waterpipe tobacco prevention
281 messages should be encouraged during these peak days and times of promotional tweets,
282 ensuring they reach the target audience when promotional activity is at its highest.

283
284 The topic analysis revealed that waterpipe-related promotions predominantly occurred through
285 hookah lounges and other social event organizers, which is consistent with Ziyad's study
286 showing that promotional posts often highlighted events with 37.4% promoting activities held at
287 hookah lounges or bars and 22.2% featuring general events where hookah was also available
288 (39). In contrast, traditional tobacco products often focus on the product's attributes, such as
289 quality, flavor, and health claims (e.g., e-cigarettes marketed as safer alternatives to smoking)
290 (40). The difference in the promotion strategy between waterpipe and other tobacco products can

291 be attributed to the unique usage method of waterpipes and its inherent social attributes. Unlike
292 portable tobacco products, waterpipes consist of a head (bowl), a vertical stem (body), and a
293 flexible hose with a mouthpiece. The waterpipe tobacco is heated by burning charcoal, producing
294 smoke that the user inhales through the hose (41), a setup that is less convenient for on-the-go
295 use compared to cigarettes or e-cigarettes. In addition, WTS has a strong social component (7,
296 42-44). A previous study involving café patrons and internet forum users found that one of the
297 most common perceived positive attributes of waterpipe tobacco smoking was the opportunity to
298 socialize with friends, with 79.6% of participants highlighting this aspect (45). This social nature
299 makes waterpipe lounges and events ideal venues for promoting WTS, differentiating it from
300 other tobacco products often marketed based on individual usage and convenience. The direct
301 and active promotion of WTS on social media by hookah lounges and other businesses can
302 potential promote the waterpipe tobacco use, which should be closely monitored and regulated
303 by public health authorities to protect public health.

304
305 Among those Twitter/X users posting promotional waterpipe-related tweets, including the top 10
306 user accounts, there was a significant variation in the number of waterpipe-related tweets and
307 followers. This finding aligns with a previous study on e-cigarettes on Instagram, which revealed
308 that the number of followers varied greatly for accounts promoting e-cigarettes (38). These
309 results indicate that both large and small businesses are actively utilizing social media platforms
310 to promote tobacco products, including WTS. This trend highlights the diverse range of social
311 media users engaged in marketing activities, regardless of their follower base size. Moreover, in
312 the top 10 user accounts, there is an equal representation of hookah lounges and hookah online
313 retailers, illustrating that waterpipe tobacco promotion involves both online sales, similar to other

314 tobacco products, and a substantial presence from hookah lounges. The widespread use of social
315 media for promoting waterpipe tobacco smoking underscores the need for government regulation
316 to effectively monitor and manage these activities.

317

318 Our study has several limitations. First, using the keywords to filter and classify promotional vs.
319 non-promotional tweets may have inherent biases and inaccuracies. Future research could use
320 machine learning or deep learning methods to improve the accuracy of tweet classification.

321 Second, our data collection was limited to Twitter/X, so our findings may not reflect promotional
322 activities on other social media platforms due to different user behaviors and demographics.

323 Future work is warranted to investigate the waterpipe promotional activity on other social media
324 platforms (such as Instagram and TikTok) that are more likely to target at the youth and young
325 adults. Third, although we filtered for tweets from the United States, some tweets might have
326 been inaccurately geo-tagged or lacked geolocation information, leading to potential

327 misrepresentation of the geographic distribution of promotional activities. Fourth, when

328 analyzing the user types of Twitter/X users promoting waterpipe, we only categorized the top 10
329 users with the highest follower counts, which represents a biased sample and may not reflect the
330 full spectrum of users promoting waterpipe tobaccos. Future studies should aim to analyze all

331 users promoting waterpipe tobaccos to better understand these Twitter/X users. Last, Twitter/X
332 does not provide demographic information (such as age, gender, and race/ethnicity) on

333 Twitter/X, making it impossible to determine the demographics of followers of waterpipe

334 tobacco-promoting accounts. Future studies should consider addressing these limitations by

335 employing more advanced classification techniques and expanding the scope to include multiple

336 social media platforms. In addition, with the rapid change in the waterpipe tobacco marketing,
337 continuous monitoring of waterpipe tobacco promotion on social media become necessary.

338

339 **Conclusion**

340 This study examined the promotion activity of waterpipe tobacco smoking (WTS) on Twitter/X.
341 The analysis indicated an initial increase in promotional tweets until July 2021, followed by a
342 general decline. The tweets mainly focus on hookah lounges promoting their establishments
343 through discounts and events, party events, or other venues emphasizing the availability of
344 hookah, and the promotion of specific hookah products. User analysis revealed that businesses of
345 various sizes, irrespective of the size of their social media followers, utilize Twitter/X to promote
346 waterpipe tobacco smoking. These findings highlight the strategic use of social media platforms
347 like Twitter/X to promote waterpipe tobacco smoking, particularly among younger audiences,
348 and emphasize the necessity for targeted public health interventions to address this issue.
349 Continuous monitoring of promotional activities and understanding the factors driving these
350 trends can inform policy decision-making and public health initiatives, such as regulating the
351 content of online advertisements of waterpipe tobacco smoking. By addressing these promotional
352 strategies, policymakers can better regulate waterpipe tobacco marketing and reduce its
353 associated health risks.

354

355 **Acknowledgements**

356 None.

357

358 **Funding**

359 This work was supported by the National Cancer Institute (R01CA285482), the National Cancer
360 Institute of the National Institutes of Health (NIH) and the Food and Drug Administration (FDA)
361 Center for Tobacco Products under Award Number (U54CA228110).

362

363 **Contributions**

364 ZX, DL: conceived and designed the study. PY, MW, YH, YS, ZX, DL: analyzed the data. PY,
365 JCR, ELS, ZX, and DL: assisted with interpretation of analyses and wrote and edited the
366 manuscript.

367

368 **Disclaimer**

369 The content is solely the responsibility of the authors and does not necessarily represent the
370 official views of the NIH or the FDA.

371

372 **Declaration of Interests**

373 None declared.

374

375 **Data Availability**

376 The data present in this study can be requested from the corresponding author.

377 **Ethics approval**

378 This study has been reviewed and approved by the Office for Human Subject Protection
379 Research Subjects Review Board (RSRB) at the University of Rochester (Study ID:
380 STUDY00006570).

381

382

383 REFERENCES

- 384
- 385 1. Qasim H, Alarabi AB, Alzoubi KH, Karim ZA, Alshbool FZ, Khasawneh FT. The effects of
386 hookah/waterpipe smoking on general health and the cardiovascular system. *Environ Health*
387 *Prev Med.* 2019;24(1):58.
- 388 2. Cornelius ME, Loretan CG, Jamal A, Davis Lynn BC, Mayer M, Alcantara IC, et al.
389 Tobacco Product Use Among Adults - United States, 2021. *MMWR Morb Mortal Wkly Rep.*
390 2023;72(18):475-83.
- 391 3. Kates FR, Salloum RG, Thrasher JF, Islam F, Fleischer NL, Maziak W. Geographic
392 Proximity of Waterpipe Smoking Establishments to Colleges in the U.S. *Am J Prev Med.*
393 2016;50(1):e9-e14.
- 394 4. Sidani JE, Shensa A, Yabes J, Fertman C, Primack BA. Waterpipe tobacco use in
395 college and non-college young adults in the USA. *Fam Pract.* 2019;36(2):103-9.
- 396 5. Primack BA, Shensa A, Kim KH, Carroll MV, Hoban MT, Leino EV, et al. Waterpipe
397 smoking among U.S. university students. *Nicotine Tob Res.* 2013;15(1):29-35.
- 398 6. Majeed BA, Sterling KL, Weaver SR, Pechacek TF, Eriksen MP. Prevalence and harm
399 perceptions of hookah smoking among U.S. adults, 2014-2015. *Addict Behav.* 2017;69:78-86.
- 400 7. Akl EA, Jawad M, Lam WY, Co CN, Obeid R, Irani J. Motives, beliefs and attitudes
401 towards waterpipe tobacco smoking: a systematic review. *Harm Reduct J.* 2013;10:12.
- 402 8. Lipkus IM, Eissenberg T, Schwartz-Bloom RD, Prokhorov AV, Levy J. Relationships
403 among factual and perceived knowledge of harms of waterpipe tobacco, perceived risk, and
404 desire to quit among college users. *J Health Psychol.* 2014;19(12):1525-35.
- 405 9. Heinz AJ, Giedgowd GE, Crane NA, Veilleux JC, Conrad M, Braun AR, et al. A
406 comprehensive examination of hookah smoking in college students: use patterns and contexts,
407 social norms and attitudes, harm perception, psychological correlates and co-occurring
408 substance use. *Addict Behav.* 2013;38(11):2751-60.
- 409 10. Sutfin EL, McCoy TP, Reboussin BA, Wagoner KG, Spangler J, Wolfson M. Prevalence
410 and correlates of waterpipe tobacco smoking by college students in North Carolina. *Drug*
411 *Alcohol Depend.* 2011;115(1-2):131-6.
- 412 11. Primack BA, Carroll MV, Weiss PM, Shihadeh AL, Shensa A, Farley ST, et al.
413 Systematic Review and Meta-Analysis of Inhaled Toxicants from Waterpipe and Cigarette
414 Smoking. *Public Health Rep.* 2016;131(1):76-85.
- 415 12. Mahfooz K, Vasavada AM, Joshi A, Pichuthirumalai S, Andani R, Rajotia A, et al.
416 Waterpipe Use and Its Cardiovascular Effects: A Systematic Review and Meta-Analysis of
417 Case-Control, Cross-Sectional, and Non-Randomized Studies. *Cureus.* 2023;15(2):e34802.
- 418 13. Waziry R, Jawad M, Ballout RA, Al Akel M, Akl EA. The effects of waterpipe tobacco
419 smoking on health outcomes: an updated systematic review and meta-analysis. *Int J Epidemiol.*
420 2017;46(1):32-43.
- 421 14. Blachman-Braun R, Del Mazo-Rodriguez RL, Lopez-Samano G, Buendia-Roldan I.
422 Hookah, is it really harmless? *Respir Med.* 2014;108(5):661-7.
- 423 15. Habib M, Mohamed MK, Abdel-Aziz F, Magder LS, Abdel-Hamid M, Gamil F, et al.
424 Hepatitis C virus infection in a community in the Nile Delta: risk factors for seropositivity.
425 *Hepatology.* 2001;33(1):248-53.
- 426 16. Szyper-Kravitz M, Lang R, Manor Y, Lahav M. Early invasive pulmonary aspergillosis in
427 a leukemia patient linked to aspergillus contaminated marijuana smoking. *Leuk Lymphoma.*
428 2001;42(6):1433-7.
- 429 17. Urkin J, Ochaion R, Peleg A. Hubble bubble equals trouble: the hazards of water pipe
430 smoking. *ScientificWorldJournal.* 2006;6:1990-7.
- 431 18. Nakkash RT, Khalil J, Afifi RA. The rise in narghile (shisha, hookah) waterpipe tobacco
432 smoking: a qualitative study of perceptions of smokers and non smokers. *BMC Public Health.*
433 2011;11:315.

- 434 19. Donaldson EA, Hoffman AC, Zandberg I, Blake KD. Media exposure and tobacco
435 product addiction beliefs: Findings from the 2015 Health Information National Trends Survey
436 (HINTS-FDA 2015). *Addict Behav.* 2017;72:106-13.
- 437 20. Link AR, Cawkwell PB, Shelley DR, Sherman SE. An Exploration of Online Behaviors
438 and Social Media Use Among Hookah and Electronic-Cigarette Users. *Addict Behav Rep.*
439 2015;2:37-40.
- 440 21. Clendennen SL, Mantey DS, Wilkinson AV, Perry CL, Harrell MB, Loukas A. Digital
441 marketing of smokeless tobacco: A longitudinal analysis of exposure and initiation among young
442 adults. *Addict Behav.* 2021;117:106850.
- 443 22. Donaldson SI, Dormanesh A, Perez C, Majmundar A, Allem JP. Association Between
444 Exposure to Tobacco Content on Social Media and Tobacco Use: A Systematic Review and
445 Meta-analysis. *JAMA Pediatr.* 2022;176(9):878-85.
- 446 23. Johnson AC, Mays D. Testing the Effects of Hookah Tobacco Social Media Risk
447 Communication Messages Among Young Adults. *Health Educ Behav.* 2021;48(5):627-36.
- 448 24. Center PR. Social Media Fact Sheet 2024 [Available from:
449 <https://www.pewresearch.org/internet/fact-sheet/social-media/>.
- 450 25. Chen J, Xue S, Xie Z, Li D. Perceptions and Discussions of Snus on Twitter:
451 Observational Study. *JMIR Med Inform.* 2022;10(8):e38174.
- 452 26. Feliciano JR, Li D, Xie Z. Public Perceptions of Flavored Waterpipe Smoking on Twitter.
453 *Int J Environ Res Public Health.* 2023;20(7).
- 454 27. Lu X, Chen L, Yuan J, Luo J, Luo J, Xie Z, et al. User Perceptions of Different Electronic
455 Cigarette Flavors on Social Media: Observational Study. *J Med Internet Res.*
456 2020;22(6):e17280.
- 457 28. Sun L, Tao C, Xie Z, Li D. Promotion of Disposable Electronic Cigarette Flavors and
458 Topics on Twitter. *Int J Environ Res Public Health.* 2020;17(24).
- 459 29. Lu X, Sun L, Xie Z, Li D. Perception of the Food and Drug Administration electronic
460 cigarette flavor enforcement policy on Twitter: observational study. *JMIR Public Health and*
461 *Surveillance.* 2022;8(3):e25697.
- 462 30. Sun L, Lu X, Xie Z, Li D. Public reactions to the new York state policy on flavored
463 electronic cigarettes on Twitter: observational study. *JMIR Public Health and Surveillance.*
464 2022;8(2):e25216.
- 465 31. Zhou R, Tang Q, Xie Z, Li D. Public Perceptions of the Food and Drug Administration's
466 Proposed Rules Prohibiting Menthol Cigarettes on Twitter: Observational Study. *JMIR*
467 *Formative Research.* 2023;7(1):e42706.
- 468 32. Zheng Z, Xie Z, Li D. Discussion of waterpipe tobacco smoking on reddit. *Heliyon.*
469 2022;8(9):e10635.
- 470 33. Lu X, Sun L, Xie Z, Li D. Perception of the Food and Drug Administration Electronic
471 Cigarette Flavor Enforcement Policy on Twitter: Observational Study. *JMIR Public Health*
472 *Surveill.* 2022;8(3):e25697.
- 473 34. Zhang S, Sun L, Zhang D, Li P, Liu Y, Anand A, et al. The COVID-19 Pandemic and
474 Mental Health Concerns on Twitter in the United States. *Health Data Sci.* 2022;2022:9758408.
- 475 35. Grootendorst MJapa. BERTopic: Neural topic modeling with a class-based TF-IDF
476 procedure. 2022.
- 477 36. Lewis MJ, Ling PM. "Gone are the days of mass-media marketing plans and short term
478 customer relationships": tobacco industry direct mail and database marketing strategies. *Tob*
479 *Control.* 2016;25(4):430-6.
- 480 37. Dai H, Hao J. Direct Marketing Promotion and Electronic Cigarette Use Among US
481 Adults, National Adult Tobacco Survey, 2013-2014. *Prev Chronic Dis.* 2017;14:E84.
- 482 38. Huang J, Kornfield R, Szczytko G, Emery SL. A cross-sectional examination of
483 marketing of electronic cigarettes on Twitter. *Tob Control.* 2014;23 Suppl 3(Suppl 3):iii26-30.

- 484 39. Ben Taleb Z, Laestadius LI, Asfar T, Primack BA, Maziak W. #Hookahlife: The Rise of
485 Waterpipe Promotion on Instagram. *Health Educ Behav.* 2019;46(1):106-13.
- 486 40. Collins L, Glasser AM, Abudayyeh H, Pearson JL, Villanti AC. E-Cigarette Marketing and
487 Communication: How E-Cigarette Companies Market E-Cigarettes and the Public Engages with
488 E-cigarette Information. *Nicotine Tob Res.* 2019;21(1):14-24.
- 489 41. Kassem NO, Kassem NO, Liles S, Reilly E, Kas-Petrus F, Posis AIB, et al. Waterpipe
490 device cleaning practices and disposal of waste associated with waterpipe tobacco smoking in
491 homes in the USA. *Tob Control.* 2020;29(Suppl 2):s123-s30.
- 492 42. Ahmed B, Jacob P, 3rd, Allen F, Benowitz N. Attitudes and practices of hookah smokers
493 in the San Francisco Bay Area. *J Psychoactive Drugs.* 2011;43(2):146-52.
- 494 43. Braun RE, Glassman T, Wohlwend J, Whewell A, Reindl DM. Hookah use among
495 college students from a Midwest University. *J Community Health.* 2012;37(2):294-8.
- 496 44. Maziak W, Taleb ZB, Bahelah R, Islam F, Jaber R, Auf R, et al. The global epidemiology
497 of waterpipe smoking. *Tob Control.* 2015;24 Suppl 1(Suppl 1):i3-i12.
- 498 45. Smith-Simone S, Maziak W, Ward KD, Eissenberg T. Waterpipe tobacco smoking:
499 knowledge, attitudes, beliefs, and behavior in two U.S. samples. *Nicotine Tob Res.*
500 2008;10(2):393-8.

501

502 **Supporting Information**

503 **S1 Fig. Temporal trend in promotional waterpipe-related users**

504 **S2 Fig. Proportion of major topics in promotional waterpipe related tweets over time.** Topic

505 1: Promotion from hookah lounges and online hookah business; Topic 2: Promoting hookah parties
506 and events; Topic 3: Promoting engineered and durable hookah products.

507 **S1 Table. Top Twitter/X accounts with the most promotional waterpipe-related tweets.**

508

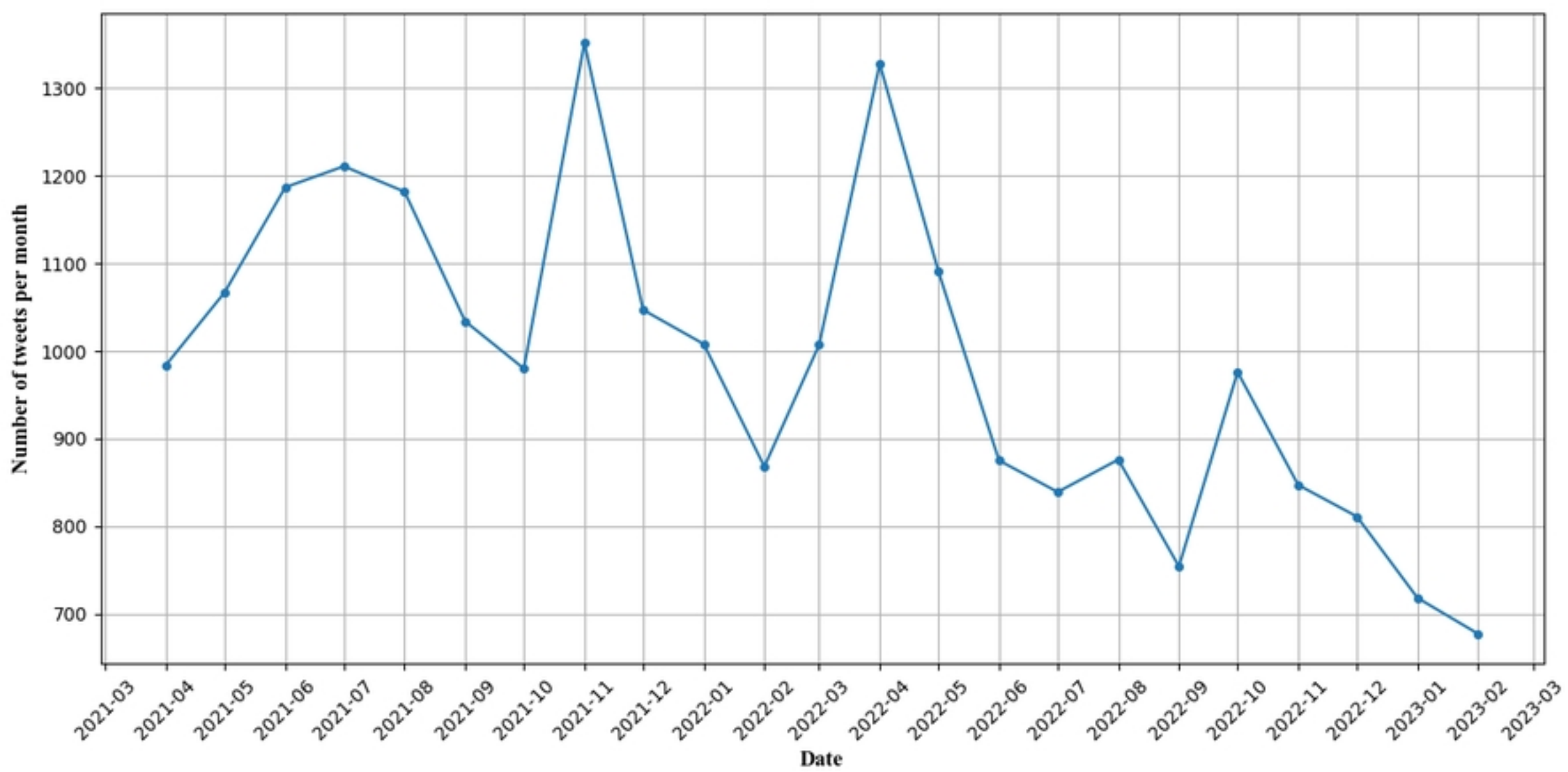


Figure 1

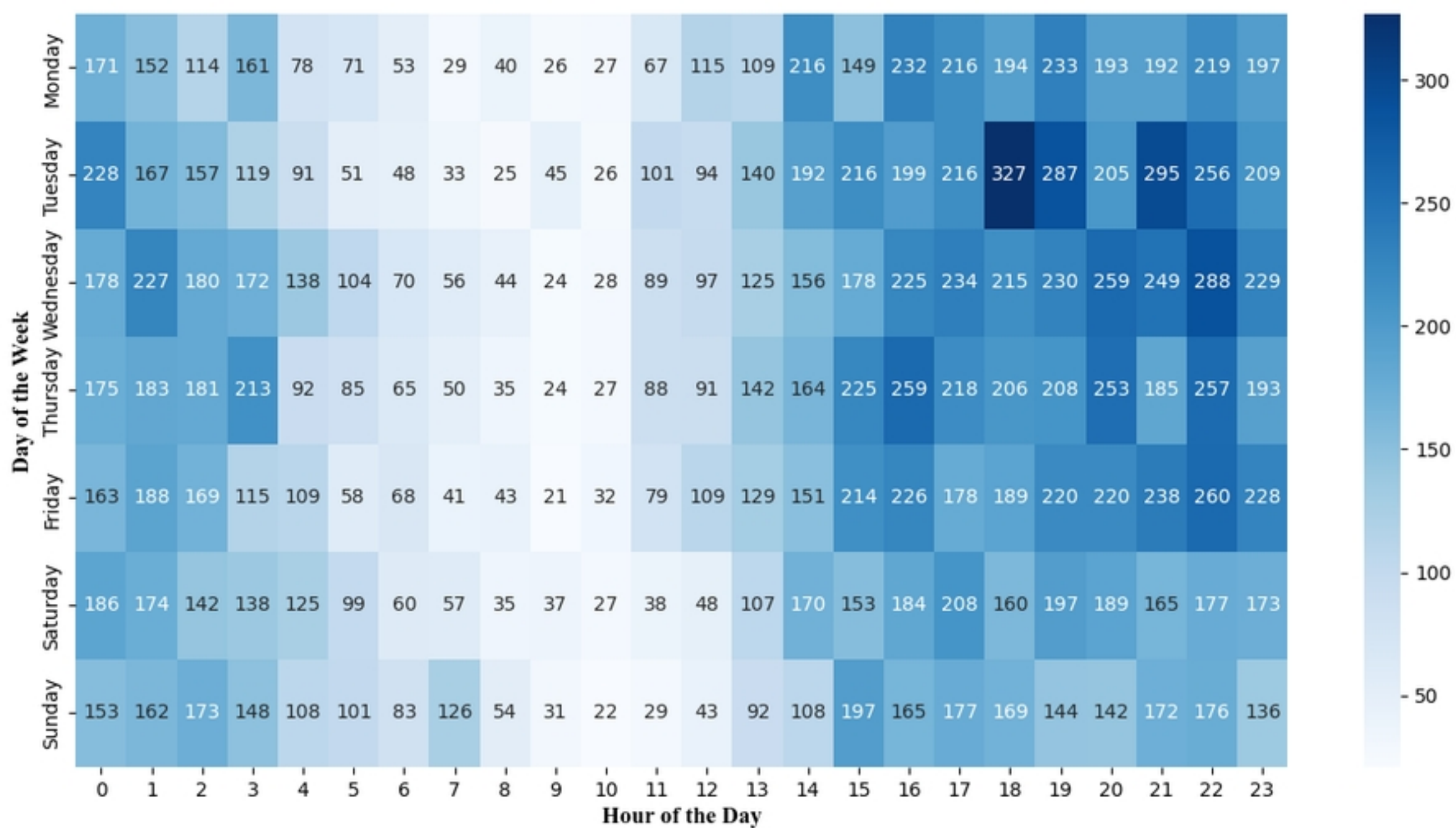


Figure 2

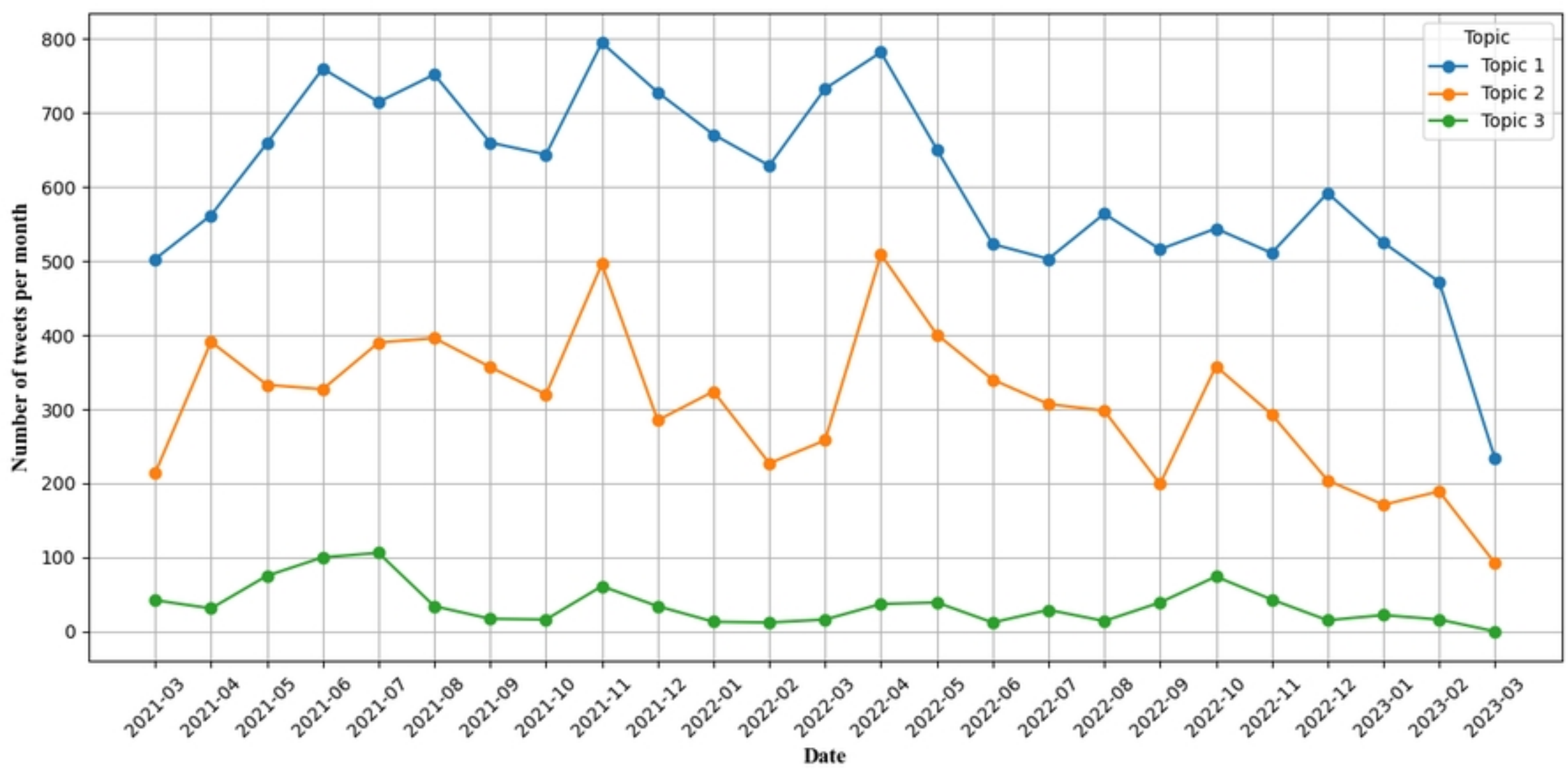


Figure 3