

1 **Modelling the potential spread of Clade Ib MPXV in Asian cities**

2

3 **Authors:** Shihui Jin<sup>1</sup>, Gregory Gan<sup>1</sup>, Akira Endo<sup>1,2,3</sup>, Kiesha Prem<sup>1,2</sup>, Rayner Kay Jin Tan<sup>1</sup>, Jue Tao Lim<sup>4</sup>, Keisuke

4 Ejima<sup>4</sup>, Borame L Dickens<sup>1</sup>

5

6 1. Saw Swee Hock School of Public Health, National University of Singapore and National University Health

7 System, Singapore

8 2. Department of Infectious Disease Epidemiology, London School of Hygiene and Tropical Medicine, London, UK

9 3. School of Tropical Medicine and Global Health, Nagasaki University, Nagasaki, Japan

10 4. Lee Kong Chian School of Medicine, Nanyang Technological University, Singapore

11

12

13 **Correspondence to:** Borame L Dickens; [ephdbsl@nus.edu.sg](mailto:ephdbsl@nus.edu.sg); National University of Singapore, 117549,

14 Singapore

15

16 **Abstract**

17 **Background**

18 The ongoing 2023–2024 mpox outbreak in several African countries, driven by the novel Clade Ib strain, has  
19 resulted in imported cases reported in Sweden, Thailand, and India. The potentially high transmissibility of this new  
20 strain and shifts in transmission modes may make territories in Asia, which were minimally affected by previous  
21 mpox waves, vulnerable to community-wide transmission following importation. While this highlights the  
22 importance of early preparedness, current knowledge of the virus’s transmission dynamics remains too limited to  
23 effectively inform policy-making and resource planning.

24  
25 **Methods**

26 A compartmental model was constructed to characterise the potential mpox transmission dynamics. Importation-  
27 triggered outbreaks were simulated in 37 Asian cities with one, three, and five initial local exposures. The impacts of  
28 various non-pharmaceutical interventions (NPIs), including isolation and quarantine, were projected and compared.

29  
30 **Findings**

31 Simulated outbreak sizes varied substantially among the cities, with large-scale outbreaks expected in territories  
32 with high proportions of sexually active individuals at risk or low immunity from smallpox vaccines. Case count  
33 would increase linearly with initial exposures. In the scenario with three initial exposures, up to 58 cases per million  
34 residents were expected without interventions. Isolation for diagnosed cases would lower the outbreak size by up to  
35 49.4%. Quarantining close contacts would further decrease cases by 30 percentage points over one year.

36  
37 **Interpretation**

38 The potential mpox outbreak in Asia could be alleviated through strong surveillance and timely response. NPIs are  
39 recommended for outbreak management due to their demonstrated effectiveness and practicability.

40  
41  
42 **Keywords:** Infectious disease, Mpox, MPXV, NPI, Vaccination

43

## 44 **1. Introduction**

45 An outbreak caused by Clade I monkeypox virus (MPXV) was estimated to have emerged in September 2023 in  
46 South Kivu province (1), Democratic Republic of the Congo (DRC), with transmission likely driven primarily by  
47 sexual contact. The novel strain of the outbreak, later designated as Clade Ib, resulted in surging cases reported in  
48 the DRC, alongside the endemic Clade Ia already circulating in other provinces, and quickly spread to neighbouring  
49 African countries, including Burundi, Rwanda, Uganda, and Kenya. As of September 2024, importation has also  
50 been detected outside the African continent, in Sweden, Thailand, and India (2,3). In response to the rapid spread of  
51 Clade Ib in Africa, the World Health Organisation re-declared mpox as a public health emergency of international  
52 concern (PHEIC), aiming to raise the global awareness and prevent a repeat of the 2022 mpox outbreak, whose  
53 global circulation could potentially be attributed to initial negligence in surveillance and prevention (4).

54  
55 During the 2022 wave caused by Clade I Ib MPXV, over 90% of the cases reported were from Europe and the  
56 Americas. In contrast, the Western Pacific, Southeast Asia, and Eastern Mediterranean regions—encompassing most  
57 Asian countries—collectively accounted for fewer than 5% of all Clade I Ib cases (5). Whilst the possibility of high  
58 under-ascertainment exists due to the limited surveillance efforts and reluctance in seeking medical help due to  
59 stigmas associated with the infection (6), the proportion of the population in Asia with active infection-induced  
60 immunity against the virus is still likely to be much lower compared to other regions of the world with higher  
61 cumulative prevalence.

62  
63 While Clade I Ib MPXV was predominantly spread through sexual transmission within the gay, bisexual and other  
64 men-who-have-sex-with-men (GBMSM) community (7), heterosexual contact appears to play a more critical role in  
65 the ongoing 2023–2024 mpox outbreak driven by Clade Ib in the DRC and neighbouring countries, as female cases,  
66 especially sexual workers, comprised approximately half of all the confirmed infections (1,8). Apart from the well-  
67 documented sexual mode of transmission, evidence from the ongoing outbreak, including the non-trivial  
68 contribution of children to reported case counts, has suggested potential higher prevalence of non-sexual  
69 transmission routes compared to the previous 2022 outbreak (8–10). These two possible changes in transmission  
70 modes, together with the high global connectivity and international travel, raise the risk of an importation-triggered

71 mpox outbreak affecting the general population, particularly in an Asia setting with minimal prior exposure to the  
72 virus.

73  
74 Throughout the COVID-19 pandemic, territories in Asia gained valuable experience in implementing non-  
75 pharmaceutical interventions (NPIs) (11,12). Social distancing measures like quarantine and isolation, which  
76 reduced interpersonal contact, effectively contained the disease transmission (13). These successful stories offer  
77 hope for the authorities in this area to leverage NPIs to curb a potential mpox outbreak, should it be widespread in  
78 the general community. Furthermore, the absence of definitive evidence for respiratory transmission (14) for MPXV  
79 implies that effective outbreak management might be achieved through less stringent NPIs, such as isolating  
80 infected individuals, compared to those implemented during the COVID-19 pandemic.

81  
82 Nevertheless, few NPIs were applied to manage the 2022 mpox outbreak, which affected only a limited  
83 subpopulation. This creates great uncertainty about their true effectiveness and sufficiency in averting a more  
84 widespread mpox outbreak once it establishes itself in the general population. In addition, the distinct transmission  
85 patterns of Clade Ib MPXV, especially regarding the prolonged infectious duration and the combination of  
86 transmission through sexual and non-sexual routes (10,15), make it challenging to directly extrapolate the impacts of  
87 these containment measures from COVID-19 surveillance data.

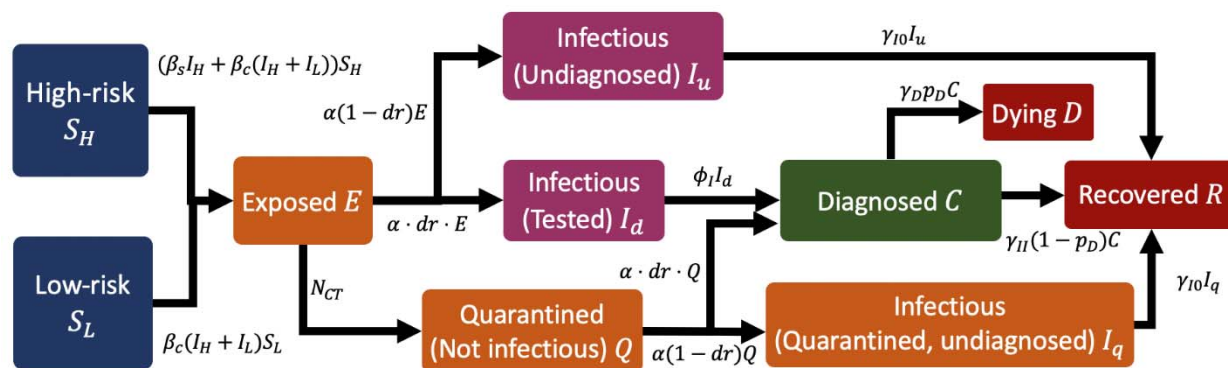
88  
89 To address these gaps, we performed this study to model potential mpox outbreaks in 37 Asian cities, covering all  
90 key territories in this region. We collected territory-specific data on the immunity levels from smallpox vaccination,  
91 age structure, and sexually active populations which were assumed of higher transmission risk. These statistics  
92 enabled us to simulate importation-triggered outbreaks utilising a modified deterministic susceptible-exposed-  
93 infectious-recovered (SEIR) model and the transmissibility parameters estimated from the surveillance data in DRC.  
94 We further projected the impacts of NPIs on curbing outbreaks and reducing disease burden. These results  
95 collectively provide insights into factors shaping the outbreak dynamics, informing policy-makers of strategies to  
96 pre-empt or mitigate mpox transmission across the continent.

97

98 **2. Methods**

99 *2.1 SEIR-style transmission model*

100 We adapted a deterministic SEIR compartmental model to characterise potential disease transmission patterns, as  
 101 shown in Figure 1. Additional compartments, including Quarantined ( ), Diagnosed ( ), and Dying ( ), were  
 102 incorporated into the model to facilitate a more accurate reflection of a real-world outbreak, with disease  
 103 surveillance, variations in disease burden among individuals, and the probable presence of intervention measures.



104  
 105 **Figure 1. Model schematic.** and  
 106 refer to the effective infectious high-risk active and low-risk subpopulations, respectively, where is the reduced  
 107 capability of disease spreading due to quarantine or isolation and equals 1 in the absence of them. is the number  
 108 of traced close contacts, whose value depends on contact tracing capacity, number of newly diagnosed cases and  
 109 existing exposed population. See Table S1 for more details for these parameters.

110  
 111 Due to the possible disparity in transmission potential of mpox via sexual and non-sexual activities, we segregated  
 112 the affected population into two cohorts: high-risk ( ) and low-risk ( ) individuals, assuming the latter could only  
 113 contract or spread the infection through non-sexual means. Diagnostic rate and disease severity were not  
 114 distinguished between these two groups.

115  
 116 Infections who underwent clinical testing would be diagnosed and reported, while those untested were assumed to  
 117 have mild symptoms and would recover without medical assistance. We further stratified the diagnosed cases by

118 severity. The majority (97%) were expected to have mild symptoms and be able to recover, while the remaining 3%  
119 were at high risk of death,(2) with their survival status depending on the accessibility of medical resources.

120

121 Intervention measures built into the model include isolating diagnosed cases and quarantining the close contacts of  
122 confirmed cases. Both groups were presumed to have limited daily interactions with others. Please refer to section  
123 2.3 and the Supplementary Information for more details.

124

## 125 *2.2 Outbreak simulations for Asian cities*

126 Utilising the established compartmental model, we simulated potential localised mpox outbreaks in 37 major  
127 municipals across Asia, each being either the capital or with the largest population size in its respective territory. We  
128 assumed the average number of secondary infections generated by an infector through sexual and non-sexual routes  
129 in a fully susceptible population to be 1.62 ( $R_s$ ) and 1.02 ( $R_c$ ), respectively. These values were derived from the  
130 estimated overall effective reproduction number and contributions of the two transmission routes during the 2024  
131 mpox outbreak in South Kivu (16). We validated this combination of  $R_s$  and  $R_c$  combination by fitting the  
132 confirmed death counts (17) to our compartmental model (Figure S1), which traced the index animal-to-human  
133 transmission event back to mid-September 2023, consistent with findings in literature (1).

134

135 We initiated the outbreaks by modelling the outcome of a one-time importation event, in which one or more  
136 susceptible individuals in the city were converted to exposed status. We assumed no pre-existing exposure or active  
137 infections in the population prior to the importation. Neither did we account for cross protection from previous  
138 mpox outbreaks, due to the limited exposure to previous waves among individuals outside the GBMSM community  
139 and the few documented mpox cases in the region.(5) However, protection from smallpox vaccines were considered  
140 given their high efficacy and proven ability to prevent mpox infections, particularly among individuals aged over 45  
141 years.(18,19) We obtained the age-specific vaccination rates in 2024 using the model developed by Taube et al.,(20)  
142 and aggregated the overall population immunity level using United Nations age distribution data(21) and an 80.7%  
143 vaccine effectiveness.(20) The corresponding proportion of individuals were assigned to the recovered compartment,  
144 assuming lifelong immunity from vaccination. These statistics were assumed invariant across cities within the same  
145 territory.

146  
147 Following the approach of Murayama et al. (16), we approximated the size of the high-risk subpopulation by  
148 considering the number of sex workers and their male clients, as they were more likely to engage in higher  
149 frequencies of sexual activity compared to the general population, thus more likely to contract the disease or infect  
150 others. Territory-specific sex worker statistics were collected from UNAIDS and the International Union of Sex  
151 Workers (IUSW) (22,23). while the estimated proportions of clients among males aged 15–49 years were obtained  
152 from Carael et al. (24). We further assumed that males comprised half of the population in each city and that all  
153 high-risk individuals fell in the age group of 15–49 years. Based on these assumptions, we calculated the proportions  
154 of sexually active individuals at high risk in each territory and their corresponding immunity level. To account for  
155 the potential bias in the territory-specific estimates due to limited data and potential temporal changes in the  
156 statistics (24), we additionally conducted a sensitivity analysis to explore how variations in the high-risk population  
157 could shape the outbreak dynamics in each city (Figure S6–S8).

158  
159 We first simulated the outbreaks initiated by a single local exposure resulting from a one-time importation event,  
160 modelling the scenarios in which the index exposure occurred in either the low- or high-risk subpopulation. To  
161 assess the impact of importation size on disease transmission, we generated epidemic curves for the initial exposure  
162 sizes of one, three, and five, with the proportion of high-risk exposures matching that of the high-risk individuals  
163 among the overall susceptible population to reflect the average spread patterns. We did not assume any subsequent  
164 importation events or the implementation of NPIs (e.g., isolation or quarantine) in these scenarios.

### 165 166 *2.3 Intervention effect projection*

167 We evaluated two community-level NPIs: mandatory stay-at-home requirement for diagnosed cases (henceforth  
168 referred to as ‘isolation’) and quarantine of their close contacts captured by contact tracing (henceforth referred to as  
169 ‘quarantine’). These measures aimed at segregating the susceptible population from the detected infections and  
170 individuals exposed but not yet infectious, thereby reducing the risk of secondary infection.

171  
172 Two intervention strategies, including  
173 1) isolation alone, and

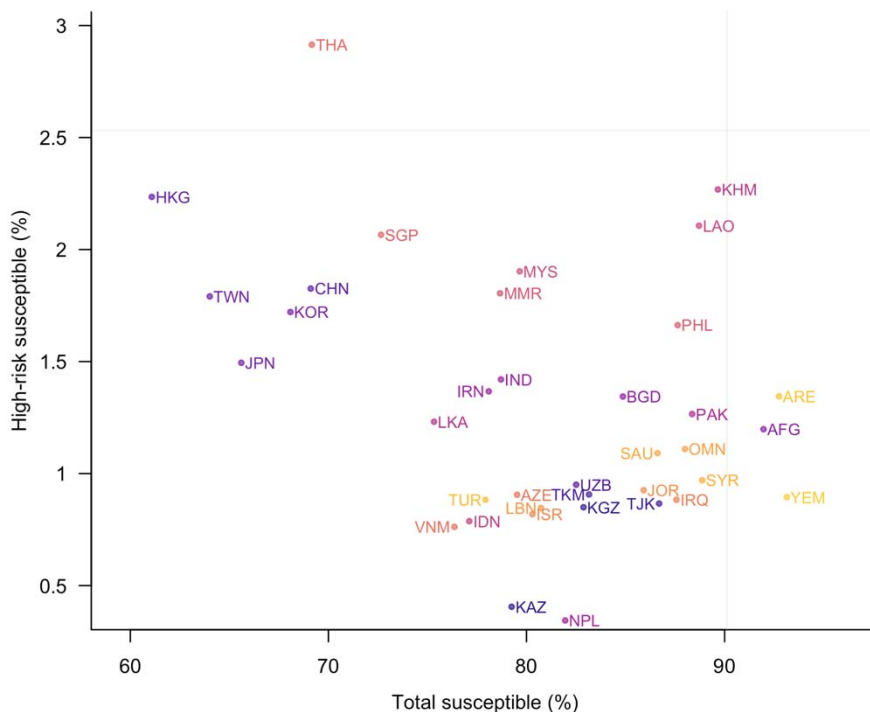
174           2) isolation combined with quarantine  
175       were proposed and assessed under the scenario of three initial exposures due to a one-time importation event. For  
176       each strategy, four levels of quarantine or isolation effectiveness were assessed, in which the segregation was  
177       expected to reduce contacts between the susceptible and quarantined or isolated individuals by 25%, 50%, 75%, or  
178       100%. The varying isolation effectiveness levels would allow for potential secondary infections of close contacts  
179       due to incomplete adherence, particularly in the case when non-sexual transmission be an established pathway of  
180       transmission (10). Further details regarding these NPIs are elaborated in the Supplementary Information.  
181  
182       We simulated epidemic trajectories over an 18-month (i.e., 540-day) period for all the aforementioned scenarios,  
183       from which we derived statistics to reflect epidemic growth and outbreak size, including time from the initial  
184       exposure to reaching specific infection or confirmed case counts, and cumulative cases or potential deaths within  
185       one year following the initial exposure. All the analyses and visualisation were performed using the R software  
186       (25).  
187



188 **3. Results**

189 *3.1 Susceptibility profiles of the 37 territories*

190 The size of the susceptible population varied substantially across the 37 territories. Under the assumption of a 80.7%  
 191 vaccine efficacy, 34 territories had higher immunity levels due to smallpox vaccines compared to DRC, with 27  
 192 having 75%–90% of their population remaining susceptible to MPXV. Territories in East Asia, including China,  
 193 Hong Kong SAR, Japan, South Korea, and Taiwan, had the lowest percentages of susceptible population, at 60%–  
 194 70%. Nevertheless, the proportion of high-risk susceptible individuals was relatively larger in these territories, with  
 195 at least 1.5% belonging to this subpopulation. Several Southeast Asian territories, such as Thailand, Cambodia, Laos,  
 196 and Singapore, also had relatively high proportions of high-risk susceptible subpopulations, accounting for over 2%  
 197 of the total population. This was particular in Thailand, where the proportion reached a high value of 2.9%. In  
 198 contrast, the high-risk susceptible subpopulation was relatively small in many territories in Central and West Asia,  
 199 hovering around or even below 1% (Figure 2).

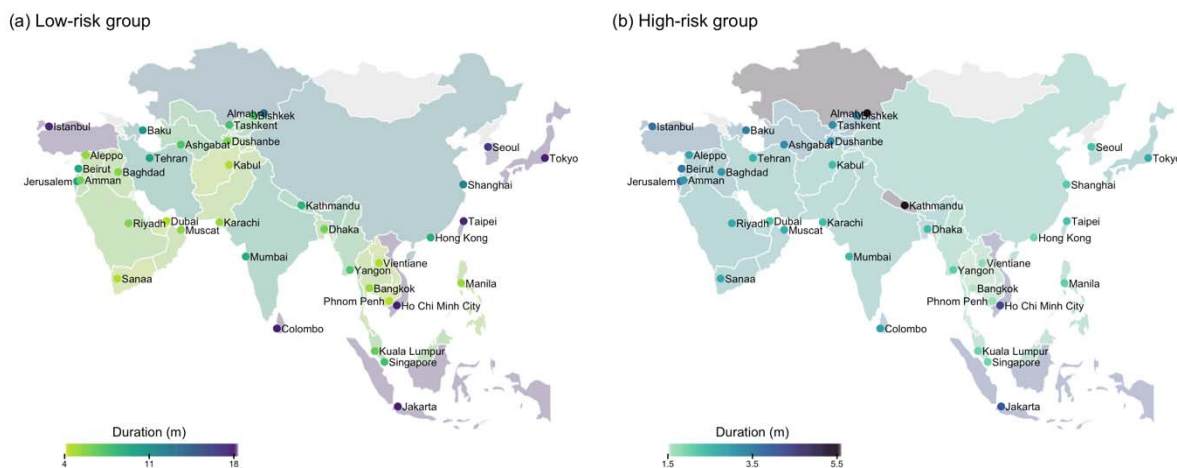


200  
 201 **Figure 2. Proportion of total susceptible population (x-axis) and that of high-risk susceptible individuals (y-**  
 202 **axis) in each territory.** A vaccine efficacy of 80.7% was assumed for smallpox vaccines. Territories within the  
 203 same subregion (Central, East, Southeast, Southern, or West Asia) are represented by similar colours. The grey  
 204 horizontal and vertical lines indicate the respective statistics in DRC.

205  
206  
207  
208  
209  
210  
211

### 3.2 Virus spread rate under the scenario involving one initial exposure

When the index local exposure to Clade Ib MPXV occurred in the low-risk group, it would take at least 4.3 months to reach five cumulative infections in the local population. Five cities—including Phnom Penh (KHM), Dubai (ARE), Sanaa (YEM), Vientiane (LAO), and Kabul (AFG)—would expect five or more infections within the first five months, while Tokyo would expect no more than 4 infections by the end of 18 months following the index local exposure (Figure 3).



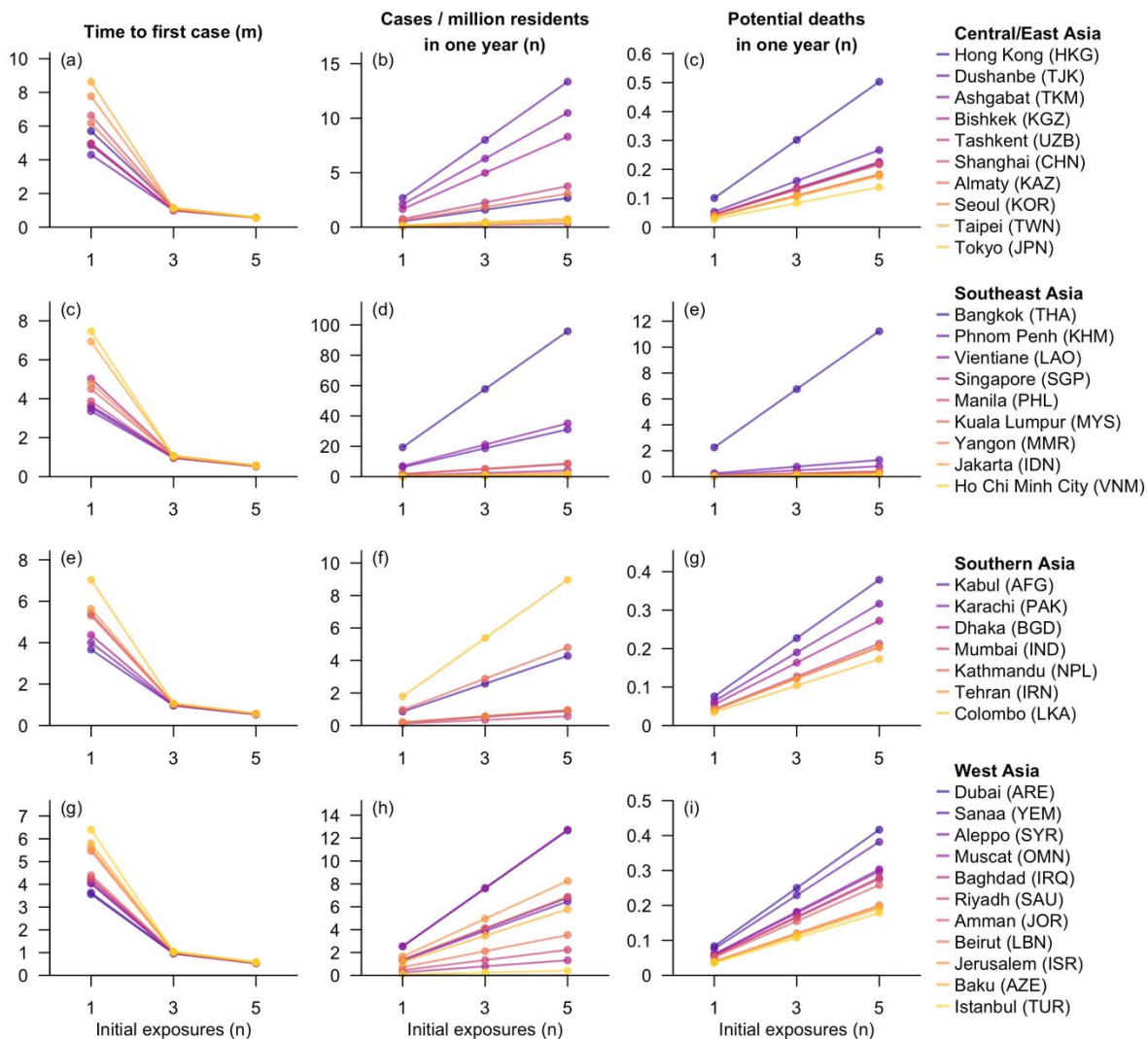
212  
213  
214  
215  
216  
217  
218  
219  
220  
221  
222  
223  
224  
225

**Figure 3. Geospatial distribution of simulated virus spread rate.** Time in months from the initial local exposure to five local infections where the initial exposure occurred in either the (a) low- or (b) high-risk group, across the 37 cities. The localized outbreak was modelled with only one initial exposure.

However, patterns would be significantly different if the index exposure took place in the high-risk group. Bangkok, the capital of Thailand, would be the first to reach five local infections within 1.5 months, due to its largest size of high-risk susceptible population among the 37 cities. The time it took to reach five infections would also be substantially shortened to under two months for Hong Kong (HKG), Kuala Lumpur (MYS), and Singapore (SGP), which would otherwise expect a much slower outbreak, with fewer than five infections in six months. By comparison, places like Ho Chi Minh City (VNM), Jakarta (IDN), and Almaty (KAZ) would remain at relatively low outbreak risk. Nonetheless, all the 37 cities would experience a localised outbreak with at least five infections by the end of the sixth month after the initial local exposure (Figure 3).

226 **3.3 Impact of importation size on local transmission**

227 For all the 37 cities, the time from initial local exposures to first observed case decreased significantly as the size of  
 228 initial exposures increased. With one initial exposure, the duration varied greatly across cities, ranging from 3.4  
 229 months to over 18 months. This period was reduced to approximately one month (29–34 days) for all the cities with  
 230 three initial exposures and further shortened to around half a month (16–17 days) when five initial exposures were  
 231 modelled (Figure 4).



232  
 233 **Figure 4. Summary statistics for simulated outbreaks in 37 Asian cities.** The three statistics reported are: time  
 234 from initial exposure to first confirmed case (Column 1), number of confirmed cases per million residents (Column  
 235 2), and total number of individuals at risk of dying (Column 3) within one year following the initial exposures. The  
 236 scenarios considered for each city include one, three, and five initial exposures. Cities within each subregion were

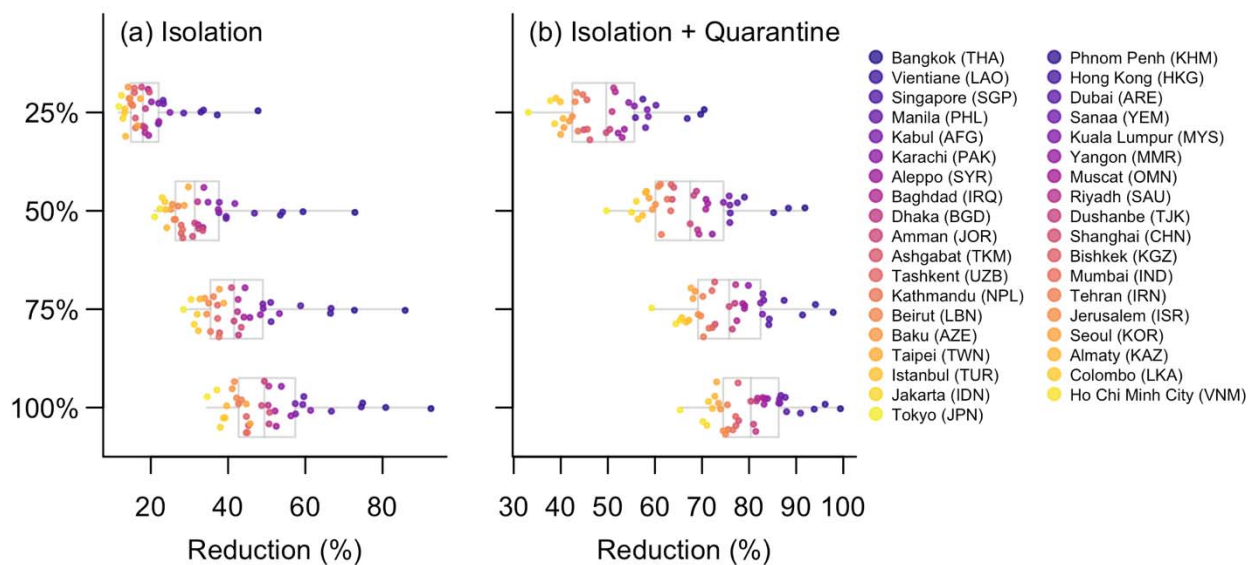
237 ordered by potential death counts in the scenario with five initial exposures. In the 540-day simulation for Japan, no  
238 confirmed cases were observed in the scenario involving only one initial exposure although infections were present.  
239  
240 The top three cities with the highest risks of large, localized outbreaks were all located in Southeast Asia, including  
241 Bangkok, Vientiane, and Phnom Penh. The expected number of cases per million residents in one year in the three  
242 cities were 19, seven, and six, respectively, in the scenario assuming one initial local exposure. These figures would  
243 raise to 96, 35, and 31 when the initial exposure size increased to five. In Central, West, South, and East Asia,  
244 Dushanbe, Muscat, Colombo, and Hong Kong were projected to experience the largest outbreaks, with the initial  
245 local exposure leading to 2.7, 2.5, 1.8, and 0.5 local cases per million residents in one year. Nevertheless, it should  
246 be noted that the ranking of outbreak risks would shift if absolute case counts were used as the metric, with higher  
247 number of local cases expected in densely populated cities. For instance, approximately four, 11, and 19 cases would  
248 be detected in Hong Kong within one year under the scenarios involving one, three, and five initial local exposures,  
249 respectively, while Dubai would expect around three, nine, and 14 cases under the same conditions. The number of  
250 individuals at risk of dying, however, would be substantial only in Bangkok, with up to 11 potential deaths projected  
251 in the scenario involving five initial exposures. In contrast, other cities would expect at most one death in this  
252 hypothetical worst-case scenario. The overall impacts on outbreak size and disease burden over the one-year period  
253 remained consistent across the two increments in the initial exposure size.

254

### 255 *3.4 Effectiveness of NPIs on outbreak control*

256 Both isolation and quarantine would contribute to significant reductions in confirmed cases for the 37 cities. In the  
257 scenario with three initial exposures, compared to the baseline without NPIs, isolation alone would bring a 17.9%  
258 (interquartile range [IQR]: 14.8%–22.0%), 31.4% (IQR: 26.4%–37.6%), 41.5% (IQR: 35.5%–49.0%), and 49.4 %  
259 (IQR: 42.7%–57.4%) reduction to the cumulative cases within one year following the initial local exposures, when it  
260 decreased the interpersonal contacts by 25%, 50%, 75%, and 100%, respectively. Adding quarantine would further  
261 lower the cumulative cases by 29.8 (IQR: 26.6–32.8), 34.4 (IQR: 32.7–36.7), 34.0 (IQR: 30.7–34.7), and 30.8  
262 (27.5–32.5) percentage points for the four levels of isolation effectiveness (Figure 5).

263



264  
 265 **Figure 5. Projected reduction in confirmed cases in one year following the initial three exposures due to (a)**  
 266 **isolation or (b) isolation combined with quarantine.** The reduction proportions were calculated for each level of  
 267 isolation effectiveness (25%, 50%, 75%, and 100% reduction in interpersonal contacts). compared to the baseline  
 268 scenario with no NPIs and three initial local exposures per city. Grey box plots display the median, interquartile  
 269 ranges, and ranges of reductions across the 37 cities. In the legend bar on the right, these cities were ordered by  
 270 percentage reduction in cases for the scenario in which isolation would eliminate all interpersonal contacts, with a  
 271 darker colour indicating a greater decrease.

272  
 273 The impacts of NPIs also varied greatly across the 37 cities, with a distribution showing a long right tail. Cities  
 274 experiencing larger outbreaks tended to benefit more from NPIs. For example, in Bangkok, isolation alone could  
 275 decrease 47.8%, 72.8%, 85.9%, and 92.5% of confirmed cases at the four effectiveness levels, respectively. In  
 276 contrast, cities like Ho Chi Minh City and Tokyo, where fewer than four cases were projected over one year, would  
 277 only see a moderate reduction in case counts of less than 40%, even in an ideal setting when isolation eliminated  
 278 contacts between the susceptible and infectious population (Figure 5, Figure S4). Nevertheless, in all the cities  
 279 except Bangkok, local case counts would be minimal with highly effective isolation and quarantine. With isolation  
 280 alone, the maximum number of cases in a city would be 19, 12, eight and six at 25%, 50%, 75%, and 100%  
 281 effectiveness, respectively. These figures would drop to nine, three, two, and one, respectively, with the further  
 282 introduction of quarantine (Figure S4).



284 **4. Discussion**

285 In this study, we simulated localized mpox outbreaks triggered by a single importation event to project the potential  
286 spread of Clade Ib MPXV in 37 Asian cities with varying population sizes, levels of immunity from smallpox  
287 vaccination, and proportions of sexually active population at higher transmission risk. In the scenario involving three  
288 initial exposures, an outbreak of up to 58 cases per million residents was anticipated within one year in the absence  
289 of interventions, while the implementation of potent isolation and quarantine measures could lower the incidence to  
290 fewer than two per million.

291  
292 Despite this, a delay of at least 16 days was observed between the initial local viral exposure due to importation  
293 events and the first reported local case, with at least two additional months before exponential growth in infections  
294 across various scenarios assessed (Figure S3). This delay could provide decision-makers with sufficient time to set  
295 up emergency infrastructure, testing centres and create treatment guidelines, and to also then begin containing any  
296 potential spread before the number of infections become a burden on the healthcare system.

297  
298 Our simulation results revealed positive correlations between outbreak sizes and both the proportion of sexually  
299 active individuals at high transmission risk and the level of immunity due to smallpox vaccination in each city.  
300 However, the impact of the high-risk population size on outbreak scales outweighed that of vaccine-induced  
301 immunity, as suggested by the significantly higher number of cases and deaths projected in Bangkok, Thailand,  
302 compared to other cities across scenarios with varying initial exposure sizes. Despite 31% of the Thailand's  
303 population being protected by smallpox vaccines and presumed immune to MPXV, over 10% of males aged 15–49  
304 years were documented to engage with sex workers (24), leading to an estimated 2.9% of the population being  
305 unvaccinated and categorised as high-risk in our study (Figure 2). By comparison, Dubai was projected to have  
306 fewer than 5% of the cases and potential deaths seen in Thailand, although the territory had only 7% vaccine-  
307 induced immunity (Figure 2, Figure 4). This discrepancy underscores the critical role of sexual transmission in  
308 driving localized outbreaks, aligning with the results in our sensitivity analysis, in which Bangkok was predicted to  
309 be among cities with the lowest outbreak risks under the assumption of uniform high-risk proportion among  
310 individuals aged 15–49 years (Figure S6–S8).

311

312 Both NPIs assessed in our analysis—case isolation, and quarantining of close contacts—demonstrated promising  
313 potential in mitigating the outbreaks across all Asian cities. While median reduction in the total case counts over one  
314 year was expected to be around 50% in the ideal scenario where isolation was 100% effective in preventing contacts  
315 between susceptible and isolated infectious individuals, the rate of case reduction would diminish per 25%  
316 increment in isolation effectiveness. The actual effectiveness would depend on stringency of isolation policies, the  
317 isolation facilities required (e.g., home or designated healthcare centres), and compliance of affected individuals,  
318 which may vary between countries. Nevertheless, the moderate simulated outbreak sizes in most cities suggest the  
319 feasibility of less restrictive isolation measures, such as home isolation for confirmed cases, since even with 50%  
320 isolation effectiveness, our model projected no more than 12 confirmed cases in any Asian city except Bangkok  
321 (Figure S3). Furthermore, given the significantly longer infectious period of mpox compared to COVID-19 (15),  
322 extended isolation in healthcare facilities could easily strain pre-existing infrastructure with the surge in case counts.  
323  
324 The added benefits of quarantining close contacts, beyond isolation alone, was consistently projected to slowing the  
325 disease spread, contributing to an additional reduction of around 30 percentage points in the cases counts over one  
326 year. This aligns with its extensive use during the COVID-19 pandemic (26,27). However, it is important to note  
327 that effective contact tracing would require substantial human resources for identifying close contacts, which may  
328 not always be readily available. As such, isolation is recommended as the primary intervention strategy for  
329 containing all potential outbreaks, with contact tracing and quarantining serving as supplementary measures in  
330 scenarios involving relatively large outbreak scales.

331  
332 It is worth highlighting that our estimates of outbreak sizes and disease burden were based on simulated epidemic  
333 trajectories initiated by a one-time importation, whose outcome were modelled through a fixed size of initial  
334 exposures in the fully susceptible local population for each city. We did not account for recurring importation events  
335 due to the observation of single imported cases in individual affected countries outside the African continent by  
336 September 2024 and the challenges in quantifying the infectivity of incoming infectious travellers on local residents,  
337 as MPXV is mainly transmitted through close contacts (10) and contact patterns between travellers and the local  
338 population might differ significantly from those within the local community. Nevertheless, given the high disease



339 transmissibility, especially through sexual transmission, the role of importation would likely be minimal in  
340 influencing the epidemic curve once the virus begins to circulate within the city.

341  
342 In addition, it should be noted that our approximation of high-risk population sizes was based on reported numbers  
343 of sex workers and their clients (22–24). Although consistent data sources were utilized for most territories and the  
344 same calculation method was applied to enhance the comparability across territories, relevant statistics were  
345 unavailable for certain territories, especially those in the Middle East. Consequently we extrapolated the figures  
346 using subregional average proportions, which were lower than the reported values for other parts of Asia.  
347 Possibilities also exist that the number of individuals engaging with sex-workers was under-reported in surveys due  
348 to strict cultural norm in some Asian territories and the stigma associated with acknowledging commercial sex  
349 (24,28). Both factors could lead to an underestimation of the high-risk population sizes and hence an  
350 underestimation of outbreak size, as sexual transmission was a key driver of disease spread in our simulations.

351  
352 Another major limitation of our study pertains to the large uncertainty surrounding transmission-related model  
353 parameters. The co-circulation of multiple MPXV clades in Africa (29), along with a lack of comprehensive  
354 sequencing data, complicates efforts to pinpoint the transmissibility of MPVX Clade Ib. The disparities in  
355 transmission dynamics across regions with reported MPXV Clade Ib introduced additional unsureness regarding the  
356 contribution of sexual transmission to the overall outbreak (16). In this study, we based our estimates on disease  
357 surveillance data from South Kivu, assuming that transmission in the province was predominately driven by MPXV  
358 Clade Ib with minimal spillover from neighbouring areas. Since the cases identified outside the African continent  
359 primarily consisted of importations and local transmission statistics remained scarce by September 2024, we  
360 extrapolated the transmissibility estimates to the Asian urban setting. However, the contact patterns, a driving factor  
361 of the transmission potential, might vary significantly across cities. Furthermore, the reliance on surveillance data  
362 sourcing from Africa, where healthcare and monitoring systems may face constraints, might have led to an  
363 underestimation of infection sizes and an overestimation of disease severity. Consequently, the projected potential  
364 death counts based on African data in our study may far exceed reality in many Asian cities. With the availability of  
365 more case data and epidemiological parameters, our model may require updating.

366

367 Despite these limitations, the transmission model proposed in this study is sufficiently flexible to accommodate for a  
368 range of scenarios with diverse disease transmission dynamics, enabling decisionmakers to plan for different  
369 potential outbreak possibilities. This study explores the impact of NPI impacts on mpox outbreaks, an area much  
370 less explored compared to the virus's transmission patterns (1,30). This has provided evidence for adapting the  
371 containment measures widely applied during the COVID-19 pandemic to effectively managing new outbreaks with  
372 probably high community transmission potential.

373  
374 Our simulations suggest that while mpox outbreaks triggered by importation could lead to substantial morbidity and  
375 mortality in an Asian city with large populations of sexually active individuals at risk, they would still remain  
376 controllable provided adequate preparation and a timely response from decision-makers, underscoring the  
377 significance of robust surveillance systems. In addition, the NPIs evaluated in this study have the potential to  
378 suppress outbreak sizes and curb disease spread by up to 93% provided proper implementation during a large-scale  
379 outbreak. Based on these findings, there exists an urgent need for strong surveillance systems, efficient contact  
380 tracing, quarantining of close contacts, and institutional isolation of cases.

381

382 **Declaration of interests**

383 The authors declare no conflict of interests

384

385 **Author contributions**

386 SJ, GG, and BLD conceived and designed the study. SJ implemented the statistical analysis and created the figures  
387 and tables. SJ wrote the original draft of the manuscript. GG, AE, KP, RKJT, JTL, and BLD reviewed and edited the  
388 manuscript.

389

390 **Data availability**

391 Data utilized for this study area available upon request.

392

393 **Funding**

394 This work was supported by Ministry of Education Reimagine Research Grant; and PREPARE, Ministry of Health.

395 AE is supported by the Japan Science and Technology Agency (JST) (JPMJPR22R3), JSPS Grants-in-Aid

396 KAKENHI (JP22K17329) and National University of Singapore Start-Up Grant.

397

398 **References**

- 399 1. Vakaniaki EH, Kacita C, Kinganda-Lusamaki E, O’Toole Á, Wawina-Bokalanga T, Mukadi-Bamuleka D, et al.  
400 Sustained human outbreak of a new MPXV clade I lineage in eastern Democratic Republic of the Congo. *Nat*  
401 *Med* [Internet]. 2024 Jun 13 [cited 2024 Aug 29];1–5. Available from: [https://www.nature.com/articles/s41591-](https://www.nature.com/articles/s41591-024-03130-3)  
402 024-03130-3
- 403 2. European Centre for Disease Prevention and Control. Epidemiological update: Mpox due to monkeypox virus  
404 clade I [Internet]. 2024 [cited 2024 Sep 6]. Available from: [https://www.ecdc.europa.eu/en/news-](https://www.ecdc.europa.eu/en/news-events/epidemiological-update-mpox-due-monkeypox-virus-clade-i)  
405 events/epidemiological-update-mpox-due-monkeypox-virus-clade-i
- 406 3. CIDRAP. India reports imported clade 1b mpox case [Internet]. 2024 [cited 2024 Sep 30]. Available from:  
407 <https://www.cidrap.umn.edu/mpox/india-reports-imported-clade-1b-mpox-case>
- 408 4. WHO Director-General declares mpox outbreak a public health emergency of international concern [Internet].  
409 [cited 2024 Aug 29]. Available from: [https://www.who.int/news/item/14-08-2024-who-director-general-](https://www.who.int/news/item/14-08-2024-who-director-general-declares-mpox-outbreak-a-public-health-emergency-of-international-concern)  
410 declares-mpox-outbreak-a-public-health-emergency-of-international-concern
- 411 5. Multi-country outbreak of mpox, External situation report#35- 12 August 2024 [Internet]. [cited 2024 Aug 29].  
412 Available from: [https://www.who.int/publications/m/item/multi-country-outbreak-of-mpox--external-situation-](https://www.who.int/publications/m/item/multi-country-outbreak-of-mpox--external-situation-report-35--12-august-2024)  
413 report-35--12-august-2024
- 414 6. Chan ZYS, Chong SY, Niaupari S, Harrison-Quintana J, Lim JT, Dickens B, et al. Receptiveness to monkeypox  
415 vaccines and public health communication strategies among gay, bisexual and other men who have sex with  
416 men in Singapore: cross-sectional quantitative and qualitative insights. *Sex Transm Infect* [Internet]. 2024 Sep 1  
417 [cited 2024 Aug 29];100(6):362–7. Available from: <https://sti.bmj.com/content/100/6/362>
- 418 7. Endo A, Murayama H, Abbott S, Ratnayake R, Pearson CAB, Edmunds WJ, et al. Heavy-tailed sexual contact  
419 networks and monkeypox epidemiology in the global outbreak, 2022. *Science* [Internet]. 2022 Oct 7 [cited  
420 2024 Aug 29];378(6615):90–4. Available from: <https://www.science.org/doi/10.1126/science.add4507>
- 421 8. Rivers C, Watson C, Phelan AL. The Resurgence of Mpox in Africa. *JAMA*. 2024 Oct 1;332(13):1045–6.

- 422 9. Risk assessment for the EU/EEA of the mpox epidemic caused by monkeypox virus clade I in affected African  
423 countries [Internet]. 2024 [cited 2024 Sep 1]. Available from: [https://www.ecdc.europa.eu/en/publications-  
data/risk-assessment-mpox-epidemic-monkeypox-virus-clade-i-africa](https://www.ecdc.europa.eu/en/publications-<br/>424 data/risk-assessment-mpox-epidemic-monkeypox-virus-clade-i-africa)
- 425 10. Mpox [Internet]. [cited 2024 Aug 29]. Available from: <https://www.who.int/news-room/fact-sheets/detail/mpox>
- 426 11. Yeoh EK, Chong KC, Chiew CJ, Lee VJ, Ng CW, Hashimoto H, et al. Assessing the impact of non-  
427 pharmaceutical interventions on the transmissibility and severity of COVID-19 during the first five months in  
428 the Western Pacific Region. *One Health* [Internet]. 2021 Jun 1 [cited 2024 Aug 29];12:100213. Available from:  
429 <https://www.sciencedirect.com/science/article/pii/S2352771421000033>
- 430 12. El Guerche-Séblain C, Chakir L, Nageshwaran G, Harris RC, Sevoz-Couche C, Vitoux O, et al. Experience  
431 from five Asia-Pacific countries during the first wave of the COVID-19 pandemic: Mitigation strategies and  
432 epidemiology outcomes. *Travel Medicine and Infectious Disease* [Internet]. 2021 Nov 1 [cited 2024 Aug  
433 29];44:102171. Available from: <https://www.sciencedirect.com/science/article/pii/S147789392100212X>
- 434 13. Fitzgerald DA, Wong GWK. COVID-19: A tale of two pandemics across the Asia Pacific region. *Paediatric  
435 Respiratory Reviews* [Internet]. 2020 Sep 1 [cited 2024 Sep 3];35:75–80. Available from:  
436 <https://www.sciencedirect.com/science/article/pii/S1526054220301032>
- 437 14. Beeson A, Styczynski A, Hutson CL, Whitehill F, Angelo KM, Minhaj FS, et al. Mpox respiratory transmission:  
438 the state of the evidence. *The Lancet Microbe* [Internet]. 2023 Apr 1 [cited 2024 Aug 29];4(4):e277–83.  
439 Available from: [https://www.thelancet.com/journals/lanmic/article/PIIS2666-5247\(23\)00034-4/fulltext](https://www.thelancet.com/journals/lanmic/article/PIIS2666-5247(23)00034-4/fulltext)
- 440 15. Byrne AW, McEvoy D, Collins AB, Hunt K, Casey M, Barber A, et al. Inferred duration of infectious period of  
441 SARS-CoV-2: rapid scoping review and analysis of available evidence for asymptomatic and symptomatic  
442 COVID-19 cases. *BMJ Open* [Internet]. 2020 Aug 1 [cited 2024 Sep 3];10(8):e039856. Available from:  
443 <https://bmjopen.bmj.com/content/10/8/e039856>
- 444 16. Murayama H, Asakura TR, Dickens BL, Foo JH, Jin S, Mukadi PK, et al. Roles of community and sexual  
445 contacts as drivers of clade I mpox outbreaks [Internet]. *medRxiv*; 2024 [cited 2024 Oct 17]. p.  
446 2024.10.15.24315554. Available from: <https://www.medrxiv.org/content/10.1101/2024.10.15.24315554v1>

- 447 17. Francesco Branda. African Disease Analysis and Monitoring System (ADAMS) [Internet]. 2024 [cited 2024  
448 Oct 6]. Available from: <https://github.com/fbranda/ADAMS/tree/main>
- 449 18. Matusali G, Petruccioli E, Cimini E, Colavita F, Bettini A, Tartaglia E, et al. Evaluation of Cross-Immunity to  
450 the Mpox Virus Due to Historic Smallpox Vaccination. *Vaccines (Basel)* [Internet]. 2023 Sep 28 [cited 2024  
451 Sep 1];11(10):1541. Available from: <https://www.ncbi.nlm.nih.gov/pmc/articles/PMC10610801/>
- 452 19. Population and Population Structure [Internet]. [cited 2024 Sep 1]. Population and Population Structure.  
453 Available from: [http://www.singstat.gov.sg/find-data/search-by-theme/population/population-and-population-  
454 structure/latest-data](http://www.singstat.gov.sg/find-data/search-by-theme/population/population-and-population-structure/latest-data)
- 455 20. Taube JC, Rest EC, Lloyd-Smith JO, Bansal S. The global landscape of smallpox vaccination history and  
456 implications for current and future orthopoxvirus susceptibility: a modelling study. *The Lancet Infectious  
457 Diseases*. 2023 Apr 1;23(4):454–62.
- 458 21. United Nations. World Population Prospects - Population Division [Internet]. 2024 [cited 2024 Oct 6].  
459 Available from: <https://population.un.org/wpp/Download/Standard/Population/>
- 460 22. UNAIDS. AIDSinfo [Internet]. 2024 [cited 2024 Oct 6]. Available from: <https://aidsinfo.unaids.org/>
- 461 23. International Union of Sex Workers. Sex Worker Statistics by Country [Internet]. 2024 [cited 2024 Oct 6].  
462 Available from: <https://iusw.org/sex-worker-statistics/>
- 463 24. Carael M, Slaymaker E, Lyerla R, Sarkar S. Clients of sex workers in different regions of the world: hard to  
464 count. *Sex Transm Infect*. 2006 Jun;82(Suppl 3):iii26–33.
- 465 25. R Core Team. R: A Language and Environment for Statistical Computing [Internet]. Vienna, Austria: R  
466 Foundation for Statistical Computing; 2024. Available from: <https://www.R-project.org/>
- 467 26. Shen M, Peng Z, Guo Y, Rong L, Li Y, Xiao Y, et al. Assessing the effects of metropolitan-wide quarantine on  
468 the spread of COVID-19 in public space and households. *International Journal of Infectious Diseases* [Internet].

- 469 2020 Jul 1 [cited 2024 Aug 29];96:503–5. Available from:  
470 <https://www.sciencedirect.com/science/article/pii/S120197122030326X>
- 471 27. Girum T, Lentiro K, Geremew M, Migora B, Shewamare S. Global strategies and effectiveness for COVID-19  
472 prevention through contact tracing, screening, quarantine, and isolation: a systematic review. *Trop Med Health*  
473 [Internet]. 2020 Nov 23 [cited 2024 Aug 29];48(1):91. Available from: [https://doi.org/10.1186/s41182-020-](https://doi.org/10.1186/s41182-020-00285-w)  
474 00285-w
- 475 28. Husson L. Who Are the Clients and What They Say about Prostitution in South-East Asia? *Moussons*  
476 *Recherche en sciences humaines sur l'Asie du Sud-Est*. 2017 May 4;(29):209–62.
- 477 29. Kuppalli K, Dunning J, Damon I, Mukadi-Bamuleka D, Mbala P, Ogoina D. The worsening mpox outbreak in  
478 Africa: a call to action. *The Lancet Infectious Diseases* [Internet]. 2024 Sep 10 [cited 2024 Oct 8];0(0).  
479 Available from: [https://www.thelancet.com/journals/laninf/article/PIIS1473-3099\(24\)00577-2/fulltext](https://www.thelancet.com/journals/laninf/article/PIIS1473-3099(24)00577-2/fulltext)
- 480 30. Kibungu EM, Vakaniaki EH, Kinganda-Lusamaki E, Kalonji-Mukendi T, Pukuta E, Hoff NA, et al. Clade I–  
481 Associated Mpox Cases Associated with Sexual Contact, the Democratic Republic of the Congo - Volume 30,  
482 Number 1—January 2024 - *Emerging Infectious Diseases journal - CDC*. *Emerg Infect Dis* [Internet]. 2024  
483 [cited 2024 Aug 29];30(1):172–6. Available from: [https://wwwnc.cdc.gov/eid/article/30/1/23-1164\\_article](https://wwwnc.cdc.gov/eid/article/30/1/23-1164_article)
- 484