







1 **Knowledge and Willingness towards Human Papillomavirus**  
2 **Vaccination among the Parents and School Teachers of**  
3 **Eligible Girls in Dhaka, Bangladesh: A School-Based Cross-**  
4 **Sectional Study**

5  
6 Samina Sultana <sup>¶1</sup>, MD Nahid Hassan Nishan <sup>¶1</sup>, Aklima Akter <sup>2</sup>, Dalia Rahman <sup>2</sup>,  
7 Fowzia Yesmin <sup>2</sup>, Mohammad Delwer Hossain Hawlader <sup>\*1</sup>

8  
9 1 Department of Public Health, North South University, Dhaka-1229, Bangladesh.  
10 2 Department of Obstetrics & Gynecology, Dhaka Medical College Hospital, Dhaka-1000,  
11 Bangladesh  
12

13 **\*Corresponding Author**

14 Mohammad Delwer Hossain Hawlader

15 MBBS, MPH, PhD

16 Department of Public Health, School of Health and Life Sciences, North South University,  
17 Dhaka 1229, Bangladesh

18 E-mail address: [mohammad.hawlader@northsouth.edu](mailto:mohammad.hawlader@northsouth.edu)

19 <sup>¶</sup>These authors contributed equally to this work.

20

21

## 22 **Abstracts**

### 23 **Background**

24 Cervical cancer ranks as the common prevalent cancer, among women worldwide especially  
25 impacting low-resource countries. In Bangladesh, this accounts for 12% of all cancer cases. The  
26 development of cancer is closely linked to Human Papillomavirus (HPV) infection. Despite the  
27 availability of HPV vaccines, their uptake remains limited in Bangladesh. Thus, this research  
28 aims to assess the knowledge and willingness of parents and school teachers regarding HPV  
29 vaccination for eligible girls in Bangladesh.

### 30 **Methodology**

31 This study involved 406 parents and school teachers of girls aged 9-14 years from Dhaka city. A  
32 cross-sectional study design was used. Data collection was done through a questionnaire  
33 administered by interviewers after pre-testing and refinement for clarity and reliability. Analysis  
34 was carried out using Stata 17 software. Chi-square tests and logistic regression were used to  
35 uncover associations and predictors related to knowledge levels and willingness.

### 36 **Results**

37 Findings revealed that a majority of participants (64.04%) exhibited an understanding of HPV  
38 and cervical cancer yet a high percentage (98.28%) expressed willingness to engage in HPV  
39 vaccination initiatives. participants with primary (AOR=3.306,  $p<0.005$ ), secondary  
40 (AOR=8.806,  $p<0.001$ ), and higher education (AOR=5.059,  $p<0.001$ ), as well as those from  
41 upper-middle-income groups (AOR=3.038,  $p<0.001$ ), had significantly higher knowledge of  
42 HPV and cervical cancer.

### 43 **Conclusion**

44 The research emphasizes lack of knowledge regarding HPV and its vaccination among parents  
45 and educators in Bangladesh despite a willingness to vaccinate. These results emphasize the

46 importance of tailored initiatives and better access, to health information to increase HPV  
47 vaccine acceptance and lower the incidence of cervical cancer.

## 48 **Keywords**

49 *Adolescent girls, Bangladesh, Cervical cancer, HPV vaccination, Parents, School teachers*

## 50 **Introduction**

51 Cervical cancer ranks as the fourth most common cancer among women globally, with a  
52 significant burden in low-resource countries [1]. In 2022, 660,000 women were diagnosed and  
53 350,000 died from this disease worldwide [1]. In Bangladesh, cervical cancer represents 12% of  
54 female cancers, following breast cancer (19%) and esophageal cancer (11.1%) [2]. In 2020, there  
55 were 8,268 new cases and 4,971 deaths in Bangladesh [2]. Infection with HPV, a non-enveloped,  
56 double-stranded DNA virus, is a critical cause of cervical cancer [2]. Among the approximately  
57 100 fully sequenced HPV types, high-risk types 16 and 18 are the main contributors to cervical  
58 cancer [3,4], with HPV type 16 responsible for over 50% of squamous cell carcinomas and most  
59 adenocarcinoma cases [5–8].

60 HPV infections typically occur in late teens or early 20s in unvaccinated populations [6,9]. The  
61 Immature metaplastic cells in the cervix, especially during puberty and early pregnancy, are  
62 highly susceptible to HPV infection [10]. However, the HPV vaccine played a major public  
63 health role in preventing HPV-related cancers [11,12]. Prophylactic vaccines, such as bivalent,  
64 quadrivalent, and nonavalent, are produced using virus-like particle (VLP) technology  
65 [11,13,14], inducing type-specific antibodies that prevent persistent HPV infection and  
66 precancerous lesions [15,16].

67 In 2008, the US Food and Drug Administration approved the first HPV vaccine, which prevents  
68 70% of cervical cancers and other HPV-related diseases [17]. By 2017, 71 countries had  
69 introduced the vaccine for girls aged 9 to 13 years [18]. Bangladesh introduced the HPV vaccine  
70 in 2016, in the Gazipur district, funded by the Global Alliance for Vaccines and Immunization  
71 (GAVI) [19]. However, successful implementation requires addressing knowledge gaps and  
72 societal attitudes toward the vaccine [20].

73 Studies highlight the importance of evaluating vaccine-related knowledge among adolescents,  
74 parents, and school teachers. For instance, in Kampong Speu, Cambodia, 35% of women knew  
75 about cervical cancer prevention through vaccination, and 62% were willing to receive the  
76 vaccine [21]. Another study revealed high willingness among both urban and rural respondents  
77 to vaccinate themselves or their daughters [22]. These findings emphasize the influence of  
78 parents and school teachers on adolescent vaccination decisions.

79 Bangladesh's National Cervical Cancer Control Program aims to integrate the HPV vaccine into  
80 the Expanded Program on Immunization (EPI) and expand cervical cancer screening and  
81 treatment [23]. The high public health burden of cervical cancer in Bangladesh makes achieving  
82 widespread vaccination essential. The WHO's goal of vaccinating 90% of girls under 15 by 2030  
83 further underscores this necessity [24]. However, adolescents themselves cannot make  
84 vaccination decisions; this responsibility falls to their parents, with school teachers playing a  
85 crucial role in influencing awareness and dispelling myths about vaccination [25,26].

86 While global studies have assessed HPV vaccine awareness, significant gaps remain, particularly  
87 in low-resource countries like Bangladesh. Therefore, this study aims to address these gaps by  
88 evaluating the knowledge and willingness of parents and school teachers towards HPV  
89 vaccination for adolescent girls in Bangladesh. This study helps to generate actionable insights  
90 that can inform future public health interventions, ultimately improving vaccine coverage and  
91 reducing cervical cancer incidence. The large sample size and focus on socio-demographic  
92 variations make this study highly relevant and generalizable.

## 93 **Materials and Methods**

### 94 **Study Design**

95 This study employed a cross-sectional design. The study involved quantitative data collection  
96 using a structured, interviewer-administered questionnaire. The structured questionnaire was  
97 designed based on a thorough review of existing literature and consultations with three experts in  
98 the field. It was pre-tested and refined to ensure clarity, reliability, and validity. **Table 1** shows  
99 that in the questionnaire, there were 8 sets of questions for knowledge and 8 sets of questions for  
100 willingness. The reliability and internal consistency of the questions were assessed through

101 Cronbach's alpha ( $\alpha$ ) which showed the coefficient value is higher than 0.80 indicating very  
102 strong internal consistency and reliability were present on it. Data were collected from a diverse  
103 sample of parents and school teachers from different types of schools (public, private) and  
104 various geographical locations within Dhaka (urban, and rural areas).

105 **Insert Table 1 here**

## 106 **Study Population and Place of Study**

107 This study focused on parents and school teachers of adolescent girls aged 9-14 years attending  
108 primary and secondary schools in Dhaka, Bangladesh. Dhaka is the capital and largest city of  
109 Bangladesh, and more than 10 million people live here [27]. This provides a diverse  
110 demographic profile which was one of the suitable sites for conducting the study. The research  
111 was conducted across various schools within this city to ensure a representative sample reflective  
112 of the broader population.

## 113 **Study Period and Inclusion/Exclusion Criteria**

114 The research was carried out over five months, from August 2023 to December 2023, following  
115 the approval of the research proposal. Participants included parents of adolescent girls aged 9-14  
116 years and school teachers who directly interacted with girls within the same age range. To  
117 maintain the study's integrity and relevance, several exclusion criteria were applied: participants  
118 residing outside Dhaka, individuals with major psychological or psychiatric conditions, parents  
119 of non-school-going adolescent girls, and individuals unwilling to provide information. These  
120 criteria ensured the inclusion of a relevant and targeted participant pool.

## 121 **Sampling Technique and Sample Size**

122 A convenient sampling technique was employed in this study. This approach was chosen due to  
123 practical considerations such as time constraints and the accessibility of participants within the  
124 study period. Convenient sampling allowed for the efficient collection of data from readily  
125 available and willing participants, which was crucial given the logistical challenges of accessing  
126 a large and diverse population within Dhaka.

127 Although convenient sampling may limit the generalizability of the findings, it provided a  
128 practical solution for obtaining a sufficient sample size within the specified timeframe. Schools  
129 were selected based on their willingness to participate and their accessibility to the research  
130 team. Within these schools, parents and teachers who met the inclusion criteria and were willing  
131 to participate were approached.

132 The sample size was determined using a standard formula for prevalence studies:

133 
$$N = z^2 y \frac{1 - y}{w^2}$$

134 In this formula, N represents the desired sample size, Z the standard normal deviation at 5%  
135 type-1 errors ( $p < 0.05$ ) with a 95% confidence interval, which is 1.96. The proportion of the  
136 population exhibiting the characteristic of interest, based on previous studies, was set at 59.2% ( $y$   
137 = 0.592) [28]. The allowable error or precision ( $w$ ) was set at 0.05. Substituting these values into  
138 the formula, the initial sample size calculated was 371.15. To account for a potential 5% dropout  
139 rate, the minimum sample size was needed to 390 participants. In this study, a total of 435  
140 samples were collected. Upon applying exclusion criteria, removing missing values, and  
141 duplicate entries finally 406 samples were kept for the study.

## 142 **Data Collection**

143 Data collection involved a structured, face-to-face, interviewer-administered questionnaire.  
144 Initially, the questionnaire was developed in English and then translated into Bengali to ensure  
145 comprehensibility among all participants. The development process of the questionnaire  
146 involved several steps: drafting an initial version based on a thorough literature review and  
147 expert consultations, translating the draft into Bengali by bilingual experts, pre-testing the  
148 questionnaire with a small group of parents and teachers to identify any language or  
149 comprehension issues, refining the questionnaire based on feedback from the pre-test, and  
150 conducting a field trial in two schools to finalize the questionnaire before the main data  
151 collection phase.

## 152 **Ethical Consideration**

153 The study received approval from the Institutional Review Board (IRB) of North South  
154 University (IRB #2024/OR-NSU/IRB/0803), which was mandated by regulatory requirements.  
155 The ethical guidelines specified in the 1964 Declaration of Helsinki and its later amendments  
156 were adhered to wherever applicable. Prior to participation, all eligible respondents were  
157 provided with a detailed explanation of the study's purpose, procedures, potential risks, and  
158 benefits. Written informed consent was obtained from each participant. The respondents were  
159 assured that their privacy and confidentiality would be strictly protected, and no part of their  
160 responses would be disclosed to unauthorized individuals under any circumstances. This  
161 commitment to ethical standards ensured the protection and respect of all participants throughout  
162 the study.

## 163 **Data analysis**

164 The collected data were meticulously coded and entered into Stata version 17 for analysis. After  
165 applying inclusion and exclusion criteria and removal of any missing and duplicate data, the final  
166 dataset was prepared. This was checked by the supervisor as to see if the integrity and data  
167 quality were assured properly or not. Descriptive statistics were used initially to summarize the  
168 demographic characteristics of the study population, providing a clear overview of the study  
169 sample, including the distribution of demographics such as age, gender, educational level, and  
170 occupation.

171 For the knowledge assessment, eight specific questions were used, each with a binary response  
172 format of 'Yes' or 'No.' These questions covered key aspects of HPV and its vaccination.  
173 Participants were asked whether having multiple sexual partners is a risk factor for HPV  
174 infection, whether engaging in sexual activity at a young age increases the risk of HPV infection,  
175 whether being a smoker increases the risk of HPV infection, whether sexual contact is the  
176 primary route of transmission for HPV infection, whether the primary cause of cervical  
177 carcinoma is HPV infection, whether people can transmit HPV to their partners even without  
178 showing any symptoms, whether receiving the HPV vaccine before sexual intercourse can  
179 prevent cervical carcinoma, and whether the recommended age for receiving the HPV vaccine is  
180 nine to fourteen years old. Responses were coded as 1 for 'Yes' and 0 for 'No'. A composite  
181 knowledge score was calculated for each participant, ranging from 0 to 8. The cut point was set

182 to 4 as if the participants scoring equal and less than 4 were categorized as having poor  
183 knowledge, while those scoring higher than 4 were categorized as having good knowledge.

184 Willingness to vaccinate was assessed using eight Likert-scale questions, with responses scored  
185 from 1 (Strongly Disagree) to 5 (Strongly Agree). Participants were asked whether having only  
186 one sexual partner can protect an individual from HPV infection, whether HPV vaccine  
187 education should be provided to adolescents in schools, whether cervical cancer is a significant  
188 health issue for women, whether cervical cancer can cause death in women, whether men's  
189 involvement is important in the prevention of cervical carcinoma, whether girls should receive  
190 the HPV vaccine before their first sexual intercourse, whether health information about the HPV  
191 vaccine is necessary for adolescents, and whether the HPV vaccine is effective in preventing  
192 cervical cancer. A total willingness score was calculated for each participant, ranging from 8 to  
193 40. Participants with a total score above 24 were classified as willing to vaccinate, while those  
194 with a score of 24 or below were classified as not willing.

195 Bivariate analysis was performed to explore the association between demographic variables and  
196 the categorized knowledge and willingness level. Chi-square tests were used to identify  
197 significant associations between categorical variables. Variables with a p-value  $\leq 0.2$  in the  
198 bivariate analysis were included in the logistic regression model to ensure that potentially  
199 relevant factors were not excluded prematurely.

200 To adjust for potential confounders and to determine the independent effect of each variable on  
201 the outcomes of interest, multivariate logistic regression was employed. In this step, all  
202 independent variables that showed a p-value  $\leq 0.2$  in the chi-square were included in the  
203 multivariate model. The final model was refined by sequentially removing non-significant  
204 variables and reassessing the fit of the model. The significance level was shown as the level of  
205 strength as  $\psi$  for a p-value less than 0.05,  $\psi\psi$  for a *P-value* less than 0.01, and  $\psi\psi\psi$  for a p-value  
206 less than 0.001. Adjusted odds ratios (AOR) with 95% confidence intervals (CI) were also shown  
207 to identify significant predictors. The results of the analysis were presented using text, tables,  
208 and figures to provide a comprehensive depiction of the findings.

## 209 **Results**



210 In this study, a total of 406 respondents were included encompassing a diverse population in  
211 terms of age, participant type, residence, education level, and socioeconomic status. **Table 2**  
212 shows the demographic characteristics of the participants showing that the majority were aged  
213 between 31-40 years (52.96%). Most respondents were parents (69.21%), while the rest were  
214 school teachers (30.79%). The sample was nearly evenly split between urban (49.51%) and rural  
215 (50.49%) residents. Education levels varied, with higher education being the most common  
216 (47.78%) among the participants. Socioeconomic status was also balanced, with 50.25% of  
217 participants classified as lower middle income and 49.75% as upper middle income.

218 **Insert Table 2 here**

219 **Table 3** provides a detailed breakdown of the responses to knowledge and willingness-related  
220 statements. There were a significant proportion of respondents (60.84%) recognized that having  
221 multiple sexual partners increases the risk of HPV infection, and (55.17%) understood that  
222 receiving the HPV vaccine before sexual intercourse can prevent cervical carcinoma.  
223 Additionally, a substantial majority (87.37%) believed that providing HPV vaccine education in  
224 schools is essential, and (83.98%) agreed that men's involvement is important for the prevention  
225 of cervical carcinoma.

226 **Insert Table 3 here**

227 Among the participants, a majority (72.17%) had heard about cervical cancer, and (88.42%) had  
228 no history of cervical cancer in their family. Most respondents (92.12%) indicated no history of  
229 sexual activity among their girls, and (67.00%) did not express fear of sexual transmission of  
230 HPV. Regarding HPV vaccination, (29.56%) had received the vaccine. These findings highlight  
231 a high level of awareness about cervical cancer and a substantial portion of participants taking  
232 preventive measures such as HPV vaccination.

233 **Insert Table 4 here**

234 After properly scoring and labeling the knowledge and willingness category the results indicated  
235 that the majority of participants had poor knowledge about the HPV vaccine and cervical cancer,  
236 with (64.04%) demonstrating poor knowledge and only (35.96%) showing good knowledge.  
237 However, the willingness to participate in HPV vaccination programs was notably high, with  
238 (98.28%) of participants expressing their willingness.

239 **Insert Fig 1 here:** Bar chart showing the prevalence (%) of knowledge and Willingness level  
240 according to their category.

241 The association analysis revealed significant relationships between knowledge levels and various  
242 demographic characteristics. The age group was significantly associated with knowledge levels  
243 ( $X^2=10.721$ ,  $p=0.013$ ), with the highest knowledge observed in the 31-40 years age group.  
244 Participant type also showed a significant association ( $X^2=7.287$ ,  $p=0.007$ ). Residence was  
245 another significant factor ( $X^2=18.367$ ,  $p<0.001$ ), with urban residents having higher knowledge  
246 levels than rural residents. Moreover, Education level ( $X^2=37.068$ ,  $p<0.001$ ) and socioeconomic  
247 status ( $X^2=42.073$ ,  $p<0.001$ ) were both significantly associated with knowledge levels,  
248 highlighting that higher education and better socioeconomic status correlate with better  
249 knowledge about HPV vaccine and cervical cancer.

250 However, willingness to participate in HPV vaccination programs didn't show any significant  
251 association.

252 **Insert Table 5 here**

253 Through the logistic regression model, the study analyzed the demographic factors influencing  
254 knowledge levels about HPV and cervical cancer. Significant findings indicated that participants  
255 with primary education (AOR=3.306,  $p<0.005$ ), secondary education (AOR=8.806,  $p<0.001$ )  
256 and higher education (AOR=5.059,  $p<0.001$ ) had considerably higher likelihood of knowledge  
257 levels compared to those with no education. Additionally, individuals from upper-middle-income  
258 groups were significantly more knowledgeable than those from lower-middle-income groups  
259 (AOR=3.038,  $p<0.001$ ). These results highlight the critical role of higher education and better  
260 socioeconomic status in enhancing awareness and knowledge about HPV and cervical cancer.

261 **Insert Table 6 here**

## 262 **Discussion**

263 The results of this study highlight several important aspects regarding the knowledge and  
264 willingness of parents and school teachers of adolescent girls toward the HPV vaccination in  
265 Bangladesh. The demographic characteristics revealed that the majority of participants were aged  
266 between 31-40 years, with a significant proportion being parents rather than school teachers.

267 This demographic distribution is important as it suggests that the primary caregivers, who are  
268 directly responsible for the health decisions of adolescent girls, form the bulk of the respondents.

269 The knowledge-related findings showed that a significant portion of respondents recognized that  
270 having multiple sexual partners increases the risk of HPV infection and that receiving the HPV  
271 vaccine before sexual intercourse can prevent cervical carcinoma. However, there were notable  
272 gaps in knowledge, such as the misunderstanding that HPV infection is not the primary cause of  
273 cervical carcinoma and the lack of awareness that HPV can be transmitted without symptoms.  
274 These findings align with previous studies where awareness about HPV and its link to cervical  
275 cancer is generally low. For instance, similar gaps in knowledge, suggest that the lack of  
276 comprehensive sexual health education and cultural taboos surrounding discussions of sexual  
277 health contribute to these misconceptions [29,30].

278 Furthermore, the study found that urban residents and those with higher education levels had  
279 significantly better knowledge about HPV and cervical cancer. Urban residents typically have  
280 better access to health information and services, which likely contributes to their higher  
281 knowledge levels [31]. Additionally, higher education is often correlated with improved health  
282 literacy, enabling individuals to better understand and utilize health information [32].

283 Despite the gaps in knowledge, the study revealed a high willingness among respondents to  
284 participate in HPV vaccination programs. The overwhelming majority of participants expressed  
285 support for providing HPV vaccine education in schools and recognized the importance of men's  
286 involvement in preventing cervical carcinoma. This high level of willingness can be attributed to  
287 the general recognition of cervical cancer as a significant health issue and the perceived benefits  
288 of vaccination. Previous research supports this finding, indicating that when individuals are  
289 aware of the benefits of vaccination, they are more likely to support and participate in  
290 vaccination programs [33].

291 The logistic regression analysis provided further insights into the key factors influencing  
292 knowledge levels about HPV and cervical cancer. Participants with primary, secondary, and  
293 higher education had a significantly higher likelihood of having better knowledge levels  
294 compared to those with no education. Additionally, individuals from upper-middle-income  
295 groups were more knowledgeable than those from lower-middle-income groups. These results  
296 emphasize the critical role of education and socioeconomic status in enhancing awareness and

297 knowledge about HPV. Education equips individuals with the necessary skills to seek out,  
298 understand, and apply health information, while higher socioeconomic status provides better  
299 access to healthcare resources and information [34].

## 300 **Limitation**

301 Although every research has limitations, one issue could be this research relies on information  
302 provided by the participants themselves which could lead to biases like wanting to appear as  
303 memory-related biases. People might exaggerate behaviors that are seen positively or downplay  
304 those that are not affecting the accuracy of the results. Moreover, because the study only captures  
305 a moment in time through its cross-sectional design it can't fully establish cause-and-effect  
306 relationships or track changes over time. Additionally, although the research involves individuals  
307 from both urban and rural areas using a convenience sampling method might limit how broadly  
308 we can apply the findings to the population. Finally, even though steps were taken to make sure  
309 the survey was reliable and valid difference, in culture and language might still influence how  
310 participants interpret questions and provide responses potentially impacting what conclusions we  
311 draw from the study.

## 312 **Conclusion**

313 The findings reveal significant knowledge gaps about HPV and its vaccination among parents  
314 and school teachers in Bangladesh, despite a strong willingness to support vaccination programs.  
315 Factors such as education level and socioeconomic status were found to significantly influence  
316 knowledge levels. The high willingness to participate in HPV vaccination programs highlights  
317 the potential for targeted educational interventions and improved vaccine access, driven by a  
318 general awareness of cervical cancer as a major health issue and the perceived benefits of  
319 vaccination. Enhancing access to accurate health information and making vaccines more  
320 available, especially in rural and lower socioeconomic areas, can substantially reduce HPV-  
321 related cervical cancer in Bangladesh. These efforts are crucial for improving the health  
322 outcomes of adolescent girls and supporting the broader public health objectives of the country.

## 323 **Abbreviation**

Abbreviation	Full Term
AOR	Adjusted Odds Ratio
CI	Confidence Interval
EPI	Expanded Program on Immunization
GAVI	Global Alliance for Vaccines and Immunization
HPV	Human Papillomavirus
P-value	Probability Value
VLP	Virus-Like Particle
WHO	World Health Organization
X <sup>2</sup>	Chi-Square
$\alpha$	Cronbach's Alpha

324

## 325 Acknowledgments

326 We would like to express our gratitude to all the parents and teachers for their participation.  
327 Without their support, it would be difficult to get the data.

## 328 Reference

- 329 1. Cervical cancer. [cited 26 Jun 2024]. Available: [https://www.who.int/news-room/fact-](https://www.who.int/news-room/fact-sheets/detail/cervical-cancer)  
330 [sheets/detail/cervical-cancer](https://www.who.int/news-room/fact-sheets/detail/cervical-cancer)
- 331 2. Sung H, Ferlay J, Siegel RL, Laversanne M, Soerjomataram I, Jemal A, et al. Global  
332 Cancer Statistics 2020: GLOBOCAN Estimates of Incidence and Mortality Worldwide for  
333 36 Cancers in 185 Countries. *CA A Cancer J Clinicians*. 2021;71: 209–249.  
334 doi:10.3322/caac.21660
- 335 3. Schiffman M, Clifford G, Buonaguro FM. Classification of weakly carcinogenic human  
336 papillomavirus types: addressing the limits of epidemiology at the borderline. *Infect Agent*  
337 *Cancer*. 2009;4: 8. doi:10.1186/1750-9378-4-8
- 338 4. International Agency for Research on Cancer, editor. Human papillomaviruses: this  
339 publication represents the views and expert opinions of an IARC Working Group on the  
340 Evaluation of Carcinogenic Risks to Humans, which met in Lyon, 15 - 22 February 2005.  
341 Lyon: IARC; 2007.

- 342 5. Muñoz N, Castellsagué X, De González AB, Gissmann L. Chapter 1: HPV in the etiology  
343 of human cancer. *Vaccine*. 2006;24: S1–S10. doi:10.1016/j.vaccine.2006.05.115
- 344 6. Lo KWK, Wong YF, Chan MKM, Li JCB, Poon JS, Wang VW, et al. Prevalence of human  
345 papillomavirus in cervical cancer: A multicenter study in China. *Intl Journal of Cancer*.  
346 2002;100: 327–331. doi:10.1002/ijc.10506
- 347 7. Bosch FX, de Sanjosé S. The epidemiology of human papillomavirus infection and cervical  
348 cancer. *Dis Markers*. 2007;23: 213–227. doi:10.1155/2007/914823
- 349 8. Castellsagué X, Díaz M, De Sanjosé S, Muñoz N, Herrero R, Franceschi S, et al.  
350 Worldwide Human Papillomavirus Etiology of Cervical Adenocarcinoma and Its Cofactors:  
351 Implications for Screening and Prevention. *JNCI: Journal of the National Cancer Institute*.  
352 2006;98: 303–315. doi:10.1093/jnci/djj067
- 353 9. Bosch FX, De Sanjose S. Chapter 1: Human Papillomavirus and Cervical Cancer--Burden  
354 and Assessment of Causality. *JNCI Monographs*. 2003;2003: 3–13.  
355 doi:10.1093/oxfordjournals.jncimonographs.a003479
- 356 10. Okunade KS. Human papillomavirus and cervical cancer. *J Obstet Gynaecol*. 2020;40:  
357 602–608. doi:10.1080/01443615.2019.1634030
- 358 11. Frazer IH. CHAPTER 8 HPV vaccines. *Intl J Gynecology & Obste*. 2006;94.  
359 doi:10.1016/S0020-7292(07)60014-9
- 360 12. Smith MA, Lew J-B, Walker RJ, Brotherton JML, Nickson C, Canfell K. The predicted  
361 impact of HPV vaccination on male infections and male HPV-related cancers in Australia.  
362 *Vaccine*. 2011;29: 9112–9122. doi:10.1016/j.vaccine.2011.02.091
- 363 13. Zhou J, Sun XY, Stenzel DJ, Frazer IH. Expression of vaccinia recombinant HPV 16 L1  
364 and L2 ORF proteins in epithelial cells is sufficient for assembly of HPV virion-like  
365 particles. *Virology*. 1991;185: 251–257. doi:10.1016/0042-6822(91)90772-4

- 366 14. Kirnbauer R, Taub J, Greenstone H, Roden R, Dürst M, Gissmann L, et al. Efficient self-  
367 assembly of human papillomavirus type 16 L1 and L1-L2 into virus-like particles. *J Virol.*  
368 1993;67: 6929–6936. doi:10.1128/jvi.67.12.6929-6936.1993
- 369 15. Giuliano AR, Palefsky JM, Goldstone S, Moreira ED, Penny ME, Aranda C, et al. Efficacy  
370 of Quadrivalent HPV Vaccine against HPV Infection and Disease in Males. *N Engl J Med.*  
371 2011;364: 401–411. doi:10.1056/NEJMoa0909537
- 372 16. Palefsky JM, Giuliano AR, Goldstone S, Moreira ED, Aranda C, Jessen H, et al. HPV  
373 Vaccine against Anal HPV Infection and Anal Intraepithelial Neoplasia. *N Engl J Med.*  
374 2011;365: 1576–1585. doi:10.1056/NEJMoa1010971
- 375 17. Gardasil 9 (human papillomavirus 9-valent vaccine, recombinant) FDA Approval History.  
376 In: Drugs.com [Internet]. [cited 26 Jun 2024]. Available:  
377 <https://www.drugs.com/history/gardasil-9.html>
- 378 18. Vaccines and immunization: What is vaccination? [cited 26 Jun 2024]. Available:  
379 [https://www.who.int/news-room/questions-and-answers/item/vaccines-and-immunization-](https://www.who.int/news-room/questions-and-answers/item/vaccines-and-immunization-what-is-vaccination)  
380 [what-is-vaccination](https://www.who.int/news-room/questions-and-answers/item/vaccines-and-immunization-what-is-vaccination)
- 381 19. Salwa M, Abdullah Al-Munim T. Ethical issues related to human papillomavirus  
382 vaccination programs: an example from Bangladesh. *BMC Med Ethics.* 2018;19: 39.  
383 doi:10.1186/s12910-018-0287-0
- 384 20. Kessels SJM, Marshall HS, Watson M, Braunack-Mayer AJ, Reuzel R, Tooher RL. Factors  
385 associated with HPV vaccine uptake in teenage girls: A systematic review. *Vaccine.*  
386 2012;30: 3546–3556. doi:10.1016/j.vaccine.2012.03.063
- 387 21. Touch S, Oh J-K. Knowledge, attitudes, and practices toward cervical cancer prevention  
388 among women in Kampong Speu Province, Cambodia. *BMC Cancer.* 2018;18: 294.  
389 doi:10.1186/s12885-018-4198-8
- 390 22. Islam JY, Khatun F, Alam A, Sultana F, Bhuiyan A, Alam N, et al. Knowledge of cervical  
391 cancer and HPV vaccine in Bangladeshi women: a population based, cross-sectional study.  
392 *BMC Women’s Health.* 2018;18: 15. doi:10.1186/s12905-018-0510-7

- 393 23. National Strategy for Cervical Cancer Prevention and Control in Bangladesh, 2017-2022.  
394 [cited 26 Jun 2024]. Available: [https://www.who.int/bangladesh/news/detail/24-09-2017-](https://www.who.int/bangladesh/news/detail/24-09-2017-national-strategy-for-cervical-cancer-prevention-and-control-in-bangladesh-2017-2022)  
395 [national-strategy-for-cervical-cancer-prevention-and-control-in-bangladesh-2017-2022](https://www.who.int/bangladesh/news/detail/24-09-2017-national-strategy-for-cervical-cancer-prevention-and-control-in-bangladesh-2017-2022)
- 396 24. Bruni L, Saura-Lázaro A, Montoliu A, Brotons M, Alemany L, Diallo MS, et al. HPV  
397 vaccination introduction worldwide and WHO and UNICEF estimates of national HPV  
398 immunization coverage 2010–2019. *Preventive Medicine*. 2021;144: 106399.  
399 doi:10.1016/j.ypmed.2020.106399
- 400 25. Smailbegovic MS, Laing GJ, Bedford H. Why do parents decide against immunization?  
401 The effect of health beliefs and health professionals. *Child*. 2003;29: 303–311.  
402 doi:10.1046/j.1365-2214.2003.00347.x
- 403 26. Gowda C, Schaffer SE, Dombkowski KJ, Dempsey AF. Understanding attitudes toward  
404 adolescent vaccination and the decision-making dynamic among adolescents, parents and  
405 providers. *BMC Public Health*. 2012;12: 509. doi:10.1186/1471-2458-12-509
- 406 27. Population of Cities in Bangladesh 2024. [cited 26 Jun 2024]. Available:  
407 <https://worldpopulationreview.com/countries/cities/bangladesh>
- 408 28. Mihretie GN, Liyeh TM, Ayele AD, Belay HG, Yimer TS, Miskr AD, et al. Female  
409 adolescents' knowledge and acceptability of human papillomavirus vaccine in Debre Tabor  
410 Town, Ethiopia: a cross-sectional study. *BMJ Open*. 2023;13: e061813.  
411 doi:10.1136/bmjopen-2022-061813
- 412 29. Lukumay GG, Mgopa LR, Mushy SE, Rosser BRS, Massae AF, Mkonyi E, et al.  
413 Community myths and misconceptions about sexual health in Tanzania: Stakeholders'  
414 views from a qualitative study in Dar es Salaam Tanzania. Hodges MH, editor. *PLoS ONE*.  
415 2023;18: e0264706. doi:10.1371/journal.pone.0264706
- 416 30. Latifnejad Roudsari R, Javadnoori M, Hasanpour M, Hazavehei SMM, Taghipour A.  
417 Socio-cultural challenges to sexual health education for female adolescents in Iran. *Iran J*  
418 *Reprod Med*. 2013;11: 101–110.



- 419 31. Chen X, Orom H, Hay JL, Waters EA, Schofield E, Li Y, et al. Differences in Rural and  
420 Urban Health Information Access and Use. *J Rural Health*. 2019;35: 405–417.  
421 doi:10.1111/jrh.12335
- 422 32. Bayati T, Dehghan A, Bonyadi F, Bazrafkan L. Investigating the effect of education on  
423 health literacy and its relation to health-promoting behaviors in health center. *J Educ Health*  
424 *Promot*. 2018;7: 127. doi:10.4103/jehp.jehp\_65\_18
- 425 33. Lechuga J, Swain G, Weinhardt LS. Perceived need of a parental decision aid for the HPV  
426 vaccine: content and format preferences. *Health Promot Pract*. 2012;13: 214–221.  
427 doi:10.1177/1524839910388622
- 428 34. Protheroe J, Nutbeam D, Rowlands G. Health literacy: a necessity for increasing  
429 participation in health care. *Br J Gen Pract*. 2009;59: 721–723.  
430 doi:10.3399/bjgp09X472584

431

432

433 *Table 1: Scale Reliability and Covariance for Knowledge and Attitude Statements*

Scale Type	Average inter-item Covariance	Number of Items	Scale Reliability Coefficient
<b>Knowledge Related statements</b>	0.0893693	8	0.8358
<b>Attitude Related statements</b>	0.2062145	8	0.8370

434

435 *Table 2: Demographic characteristics of the participants*

Characteristics	Frequency (N)	Percentage (%)
<b>Age group</b>		
20-30 y	65	16.01
31-40 y	215	52.96
41-50 y	114	28.08
Above 50 y	12	2.96
<b>Participant type</b>		
Parents	281	69.21
School Teacher	125	30.79
<b>Resident</b>		
Urban	201	49.51
Rural	205	50.49
<b>Education Level</b>		
No Education	55	13.55
Primary	64	15.76
Secondary	93	22.91
Higher	194	47.78
<b>Socio Economic Status</b>		
Lower Middle Income	204	50.25
Upper Middle Income	202	49.75

436

437 *Table 3: Distribution of Knowledge and Willingness Related Statement Among Respondents*

Statements	Freq.	Percent
<b>Knowledge Related</b>		
<b>Multiple sexual partners increase HPV infection risk</b>		
No	159	39.16
Yes	247	60.84
<b>Early sexual activity increases HPV infection risk</b>		
No	330	81.28
Yes	76	18.72
<b>Smoking increases HPV infection risk</b>		
No	202	49.75
Yes	204	50.25
<b>Sexual contact is the primary HPV transmission route</b>		
No	219	53.94
Yes	187	46.06
<b>HPV infection is the primary cause of cervical carcinoma</b>		
No	260	64.04
Yes	146	35.96
<b>HPV can be transmitted without symptoms</b>		
No	269	66.26

Yes	137	33.74
<b>HPV vaccine before sex prevents cervical carcinoma</b>		
No	182	44.83
Yes	224	55.17
<b>The recommended age for the HPV vaccine is 9-14 years</b>		
No	235	57.88
Yes	171	42.12
<b>Willingness Related</b>		
<b>I believe having one sexual partner protects from HPV</b>		
Strongly Disagree	10	2.46
Disagree	14	3.45
Neutral	56	13.79
Agree	190	46.80
Strongly Agree	136	33.50
<b>I support providing HPV vaccine education in schools</b>		
Strongly Disagree	1	0.25
Disagree	11	2.71
Neutral	19	4.68
Agree	133	32.76
Strongly Agree	242	59.61
<b>I consider cervical cancer a significant issue for women</b>		
Strongly Disagree	1	0.25
Disagree	2	0.49
Neutral	14	3.45
Agree	140	34.48
Strongly Agree	249	61.33
<b>I believe cervical cancer can cause death</b>		
Strongly Disagree	2	0.49
Disagree	5	1.23
Neutral	10	2.46
Agree	154	37.93
Strongly Agree	235	57.88
<b>I think men's involvement is important for prevention</b>		
Strongly Disagree	1	0.25
Disagree	10	2.46
Neutral	43	10.59
Agree	169	41.63
Strongly Agree	183	45.07
<b>support girls getting the HPV vaccine before their first sex</b>		
Strongly Disagree	2	0.49
Disagree	7	1.72
Neutral	48	11.82
Agree	199	49.01
Strongly Agree	150	36.95
<b>I believe HPV vaccine information is necessary for adolescents</b>		
Strongly Disagree	0	0.00
Disagree	4	0.99
Neutral	10	2.46
Agree	187	46.06
Strongly Agree	205	50.49
<b>I agree that the HPV vaccine prevents cervical cancer</b>		
Strongly Disagree	3	0.74
Disagree	5	1.23
Neutral	32	7.88
Agree	196	48.28
Strongly Agree	170	41.87

439

440 *Table 4: Reproductive Health Factors vs. Human Papillomavirus Vaccine Awareness Among Participants*

Characteristics	Response	Frequency	Percent
<b>Heard about Cervical Cancer</b>	Yes	293	72.17
	No	113	27.83
<b>History of Cervical Cancer</b>	No	359	88.42
	Yes	47	11.58
<b>History of Sexual Activity</b>	No	374	92.12
	Yes	32	7.88
<b>Fear of Sexual Transmission</b>	No	272	67.00
	Yes	134	33.00
<b>Taken HPV Vaccine</b>	No	286	70.44
	Yes	120	29.56

441 *Table 5: Association between Knowledge and Willingness Levels across Demographic Characteristics*

Characteristics	Good Knowledge N (%)	X <sup>2</sup> Value	P-value	Have Willingness N (%)	X <sup>2</sup> Value	P-value
<b>Age Group</b>		10.721	0.013 <sup>ψ</sup>		4.461	0.216
20-30 y	15 (10.27)			64 (16.04)		
31-40 y	73 (50.00)			213 (53.38)		
41-50 y	53 (36.30)			111 (27.82)		
Above 50 y	5 (3.42)			11 (2.76)		
<b>Participant Type</b>		7.287	0.007 <sup>ψψ</sup>		0.016	0.898
Parents	89 (60.96)			276 (69.17)		
School Teacher	57 (39.04)			123 (30.60)		
<b>Residence</b>		18.367	<0.001 <sup>ψψψ</sup>		1.369	0.242
Urban	93 (63.70)			196 (49.12)		
Rural	53 (36.30)			203 (50.88)		
<b>Education Level</b>		37.068	<0.001 <sup>ψψψ</sup>		2.959	0.398
No Education	4 (2.74)			53 (13.28)		
Primary	13 (8.90)			63 (15.79)		
Secondary	39 (26.71)			93 (23.31)		
Higher	90 (61.64)			190 (47.62)		
<b>Socioeconomic Status</b>		42.073	<0.001 <sup>ψψψ</sup>		1.338	0.247
Lower Middle Income	42 (28.77)			202 (50.63)		
Upper Middle Income	104 (71.23)			197 (49.37)		

442

443 Denote: (Chi<sup>2</sup> significance: <sup>ψ</sup> = p-value<0.05, <sup>ψψ</sup> = p-value=<0.01, <sup>ψψψ</sup> = p-value<0.001)

444

445 *Table 6: Demographic factors associated with the Knowledge level*

Characteristics	AOR	St. Error	[95% Conf. Interval]
<b>Age Group</b>			
20-30 y	Ref		
31-40 y	1.598	0.602	0.763 - 3.346
41-50 y	1.615	0.649	0.735 - 3.549
Above 50 y	2.548	1.883	0.598 - 10.847
<b>Participant Type</b>			

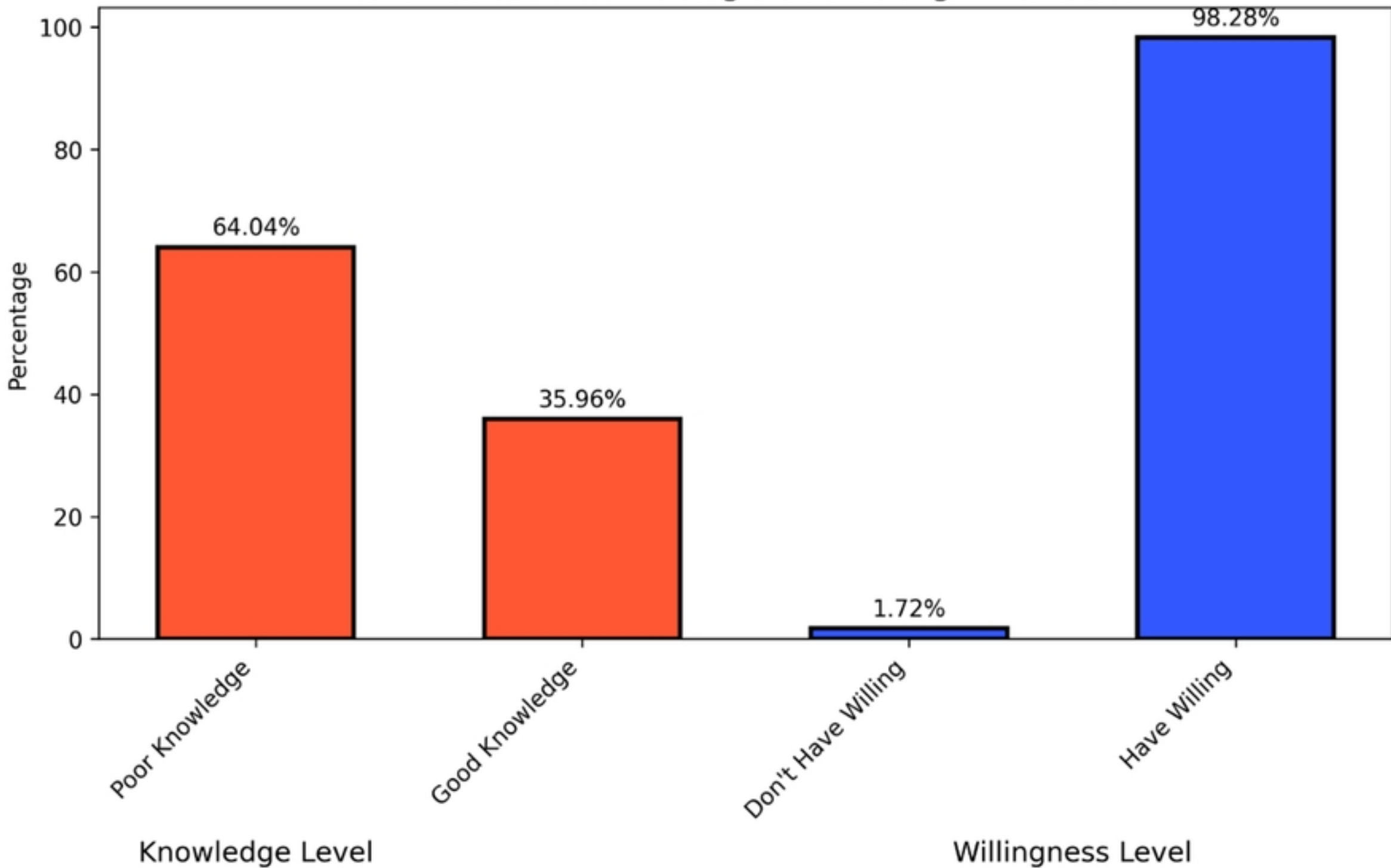
<i>Parents</i>	Ref		
<i>School Teachers</i>	1.278	0.396	0.697 - 2.344
<b><i>Residence</i></b>			
<i>Urban</i>	Ref		
<i>Rural</i>	0.674	0.180	0.400 - 1.138
<b><i>Education Level</i></b>			
<i>No Education</i>	Ref		
<i>Primary</i>	3.306*	2.032	0.991 - 11.030
<i>Secondary</i>	8.806***	5.186	2.776 - 27.928
<i>Higher</i>	5.059***	3.082	1.533 - 16.698
<b><i>Monthly Income</i></b>			
<i>Lower Middle Income</i>	Ref		
<i>Upper Middle Income</i>	3.038***	0.838	1.769 - 5.217

446

447 Denote: (P-value indication: \* = P-value<0.05, \*\* = P-value=<0.01, \*\*\* = P-value<0.001, AOR=adjusted odds ratio)

448

Prevalence of Knowledge and Willingness Levels



Figure