

Adversity, fasting insulin, and executive function

19 **Abstract**

20 **Background:** Early life adversity (ELA) is associated with altered insulin signaling and altered
21 EF behaviors, in a potentially sex-specific manner. Considering the high co-morbidity between
22 altered metabolism and executive function (EF) problems, we hypothesized that the genetic
23 background associated with altered fasting insulin (FI) and EF could be shared. **Methods:** Our
24 study used conjunctural false discovery rate (ConjFDR) to identify the shared genetic
25 architecture between FI and two EFs: impulsivity and attention deficit-hyperactivity disorder
26 (ADHD). We identified the polygenic risk score (PRS) threshold from a FI genome-wide
27 association study (GWAS) that best predicted insulin levels in male and female ALSPAC
28 children [$N_{\text{males}}=1,901$, $N_{\text{females}}=1,834$; $p_{\text{t-intial-males}}= 0.05$ (11,121 SNPs), $p_{\text{t-intial-females}}= 0.15$
29 (27,202 SNPs)], further refining it to only include SNPs significantly associated with insulin
30 levels in children [$N_{\text{SNP-males}}= 635$ SNPs, $N_{\text{SNP-females}} = 1,449$ SNPs]. A phenome-wide association
31 study (PheWAS) was also run to identify EFs associated with the interaction between the refined
32 PRS (rPRS) and early adversity. To investigate the presence of a direct causal relationship
33 between FI and impulsivity in the presence of adversity, we applied mendelian randomization
34 (MR). **Results:** ConjFDR suggested that environmental factors could be involved in the
35 association between insulin and EFs, as there was no shared genetic background. PheWAS
36 highlighted impulsivity and attention-related outcomes in interaction models between FI rPRS
37 and early adversity. Finally, two-sample MR suggested a causal association between higher
38 fasting insulin levels and impulsive behavior, specifically in females exposed to adversity ($p <$
39 0.001). Overall, a sex-specific impulsivity GWAS demonstrated that *MYT1L* and *TSSCI*, genes
40 that are associated with motor impulsivity, were enriched only in females. **Conclusions:** Our
41 study solidifies the evidence that the relationship between high FI and EF is not direct, but rather

Adversity, fasting insulin, and executive function

42 interacting with ELA exposure, especially in females. **Keywords:** early life adversity, fasting
43 insulin, executive functions, impulsivity, genetic correlation, mendelian randomization, sex-
44 specific impulsivity GWAS

45

46 **Introduction**

47 Exposure to ELA is a developmental risk factor associated with metabolic and psychiatric
48 phenotypes. ELA leads to alterations in responsivity to stress and alters insulin sensitivity at
49 different ages. Childhood adversity and adult stress exposures have been linked to diabetes and
50 altered glucose regulation, and chronic adulthood stress has been associated with glucose
51 intolerance and metabolic syndrome (Pyykkönen *et al*, 2010). These findings emphasize that
52 ELA impacts insulin regulation and function, making it an important node to investigate.

53 Insulin is a hormone involved in metabolism regulation in animals, and a neuroregulatory
54 peptide in the central nervous system, including the prefrontal cortex (PFC) (Ghasemi *et al*,
55 2013). In PFC, insulin modulates the development and expression of different executive function
56 (EF) behaviors (Kullmann *et al*, 2016), such as attention, inhibitory control, and working
57 memory. Insulin reduces activity in the prefrontal areas that control behaviors like the inhibitory
58 control of eating (Heni *et al*, 2015). In Alzheimer's patients, insulin dysregulation has been
59 linked to learning deficits and memory formation impairments (Zhao and Alkon, 2001).

60 A recent study demonstrated that metabolic syndrome and IR were associated with poorer
61 executive performance in women (Schuur *et al*, 2010), suggesting that insulin could be related to
62 EF in a sex-specific manner. Co-morbidity between metabolic and psychiatric diseases has been
63 established, and, interestingly, among adults with ADHD, there is a 18.7% higher prevalence of
64 type 2 diabetes in males compared to females (Chen *et al*, 2018).

Adversity, fasting insulin, and executive function

65 We have previously reported (Batra *et al*, 2021) that a polygenic risk score associated
66 with higher FI interacts with ELA to predict the development of inhibitory control in children at
67 36 months. This reinforced the idea that insulin may moderate the effects of ELA on EF.
68 However, as the effects of ELA are often sex-specific (Barbieri *et al*, 2009b; Honeycutt *et al*,
69 2020), a better understanding of sex-specific relationships between ELA, insulin, and the
70 development of EF is needed. Our hypotheses for the current study are 1) the genetic
71 backgrounds associated with high FI and EF share a polygenic architecture; 2) if (1) is rejected,
72 models including the interaction term between the genetic background associated with high FI
73 and childhood adversity exposure could show association with EF across lifespan; 3) if (2) shows
74 significance results, there may be a causal relationship between FI levels and impulsivity in the
75 presence of adversity, which we will inspect through mendelian randomization (MR).

76 **Methods**

77 **Investigating the shared genetic background between higher fasting insulin and altered** 78 **executive function phenotypes (impulsivity and ADHD)**

79 GWASs

80 We obtained complete FI GWAS results in the form of summary statistics p-value from the
81 Meta-Analyses of Glucose and Insulin-related traits Consortium (Lagou *et al*, 2021) (*Refer to*
82 *Supplementals*). ADHD GWAS was obtained from sex-specific meta-analyses of case-control
83 ADHD by the Psychiatric Genomics Consortium and the Lundbeck Foundation Initiative for
84 Integrative Psychiatric Research (Kettunen *et al*, 2016) (*Refer to Supplementals*) As the sex-
85 specific impulsivity GWAS was not available in the literature, we performed this GWAS using
86 the UK Biobank data (*Refer to Supplementals*).

87 Conditional/conjunctive FDR

Adversity, fasting insulin, and executive function

88 Analyses applied here used false discovery rate (FDR) methods previously established by
89 Andreassen et al (Andreassen *et al*, 2013b). To evaluate the cross-phenotype polygenic
90 architecture, we produced conditional quantile-quantile (Q-Q) plots. The plots condition FI on
91 impulsivity or ADHD, and vice versa, plotting observed p-values against theoretical quantiles
92 under no association. A straight null line indicates no association, whereas deviation indicates
93 systematic association. Each Q-Q plot displays SNP p-values of trait 1, conditional on varying
94 associations with trait 2, which allows us to determine a presence of a shared polygenic
95 architecture between the traits.

96 To identify shared loci between FI and impulsivity or ADHD, we applied the conditional
97 FDR (condFDR) and conjunctive FDR (conjFDR) methods (Andreassen *et al*, 2013a;
98 Andreassen *et al*, 2014) (Note: both methods assume the p-values for that SNP in both the
99 primary and the conditional traits are lower than the observed p-values). CondFDR employs
100 genetic association summary statistics from a trait of interest (FI) together with those of a
101 conditional trait (impulsivity or ADHD) to estimate the posterior probability that a SNP has no
102 association with the primary trait. This method identifies loci associated with the primary trait by
103 using associations with the conditional traits. The conjFDR statistic is the maximum of the 2
104 mutual condFDR values and is a conservative estimate of the posterior probability that a SNP
105 has no association with either trait. Using conjFDR helps identify loci which are associated with
106 both traits. A conservative FDR level of 0.01 per pairwise comparison was set for
107 condFDR/conjFDR, corresponding to a false positive rate of 1 in 100 reported associations.
108 More details can be found in the original and subsequent publications (Andreassen *et al*, 2013a;
109 Andreassen *et al*, 2014; Andreassen *et al*, 2013b; O’Connell *et al*, 2020).

Adversity, fasting insulin, and executive function

110 **Investigating the interactive effects between polygenic scores for higher fasting insulin and** 111 **childhood adversity on altered executive function phenotypes in a sex-specific manner**

112 Participants

113 We used data from five prospective birth cohorts: 1) Avon Longitudinal Study of Parents
114 and Children (ALSPAC) (Boyd *et al*, 2013; Fraser *et al*, 2013); 2) Maternal Adversity,
115 Vulnerability, and Neurodevelopment (MAVAN) (O'Donnell *et al*, 2014); 3) Growing Up in
116 Singapore Towards healthy Outcomes (GUSTO) (Soh *et al*, 2014); 4) Adolescent Brain
117 Cognitive Development SM Study (ABCD®) (Jernigan *et al*, 2018); and 5) UK Biobank (UKB)
118 (Sudlow *et al*, 2015) to analyze the gene by environment interaction effects on EF outcomes.
119 Details about recruitment, inclusion criteria for this study and genotyping information on the
120 cohorts can be found in supplementary materials.

121 *The Avon Longitudinal Study of Parents and Children (ALSPAC)* (Northstone *et al*,
122 2019): For our analysis, we included children of 8.5 and 9.5 years old (individuals with
123 peripheral insulin levels data), whose mothers had a pregnancy duration between 37 and 42
124 weeks, a maternal age at delivery greater than 18 years, a child birthweight greater than 2 kg,
125 child alive at 1 year of age. We only included singleton pregnancies in the analysis. There were
126 1,901 males and 1,834 females with complete data available for the analyses. Ethics approval for
127 the study was obtained from the ALSPAC Ethics and Law Committee and the local research
128 ethics committees (a full list of the ethics committees that approved different aspects of the
129 ALSPAC studies is available at <http://www.bristol.ac.uk/alspac/researchers/research-ethics/>).
130 Data were collected during clinic visits or with postal questionnaires. Informed consent for the
131 use of data collected via questionnaires and clinics was obtained from participants following the
132 recommendations of the ALSPAC Ethics and Law Committee at the time.

Adversity, fasting insulin, and executive function

133 *Maternal Adversity, Vulnerability, and Neurodevelopment (MAVAN) Project* (O'Donnell
134 *et al*, 2014): After applying the exclusion criteria, 161 subjects had complete data on the relevant
135 predictors, as described in *supplementary Figure S7*. Approval for the MAVAN project was
136 obtained by the ethics committees and university affiliates (McGill University and Université de
137 Montréal, the Royal Victoria Hospital, Jewish General Hospital, Centre hospitalier de
138 l'Université de Montréal and Hôpital Maisonneuve-Rosemount) and St. Joseph's Hospital and
139 McMaster University, Hamilton, Ontario, Canada. Informed consent was obtained from all
140 participants.

141 *Growing Up in Singapore Towards healthy Outcomes (GUSTO)* (Soh *et al*, 2014)
142 prospective cohort: Study sample was selected based on data availability for each analysis. There
143 were 466 subjects with complete data on the predictors used within this study available for the
144 analyses, as described in *supplementary Figure S7*. This study was approved by the National
145 University Hospital and KK Women's and Children's Hospital, National Healthcare Group
146 Domain Specific Review Board (NHG DSRB Ref D/09/021) and Sing Health Centralized
147 Institutional Review Board (CIRB Ref 2018/2767). Written informed consent was obtained from
148 mothers and their children.

149 *Adolescent Brain Cognitive DevelopmentSM Study (ABCD®)* (Jernigan *et al*, 2018):
150 There were 7,655 subjects with complete data available for the analyses, as described in
151 *supplementary Figure S7*. The institutional review board of the University of California, San
152 Diego centralized the approval for data collection. The study sites where data were collected also
153 obtained approval from their local institutional review boards. All parents gave written informed
154 consent and children verbal assent.

Adversity, fasting insulin, and executive function

155 *UK Biobank (UKB)* (Sudlow *et al*, 2015): Of the total 502,543 participants in this cohort,
156 71,036 subjects had complete data on the predictors used within this study available for the
157 analyses, as described in *supplementary Figure S7*. This research was conducted using the UK
158 Biobank Resource under Application Number 41975. Approval for the UK Biobank was
159 obtained by the North West Multicentre Research 580 Ethics Committee (REC reference
160 11/NW/0382; <http://www.ukbiobank.ac.uk/ethics/>), the National Information Governance Board
161 for Health and Social Care and the Community Health Index Advisory Group. Informed consent
162 was obtained from all participants.

163 *Refined Polygenic Risk Scores (rPRS)*

164 We sought to identify the optimal high FI PRS threshold to predict FI levels in children
165 from the ALSPAC cohort, in a sex-specific manner (using a sex-specific FI GWAS). We used
166 the refined-PRS (rPRS) method described in our previous study (Batra *et al*, 2021). The rPRS
167 was subsequently applied in four separate cohorts, analyzing males and females separately, to
168 examine how the interaction between higher FI rPRS and ELA impacts EF behaviors across
169 different age groups.

170 *ALSPAC*: FI PRSs were calculated using FI GWASs separately for males and females
171 ($N_{\text{males}} = 47,806$, $N_{\text{females}} = 50,404$) from the Meta-Analyses of Glucose and Insulin-related traits
172 Consortium PRSs were calculated at 100 different p-value thresholds for each individual in the
173 ALSPAC cohort as a sum of the risk alleles count, weighted by the effect size described in the
174 GWAS for each SNP. We then utilized Generalized Estimating Equations (GEE) analysis to
175 identify the threshold of PRS at which the model predicting peripheral insulin levels in children
176 at age 8.5-9.5 years best fit to the data, separately in males and females. To further refine the
177 PRS, a process explained in Batra *et al* (Batra *et al*, 2021), we ran a GEE analysis for each SNP

Adversity, fasting insulin, and executive function

178 within the identified PRS threshold to identify which SNPs were significantly associated with
179 peripheral insulin levels separately for males and females [$N_{\text{SNP males}} = 635$ SNPs, $N_{\text{SNP females}} =$
180 1,449 SNPs] (*Refer to Supplementals*).

181 *MAVAN, GUSTO, ABCD, and UKB*: The SNPs we discovered to associate with
182 peripheral insulin levels in the ALSPAC cohort were used to construct a rPRS in these four
183 cohorts. Because the SNPs were selected in a refinement process of a PRS that was created
184 through conventional means, we refer to this PRS as the refined PRS. The rPRS was calculated
185 similarly to the PRS scores in ALSPAC, as a weighted sum of 635 SNPs for males and 1,449
186 SNPs for females.

187 Early Life Adversity

188 To inspect the interaction effect between the PRS and early life adversity, we calculated
189 adversity exposure using a cumulative score involving different environmental variables for each
190 individual in the cohorts as described by Silveira et al. (Silveira *et al*, 2017). Details on the
191 components of the scores can be found in supplementary materials.

192 Executive Function Behavioral Outcomes

193 To inspect the interaction effect of the PRS and early life adversity on EF, we used all the
194 EF behaviors with available data for each cohort. The MAVAN cohort outcomes consisted of EF
195 behavior data from the Bayley Scales of Infant Development II (Balasundaram and Avulakunta,
196 2021), Child Behavior Checklist (CBCL) (Achenbach and Edelbrock, 1991), School Readiness
197 Test Battery (Gan *et al*, 2016), Dominique Questionnaire (Kuijpers *et al*, 2013), Strengths and
198 Difficulties Questionnaire (SDQ) (Bøe *et al*, 2016), Cambridge Neuropsychological Test
199 Automated Battery (CANTAB) Intra and Extradimensional shift (IED), and Information
200 Sampling Task (IST) (Sahakian and Owen, 1992). The GUSTO cohort outcomes consisted of EF

Adversity, fasting insulin, and executive function

201 behaviors data from Bayley Scales of Infant Development II (Balasundaram *et al*, 2021), Child
202 Behavior Checklist (CBCL) (Achenbach *et al*, 1991), Stop Signal Task (SST) (Chikazoe *et al*,
203 2009), Snack Delay Task (Silveira *et al*, 2012), Sticker Delay Task (Silveira *et al*, 2018). The
204 ABCD cohort outcomes consisted of EF behaviors data from the Child Behavior Checklist
205 (Achenbach *et al*, 1991), Brief Problem Monitor (BPM) assessment (Achenbach *et al*, 2011), and
206 UPPS-P Impulsive Behavior Scale (Cyders, 2013). The ABCD Study data repository grows and
207 changes over time. The ABCD Study data used in this report came
208 from <https://dx.doi.org/10.15154/1503209>. The UKB cohort analysis consisted of psychiatric
209 outcomes related to EF outcomes.

210 *Interaction PheWAS*

211 We performed a linear regression (for continuous outcomes) and logistic regression (for
212 binary outcomes) analyses for each PheWAS to investigate the interaction effect between the
213 rPRS for FI and postnatal adversity exposure on each EF behavior separately in males and
214 females in MAVAN, GUSTO, ABCD, and UKB, adjusted by population stratification PCs, age
215 and other covariates if they were found to be significantly different between low/high PRS
216 groups (as presented in *Tables 1-4*). We also used GEE if an outcome was measured several
217 times. Details on the EF behaviors analyzed for each cohort can be found in supplementary
218 materials.

219 *Enrichment Analysis*

220 Enrichment analyses for gene ontologies were performed using MetaCoreTM (Clarivate
221 Analytics) on the SNPs that compose the FI rPRS for males and females separately. Furthermore,
222 gene-based enrichment analyses were performed in FUMA (<https://fuma.ctglab.nl/>) (Aguet *et al*,

Adversity, fasting insulin, and executive function

223 2019; MacArthur *et al*, 2017; Watanabe *et al*, 2017) after mapping the SNPs composing the FI
224 rPRS to genes with the biomaRt package in R (Durinck *et al*, 2005; Durinck *et al*, 2009).

225 **Investigating the causal relationship between high fasting insulin and altered executive**
226 **functions according to early adversity exposure in a sex-specific manner**

227 *Two-Sample Mendelian Randomization Analyses*

228 Two-sample MR analyses were performed using R (Durinck *et al*, 2005; Durinck *et al*,
229 2009) and the TwoSampleMR package (Hemani *et al*, 2018b). Exposure and outcome GWAS
230 summary statistics were harmonized as described within the package. To assess horizontal
231 pleiotropy (i.e., an association of the genetic instrument with the outcome independent of the
232 exposure), we used the MR-Egger estimation for genetic instruments. When the pleiotropy
233 assumption was not met, we used a different statistical method robust to pleiotropy: MR
234 pleiotropy residual sum and outlier (MR-PRESSO). MR-PRESSO is able to identify outliers
235 with potential horizontal pleiotropy when using multiple genetic variants as an instrument and
236 provides a corrected estimate after removing these outliers (Zhao and Schooling, 2021). We first
237 performed fixed-effects meta-analysis of genetic instruments using inverse-variance weighting
238 (IVW) (Hemani *et al*, 2018a). Standard errors were computed with the Wald estimator and delta
239 weighting to account for uncertainty in genetic association with the exposure. Then, to assess the
240 robustness of our findings, we performed a simple median MR and weighted median MR. Since
241 we were interested in inspecting the interaction effect between FI and adversity exposure on
242 impulsivity, we separate analysis on males and females: 1) two-sample MR between the FI
243 GWAS and an impulsivity GWAS constructed with data from individuals exposed to adversity;
244 2) two-sample MR between the FI GWAS and an impulsivity GWAS constructed with data from
245 individuals that were not exposed to adversity.

246 **Results**

247 **Investigating the shared genetic background between higher fasting insulin and altered**
248 **executive function phenotypes (impulsivity and ADHD)**

249 The conditional Q-Q plots did not show enrichment for FI given impulsivity or ADHD as
250 evident in *supplementary Figure S8*. The blue lines in *supplementary Figure S8* are drawn using
251 the FI GWAS including all the SNPs regardless of their association with impulsivity or ADHD.
252 An increasingly leftward deflection from the dashed line of no association was not observed
253 when SNPs with stronger association with impulsivity and ADHD were plotted. To provide a list
254 of shared loci between FI and impulsivity or ADHD, we performed conjFDR analyses where we
255 found no SNPs in common between the genetic datasets.

256 Summary statistics for the sex-specific impulsivity GWAS generated in this study can be
257 found at https://github.com/SilveiraLab/Sex-Specific_Impulsivity_GWAS. A brief description of
258 the findings from this GWAS can be found in the Supplementals (*Figures S1, S2, S3, S4, S5, and*
259 *S6*).

260 **Investigating the interactive effects between polygenic risk scores for higher fasting insulin**
261 **and childhood adversity on altered executive function phenotypes in a sex-specific manner**

262 Baseline comparisons between low and high PRS groups were performed in all four
263 cohorts. In the MAVAN cohort, the only main confounding variable that was significantly
264 different between low and high PRS was birth weight in males ($p = 0.034$) (*Table 1*). In the
265 GUSTO cohort, ethnicity in females ($p = 0.016$) was significantly different between the low and
266 high PRS as shown in *Table 2*. In the ABCD cohort, household income in females ($p < 0.001$),
267 was significantly different between low and high PRS (*Table 3*). In the UKB cohort, there were
268 no significantly different confounding variables between low and high PRS (*Table 4*).

Adversity, fasting insulin, and executive function

269 *PheWAS Analysis*

270 We performed linear and logistic regression analyses to investigate the interaction
271 between rPRS for FI and postnatal adversity exposure on EF behavior separately in males and
272 females across MAVAN, GUSTO, ABCD, and UKB cohort. Analyses were adjusted by
273 population stratification PCs, age, and other covariates if they were found to be significantly
274 different between low/high PRS groups (*Tables 1- 4*). Significant interaction effects, presented
275 by nominal p-values in each cohort, are highlighted in *Figure 1*. None of the outcomes remained
276 significantly were associated after adjusting for multiple testing. Results for the enrichment
277 analyses can be found in supplementary materials.

278 **Investigating the interactive effects between polygenic scores for higher fasting insulin and** 279 **childhood adversity on altered executive function phenotypes in a sex-specific manner**

280 Mendelian randomization analyses tested potential causal associations between FI and
281 impulsivity. Before running two-sample MR, we used the MR Egger intercept test to verify
282 horizontal pleiotropy. Test results did not reject the hypothesis of horizontal pleiotropy in males
283 exposed to adversity (intercept = -0.00008; standard error = 0.00002; $p < 0.001$), in males not
284 exposed to adversity (intercept = 0.00009; standard error = 0.00001; $p < 0.001$), and in females
285 not exposed to adversity (intercept = 0.00004; standard error = 0.00001; $p = 0.001$). Using MR-
286 PRESSO, we identified and remove outliers in those three cases and performed MR Egger again.
287 The test could not significantly deny the presence of horizontal pleiotropy in males exposed to
288 adversity (intercept = -0.0001; standard error = 0.00002; $p < 0.001$), in males not exposed to
289 adversity (intercept = 0.00008; standard error = 0.00001; $p < 0.001$), and in females not exposed
290 to adversity (intercept = 0.00003; standard error = 0.00001; $p = 0.017$).

Adversity, fasting insulin, and executive function

291 Interestingly, the MR Egger intercept test suggested no horizontal pleiotropy in females
292 exposed to adversity (intercept = -0.000006; standard error = 0.00002; $p = 0.766$). Therefore,
293 two-sample MR analysis was used to inspect the potential causal association between FI and
294 impulsivity in females exposed to adversity. All MR methods resulted in a significant association
295 between the exposure FI and the outcome impulsivity in females exposed to adversity [IVW $p <$
296 0.001 , IVW $\beta = -0.028$, IVW 95% CI: -0.032 to -0.023; Simple Median $p < 0.001$, Simple
297 Median $\beta = -0.035$, Simple Median 95% CI: -0.042 to -0.029; Weighted Median $p < 0.001$,
298 Weighted Median $\beta = -0.022$, Weighted Median 95% CI: -0.029 to -0.015].

299 **Discussion**

300 This study aimed to investigate if FI had a moderating effect on the association between
301 ELA and altered EF in a sex-specific manner, and whether there was a causal relationship
302 between FI and altered EF according to adversity exposure.

303 Previous work from our lab showed that a mesocorticolimbic-specific expression based
304 PRS of insulin receptor (IR-ePRS) was associated with childhood impulsivity in males (Dass *et*
305 *al*, 2019). Based on these findings, we expected that insulin and impulsivity would share genetic
306 architecture. However, our study could not confirm this neither in males nor females. CondFDR
307 findings did not indicate a shared genetic architecture between FI and impulsivity, an EF
308 previously associated with the interaction between high FI levels and ELA in (Batra *et al*, 2021),
309 nor between FI and ADHD, a disorder in which impulsivity is a symptom (Kenemans *et al*,
310 2005). The lack of shared genetic architecture suggests there may be factor interacting with FI
311 (e.g. ELA) resulting in altered EF behaviors. These findings led us to investigate the interaction
312 between FI and ELA on EF behaviors, including a broad range of outcomes.

Adversity, fasting insulin, and executive function

313 We demonstrated that the calculation of a rPRS, consisting of SNPs most highly
314 associated with peripheral insulin levels in children and representing the risk for high FI levels
315 early in life, can be derived from the GWAS of FI in adults (Batra *et al*, 2021). Insulin resistance
316 has been shown to be associated with childhood social relationship problems (Gangel *et al*,
317 2020), and these may also affect EF development, as observed in our results. Since conduct
318 problems often occur with ADHD (Faraone, 2000) and heritability has been established in
319 molecular genetic studies between both traits (Holmes *et al*, 2002), it made sense that we
320 observed a significant interaction effects on conduct problems and rule breaking behavior in
321 GUSTO females. While in MAVAN, GUSTO, and ABCD, attention and impulsivity traits were
322 being highlighted through this interaction effect using different measures, in the UKB, the
323 significant interaction effect was seen on psychiatric outcomes, such as addiction to alcohol in
324 males and depression in females. The significant outcomes in the UKB show a trend from
325 childhood to adulthood because impulsivity and attention related problems map to addiction
326 (Kreek *et al*, 2005) and depression (Granö *et al*, 2007) in adulthood. Additionally, internalizing
327 problems are significantly associated with symptoms of anxiety and depression (Pedersen *et al*,
328 2021), confirming results that we saw as early as adolescence in ABCD females.

329 Although none of these interaction effects were significant after adjusting for multiple
330 testing, the trend is present throughout development in both males and females during childhood,
331 as evident through MAVAN and GUSTO. However, in adolescence, this association becomes
332 only significant in females in the ABCD cohort. This may be explained by males exhibiting
333 higher insulin sensitivity at this age, serving as a metabolic corrector (Hoffman *et al*, 2000).
334 When examined in adults, both analyses in males and females showed significant interaction
335 between FI and ELA on psychiatric outcomes, thereby reaffirming the trend of insulin

Adversity, fasting insulin, and executive function

336 functioning's association with cognitive functions (Ma *et al*, 2015) in childhood, which has been
337 shown in literature and in our studies.

338 The gene ontology enrichment analyses, done through MetaCoreTM, showed that the
339 SNPs composing the FI rPRS are associated with nervous system development. Some of the
340 enriched processes should be highlighted, such as dopamine D2 receptor transactivation in males
341 as the dopamine system has been linked to impulsive behavior in animal models and human
342 studies (Dalley and Roiser, 2012; van Gaalen *et al*, 2006). This finding suggests a potential
343 neurodevelopment pathway to support the relationship between the genetic background linked to
344 insulin, ELA, and dopamine. For example, in previous animal studies from our lab, rats who
345 have experienced ELA display displayed dopamine release in response to palatable food, an
346 effect which is reverted by insulin administration (Laureano *et al*, 2019). These findings
347 highlight that the relationship between ELA and dopamine is moderated by insulin. Further,
348 enrichment analyses in FUMA revealed that the genes, to which the SNPs composing the FI
349 rPRS map to, were significantly enriched for cognition and ADHD in both males and females for
350 several GWASs, , and for impulsivity in females. These findings align with our executive
351 function results from the interaction analysis.

352 MR is a powerful tool as it uses Mendel's law to assess the potential causal association
353 between two traits through a naturally occurring randomized clinical trial (Kappelmann *et al*,
354 2021). In our study, MR showed significant associations between FI and impulsivity in females
355 exposed to adversity. In all other cases, the Egger test and the MR-PRESSO test failed to
356 significantly deny the presence of horizontal pleiotropy. In other words, there may be causal
357 association between FI and impulsivity in those cases, but MR could not be used to determine its
358 presence. These results are consistent with previous studies from our lab where ELA has

Adversity, fasting insulin, and executive function

359 specifically affected female behavior. Barbieri et al (Barbieri *et al*, 2009a) showed that women
360 born with severe intrauterine growth (IUGR) displayed a preference for carbohydrates in
361 adulthood compared to those born with normal birth weight, without effects in men (Barbieri *et*
362 *al*, 2009a). IUGR has been associated with metabolic stress which can result in altered appetite
363 regulation. Appetite regulation involves the EF inhibition of impulsive behaviors (Gluck *et al*,
364 2017) explaining the results from Barbieri et al in the context of our study. A similar effect was
365 observed in another study performed by our lab, whereby IUGR girls demonstrated increased
366 impulsivity in the Snack delay task, while there were no effects of IUGR in boys (Silveira *et al*,
367 2012). Rodent studies done on the topic also demonstrate that ELA leads to learning impairments
368 in female rats, and prepubertal stress leads to compulsive behavior in female rats, an effect that is
369 not observed in males. (Brydges *et al*, 2015). Overall, we can conclude that there is a causal
370 association between insulin and impulsivity in the context of adversity in females. Additional
371 investigations are needed to exclude the possibility of this causal relationship existing in males.

372 **Conclusion**

373 In conclusion, our current findings offer evidence for how FI moderates the long-term effects of
374 ELA on altered EF, specifically impulsivity and attention, in males and females throughout
375 development. High FI also appears to be causally associated with increased impulsivity in
376 females exposed to adversity. This study is impactful in highlighting the mechanisms by which
377 insulin moderated the effects of ELA on EF disorders, and it provides insights into potential
378 mitigating interventions.

379

380 **Acknowledgements**

Adversity, fasting insulin, and executive function

381 We are extremely grateful to the families who took part in this study, the midwives for their help
382 in recruiting them, and the entire ALSPAC team, including interviewers, computer and
383 laboratory technicians, clerical workers, research scientists, volunteers, managers, receptionists
384 and nurses.

385 This research was supported by: Canadian Institutes of Health Research (CIHR, PJT-
386 166066, PPS and IP), the JPB Foundation through a grant to the JPB Research Network on Toxic
387 Stress: A Project of the Center on the Developing Child at Harvard University, Fonds de
388 recherche du Québec - Santé (FRQS to AB and PPS), awarded for the project: Les variations de
389 la fonction de l'insuline modulent l'adversité au début de la vie sur les compartements liés à la
390 dopamine mésocorticolimbique. Finally, this research was also supported by an award from the
391 McGill-Douglas Max Planck Institute of Psychiatry International Collaborative Initiative in
392 Adversity and Mental Health, an international partnership funded by the Healthy Brains for
393 Healthy Lives initiative. The UK Medical Research Council and Wellcome (Grant ref:
394 217065/Z/19/Z) and the University of Bristol provide core support for ALSPAC. This
395 publication is the work of the authors and will serve as guarantors for the contents of this paper.
396 A comprehensive list of grants funding is available on the ALSPAC website
397 (<http://www.bristol.ac.uk/alspac/external/documents/grant-acknowledgements.pdf>); ALSPAC
398 GWAS data was generated by Sample Logistics and Genotyping Facilities at Wellcome Sanger
399 Institute and LabCorp (Laboratory Corporation of America) using support from 23andMe.

400 The authors declare no competing interest.

401

402 ***Correspondence:**

403 Patrícia Pelufo Silveira, MD, PhD, Department of Psychiatry, Faculty of Medicine and Health

Adversity, fasting insulin, and executive function

404 Sciences, McGill University. Douglas Hospital Research Centre, 6875 Boulevard LaSalle,

405 Montreal, QC, H4H 1R3, Canada. Phone: 514-761-6131 (ext.2776) Fax: 514-761-6131

406 Email: patricia.silveira@mcgill.ca

407

408

Key points

409

- Early life adversity is associated with alterations in insulin signaling and executive functioning behaviors.

410

- We report a causal association between high fasting insulin and increased impulsivity in females exposed to adversity.

411

- Our findings also support the idea that fasting insulin moderates the long-term effects of early life adversity on executive functions in females.

412

- This research provides insights into the mechanisms by which insulin moderates the effects of early life adversity on executive function disorders and informs the development of potential interventions.

Adversity, fasting insulin, and executive function

413 **References**

414 Achenbach TM, Edelbrock C (1991). Child behavior checklist. *Burlington (Vt)* **7**: 371-392.

415

416 Achenbach TM, McConaughy S, Ivanova M, Rescorla L (2011). Manual for the ASEBA brief
417 problem monitor (BPM). *Burlington, VT: ASEBA* **33**.

418

419 Aguet F, Barbeira AN, Bonazzola R, Jo B, Kasela S, Liang Y, *et al* (2019). The GTEx Consortium
420 Atlas of Genetic Regulatory Effects Across Human Tissues. *Science (New York, NY)* **369**(6509):

421 1318-1330.

422

423 Andreassen OA, Djurovic S, Thompson WK, Schork AJ, Kendler KS, O'Donovan MC, *et al* (2013a).

424 Improved detection of common variants associated with schizophrenia by leveraging pleiotropy
425 with cardiovascular-disease risk factors. *The American Journal of Human Genetics* **92**(2): 197-

426 209.

427

428 Andreassen OA, Thompson WK, Dale AM (2014). Boosting the power of schizophrenia genetics
429 by leveraging new statistical tools. *Schizophrenia bulletin* **40**(1): 13-17.

430

431 Andreassen OA, Thompson WK, Schork AJ, Ripke S, Mattingsdal M, Kelsoe JR, *et al* (2013b).

432 Improved detection of common variants associated with schizophrenia and bipolar disorder
433 using pleiotropy-informed conditional false discovery rate. *PLoS genetics* **9**(4): e1003455.

434

Adversity, fasting insulin, and executive function

435 Balasundaram P, Avulakunta ID (2021). Bayley scales of infant and toddler development.
436 *StatPearls [Internet]*. StatPearls Publishing.

437

438 Barbieri MA, Portella AK, Silveira PP, Bettiol H, Agranonik M, Silva AA, *et al* (2009a). Severe
439 intrauterine growth restriction is associated with higher spontaneous carbohydrate intake in
440 young women. *Pediatric research* **65**(2): 215-220.

441

442 Barbieri MA, Portella AK, Silveira PP, Bettiol H, Agranonik M, Silva AA, *et al* (2009b). Severe
443 intrauterine growth restriction is associated with higher spontaneous carbohydrate intake in
444 young women. *Pediatric research* **65**(2): 215-220.

445

446 Batra A, Chen LM, Wang Z, Parent C, Pokhvisneva I, Patel S, *et al* (2021). Early Life Adversity and
447 Polygenic Risk for High Fasting Insulin Are Associated With Childhood Impulsivity. *Frontiers in*
448 *neuroscience* **15**: 704785.

449

450 Bøe T, Hysing M, Skogen JC, Breivik K (2016). The Strengths and Difficulties Questionnaire
451 (SDQ): Factor structure and gender equivalence in Norwegian adolescents. *PloS one* **11**(5):
452 e0152202.

453

454 Boyd A, Golding J, Macleod J, Lawlor DA, Fraser A, Henderson J, *et al* (2013). Cohort Profile: The
455 'Children of the 90s'—The Index Offspring of the Avon Longitudinal Study of Parents and
456 Children. *Int J Epidemiol* **42**(1): 111-127.

Adversity, fasting insulin, and executive function

457

458 Brydges NM, Holmes MC, Harris AP, Cardinal RN, Hall J (2015). Early life stress produces
459 compulsive-like, but not impulsive, behavior in females. *Behavioral neuroscience* **129**(3): 300.

460

461 Chen Q, Hartman CA, Haavik J, Harro J, Klungsoyr K, Hegvik T-A, *et al* (2018). Common
462 psychiatric and metabolic comorbidity of adult attention-deficit/hyperactivity disorder: A
463 population-based cross-sectional study. *PloS one* **13**(9): e0204516.

464

465 Chikazoe J, Jimura K, Hirose S, Yamashita K-i, Miyashita Y, Konishi S (2009). Preparation to
466 inhibit a response complements response inhibition during performance of a stop-signal task.
467 *Journal of Neuroscience* **29**(50): 15870-15877.

468

469 Cyders MA (2013). Impulsivity and the sexes: Measurement and structural invariance of the
470 UPPS-P Impulsive Behavior Scale. *Assessment* **20**(1): 86-97.

471

472 Dalley JW, Roiser J (2012). Dopamine, Serotonin and Impulsivity. *Neuroscience* **215**: 42-58.

473

474 Dass SAH, McCracken K, Pokhvisneva I, Chen LM, Garg E, Nguyen TT, *et al* (2019). A Biologically-
475 Informed Polygenic Score Identifies Endophenotypes and Clinical Conditions Associated with
476 the Insulin Receptor Function on Specific Brain Regions. *E Bio Medicine* **42**: 188-202.

477

Adversity, fasting insulin, and executive function

478 Durinck S, Moreau Y, Kasprzyk A, Davis S, De Moor B, Brazma A, *et al* (2005). BioMart and
479 Bioconductor: A Powerful Link Between Biological Databases and Microarray Data Analysis.
480 *Bioinformatics* **21**(16): 3439-3440.

481
482 Durinck S, Spellman PT, Birney E, Huber W (2009). Mapping Identifiers for the Integration of
483 Genomic Datasets with the R/Bioconductor Package biomaRt. *Nat Protoc* **4**(8): 1184.

484
485 Faraone SV (2000). Genetics of childhood disorders: XX. ADHD, Part 4: is ADHD genetically
486 heterogeneous? *Journal of the American Academy of Child & Adolescent Psychiatry*.

487
488 Fraser A, Macdonald-Wallis C, Tilling K, Boyd A, Golding J, Davey Smith G, *et al* (2013). Cohort
489 Profile: the Avon Longitudinal Study of Parents and Children: ALSPAC Mothers Cohort. *Int J*
490 *Epidemiol* **42**(1): 97-110.

491
492 Gan Y, Meng L, Xie J (2016). Comparison of school readiness between rural and urban Chinese
493 preschool children. *Social Behavior and Personality: an international journal* **44**(9): 1429-1442.

494
495 Gangel MJ, Dollar J, Brown A, Keane S, Calkins SD, Shanahan L, *et al* (2020). Childhood social
496 preference and adolescent insulin resistance: Accounting for the indirect effects of obesity.
497 *Psychoneuroendocrinology* **113**: 104557.

498

Adversity, fasting insulin, and executive function

499 Ghasemi R, Haeri A, Dargahi L, Mohamed Z, Ahmadiani A (2013). Insulin in the Brain: Sources,
500 Localization and Functions. *Mol Neurobiol* **47**(1): 145-171.

501
502 Gluck ME, Viswanath P, Stinson EJ (2017). Obesity, appetite, and the prefrontal cortex. *Current*
503 *obesity reports* **6**(4): 380-388.

504
505 Granö N, Keltikangas-Järvinen L, Kouvonen A, Virtanen M, Elovainio M, Vahtera J, *et al* (2007).
506 Impulsivity as a predictor of newly diagnosed depression. *Scandinavian journal of psychology*
507 **48**(2): 173-179.

508
509 Hemani G, Bowden J, Davey Smith G (2018a). Evaluating the potential role of pleiotropy in
510 Mendelian randomization studies. *Human molecular genetics* **27**(R2): R195-R208.

511
512 Hemani G, Zheng J, Elsworth B, Wade KH, Haberland V, Baird D, *et al* (2018b). The MR-Base
513 platform supports systematic causal inference across the human phenome. *elife* **7**.

514
515 Heni M, Kullmann S, Preissl H, Fritsche A, Häring H-U (2015). Impaired Insulin Action in the
516 Human Brain: Causes and Metabolic Consequences. *Nat Rev Endocrinol* **11**(12): 701.

517
518 Hoffman RP, Vicini P, Sivitz WI, Cobelli C (2000). Pubertal adolescent male-female differences in
519 insulin sensitivity and glucose effectiveness determined by the one compartment minimal
520 model. *Pediatric research* **48**(3): 384-388.

Adversity, fasting insulin, and executive function

521

522 Holmes J, Payton A, Barrett J, Harrington R, McGuffin P, Owen M, *et al* (2002). Association of
523 DRD4 in children with ADHD and comorbid conduct problems. *American Journal of Medical*
524 *Genetics* **114**(2): 150-153.

525

526 Honeycutt JA, Demaestri C, Peterzell S, Silveri MM, Cai X, Kulkarni P, *et al* (2020). Altered
527 corticolimbic connectivity reveals sex-specific adolescent outcomes in a rat model of early life
528 adversity. *Elife* **9**.

529

530 Jernigan TL, Brown SA, Dowling GJ (2018). The adolescent brain cognitive development study.
531 *Journal of research on adolescence: the official journal of the Society for Research on*
532 *Adolescence* **28**(1): 154.

533

534 Kappelmann N, Arloth J, Georgakis MK, Czamara D, Rost N, Ligthart S, *et al* (2021). Dissecting
535 the association between inflammation, metabolic dysregulation, and specific depressive
536 symptoms: a genetic correlation and 2-sample Mendelian randomization study. *JAMA*
537 *psychiatry* **78**(2): 161-170.

538

539 Kenemans J, Bekker E, Lijffijt M, Overtom C, Jonkman L, Verbaten M (2005). Attention deficit
540 and impulsivity: selecting, shifting, and stopping. *International Journal of Psychophysiology*
541 **58**(1): 59-70.

542

Adversity, fasting insulin, and executive function

543 Kettunen J, Demirkan A, Würtz P, Draisma HH, Haller T, Rawal R, *et al* (2016). Genome-wide
544 study for circulating metabolites identifies 62 loci and reveals novel systemic effects of LPA.
545 *Nature communications* **7**(1): 1-9.

546
547 Kreek MJ, Nielsen DA, Butelman ER, LaForge KS (2005). Genetic influences on impulsivity, risk
548 taking, stress responsivity and vulnerability to drug abuse and addiction. *Nature neuroscience*
549 **8**(11): 1450-1457.

550
551 Kuijpers RC, Otten R, Krol NP, Vermulst AA, Engels RC (eds) (2013). The reliability and validity of
552 the Dominic Interactive: A computerized child report instrument for mental health problems.
553 *Child & Youth Care Forum*. Springer.

554
555 Kullmann S, Heni M, Hallschmid M, Fritsche A, Preissl H, Häring H-U (2016). Brain Insulin
556 Resistance at the Crossroads of Metabolic and Cognitive Disorders in Humans. *Physiol Rev*
557 **96**(4): 1169-1209.

558
559 Lagou V, Mägi R, Hottenga J-J, Grallert H, Perry JR, Bouatia-Naji N, *et al* (2021). Sex-dimorphic
560 genetic effects and novel loci for fasting glucose and insulin variability. *Nature communications*
561 **12**(1): 1-18.

562

Adversity, fasting insulin, and executive function

563 Laureano D, Alves M, Miguel P, Machado T, Reis A, Mucellini A, *et al* (2019). Intrauterine
564 Growth Restriction Modifies the Accumbal Dopaminergic Response to Palatable Food Intake.
565 *Neuroscience* **400**: 184-195.

566
567 Ma L, Wang J, Li Y (2015). Insulin resistance and cognitive dysfunction. *Clinica chimica acta* **444**:
568 18-23.

569
570 MacArthur J, Bowler E, Cerezo M, Gil L, Hall P, Hastings E, *et al* (2017). The New NHGRI-EBI
571 Catalog of Published Genome-Wide Association Studies (GWAS Catalog). *Nucleic Acids Res*
572 **45**(D1): D896-D901.

573
574 Northstone K, Lewcock M, Groom A, Boyd A, Macleod J, Timpson N, *et al* (2019). The Avon
575 Longitudinal Study of Parents and Children (ALSPAC): An Update on the Enrolled Sample of
576 Index Children in 2019. *Wellcome Open Res* **4**.

577
578 O'Donnell KA, Gaudreau H, Colalillo S, Steiner M, Atkinson L, Moss E, *et al* (2014). The Maternal
579 Adversity, Vulnerability and Neurodevelopment Project: Theory and Methodology. *Can J*
580 *Psychiatry* **59**(9): 497-508.

581
582 O'Connell KS, Shadrin A, Smeland OB, Bahrami S, Frei O, Bettella F, *et al* (2020). Identification of
583 genetic loci shared between attention-deficit/hyperactivity disorder, intelligence, and
584 educational attainment. *Biological psychiatry* **87**(12): 1052-1062.

Adversity, fasting insulin, and executive function

585
586 Pedersen ML, Jozefiak T, Sund AM, Holen S, Neumer S-P, Martinsen KD, *et al* (2021).
587 Psychometric properties of the Brief Problem Monitor (BPM) in children with internalizing
588 symptoms: examining baseline data from a national randomized controlled intervention study.
589 *BMC psychology* **9**(1): 1-12.

590
591 Pyykkönen A-J, Räikkönen K, Tuomi T, Eriksson JG, Groop L, Isomaa B (2010). Stressful life
592 events and the metabolic syndrome: the prevalence, prediction and prevention of diabetes
593 (PPP)-Botnia Study. *Diabetes care* **33**(2): 378-384.

594
595 Sahakian BJ, Owen A (1992). Computerized assessment in neuropsychiatry using CANTAB:
596 discussion paper. *Journal of the Royal Society of medicine* **85**(7): 399.

597
598 Schuur M, Henneman P, Van Swieten J, Zillikens M, de Koning I, Janssens A, *et al* (2010). Insulin-
599 resistance and metabolic syndrome are related to executive function in women in a large
600 family-based study. *European journal of epidemiology* **25**(8): 561-568.

601
602 Silveira PP, Agranonik M, Faras H, Portella AK, Meaney MJ, Levitan RD (2012). Preliminary
603 Evidence for an Impulsivity-Based Thrifty Eating Phenotype. *Pediatr Res* **71**(3): 293-298.

604

Adversity, fasting insulin, and executive function

605 Silveira PP, Pokhvisneva I, Gaudreau H, Rifkin-Graboi A, Broekman BF, Steiner M, *et al* (2018).
606 Birth weight and catch up growth are associated with childhood impulsivity in two independent
607 cohorts. *Scientific Reports* **8**(1): 1-10.

608
609 Silveira PP, Pokhvisneva I, Parent C, Cai S, Rema ASS, Broekman BF, *et al* (2017). Cumulative
610 Prenatal Exposure to Adversity Reveals Associations with a Broad Range of
611 Neurodevelopmental Outcomes that are Moderated by a Novel, Biologically Informed
612 Polygenetic Score Based on the Serotonin Transporter Solute Carrier Family C6, Member 4
613 (SLC6A4) Gene Expression. *Dev Psychopathol* **29**(5): 1601-1617.

614
615 Soh S-E, Tint MT, Gluckman PD, Godfrey KM, Rifkin-Graboi A, Chan YH, *et al* (2014). Cohort
616 profile: Growing Up in Singapore Towards healthy Outcomes (GUSTO) birth cohort study.
617 *International journal of epidemiology* **43**(5): 1401-1409.

618
619 Sudlow C, Gallacher J, Allen N, Beral V, Burton P, Danesh J, *et al* (2015). UK biobank: an open
620 access resource for identifying the causes of a wide range of complex diseases of middle and
621 old age. *PLoS medicine* **12**(3): e1001779.

622
623 van Gaalen MM, van Koten R, Schoffelmeer AN, Vanderschuren LJ (2006). Critical Involvement
624 of Dopaminergic Neurotransmission in Impulsive Decision Making. *Biol Psychiatry* **60**(1): 66-73.

625

Adversity, fasting insulin, and executive function

626 Watanabe K, Taskesen E, Van Bochoven A, Posthuma D (2017). Functional Mapping and
627 Annotation of Genetic Associations with FUMA. *Nat Commun* **8**(1).

628

629 Zhao JV, Schooling CM (2021). Sex-specific associations of sex hormone binding globulin with
630 CKD and kidney function: a univariable and multivariable Mendelian randomization study in the
631 UK Biobank. *Journal of the American Society of Nephrology* **32**(3): 686-694.

632

633 Zhao W-Q, Alkon DL (2001). Role of Insulin and Insulin Receptor in Learning and Memory. *Mol*
634 *Cell Endocrinol* **177**(1-2): 125-134.

635

636

Adversity, fasting insulin, and executive function

637 **Tables**

638 Table 1. Participants' characteristics in MAVAN. Numbers are presented as mean (SD) or
 639 percentage (number of participants). Comparison between Low/High PRS groups were carried
 640 out using Student t-test for continuous variables and chi-square test for categorical variables.

Sample descriptive	Males				Females			
	Total (n = 80)	Low PRS (n = 40)	High PRS (n = 40)	<i>p</i>	Total (n = 81)	Low PRS (n = 40)	High PRS (n = 41)	<i>p</i>
Age at delivery (years)	30.58 (4.31)	30.54 (3.95)	30.61 (4.7)	0.942	30.88 (4.82)	31.14 (4.74)	30.62 (4.93)	0.625
Birth weight (grams)	3449 (459)	3341 (373)	3558 (514)	0.034	3233 (429)	3169 (406)	3294 (446)	0.191
Breastfeeding at 3 months- yes	76.9% (60)	79.5% (31)	74.4% (29)	0.788	68.4% (54)	68.4% (26)	68.3% (28)	1
Smoking during pregnancy	12.5% (10)	12.5% (5)	12.5% (5)	1	11.1% (9)	5% (2)	17.1% (7)	0.169
Household income < \$30000	0.14 (0.34)	0.08 (0.27)	0.19 (0.4)	0.155	0.13 (0.34)	0.08 (0.27)	0.18 (0.39)	0.18
Gestational age at birth (weeks)	39.35 (1.21)	39.27 (1.2)	39.42 (1.24)	0.583	39.12 (1.18)	38.92 (1.14)	39.32 (1.19)	0.134

641

Adversity, fasting insulin, and executive function

642 Table 2. Participants' characteristics in GUSTO. Numbers are presented as mean (SD) or
 643 percentage (number of participants). Comparison between Low/High PRS groups were carried
 644 out using Student t-test for continuous variables and chi-square test for categorical variables.

Sample descriptive	Males				Females			
	Total (n = 249)	Low PRS (n = 124)	High PRS (n = 125)	<i>p</i>	Total (n = 217)	Low PRS (n = 108)	High PRS (n = 109)	<i>p</i>
Age at delivery (years)	31.16 (4.86)	31.21 (4.7)	31.11 (5.03)	0.880	31.1 (5.31)	30.81 (4.8)	31.38 (5.77)	0.434
Birth weight (grams)	3149 (427)	3126 (439)	3172 (415)	0.398	3081 (427)	3065 (421)	3098 (433)	0.570
Breastfeeding at 3 months- yes	61.6% (146)	60.2% (71)	63% (75)	0.750	55.2% (117)	59.8% (64)	50.5% (53)	0.219
Smoking during pregnancy	2% (5)	3.2% (4)	0.8% (1)	0.361	2.8% (6)	2.8% (3)	2.8% (3)	1
Household income < SG\$2000	0.13 (0.34)	0.1 (0.31)	0.16 (0.37)	0.201	0.16 (0.36)	0.15 (0.36)	0.17 (0.37)	0.732
Ethnicity				0.944				0.016
Chinese	53.8%	54%	53.6%		58.5%	60.2%	56.9%	
Indian	(134)	(67)	(67)		(127)	(65)	(62)	
Malay	15.3%	14.5%	16%		13.8%	7.4% (8)	20.2%	

Adversity, fasting insulin, and executive function

	(38)	(18)	(20)		(30)	32.4%	(22)	
	30.9%	31.5%	30.4%		27.6%	(35)	22.9%	
	(77)	(39)	(38)		(60)		(25)	
Gestational age at birth (weeks)	38.77 (1.28)	38.7 (1.3)	38.84 (1.25)	0.400	38.96 (1.21)	38.89 (1.19)	39.03 (1.22)	0.395

645

Adversity, fasting insulin, and executive function

646 Table 3. Participants' characteristics in ABCD. Numbers are presented as mean (SD) or
 647 percentage (number of participants). Comparison between Low/High PRS groups were carried
 648 out using Student t-test for continuous variables and chi-square test for categorical variables.

Sample descriptive	Males				Females			
	Total (n = 4012)	Low PRS (n = 1988)	High PRS (n = 2024)	<i>p</i>	Total (n = 3643)	Low PRS (n = 1782)	High PRS (n = 1861)	<i>p</i>
Age at recruitment (months)	119.08 (7.55)	118.92 (7.59)	119.24 (7.51)	0.19	118.9 (7.46)	118.86 (7.33)	118.93 (7.58)	0.757
Birth weight (grams)	3270 (676)	3260 (672)	3279 (679)	0.375	3131 (644)	3145 (635)	3118 (652)	0.22
Breastfeeding at 3 months- yes	69.7% (2770)	69.7% (1375)	69.7% (1395)	1	69.1% (2519)	68.5% (1220)	69.8% (1299)	0.402
Smoking during pregnancy	13.1% (527)	13.4% (266)	12.9% (261)	0.683	12.6% (459)	13.5% (241)	11.7% (218)	0.111
Household income < \$25000	0.12 (0.32)	0.12 (0.32)	0.11 (0.32)	0.516	0.12 (0.32)	0.14 (0.35)	0.09 (0.29)	<0.001
Gestational age at birth (weeks)	39.04 (2.2)	39.04 (2.2)	39.04 (2.2)	0.985	39.08 (2.15)	39.15 (2.04)	39.01 (2.24)	0.052

649

Adversity, fasting insulin, and executive function

650 Table 4. Participants' characteristics in UKB. Numbers are presented as mean (SD) or
 651 percentage (number of participants). Comparison between Low/High PRS groups were carried
 652 out using Student t-test for continuous variables and chi-square test for categorical variables.

Sample descriptive	Males				Females			
	Total (n = 26527)	Low PRS (n = 13275)	High PRS (n = 13252)	<i>p</i>	Total (n = 44509)	Low PRS (n = 22133)	High PRS (n = 22376)	<i>p</i>
Age at recruitment (years)	54.96 (7.84)	54.92 (7.86)	55 (7.82)	0.396	54.4 (7.61)	54.91 (7.88)	55 (7.81)	0.714
Birth weight (grams)	3461 (635)	3462 (636)	3461 (634)	0.812	3274 (589)	3464 (637)	3459 (634)	0.181
Breastfeeding - yes	74.1% (17757)	74% (8846)	74.3% (8911)	0.574	70.7% (29313)	74.1% (8726)	74.2% (9031)	0.131
Smoking during pregnancy	28.5% (7547)	28.7% (3805)	28.2% (3742)	0.45	27.4% (12183)	27.8% (3627)	29.1% (3920)	0.398
Townsend Deprivation Index at recruitment	-1.83 (2.79)	-1.79 (2.81)	-1.86 (2.78)	0.059	-1.72 (2.81)	-1.81 (2.82)	-1.85 (2.77)	0.111
Body Mass	27.34	27.3	27.39	0.071	26.24	27.28	27.41	0.152

Adversity, fasting insulin, and executive function

Index	(4.07)	(4.05)	(4.1)		(4.89)	(4.1)	(4.05)	
-------	--------	--------	-------	--	--------	-------	--------	--

653

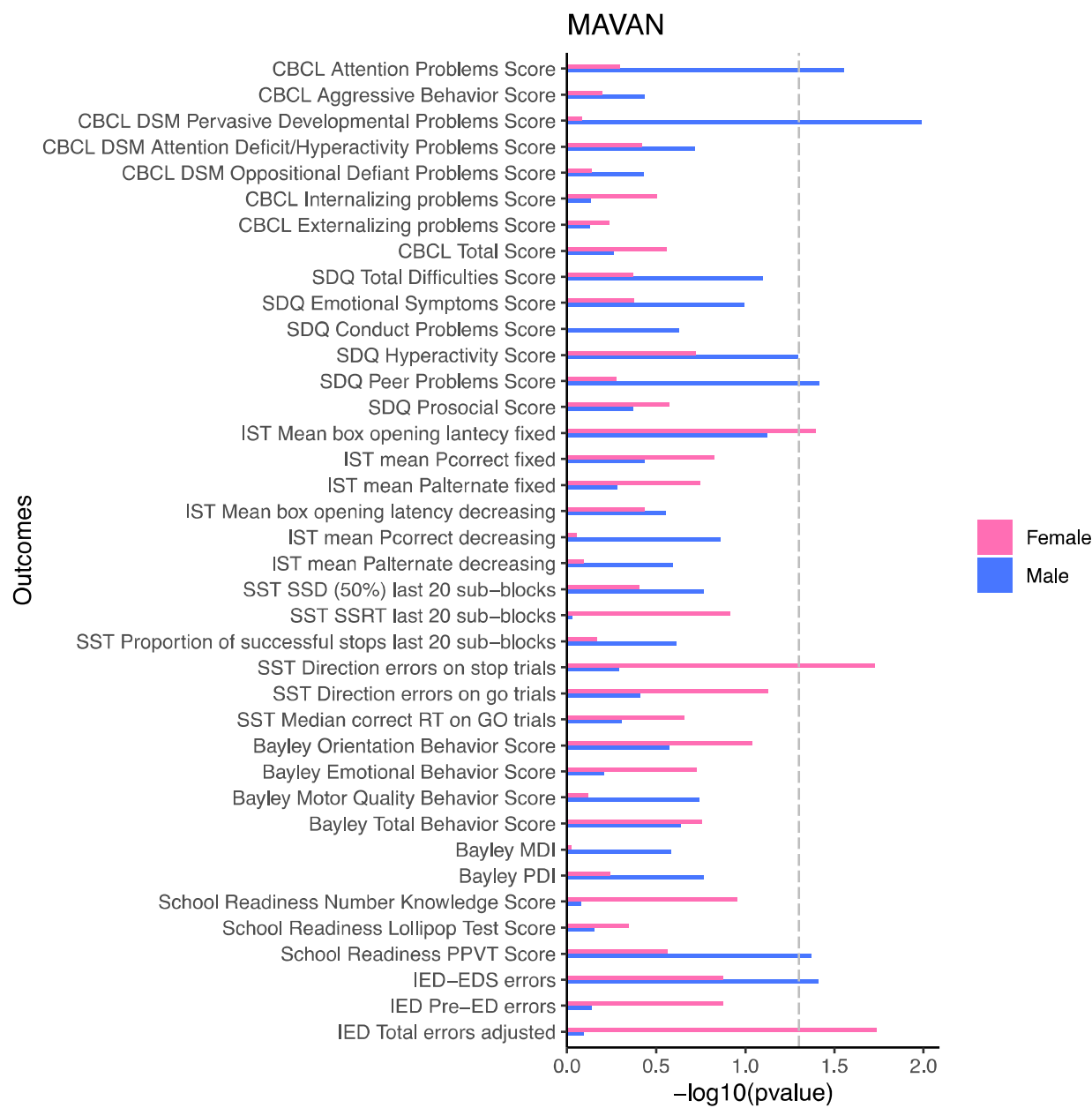
Adversity, fasting insulin, and executive function

654 **Figures**

655 Figure 1. Executive functions PheWAS Results. Linear/logistic regression analyses were done to
656 investigate the interaction effect between the rPRS for FI and postnatal adversity exposure on
657 executive function behaviors in MAVAN (A), GUSTO (B), ABCD (C), and UKB (D), adjusted
658 by covariates described in the methods section. In all cohorts, there were no significant
659 interaction effects found on executive functions when considering the adjusted FDR p-values.
660 The results highlight outcomes that were significant before the FDR correction was applied.

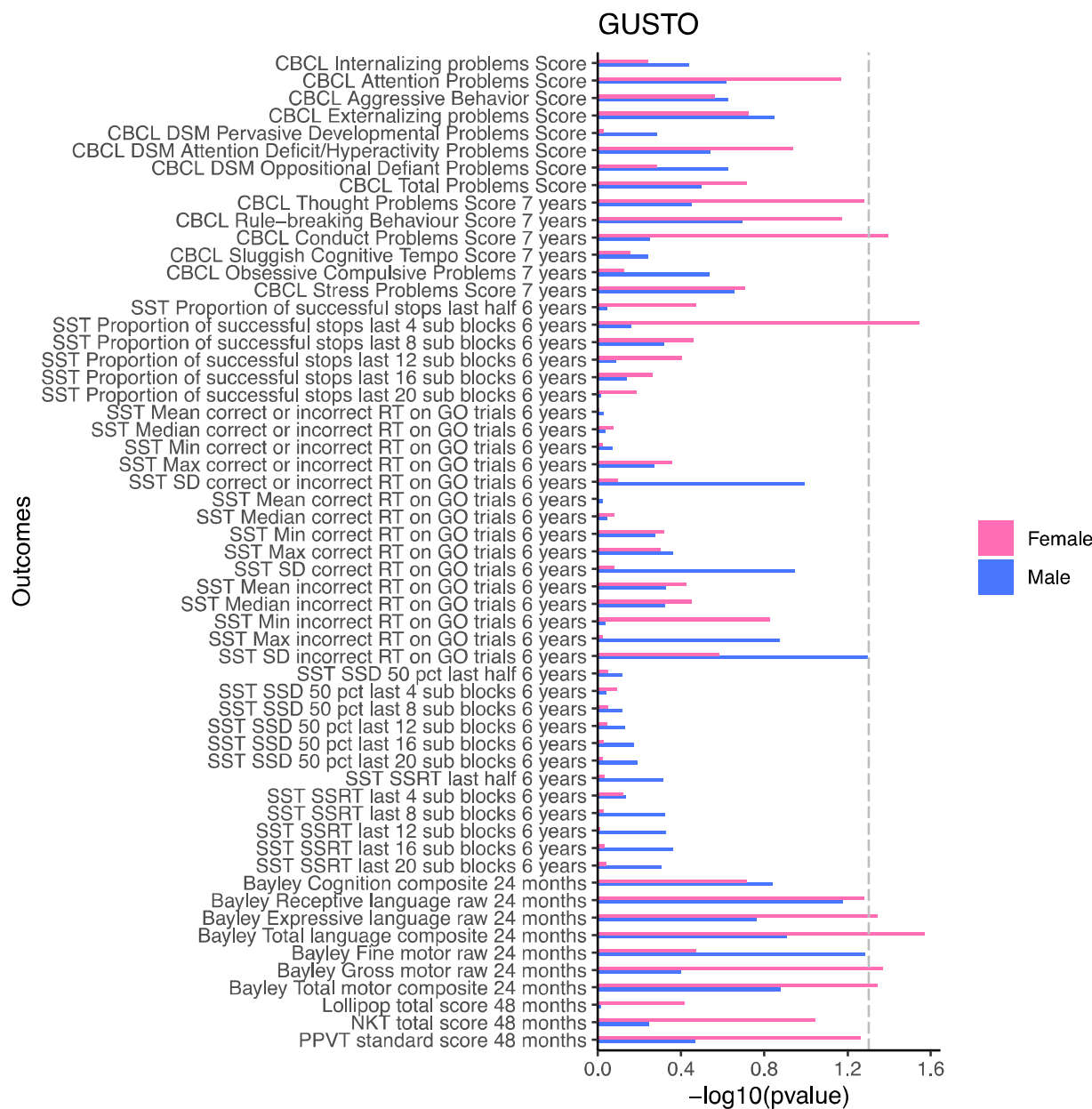
661 (A)

Adversity, fasting insulin, and executive function



Adversity, fasting insulin, and executive function

663 (B)

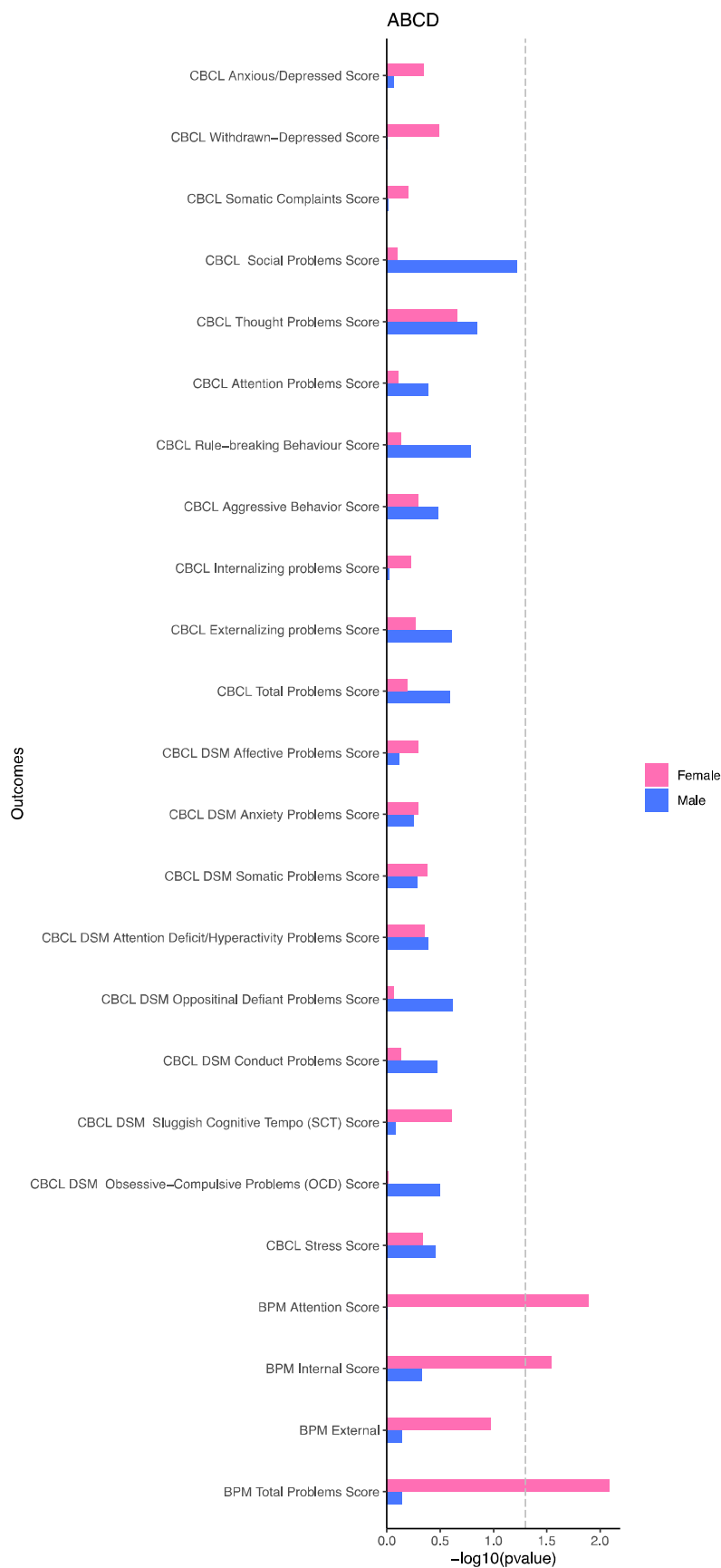


664

665

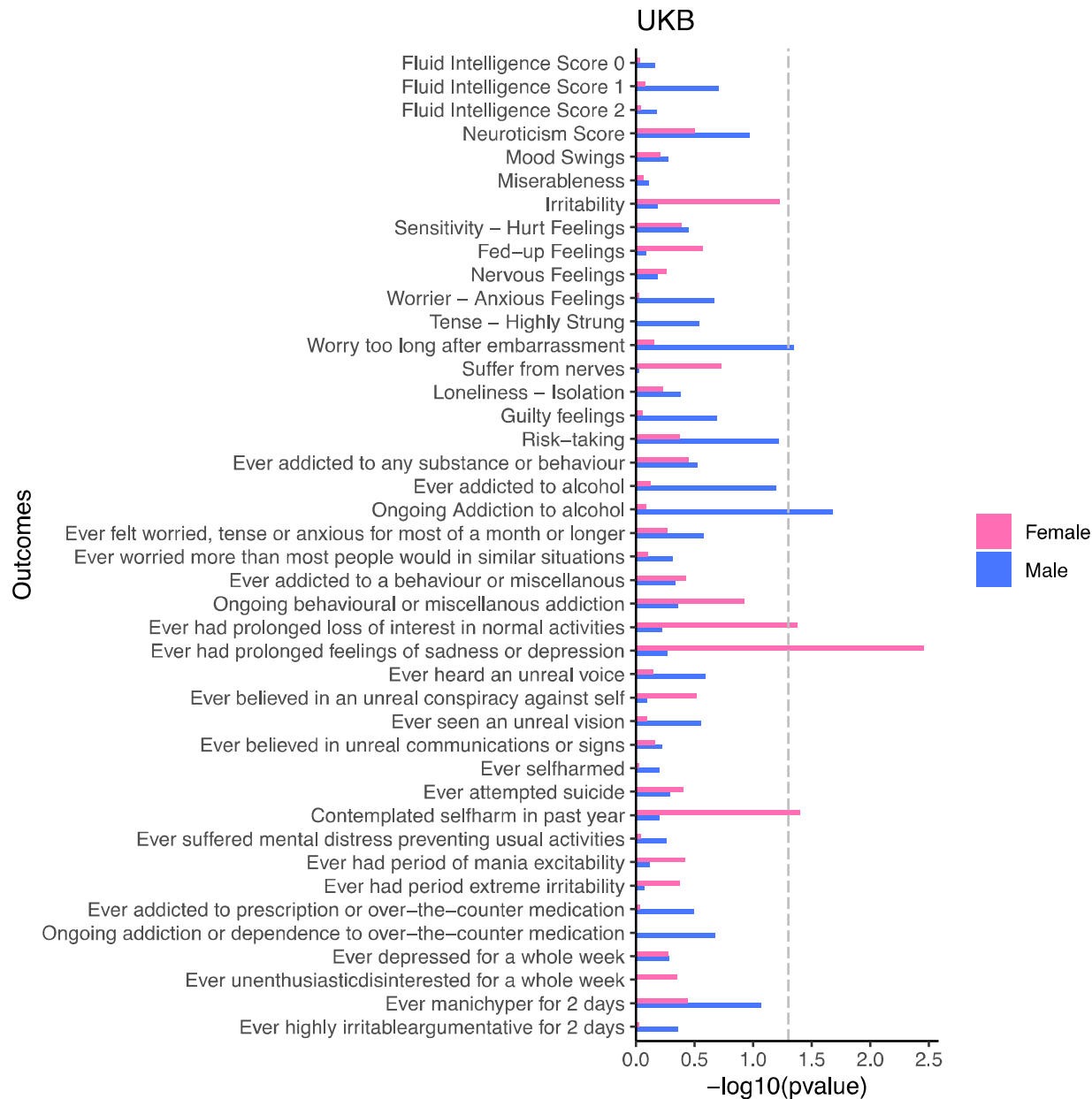
666 (C)

Adversity, fasting insulin, and executive function



Adversity, fasting insulin, and executive function

668 (D)



669