

Original Research

Enhancing Uploads of Health Data in the Electronic Health Record – The Role of Framing and Length of Privacy Information

Corresponding author:

M.Sc. Niklas von Kalckreuth, Department of Psychology and Ergonomics (IPA), Division of Ergonomics, Technische Universität Berlin, Straße des 17. Juni 135, 10623 Berlin, Germany

Email: niklas.vkalckreuth@tu-berlin.de

Telephone: +49 (0)30 314 70747

ORCID: 0000-0001-9165-682X

Co-author:

Prof. Dr. Markus Feufel, Department of Psychology and Ergonomics (IPA), Division of Ergonomics, Technische Universität Berlin, Straße des 17. Juni 135, 10623 Berlin, Germany

Email: markus.feufel@tu-berlin.de

Telephone: +49 (0)30 314 73773

ORCID: 0000-0003-0563-8831

Abstract

Background: The German electronic health record (EHR) aims to enhance patient care and reduce costs, but users often worry about data security. In this article, we propose and test communication strategies to mitigate privacy concerns and increase EHR uploads.

Objective: We explore whether presenting a privacy fact sheet (PFS) before interacting with the EHR increases users' willingness to upload medical reports. Our study examines the effects of PFS framing and length on this decision.

Methods: In an online user study with 227 German participants, we used a realistic EHR click dummy and varied the PFS in terms of length (short vs. long) and framing (EHR-centered vs. patient-centered).

Results: The results show that a PFS has a positive effect on uploading (OR 4.276, $P=.015$). Although there was no effect regarding the length of a PFS, a patient-centered framing increased uploads compared to an EHR-centered framing (OR 4.043, $P=.003$).

Conclusion: Displaying PFSs at the beginning of an upload process is a cost-effective intervention to boost EHR adoption and increase diagnoses uploads. Specifically, the effectiveness of the PFS depends more on how information is framed rather than its length. Willingness to upload medical data is key to EHR success and its benefits, like better treatment and lower costs.

Keywords: transparency feature; privacy fact sheet; electronic health record; EHR; privacy; privacy concerns.

Introduction

Background

The digital transformation of healthcare systems holds enormous potential for improving patient care while at the same time reducing costs [1, 2]. In this process, the electronic health record (EHR) – which was introduced in Germany in 2021 and will be implemented nationwide and mandatory for all patients starting on January 1, 2025 – plays a key role. With the EHR patients' health data (e.g. diagnoses, therapies, vaccinations, discharge reports, emergency data and medication plans) can be documented, exchanged and viewed [3, 4]. There are several benefits of the EHR on an individual level: For example, duplicate diagnoses could potentially be eliminated, and pre-existing conditions, intolerances and medication plans could be considered during treatment without the patient having to bring a stack of medical reports to the physician [4]. In addition, using the EHR, physicians should have more time for the actual treatment of a patient, as they would spend less time on obtaining patient's medical history [5]. However, the success of the EHR depends on whether and under what circumstances patients will use it. In Germany and according to the Patient Data Protection Act, it is the patient alone who controls what data are stored, shared and displayed in the EHR [4]. Whereas 3 out of 4 Germans state in recent surveys that they would use the EHR [6], all respondents in a recent interview study stated that they were concerned about the data security and data privacy of the EHR [5], even though the German EHR adheres to the highest possible data security and privacy standards, which are higher than for most online banking applications [7]. To ensure successful implementation of the EHR, users should thus be transparently informed about its privacy and data security standards. Ultimately, we suggest that knowledge of these standards may reduce privacy concerns and increase the likelihood of use.

Related Work

'Notice and choice' is the most widely used model for ensuring data privacy worldwide [8, 9]. It comprises two main strategies: privacy notices and privacy choices. *Privacy notices* describe how personal data is collected, processed, and shared with third parties, whereas *privacy choices* give users control over various aspects of these practices, including the decision to start and terminate them [8]. Various studies show that privacy notices help users make effective privacy choices, that is, identify and use systems with high privacy and data security standards and reject those that are less secure [10, 11]. The most frequently used privacy notices are *privacy policies*, which are public documents where companies describe their data collection and data use practices in detail [12]. Since the introduction of the General Data Protection Regulation (GDPR) in 2018, privacy policies are mandatory for all providers that collect personal data in the EU [13]. However, privacy policies are

often not read by users, e.g., because they are long and use legal jargon, which is difficult to understand if not incomprehensible for most users [14–18]. Thus, an alternative strategy to communicate data security and privacy standards is warranted if their goal is to inform patients transparently about the security of their data. Ultimately, more transparent privacy notices have been shown to increase user control [19], trust in the provider [20, 21] and reduce privacy concerns and increase EHR use [22–24]. Research concerning with social network sites (SNS) indicates that such information may increase the perception of control, which in turn can lead to greater willingness to disclose personal and sensitive information [25, 26].

To create more user-friendly privacy notices, previous research suggested a simple list of questions that describe exactly what happens to the data [27]. In contrast to privacy policies, such simple lists or *transparency features* use easy-to-understand language to provide a brief overview of relevant privacy practices [28]. Whereas a study in the eCommerce domain demonstrated that transparency features positively influence purchase numbers [29], another study with SNS showed more multifaceted results. Users' decision to disclose their data depended on the privacy policies mentioned in the transparency feature, for instance, how well the data were protected and when the information was made available to users (e.g., the temporal proximity to the decision to disclose data) [30].

Although a transparency feature is meant to summarize essential information of privacy policies, it is unclear which information users consider essential. Some evidence to answer this question can be found in the *transparency for trust principle*, which summarizes three information needs of mHealth app users [31] based on experimental studies, systematic reviews, and reports of patient concerns: a) what data are collected? b) how they are stored (e.g., anonymized or encrypted)? and c) who has access to the data?

In addition, there is some research as to how this information should be best communicated. First, it is stated that transparency features should be easy to understand and read [32]. Second, both text length and word choice have been said to influence users' data disclosure [14, 33, 34]. Third, in our own study [35], we created a privacy fact sheet (PFS) based on these recommendations and showed that a longer, more detailed text can increase users' decision to upload their data to the EHR compared to a shorter, less detailed version, if provided directly before the upload decision. Fourth, the framing of information – the way information is presented to users [36] – influences user's decisions to disclose their data [25, 37, 38]. For instance, a more specific framing of information categories (e.g., "Privacy Settings" versus "App Settings") [25] and a positive framing (e.g., "tag me" versus "do not tag me") [38] increased users' willingness to disclose personal information in the context of SNS. Additionally, a social framing emphasizing peer behavior (e.g., "a majority of users accept cookies") increased cookie acceptance [37].

In the present article, we build on and extend previous findings by framing transparency features around the concept of data autonomy. Specifically, research has shown that users want control over their own (health) data [19, 20, 39] and that perceived control may increase technology use [22–24, 30]. Thus, we investigate

whether framing privacy information around how EHR users can control their data in and with the EHR increases their decisions to upload medical reports.

Aim of this Research and Approach

In this study, we pursue two objectives: (1) we aim to replicate our previous finding that displaying a PFS at the point of data disclosure and longer rather than shorter texts make EHR uploads more likely, and we aim to extend these findings by examining whether (2) the framing of a PFS around what the EHR does (an EHR-centered framing) or what it allows its users to do (a patient-centered framing) has an additional effect on the likelihood of EHR use. To achieve these goals, we empirically investigate the influence of a long and a short PFS with either system-centered or patient-centered framing on EHR upload behavior. After discussing the results, we derive practical implications, reflect limitations of the study and provide a conclusion.

Methods

Ethics Approval and Consent to Participate

This study was approved by the Ethics Committee of the Department of Psychology and Ergonomics at Technische Universität Berlin (tracking number: AWB_KAL_02_230510_Erweiterungsantrag). Participants volunteered to participate in the survey, and informed consent was required. On the first page of the survey, participants were told about the investigator, the study purpose, what data were to be collected during the study, and where and for how long they would be stored. Participants had the possibility to download a pdf providing the above information. Before they were asked for informed consent, participants were informed about the duration of the survey (approximately 7 minutes) as well as the compensation for participation.

Participants

The study was conducted between September 2 and September 16, 2023. Based on an a priori power analysis for a logistic regression with two dichotomous independent variables (text length and framing of the PFS), a false positive rate α of 0.05, and a power of $1-\beta=0.80$, calculated a sample size of $n=230$ participants. We oversampled participants by 20-30% based on dropout rates observed in a preliminary study, resulting in a total of $n=295$ participants [35]. Individuals aged 18 years and older residing in Germany participated in the study. Sampling was conducted through Prolific, a click worker platform characterized by high data quality [40]. Participation was compensated with 1.40€ (US \$1.48) according to minimum wage. The mean participation time was 8:12 minutes (SD 3:22 minutes) and the median was 7:15 minutes.

Design

We used a 2-factorial between-subjects design with the independent variables (IVs) text length (long vs. short) and text framing (patient-centered vs. EHR-centered)

along with a control group (no PFS displayed). The five experimental conditions included (1) no PFS, (2) a short, EHR-centered PFS, (3) a long, EHR-centered PFS, (4) a short, patient-centered PFS and 5) a long, patient-centered PFS that were administered immediately before participants were asked to decide whether to upload a medical report to an EHR click dummy. Participants were randomly assigned to one of these conditions in parallel (single-blinded, simple randomization, ratio: 1:1:1:1:1) using LimeSurvey's built-in "rand" function. The dependent variable was the decision to upload the diagnosis, that is, whether participants were willing to upload the medical findings to the EHR [41, 42].

Materials

Following a standard methods in technology acceptance studies [43], we used a case vignette to evoke a typical situation in which an EHR would be used. The vignette describes a scenario in which participants are first asked to imagine that they are suffering from moderate to severe depression and then to decide whether to upload this report to their EHR. We chose a stigmatized disease because uploading reports on such diagnoses is perceived as riskier, highlighting privacy issues [41, 42, 44] and thus increasing the likelihood that participants will pay attention to privacy and data security notices. The case vignette can be found in the Appendix.

To create the PFSs, we identified content based on the "privacy and data security" category of the transparency for trust principles [31]. According to these principles, privacy notices must specify which data leave the system, how they are stored and protected and who has access to the data. On this basis, we identified four categories of information related to data security, data control, storage duration and storage location. Content for each of these categories was created based on actual information on the German EHR. We formulated all texts following the guidelines for improving instructional and informational texts [34, 45], including unequivocal headings, standard rather than technical language and short summaries of the content of each category. In the end, each of the four information categories consisted of a category heading, a short summary and more detailed information. For the short version of the PFS, only the headings and the short summaries were displayed, whereas in the long version the more detailed information was displayed in addition to the headings and the summaries. Figure 1 shows the English versions of the PFSs used, comparing the short and long text formats.

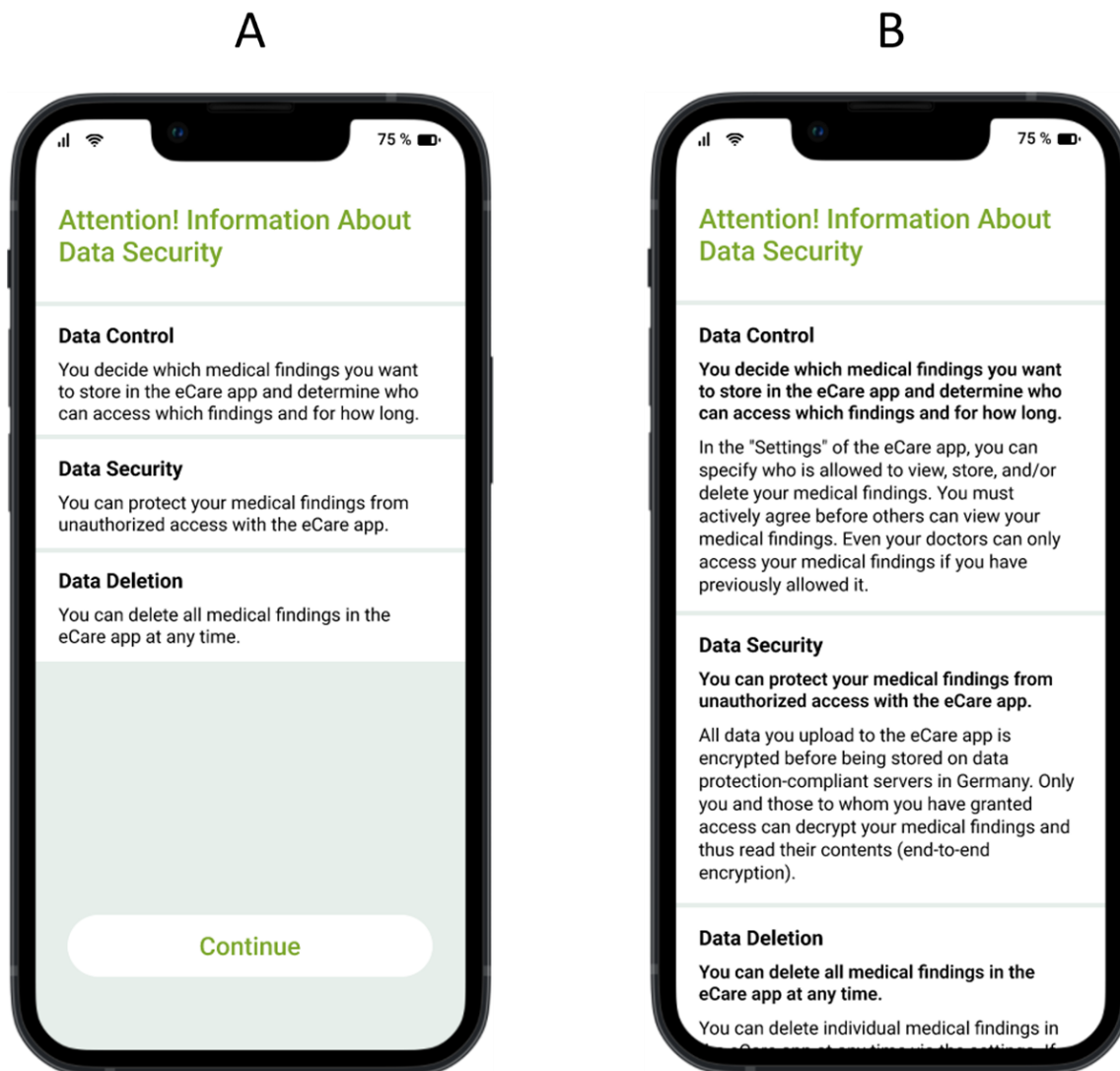


Figure 1. Privacy fact sheets, used in the study with (A) short and (B) long text formats.

To create a patient-centered framing of the PFS, the information was formulated in such a way that the users of the EHR app were actively addressed as actors and had a clear understanding of the extent to which they themselves can use the EHR to exercise control over their data ("You can protect your medical findings from unauthorized access with the eCare app"). For the variant of the PFS with an EHR-centered frame, the information was formulated in such a way that the EHR app is described as the main actor and control instance ("The eCare app protects your medical findings from unauthorized access"). Figure 2 shows the English versions of the PFSs, comparing the EHR-centered and patient-centered framing. The English translation of the full texts can be found in the Appendix.

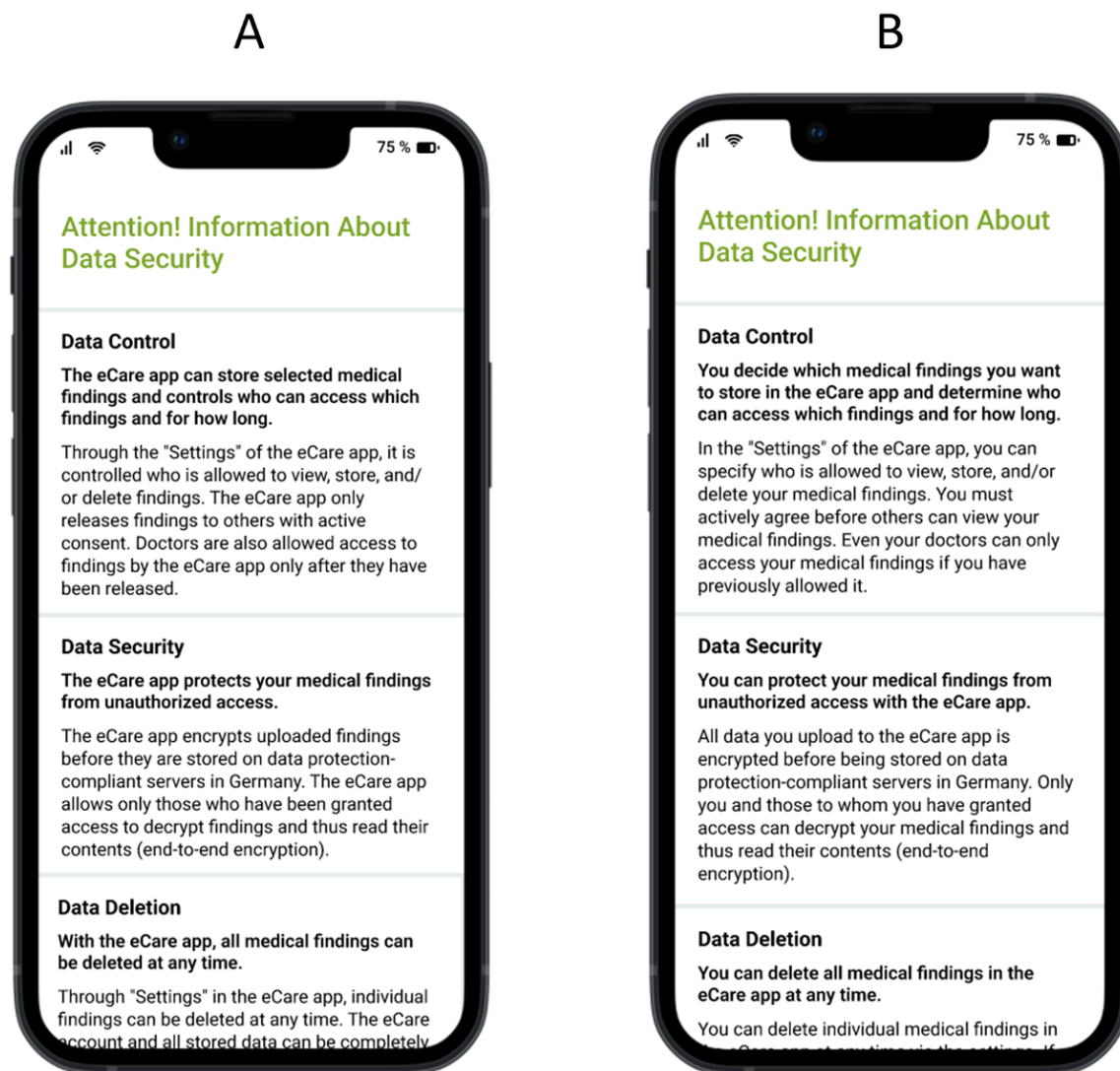


Figure 2. Privacy fact sheets, used in the study with (A) EHR-centered and (B) patient-centered framing.

For the study, an interactive functional prototype (a click dummy) was created using FIGMA (a software for interface design) and modeled after the mobile EHR application (the eCare app) of a German health insurance company (the BARMER). This prototype allows a realistic interaction with an EHR. Specifically, the prototype gave participants the ability to upload medical reports, to grant, or revoke permissions to view them, and to create medication plans. Only the "Upload findings" function was used in this study.

We used LimeSurvey (version 3.28.3+220315) to create and conduct an 8-page online survey. The EHR prototype was embedded in the survey using iFrame. LimeSurvey software was used to ensure that all questions had to be answered to complete the study and receive compensation. As manipulation checks, we queried perceived reading speed and perceived control over their data for each PFS, assuming a high perceived reading speed for a short length and a high perceived control over data for

the text with patient-centered framing. The items for perceived reading speed and perceived control over data were self-constructed and pre-tested, following standard guidelines for the construction of items, such as the use of simple language, short, specific, and neutral wording (e.g., no leading questions or double negation) and one-dimensionality (i.e., question could only refer to a single fact) [46, 47]. Both manipulation checks were measured using a 7-point Likert scale ranging from 1 ("Strongly disagree") to 7 ("Strongly agree"). The decision to upload the finding was measured using a dichotomous item (yes/no) [35, 41]. The full questionnaire can be found in the Appendix.

Procedure

The study procedure is shown in Figure 3. The survey consisted of 4 parts. After giving their informed consent according to the WMA Declaration of Helsinki, participants read the case vignette (1). Then participants could interact with the click dummy of the EHR app (2). First, participants were asked to select a medical report based on the findings discussed in the case vignette as preparation for the uploading procedure (2a) and were randomly assigned to one of the five experimental groups (i.e., no PFS, short, EHR-centered PFS, long, EHR-centered PFS, short, patient-centered PFS and long, patient-centered PFS). As part of the uploading process, participants in the four intervention groups were then each shown the corresponding PFS (2b). Participants then decided whether they wanted to upload the report to their EHR (2c). Afterwards, participants in the experimental groups were asked questions about the content of the PSF to ensure that the text had been read (attention checks) and about the perceived reading speed and the perceived control over data (manipulation checks) (2d). Next, the questionnaire was answered by the participants (3). Finally, demographic characteristics (age, gender, education level, and experience with mHealth applications) were collected as control variables, and participants were given the opportunity to declare their responses invalid in case they did not pay sufficient attention to the instructions provided, while still receiving compensation (4).

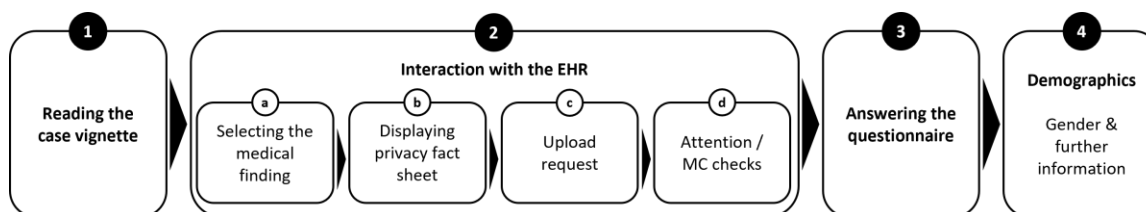


Figure 3. Overview of the study procedure.

Hypotheses

In summary, we hypothesize that a short PFS will result in high perceived reading speed and the patient-centered framing in a high perceived control over data. We further hypothesize that the upload decision is positively influenced by showing a PFS versus no PFS (H1). More specifically, a long PFS will result in more uploads than a

short PFS (H2) and a patient-centered framing will result in more uploads than an EHR-centered framing (H3).

Analyses

We cleaned and analyzed the data using RStudio (version 1.3.1093). The influence of a PFS on the upload decision was tested using a generalized linear model (logistic regression with dummy coding). To test the hypotheses, we used planned contrasts. We adjusted p-values to mitigate multiple testing problems using the Benjamini-Hochberg procedure [48]. The analysis regarding perceived reading speed and perceived control over data were performed using t-tests.

We also included a robustness check of the results: To control for potential influences of demographic and interindividual variables that could bias coefficients and p-values, we used multiple logistic regression [49]. To not bias p-values as a result of controlling, we only included variables in the model that have been shown to have a causal relationship with the independent variable (i.e., causal confounders): age, education level, and experience with the mHealth systems [20, 50, 51]. P-values were adjusted for multiple testing again using the Benjamini-Hochberg procedure [48].

Results

Survey Characteristics

A total of 295 observations were collected, of which 68 records were excluded. Specifically, 20 records were excluded because of incomplete questionnaires, 45 because they failed attention checks, and three because they were marked as invalid by participants. Figure 4 shows how the trial was conducted and participants allocated to the intervention groups, and their records analyzed as a flow chart.

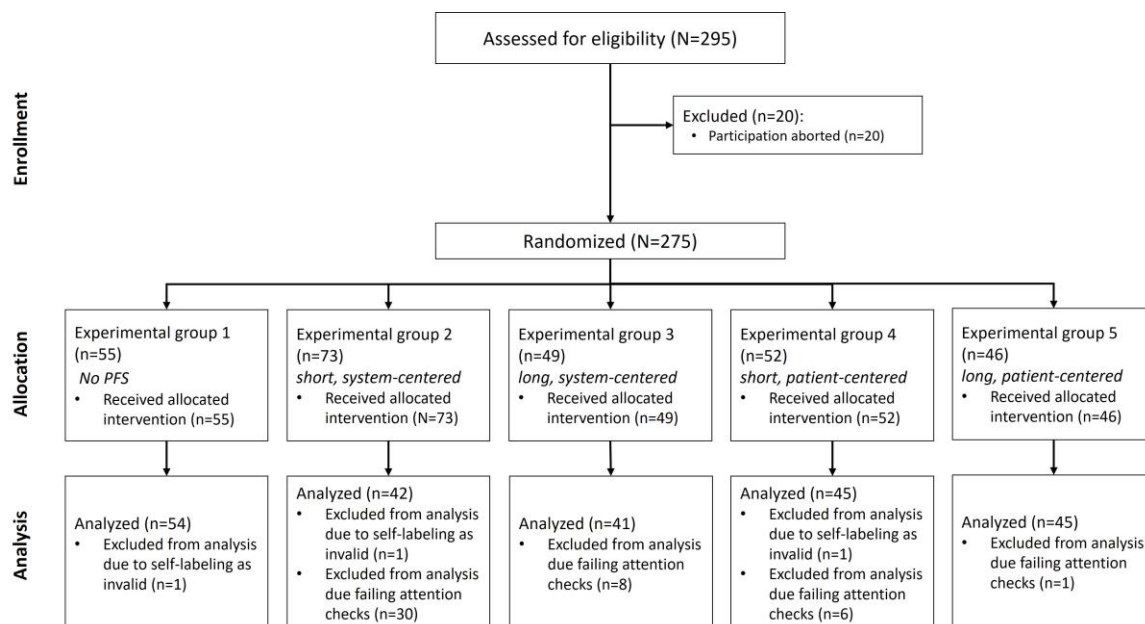


Figure 4. Flow chart of participant assignment to the experimental groups and exclusions.

The remaining sample of 227 observations (96 female, 125 male, 4 diverse, 2 no information) was used for further analysis. Table 1 summarizes the demographic characteristics of the sample.

Table 1. Demographic data of the sample (N=227).

Demographic characteristics	No PFS (n=54)	Short, EHR-Cent (n=42)	Long, EHR-Cent (n=41)	Short, Pat-Cent (n=45)	Long, Pat-Cent (n=45)	Total (N=227)
Age (years), mean (SD)	29.91 (8.84)	29.9 (8.89)	32.27 (9.35)	29.56 (10.16)	29.18 (7.5)	30.12 (9.04)
Gender, n (%)						
female	27 (50)	21 (50)	14 (34.1)	16 (35.6)	18 (40)	96 (42.3)
male	26 (48.1)	20 (47.6)	26 (63.4)	27 (60)	26 (57.8)	125 (55.1)
diverse	1 (1.9)	1 (2.4)	0 (0)	1 (2.2)	1 (2.2)	4 (1.8)
no answer	0 (0)	0 (0)	1 (2.4)	1 (2.2)	0 (0)	2 (0.9)
Education, n (%)						
Highschool / vocational education	24 (44.4)	22 (52.4)	17 (41.5)	26 (57.8)	19 (42.2)	108 (47.6)
Bachelor degree	16 (29.6)	10 (23.8)	9 (22)	13 (28.9)	13 (28.9)	61 (26.9)
Graduate degree or higher	14 (25.9)	10 (23.8)	15 (36.6)	6 (13.3)	13 (28.9)	58 (25.6)
Experience with mHealth apps, n (%)						
No use	28 (51.9)	19 (45.2)	21 (51.2)	27 (60)	25 (55.6)	120 (52.9)
Regular use	26 (48.1)	23 (54.8)	20 (48.8)	18 (40)	20 (44.4)	107 (47.1)

Note: EHR-Cent=EHR-centered, Pat-Cent=patient-centered.

Perceived Reading Speed and Perceived Control over Data

The perceived reading speed and perceived control over data served as a manipulation check to test our manipulations (see Figure 5). As expected, the reading speed was perceived as significantly faster when given the short PFS (M 6.41, SD 1.08) than the PFS with long text format (M 4.64, SD 1.31; $t_{171} = 9.71, P < .001$). In addition, the perceived control over data was significantly higher for the PFS with patient-

centered framing (M 6.5, SD 0.9) than EHR-centered framing (M 4.66, SD 1.21; $t_{171} = -11.363$, $P < .001$). Consequently, we assume that our manipulations were successful.

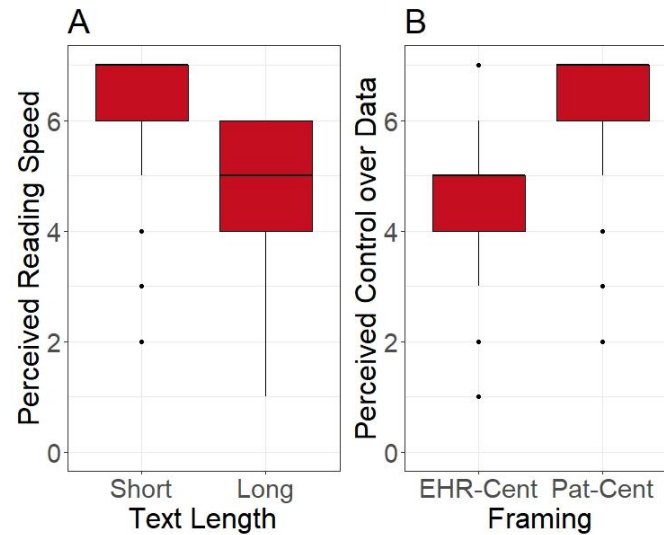


Figure 5. (A) Perceived reading speed concerning the length (short, long) and (B) perceived data security control concerning the framing (EHR-centered, patient-centered) of the PFS. The horizontal line in the box represents the median. Note: Pat-Cent = patient-centered and EHR-Cent = EHR-centered.

Upload Behavior

Displaying a PFS generally increased uploading behavior ($z=2.444$, $P=.015$), thus supporting H1. Specifically, when participants received the PFS, they were four times as likely to upload the report to the EHR (OR 4.276; 95% CI 1.333- 13.717). There was no significant difference in the upload behavior regarding the length of the PFS ($z=1.821$, $P=.069$). Consequently, H2 is rejected. A PFS with patient-centered framing increased upload behavior compared to the EHR-centered framing ($z=2.928$, $P=.003$), thus supporting H3. Participants seeing the PFS with patient-centered framing were four times more likely to upload the report to the EHR compared to participants seeing a PFS with EHR-centered framing (OR 4.043; 95% CI 1.587-10.301). The summary of the results of the logistic regression are shown in Table 2. The proportion of uploads by PFS framing and text length is shown in Figure 6.

Table 2. Results of the logistic regression.

Variable	z value	P value	95% CI for odds ratio (OR)		
			Lower	OR	Upper
PFS Displayed	2.444	.015	1.333	4.276	13.717
PFS Framing	2.928	.003	1.587	4.043	10.301
PFS Length	1.821	.069	0.936	2.384	6.074

Note: $R^2=0.112$ (Hosmer-Lemeshow), 0.253 (Nagelkerke), 0.228 (Cox-Snell). Model $\chi^2(4)=29.266$, $P<.001$.



Figure 6. Number of uploads to the EHR in relation to the (A) text length (short, long) and (B) framing (EHR-centered, patient-centered) of a PFS. Note: EHR-Cent=EHR-centered, Pat-Cent=patient-centered.

Robustness Check

When controlling for interindividual variables, the results remained stable. Showing a PFS still increased uploading behavior after controlling for all causal confounding variables ($z=2.419$, $P=.024$) as did the patient-centered compared to the EHR-centered framing ($z=2.918$, $P=.004$). In summary, the control variables did not influence upload behavior.

Discussion

Principal Findings

The results of our study show that displaying a PFS has a positive influence on EHR use, specifically, the likelihood that users upload sensitive health data. When users saw a PFS shortly before they were asked to upload a stigmatized diagnosis to their EHR, they were 4 times as likely to upload this medical finding. This finding contrasts with previous studies on the effect of PFSs, which showed little, no, or even a negative impact of PFS on user behavior in non-medical domains, such as online shops, social networks, and booking portals [28, 30]. This difference may suggest that, to be effective, privacy notes must be framed around privacy practices that align with users' interests in the domain at hand [52]. For instance, the domains considered in previous studies emphasize economic interests in user data. Even if related practices are transparently communicated, users may (still) disagree with them [28]. In contrast, in our study the PFS emphasized patient-centered use and control over health data that are to be used for one's own benefit.

A surprising finding is that the framing but not the length of the PFS influenced upload behavior, which contrasts with our previous findings [35]. When PFS framing and length are compared, what seems to count for the decision to upload health data to the EHR is users' perceived control over their data [19, 20, 22, 30], which was maximized using a patient-centered framing of privacy control policies (see Figure 5B). That is, users' willingness to engage with the EHR increases if they information about what they can do to control their data privacy and security rather than lengthy descriptions of what the EHR app can do for them. Thus, our study demonstrates that even a short but well-calibrated framing can enhance patient's perceived control over their health data, which in turn can significantly impact their willingness to upload medical findings into the EHR. This underscores the importance of carefully designing and testing the presentation of privacy information to align with the specific expectations and needs of users in the context of health data management.

Implications

The opportunities offered by implementing PFSs in the EHR should be considered by healthcare stakeholders. Our study shows that PFSs can not only reduce general privacy concerns but may also address disease-related concerns, for instance, related to stigma [41, 42]. A patient-centered compared to an EHR-centered framing is perceived as providing greater control over one's data and increases users' willingness to upload medical reports into the EHR. If implemented on a large scale, the illnesses, allergies and medications of more patients could be considered in diagnostics and therapies. This, in turn, could lead to more efficient processes and reduce costs in the healthcare system. Furthermore, extensive health data sets increase the likelihood that treating physicians can diagnose rare diseases by accessing the experiences and diagnoses of other clinicians [2].

Limitations and Future Directions

There are several limitations of our study, which need to be considered in subsequent studies. Previous survey studies report that the adoption and approval of data-gathering technologies are significantly influenced by cultural factors [53]. In comparison to citizens of other European countries, the German population is said to be particularly cautious when disclosing personal information online [54], yet 93% of the population are internet users [55]. Given that data were collected solely from German residents, future studies should validate the applicability of these findings with studies in other countries to help better understand the role of cultural differences.

Furthermore, in the case vignette, we used a stigmatized illness (depression) to make the interaction riskier and thus focus on privacy issues. However, this approach limits the generalizability of our findings. Future studies should test the applicability of PFSs across a range of diseases with varying disease-related stigma. In order to further strengthen the validity and generalizability of our results, two follow-up studies should examine the perspectives of people who (1) are already affected and those who (2) are not affected and compare them with the results of this study.

Additionally, our study faced limitations due to uncontrolled conditions like participant's location and potential distractions, as participants completed the questionnaire online. Future research could validate our findings through a laboratory study, ensuring a more controlled environment.

Finally, although a realistic click dummy was used, a survey study hardly allows participants to immerse themselves. In a follow-up field study, researchers could collaborate with health insurers to gather real-world data on uploading behavior with an actual EHR. Conversely, our online study could not control for the situation in which participant answered our questions. Future research should validate our findings also in a lab study, ensuring a more controlled environment.

Conclusions

Our results show that displaying a PFS to EHR users may increase their decisions to upload medical reports to the EHR. Specifically, our findings indicate that the patient-centered framing, specifying how users can control their data with and in the EHR app, increases user perceptions of control over their data and boosts the likelihood of EHR uploads, where the length of the PFS does not. This suggests that the effectiveness of PFS in enhancing user engagement is more dependent on how the information is presented than on the quantity of information provided [35]. To increase EHR adoption for users with data safety concerns (e.g., as in Germany), displaying PFSs with a patient-centered framing as part of the upload process could be an inexpensive but effective intervention to increase the EHR uptake and technology acceptance. Ultimately, this could help ensure that more patients enjoy the benefits of these systems (e.g., more efficient healthcare processes, improved treatment outcomes, and reduced costs) and promote health equity.

Abbreviations

EHR	Electronic Health Record
EHR-Cent	Electronic Health Record centered
GDPR	General Data Protection Regulation
IV	Independent variable
M	Mean
mHealth	Mobile health
OR	Odds ratio
Pat-Cent	Patient centered
PFS	Privacy fact sheet
SD	Standard deviation
SNS	Social network sites

Declarations

Ethics approval and consent to participate

The Ethics Committee of the Department of Psychology and Ergonomics (Institut für Psychologie und Arbeitswissenschaft) at Technische Universität Berlin approved this

study (tracking number: AWB_KAL_02_230510_Erweiterungsantrag). Participants volunteered to participate in the survey, and informed consent was required.

Consent for publication

Not applicable

Availability of data and materials

The datasets used and analyzed during the current study are available from the corresponding author upon reasonable request. The materials are available in the Appendix.

Competing interests

The authors declared no potential conflicts of interest with respect to the research, authorship, and/or publication of this article.

Funding

Not applicable

Authors' contributions

NvK researched literature and conceived the study under the supervision of MAF. NvK was involved in protocol development, gaining ethical approval, patient recruitment, and data analysis. NvK wrote the first draft of the manuscript. All authors reviewed and edited the manuscript and approved the final version of the manuscript.

Acknowledgements

We acknowledge support from the German Research Foundation and the Open Access Publication Fund of TU Berlin. We also thank the evangelisches Studienwerk Villigst and the German Federal Ministry of Education and Research, who provided the doctoral scholarship (NvK) without which this research would not have been possible. We thank all those who participated in the study.

References

1. Hubmann M, Pätzmann-Sietas B, Morbach H. Telemedicine and digital files - where do we stand: opportunities and challenges for implementation in everyday hospital and practice work. *Monatsschr Kinderheilkd*. 2021;169:711–6.
2. Haleem A, Javaid M, Pratap Singh R, Suman R. Medical 4.0 technologies for healthcare: Features, capabilities, and applications. *Internet of Things and Cyber-Physical Systems*. 2022;2:12–30.
3. Bertram N, Püschner F, Gonçalves ASO, Binder S, Amelung VE. Einführung einer elektronischen Patientenakte in Deutschland vor dem Hintergrund der internationalen Erfahrungen. In: Klauber J, Geraedts M, Friedrich J, Wasem J, editors.

Krankenhaus-Report 2019. Berlin, Heidelberg: Springer Berlin Heidelberg; 2019. p. 3–16.

4. Baron von Osthoff M, Watzlaw-Schmidt U, Lehmann T, Hübner J. Patientengruppenspezifische Datenhoheitsbedürfnisse und Akzeptanz der elektronischen Patientenakte. Bundesgesundheitsbl. 2022;65:1197–203.

5. Kus K, Kajüter P, Arlinghaus T, Teuteberg F. Die elektronische Patientenakte als zentraler Bestandteil der digitalen Transformation im deutschen Gesundheitswesen – Eine Analyse von Akzeptanzfaktoren aus Patientensicht. HMD. 2022;59:1577–93.

6. Bertelsmann Stiftung. Studie - Elektronische Patientenakte: Geplante Widerspruchslosung trifft auf breite Zustimmung. 2023. https://www.bertelsmann-stiftung.de/de/themen/aktuelle-meldungen/2023/februar/elektronische-patientenakte-geplante-widerspruchsloesung-trifft-auf-breite-zustimmung?tx_rsbstpress_pi1%5Bpage%5D=1&cHash=d31de4f981340aa76e0265c48fa79163. Accessed 17 May 2023.

7. Telematikinfrastruktur. Die Telematikinfrastruktur - sicherer geht nicht. Telematikinfrastruktur im Gesundheitswesen. 2023. https://www.telematikinfrastruktur.de/deu_de/panorama/sicherer-geht-nicht.html. Accessed 15 Nov 2023.

8. Feng Y, Yao Y, Sadeh N. A Design Space for Privacy Choices: Towards Meaningful Privacy Control in the Internet of Things. In: Proceedings of the 2021 CHI Conference on Human Factors in Computing Systems. Yokohama Japan: ACM; 2021. p. 1–16.

9. Sloan RH, Warner R. Beyond Notice and Choice: Privacy, Norms, and Consent. SSRN Journal. 2013. <https://doi.org/10.2139/ssrn.2239099>.

10. Kelley PG, Cranor LF, Sadeh N. Privacy as part of the app decision-making process. In: Proceedings of the SIGCHI Conference on Human Factors in Computing Systems. Paris France: ACM; 2013. p. 3393–402.

11. Schaub F, Könings B, Weber M. Context-Adaptive Privacy: Leveraging Context Awareness to Support Privacy Decision Making. IEEE Pervasive Comput. 2015;14:34–43.

12. Tang J, Shoemaker H, Lerner A, Birrell E. Defining Privacy: How Users Interpret Technical Terms in Privacy Policies. Proceedings on Privacy Enhancing Technologies. 2021;2021:70–94.

13. Braghin C, Cimato S, Della Libera A. Are mHealth Apps Secure? A Case Study. In: 2018 IEEE 42nd Annual Computer Software and Applications Conference (COMPSAC). Tokyo, Japan: IEEE; 2018. p. 335–40.

14. Meier Y, Schäwel J, Krämer NC. The Shorter the Better? Effects of Privacy Policy Length on Online Privacy Decision-Making. *MaC*. 2020;8:291–301.
15. Fabian B, Ermakova T, Lentz T. Large-scale readability analysis of privacy policies. In: *Proceedings of the International Conference on Web Intelligence*. Leipzig Germany: ACM; 2017. p. 18–25.
16. McDonald AM, Cranor LF. The Cost of Reading Privacy Policies. *I/S: A Journal of Law and Policy for the Information Society*. 2008;4:543–68.
17. Reidenberg JR, Breaux T, Cranor LF, French B, Grannis A, Graves JT, et al. Disagreeable Privacy Policies: Mismatches Between Meaning and Users' Understanding. *Berkeley Technology Law Journal*. 2015;30:39–88.
18. Obar JA, Oeldorf-Hirsch A. The biggest lie on the Internet: ignoring the privacy policies and terms of service policies of social networking services. *Information, Communication & Society*. 2020;23:128–47.
19. Dinev T, Albano V, Xu H, D'Atri A, Hart P. Individuals' Attitudes Towards Electronic Health Records: A Privacy Calculus Perspective. In: Gupta A, Patel VL, Greenes RA, editors. *Advances in Healthcare Informatics and Analytics*. Cham: Springer International Publishing; 2016. p. 19–50.
20. von Kalckreuth N, Feufel MA. Extending the Privacy Calculus to the mHealth Domain: Survey Study on the Intention to Use mHealth Apps in Germany. *JMIR Hum Factors*. 2023;10:e45503.
21. Ermakova T, Fabian B, Baumann A, Krasnova H. Privacy Policies and Users' Trust: Does Readability Matter? In: *AMCIS 2014 Proceedings*. Savannah; 2014.
22. Cherif E, Bezaz N, Mzoughi M. Do personal health concerns and trust in healthcare providers mitigate privacy concerns? Effects on patients' intention to share personal health data on electronic health records. *Social Science & Medicine*. 2021;283:114146.
23. Kroll T, Stieglitz S. Digital nudging and privacy: improving decisions about self-disclosure in social networks. *Behaviour & Information Technology*. 2021;40:1–19.
24. Li T, Slee T. The effects of information privacy concerns on digitizing personal health records: The Effects of Information Privacy Concerns on Digitizing Personal Health Records. *J Assn Inf Sci Tec*. 2014;65:1541–54.
25. Adjerid I, Acquisti A, Loewenstein G. Choice Architecture, Framing, and Cascaded Privacy Choices. *Management Science*. 2018;:mns.2018.3028.
26. Brandimarte L, Acquisti A, Loewenstein G. Misplaced Confidences: Privacy and the Control Paradox. *Social Psychological and Personality Science*. 2013;4:340–7.

27. Krasnova H, Spiekermann S, Koroleva K, Hildebrand T. Online Social Networks: Why We Disclose. *Journal of Information Technology*. 2010;25:109–25.
28. Karwatzki S, Dytynko O, Trenz M, Veit D. Beyond the Personalization–Privacy Paradox: Privacy Valuation, Transparency Features, and Service Personalization. *Journal of Management Information Systems*. 2017;34:369–400.
29. Tsai JY, Egelman S, Cranor L, Acquisti A. The Effect of Online Privacy Information on Purchasing Behavior: An Experimental Study. *Information Systems Research*. 2011;22:254–68.
30. Adjerid I, Acquisti A, Brandimarte L, Loewenstein G. Sleights of privacy: framing, disclosures, and the limits of transparency. In: *Proceedings of the Ninth Symposium on Usable Privacy and Security*. Newcastle United Kingdom: ACM; 2013. p. 1–11.
31. Wykes T, Schueller S. Why Reviewing Apps Is Not Enough: Transparency for Trust (T4T) Principles of Responsible Health App Marketplaces. *J Med Internet Res*. 2019;21:e12390.
32. Bogza L-M, Patry-Lebeau C, Farmanova E, Witteman HO, Elliott J, Stolee P, et al. User-Centered Design and Evaluation of a Web-Based Decision Aid for Older Adults Living With Mild Cognitive Impairment and Their Health Care Providers: Mixed Methods Study. *J Med Internet Res*. 2020;22:e17406.
33. Arcand M, Nantel J, Arles-Dufour M, Vincent A. The impact of reading a web site’s privacy statement on perceived control over privacy and perceived trust. *Online Information Review*. 2007;31:661–81.
34. Hartley J. Designing Instructional and Informational Text. In: Jonassen D, Driscoll M, editors. *Handbook of research on educational communications and technology*, 2nd ed. New York: Routledge; 2004. p. 917–47.
35. von Kalckreuth N, Kopka M, Appel J, Feufel MA. Unlocking the potential of the electronic health record - the influence of transparency features. 2024.
36. Tversky A, Kahneman D. The Framing of Decisions and the Psychology of Choice. *Science*. 1981;211:453–8.
37. Coventry LM, Jeske D, Blythe JM, Turland J, Briggs P. Personality and Social Framing in Privacy Decision-Making: A Study on Cookie Acceptance. *Front Psychol*. 2016;7.
38. Anaraky RG, Nabizadeh T, Knijnenburg BP, Risius M. Reducing Default and Framing Effects in Privacy Decision-Making. 2018.
39. Cherif E, Mzoughi M. Electronic health record adopters: a typology based on patients’ privacy concerns and perceived benefits. *Public Health*. 2022;207:46–53.

40. Peer E, Brandimarte L, Samat S, Acquisti A. Beyond the Turk: Alternative platforms for crowdsourcing behavioral research. *Journal of Experimental Social Psychology*. 2017;70:153–63.
41. von Kalckreuth N, Feufel MA. Influence of Disease-Related Stigma on Patients' Decisions to Upload Medical Reports to the German Electronic Health Record: Randomized Controlled Trial. *JMIR Hum Factors*. 2024;11:e52625.
42. von Kalckreuth N, Prümper AM, Feufel MA. The Influence of Health Data on the Use of the Electronic Health Record (EHR) – a Mixed Methods Approach. In: *AMCIS 2023 Proceedings*. 2023.
43. Cheng Y-H, Yeh Y-J. Exploring radio frequency identification technology's application in international distribution centers and adoption rate forecasting. *Technological Forecasting and Social Change*. 2011;78:661–73.
44. Huberman BA, Adar E, Fine LR. Valuating Privacy. *IEEE Secur Privacy Mag*. 2005;3:22–5.
45. Djamasbi S, Rochford J, DaBoll-Lavoie A, Greff T, Lally J, McAvoy K. Text Simplification and User Experience. In: Schmorrow DD, Fidopiastis CM, editors. *Foundations of Augmented Cognition: Neuroergonomics and Operational Neuroscience*. Cham: Springer International Publishing; 2016. p. 285–95.
46. Payne SL. *The art of asking questions*. Princeton: University Press; 1951.
47. Schnell R. *Survey-Interviews: Methoden standardisierter Befragungen*. Wiesbaden: Springer Fachmedien Wiesbaden; 2019.
48. Benjamini Y, Hochberg Y. Controlling the False Discovery Rate: A Practical and Powerful Approach to Multiple Testing. *Journal of the Royal Statistical Society: Series B (Methodological)*. 1995;57:289–300.
49. Wysocki AC, Lawson KM, Rhemtulla M. Statistical Control Requires Causal Justification. *Advances in Methods and Practices in Psychological Science*. 2022;5:25152459221095823.
50. Schomakers E-M, Lidynia C, Vervier LS, Calero Valdez A, Ziefle M. Applying an Extended UTAUT2 Model to Explain User Acceptance of Lifestyle and Therapy Mobile Health Apps: Survey Study. *JMIR Mhealth Uhealth*. 2022;10:e27095.
51. Uncovska M, Freitag B, Meister S, Fehring L. Patient Acceptance of Prescribed and Fully Reimbursed mHealth Apps in Germany: An UTAUT2-based Online Survey Study. *J Med Syst*. 2023;47:14.
52. John LK, Acquisti A, Loewenstein G. Strangers on a Plane: Context-Dependent Willingness to Divulge Sensitive Information. *J Consum Res*. 2011;37:858–73.

53. Krasnova H, Veltri NF, Günther O. Self-disclosure and Privacy Calculus on Social Networking Sites: The Role of Culture: Intercultural Dynamics of Privacy Calculus. *Bus Inf Syst Eng.* 2012;4:127–35.

54. Custers B, Dechesne F, Sears AM, Tani T, van der Hof S. A comparison of data protection legislation and policies across the EU. *Computer Law & Security Review.* 2018;34:234–43.

55. Statista. Internetnutzer - Anteil in ausgewählten Ländern in Europa 2023. Statista. 2023.

<https://de.statista.com/statistik/daten/studie/184636/umfrage/internetreichweite-anteil-der-nutzer-in-europa/>. Accessed 16 Aug 2024.