

1 **Assessing the impact of tungiasis on children's quality of life in**

2 **Kenya.**

3 Lynne Elson^{1,2,*}, Berrick Otieno¹, Abneel K Matharu^{3,4}, Naomi Rithi³, Esther Jebor

4 Chongwo⁵, Francis Mutebi⁶, Hermann Feldmeier⁷, Jürgen Krücken⁴, Ulrike Fillinger^{3,5},

5 Amina Abubakar^{1,5}

6

7 ¹ Kenya Medical Research Institute (KEMRI)-Wellcome Trust, Kilifi, Kenya. Orcid ID:

8 0000-0003-2264-4459.

9 ² Centre for Tropical Medicine and Global Health, Nuffield Department of Medicine,

10 University of Oxford, United Kingdom.

11 ³ International Centre of Insect Physiology and Ecology, Mbita, Kenya

12 ⁴ Institute for Parasitology and Tropical Veterinary Medicine, Freie Universität Berlin,

13 Germany

14 ⁵ Institute for Human Development, Aga Khan University, Nairobi, Kenya

15 ⁶ School of Veterinary Medicine and Animal Resources, College of Veterinary Medicine,

16 Animal Resources and Biosecurity, Makerere University, Kampala, Uganda

17 ⁷ Institute of Microbiology, Infectious Diseases and Immunology, Charité University

18 Medicine, Berlin, Germany

19

20 ***Correspondence**

21 Kenya Medical Research Institute (KEMRI)-Wellcome Trust, Hospital Road, Kilifi, Kenya

22 lynne.elson@gmail.com

23

24 **Keywords:**

25 **NOTE:** This preprint reports new research that has not been certified by peer review and should not be used to guide clinical practice.
Tungiasis, depression, parenting, quality-of-life, skin disease, NTDS

26 Abstract

27 Tungiasis is a neglected tropical skin disease caused by the sand flea, *Tunga penetrans* which
28 penetrates the skin causing considerable pain and itching. In this cross-sectional study we
29 aimed to assess its impact on the quality of life of school children in Kenya.

30 School pupils (198) aged 8-14 years with tungiasis were randomly selected and
31 interviewed using a tungiasis-specific quality of life instrument (TLQI). The caregivers of
32 each infected pupil and 199 randomly selected caregivers of uninfected pupils were
33 interviewed using the proxy KIDscreen52® to assess their child's general health-related
34 quality of life (HR-QoL). Generalized linear models were used to assess associations between
35 quality-of-life variables, children's tungiasis status and other covariables.

36 Among infected children, 62.4% had TLQI scores reflecting a moderate to very high
37 impact, with no significant difference between mild and severe cases. Severe cases had a
38 lower proxy-HR-QoL than uninfected pupils (β -21.15, 95% CI -39.63 – -2.68, $p=0.025$), but
39 this was not significant in multivariable models. For the first time, this study demonstrated
40 for children whose caregivers were depressed, tungiasis had a higher impact on their quality
41 of life (TLQI adjusted β 0.28, 95% CI 0.08–0.49, $p=0.006$) and had a lower general HR-QoL
42 (adjusted β -40.34, 95%CI -55.91– -24.76, $p<0.001$). Conversely, if their caregiver showed
43 them affection, tungiasis had a lower impact on their quality of life (TLQI, adjusted β -0.45,
44 95% CI -0.70– -0.20, $p<0.001$).

45 Further studies are needed to investigate the interaction of tungiasis with parenting
46 styles, the mental health of children and their caregivers and their effect on children's well-
47 being.

48

49 Plain English Summary

50 Tungiasis is an extremely neglected tropical skin disease which causes immense suffering
51 among children in resource poor communities in many tropical countries. A good quality of
52 life is considered a Right of all people and is consequently used as the most important
53 outcome of treatment programs. The impact on quality of life by tungiasis has only been
54 investigated in very few studies, but evidence of impact is needed to monitor interventions.
55 Here we assessed the impact of the disease on the quality of life of school pupils using a
56 disease-specific instrument with children and a general health-related instrument with their
57 caregivers. The study demonstrated the considerable impact tungiasis has on the quality of
58 life of school-age children. Tungiasis affected children's ability to sleep and caused feelings
59 of sadness and shame. Tungiasis had a greater impact on children whose caregivers were
60 depressed, and they had a lower general health-related quality of life. Conversely, tungiasis
61 had a lower impact on quality of life for children whose caregivers showed them affection.
62 Further research is needed to investigate the interaction of tungiasis with parenting styles and
63 the mental health of children and their caregivers and their effect on children's well-being.

64 Background

65 Tungiasis is a neglected tropical skin disease receiving little or no attention for research,
66 surveillance and interventions from national governments, their partners and donors. It has
67 only recently been added to the World Health Organization's list of Neglected Tropical
68 Diseases targeted for control [1].

69 Tungiasis is caused by female sand fleas (*Tunga penetrans*) which penetrate the skin
70 and stay embedded for their remaining life [2]. The disease mostly affects resource-poor
71 communities across Latin America and sub-Saharan Africa [3]. The global burden of disease
72 is unknown, but 668 million people (304 million in East Africa) have been estimated to be at

73 risk of infection[4]. The only national survey ever conducted, was in Kenya, and estimated
74 the national prevalence of tungiasis to be 1.3% [5] with the regions of the country most at risk
75 being the coastal strip, the central highlands and the west[6]. The prevalence from small
76 surveys within affected communities has been reported to range from 7% to 60% [7-10].
77 Children, particularly boys[5, 10], elderly people and people with disabilities carry the
78 highest disease burden [11].

79 The embedded flea causes severe morbidity with considerable pain and itching
80 resulting from an intense inflammatory response around the rapidly growing flea [12]
81 exacerbated by bacterial superinfection of the lesions [13]. The extent of morbidity is
82 positively correlated with the infection intensity, and having more than 10 fleas has been
83 classified as severe tungiasis [14]. While fleas have been found on any location of the body
84 that has been in contact with the soil (hands, elbows, knees, buttocks) the vast majority of the
85 embedded sand fleas are located on the feet [3].

86 Little is known about the further impact of tungiasis infection on a patient's life. The
87 pain and itching caused by inflammation have been reported to affect children's ability to
88 sleep [12], walk [12, 15], attend school [16, 17] and pay attention in class, resulting in poorer
89 school exam performance [16, 17]. Recently a study in Kenya demonstrated tungiasis was
90 associated with poor neurocognitive functioning including literacy, language, cognitive
91 flexibility, working memory, response inhibition, numeracy and fine motor skills [18]. Two
92 previous studies in Kenya using a tungiasis specific Quality of Life Index (TLQI) both
93 demonstrated tungiasis significantly impacts a child's quality of life [17, 19].

94 The World Health Organization (WHO) defines quality of life as “an individual's
95 perception of their position in the life and context of their culture and in relation to their
96 goals, expectations, standards and concerns” [20]. Health-related quality of life reflects the
97 impact of disease on quality of life. Due to the globally accepted right of all people to a good

98 quality of life, clinical trials and intervention programs are now using this as an outcome
99 measure in the treatment of various diseases such as cancer [21], diabetes [22] and lymphatic
100 filariasis [23]. Various instruments have been developed and validated to assess quality of life
101 in different populations, such as the WHODAS2.0 [24] and the KIDSCREEN [25] for
102 children and adolescents, while others are designed to be specific for certain diseases, for
103 example the DLQI for any skin disease [26] and the LFSQQ for lymphatic filariasis [27].

104 The objective of this study was to determine the impact of tungiasis on children's
105 quality of life in a large group of children in a community with a high disease burden using
106 both a disease-specific and a general health related quality of life instrument.

107

108 **Methods**

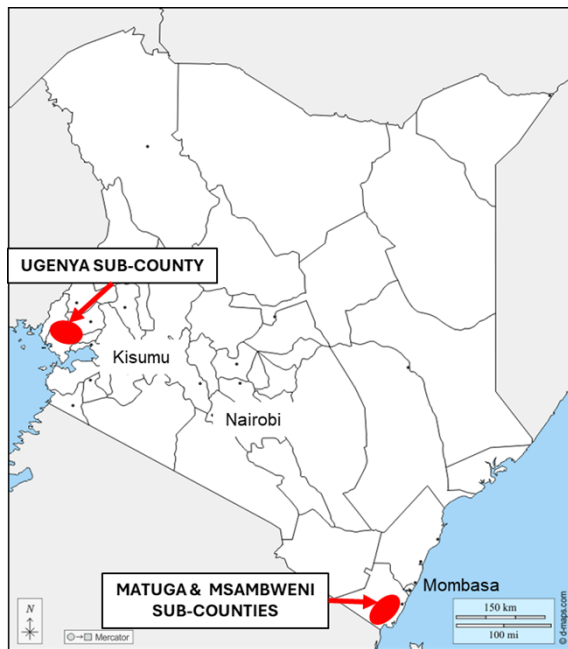
109 **Study design.**

110 This was a cross-sectional study of children aged 8 to 14 years, the age group most affected
111 by tungiasis [7], plus their caregivers. Caregivers were classified as the adult who provided
112 most of the care for the child, cooking for them, watching out for their safety and at a
113 younger age bathing them.

114 **Study setting.**

115 The study reported here is part of a larger study on the ecology and impact of tungiasis in two
116 regions of Kenya having a high prevalence of tungiasis [14]. The recruitment and data
117 collection were conducted between February 2020 and April 2021 in the sub-counties of
118 Msambweni and Mutuga of Kwale County on the southeast coast, and in Ugenya sub-county
119 of Siaya County in western Kenya (Figure 1).

120



121

122 *Figure 1. Map of Kenya to show the location of the sub-counties included in the study.*

123

124 Sample size

125 The same group of pupils were enrolled for several impact assessments, both quality of life
126 reported here, and neurocognitive function which was published previously[18]. The sample
127 size was based on the mean difference in fluency scores for infected and uninfected pupils
128 using a previous study in a similar setting with a mean category fluency of 15.97 [10].

129 Assuming a common standard deviation of 2, the study aimed to enroll 506 participants (253
130 infected and 253 uninfected) to detect at least 0.05 difference in means at $\alpha = 0.05$ and power
131 of 0.8. The sample size was calculated using Stata [11]. Inclusion criteria for infected pupils
132 were having at least one embedded flea, living in a house with an unsealed earthen floor and
133 the availability of a caregiver to provide informed consent and to also enroll for the
134 assessments. In addition to those described for infected pupils, uninfected pupils had to have
135 no signs of infection and no other infected family members.

136

137 Sampling strategy

138 To identify infected and uninfected pupils aged 8 to 14 years to enroll for the quality-of-life
139 assessments, pupils in public primary schools were enrolled and examined for tungiasis.
140 Public primary schools, 15 from Kwale and 20 from Siaya, were randomly selected from lists
141 provided by the Departments of Education using the paper lottery method. In each school, 51
142 boys and 51 girls between the age of 8 and 14 years were quasi-randomly selected by lining
143 the pupils up in three age groups; 8 and 9 years; 10 and 11 years; 12 to 14 years) and by sex
144 within each age group. Every n^{th} (depending on the total number in the group) pupil was then
145 selected in each sex and age group until 17 from each was reached, to a total of 102 in each
146 school, 3,870 pupils from both counties. Each selected pupil was carefully examined for
147 embedded fleas. For those found to be infected the number of embedded fleas (live, dead and
148 manipulated lesions) were counted. After the examinations, using a paper-lottery method, in
149 each school three boys and three girls were randomly selected from among tungiasis cases,
150 and three boys and three girls from uninfected pupils, for a total of 210 cases and 210
151 uninfected pupils for the quality-of-life assessments. One caregiver for each of these children
152 was also enrolled in the study.

153

154 Procedures

155 The selected infected and uninfected pupils were first interviewed using structured
156 questionnaires covering sociodemographic and psychosocial covariables about themselves,
157 their family, their house, and school life. Only the infected pupils were then also interviewed
158 to assess the impact of tungiasis on their quality of life using the Tungiasis Life Quality Index
159 (TLQI). The caregivers of infected and uninfected pupils were interviewed for their
160 perceptions of the health-related quality of life of their children using the proxy
161 KIDSCREEN52[®] (HR-QoL).

162 Through our previous work with families affected by tungiasis we had developed a
163 hypothesis that caregiver mental health may be an underlying factor in child neglect and poor
164 hygiene and therefore be a risk factor for tungiasis infection among children. Tungiasis has
165 previously been associated with poor hygiene[10, 28]. Consequently, the caregivers of
166 enrolled pupils were all assessed for their own mental health using the Patient Health
167 Questionnaire (PHQ-9, [29]) and their stress level using the Parental Stress Scale (PSS) [30].
168 This also enabled us to investigate whether caregiver mental health may confound the impact
169 of tungiasis on children’s quality of life.

170

171 Tools for assessing the impact of tungiasis on QoL.

172 **The tungiasis-specific instrument (TLQI)**

173 Life quality impairment was assessed using two different tools. One instrument was a
174 tungiasis-specific tool inspired by the Children’s Dermatological Life Quality Index [31]
175 which was adapted previously (TLQI) [19] and is the only quality of life instrument
176 developed for patients with tungiasis. The instrument is provided in Supporting Information
177 S2. The original tungiasis QLI tool had six domains each with one question, as listed in Table
178 1 which asked: “During the last week rate the following according to the scales (not at all,
179 only a little, quite a lot, very much): How embarrassed or ashamed did you feel because of
180 the jiggers, How much did the jiggers make it difficult for you to walk/run, How much do the
181 jiggers affect your concentration in class, affect your sleep, affect your friendships, and how
182 much are other children mean/cruel/unkind to you”.

183 Based on our personal experience of tungiasis and interacting with children with
184 tungiasis we added two new questions; “how much do the fleas make you feel sad” and “how
185 often do you feel angry” for a total of 8 domains. The maximum total score was 24. The
186 higher the score, the higher the impact of tungiasis and the lower the quality of life. The

187 instrument was piloted with a few pupils in the community who did not participate in the
188 study. This instrument is not subject to licensing and has not been systematically validated

189 **Proxy-KIDSCREEN52**

190 The second instrument assessed the caregiver's perception of the child's general
191 health-related quality of life (HR-QoL) through interviews with the caregiver using a generic,
192 standardized screening instrument for children and adolescents, the proxy-KIDSCREEN52
193 The instrument is provided in Supporting Information S3 [25]. This instrument has been
194 previously validated for use in South Africa [32], Uganda and Kenya [33, 34] and is available
195 publicly in Kiswahili [35]. This tool has 52 questions across 10 domains covering physical
196 wellbeing, psychological wellbeing, moods and emotions, self-perception, social support and
197 peers, social acceptance, school environment, autonomy, parent relations and financial
198 resources. Each domain in the KIDSCREEN52 instrument has between 3 and 7 questions
199 with each being a 5-point Likert scale.

200 As illustrated in Table 1, this instrument has some conceptual overlaps with the
201 tungiasis-specific instrument. For instance, the ability to walk and run is covered by physical
202 well-being questions while some questions under moods and emotions address feeling sad
203 and angry. Both tools included domains assessing a child's experience of stigma and
204 discrimination: feeling embarrassed or ashamed are similar to questions in self-perception,
205 affect on friendships is similar to questions in social support, and bullying is included in the
206 questions for social acceptance. Sleep disturbance is only covered in the TLQI while
207 psychological well-being, autonomy, financial resources and parent relations are only
208 covered in the KIDSCREEN52 instrument.

209 Both tools were translated from English into the local language, Kidigo or Kiswahili
210 in Kwale, Dholuo or Kiswahili in Siaya.

211 The internal consistency of each instrument was tested using Cronbach’s alpha and found
212 both instruments had good internal consistency in this population, and all domains are valid
213 components of the overall scores (HR-QoL 0.836, TLQI 0.866).

214

215 *Table 1 Comparison of the instrument domains*

TLQI-self	KIDSCREEN52-Proxy
Mobility (walk/run)	Physical well-being
Feeling angry	Moods & emotions
Feeling sad	
Shame (embarrassed)	Self-perception
Friendships	Social support & peers
Concentration due to itching	School environment
Bullying	Social acceptance
Sleep disturbance	
	Psychological well-being
	Autonomy
	Parent relations
	Financial resources

216

217 *Statistical analysis*

218 All analyses were conducted in StataNow 18 BE (Stata Corp LLC, College Station, TX,
219 USA). Disease severity was classified based on flea counts. Pupils with one to ten fleas were
220 classified as mild, while those with more than ten fleas were classified as severe disease
221 based on our previous study in this population [14].

222 **TLQI** Initially the individual domains were assessed by calculating the number of infected
223 pupils reporting “quite a lot” or “very much” impact (score of 2 or 3) for each domain to
224 identify the most affected domains. Correlation of disease severity with each domain was
225 tested using the Chi² test. The total TLQI score was calculated by summing all eight domains
226 for each pupil. For comparison with other studies, a five-level ordinal variable was generated;
227 no impact (0-1), small (2-5), moderate (6-10), large (11-15) and very large (16-24) based on

228 our previous studies in Kenya [17, 19] and the original children's CDLQI [36] (see
229 Supporting Information S4 Figure for the thresholds in a frequency histogram). Association
230 of the TLQI score with disease severity, levels of pain and itching experienced and other
231 possible explanatory and confounding variables were assessed using a mixed effect negative
232 binomial model on account of the positively skewed distribution of the scores (Supporting
233 Information S4 Figure). The school ID was included as a random effect to adjust for the
234 clustered nature of the observations. All explanatory variables were included in a univariable
235 analysis and those with a p-value less than 0.2 were included in the full multivariable model.
236 Backward elimination was used to develop the final model using Akaike information criteria
237 (AIC). Outcomes are presented as adjusted β coefficients with 95% confidence intervals and
238 p-values.

239

240 **KIDSCREEN52 (HR-QoL)** The KIDSCREEN scores were processed according to
241 the standard procedures prescribed in the manual [37]. Any negatively coded scale was
242 inverted to be positively coded. The total score for all questions in a domain was calculated.
243 This total domain score was then transformed into a Rasch person parameter and then to a T-
244 value using the international norm values available online ([38], Stata code in Supporting
245 Information S7). This transformation aims to obtain a parametric measure with a mean of 50
246 and a standard deviation of 10 for each domain. The domain T scores were summed up to
247 obtain the health-related quality of life (HR-QoL) score. The lower the score the lower the
248 quality of life. Based on the bimodal distribution of the total HR-QoL scores (Supporting
249 Information S8), mixed effect linear models with a gaussian distribution and identity link
250 were used to test the association of disease status and severity for each domain individually
251 and for the T-values (HR-QoL) with pain and itching levels experienced, and independent
252 variables. The school ID was used as a random effect to adjust for the clustered nature of the

253 observations. Outcomes are presented as adjusted β coefficients with 95% confidence
254 intervals and p-values.

255

256 **Explanatory variables**

257 The selection of possible explanatory and confounding variables to include in multivariable
258 models was guided by a conceptual framework illustrated in Supporting Information S5.

259 Variables associated with the disease, and/or considered to be associated with quality of life
260 such as parent and family characteristics, parenting style, and pupil characteristics and
261 behavior and had no conceptual overlap with the outcome variable were included (Supporting
262 Information S6 Table). These were different for the two quality-of-life measures.

263

264 **Missing responses**

265 All participants were expected to provide responses to all questions (variables). Missing
266 responses in the independent variables were ‘missing at random’ and were all less than 5% of
267 all observations (Table S6). We therefore performed these analyses under the valid missing at
268 random assumption, as we used likelihood approaches [39]. Final models included no less
269 than 90% of the observations.

270

271

272 **Ethical considerations**

273 This study was performed in line with the principles of the Declaration of Helsinki. The study
274 was approved by the KEMRI Scientific and Ethics Review Committee; approval number
275 non-KEMRI 644. Permission to conduct the study was also obtained from the county and
276 sub-county Health Management Teams and the Department of Education. Informed consent
277 was obtained from the school Head Teachers and PTA chairperson. Caregivers of the pupils
278 selected for interviews gave informed consent for their own involvement as well as for their

279 child, all ages enrolled. In addition, pupils aged 12 to 14 years themselves gave signed
280 informed assent.

281 All data were collected on PIN protected electronic tablets, stored on password
282 protected databases on the servers of the International Centre of Insect Physiology and
283 Ecology, Nairobi. Personal identifiers were removed from analyses data sets.

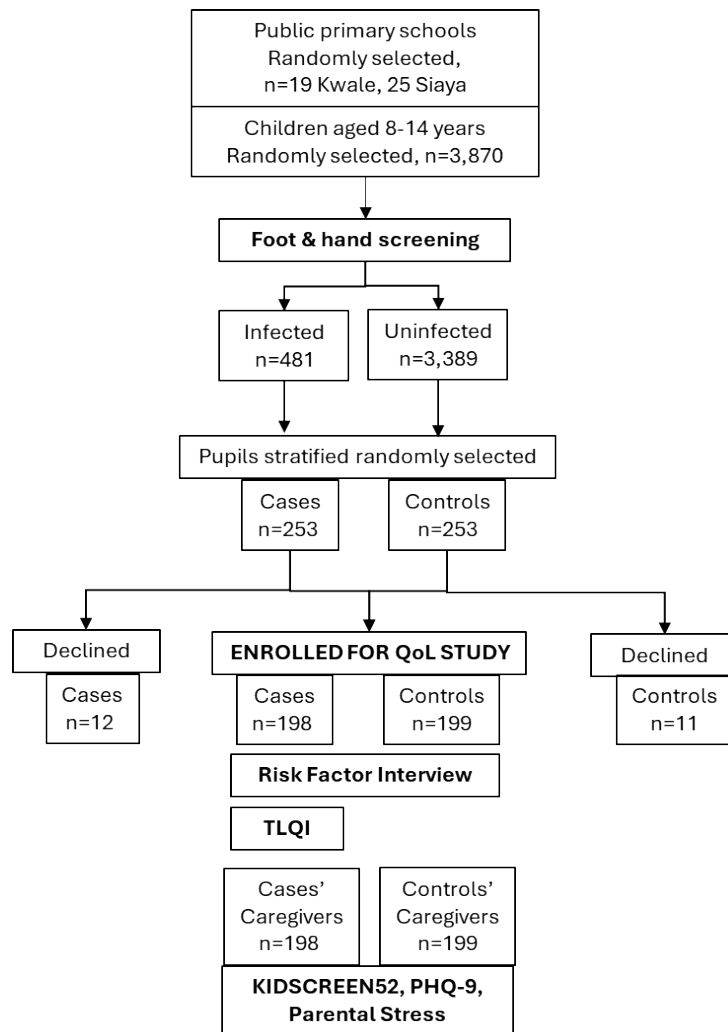
284 All pupils with tungiasis were treated by the community health workers or the local
285 health facility using benzyl benzoate, which was the product chosen by the county health
286 managers and provided by the study free of charge.

287 288 Results

289 Pupil participants

290 A total of 3,870 pupils were examined for tungiasis and 481 were found to be infected as
291 described previously [14] and illustrated in the flow chart in Figure 2. From these, 210
292 infected and 210 uninfected pupils were stratified randomly selected to participate, but only
293 198 infected and 199 uninfected pupils and their caregivers consented to enroll into the
294 quality-of-life study and were included in analyses (Figure 2). As intended by the selection
295 criteria, they were evenly distributed between Kwale (195) and Siaya (202), and between
296 boys (227) and girls (168). Of the infected pupils, 103 (52.0%) had severe disease (more than
297 10 fleas). Distribution of participants by all covariables included in the multivariable models
298 are detailed in the Supporting Information S6.

299



300

301 *Figure 2. Flow chart of pupils examined for tungiasis, selected, and enrolled for the quality-*
 302 *of-life study.*

303

304 The two instruments

305 The TLQI was only conducted with 198 infected children. The Proxy-KIDSCREEN52 was

306 conducted with the caregivers of the 198 infected children, plus caregivers of the 199

307 uninfected children.

308

309 The tungiasis life quality index

310 With this instrument we assessed the level of impact of tungiasis on the disease specific

311 quality of life of infected pupils and compare pupils with mild disease to those with severe

312 disease. The higher the score the greater the impact and the lower the quality of life.

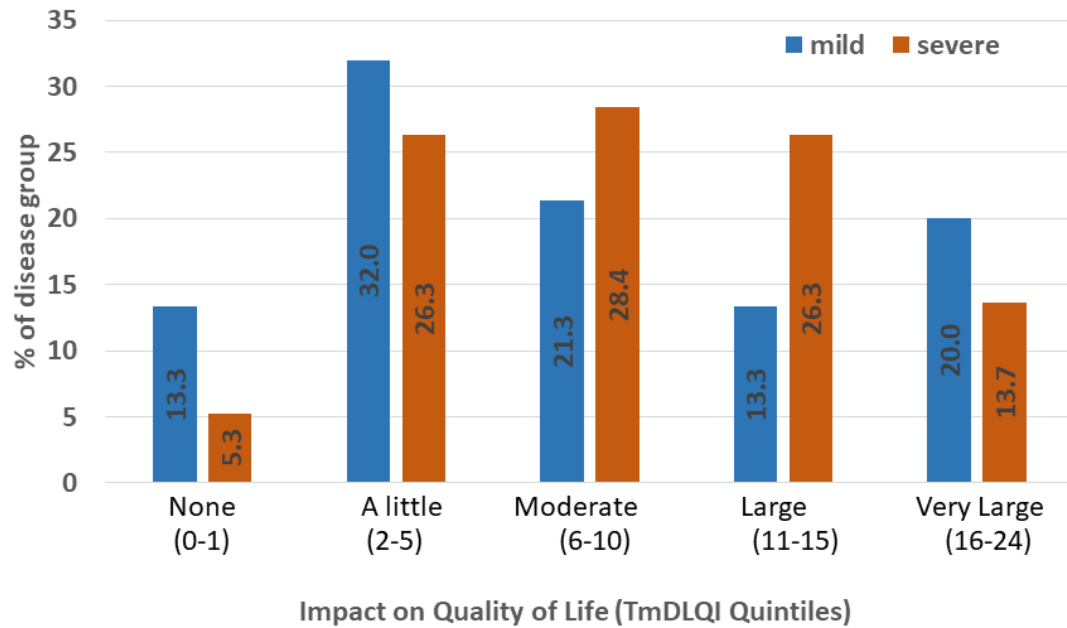
313
314 The percent of pupils who reported experiencing “quite a lot” or “very much” impact was
315 highest for disturbed sleep, feelings of shame and sadness while those domains with the
316 lowest percent of pupils experiencing these levels of impact were friendships and bullying
317 (Table 2).
318 A higher percentage of pupils with severe tungiasis reported higher levels of impact than
319 those with mild disease in all domains ($p < 0.050$) except concentration in school and bullying.

320
321
322 Table 2. Chi² correlation of TLQI domains with disease severity. Percent of pupils who
323 reported experiencing “quite a lot” or “very much” for each domain by disease severity.

Domain	All cases n=196 (%)	Mild n=94 (%)	Severe n=102 (%)	p-value
Sleep disturbance	38.3	30.9	45.1	0.040
Feeling ashamed	35.7	28.7	42.2	0.050
Feeling sad	33.7	24.5	42.4	0.009
Concentration in class	29.1	26.6	31.4	0.462
Mobility	27	21.3	32.4	0.081
Feeling angry	26.5	19.2	33.3	0.025
Bullying	23	21.3	24.5	0.591
Friendships	19.9	11.7	27.5	0.006

324
325
326 When the scores of all domains were combined for each child, the median TLQI score for all
327 pupils was 7 (interquartile range (IQR) 4–12.5). The median score for mild cases was 7 (IQR
328 3–12) and for severe cases was 8 (IQR 5–13). When grouped into five categories of impact,
329 of all cases 62.4% reported experiencing a moderate to very large impact on their quality of
330 life. Of the mild cases, 54.7% experienced this level of impact and 68.4% of severe cases
331 (Figure 3). Among the severe cases 31.6% reported no or only a small impact and 20% of
332 mild cases reported a very large impact.

333



334

335 *Figure 3. Frequency distribution of pupils across the five TLQI categories reflecting impact on*
336 *quality of life by disease severity. Blue bars: pupils with mild disease, orange bars: pupils*
337 *with severe disease.*

338 In the univariable regression analyses for TLQI we found that severe tungiasis was
339 associated with a higher TLQI (β 0.24, 95% CI 0.03–0.45, $p=0.027$; Supporting Information
340 S9). Once adjusted for other covariables in the final multivariable model this association
341 remained (adjusted β 0.27, 95% CI 0.07–0.48, $p=0.009$, Table 3).

342 In the final multivariable model other covariables were also associated with the TLQI.
343 Children whose caregivers were classified as depressed had a higher TLQI (adjusted β 0.28,
344 95% CI 0.08–0.49, $p=0.006$) than those whose caregiver was not depressed, which means
345 they experienced a higher impact from tungiasis than those whose caregivers were not
346 depressed (Table 3). Other factors associated with a higher TLQI included if a child's main
347 caregiver was not their mother (adjusted β 0.38, 95% CI 0.06–0.71, $p=0.021$). Conversely,
348 children whose caregiver reported they hug and cuddle their child had a lower TLQI than
349 children whose caregiver did not, which means they experienced a lower impact of tungiasis
350 (adjusted β -0.45, 95% CI -0.70– -0.20, $p<0.001$). Additionally, parents who only attended
351 school meetings sometimes vs. often (adjusted β -0.30, 95% CI -0.50– -0.11, $p=0.003$), and if

352 a child's mother was away a lot (adjusted β -0.45, 95% CI -0.77– -0.14, $p=0.005$) were
353 associated with lower TLQI scores (Table 3).

354 Table 3. Mixed effect negative binomial regression analysis of associations of TLQI with tungiasis severity and covariables. School ID used as
 355 random effect.
 356

Variables	Categories	N ¹	Full model (n=187)		Final model (n=189)	
			Adjusted β Coefficient (95% CI) ²	P ³	Adjusted β Coefficient (95% CI)	P
Tungiasis severity	Mild	93	ref		ref	
	Severe	102	0.24 (0.03–0.44)	0.027	0.27 (0.07–0.48)	0.009
Region	Kwale	95	ref			
	Siaya	100	-0.07 (-0.34–0.20)	0.634		
Sex	Female	56	ref			
	Male	139	0.04 (-0.18–0.26)	0.720		
Pupil age		196	0.02 (-0.04–0.08)	0.536		
Adults live with	Both parents	121	ref			
	Others	77	-0.03 (-0.39–0.32)	0.861		
Primary caregiver	Mother	145	ref		ref	
	Other adult	52	0.37 (-0.03–0.76)	0.067	0.38 (0.06–0.71)	0.021
Mother's education	Secondary	68	ref			
	None	16	0.16 (-0.22–0.53)	0.415		
	Primary	87	0.00 (-0.29–0.29)	0.985		
	Don't know	27	0.22 (-0.15–0.59)	0.250		
Father's education	Secondary	62	ref			
	None	11	-0.68 (-1.19– -0.18)	0.008		
	Primary	88	-0.11 (-0.40–0.17)	0.434		
	Don't know	36	-0.29 (-0.62–0.04)	0.089		
Mother away a lot	No	130	ref		ref	
	Yes	63	-0.37 (-0.70– -0.04)	0.030	-0.45 (-0.77– -0.14)	0.005
Parents attend school meetings	Often	83	ref		ref	
	Not often	114	-0.27 (-0.49– -0.06)	0.014	-0.30 (-0.50– -0.11)	0.003
Parents check homework	Never	35	ref			
	Sometimes	163	-0.08 (-0.36–0.20)	0.582		

Family member ill some months	No	117	ref			
	Yes	78	0.23 (-0.01–0.47)	0.059		
Caregiver depressed	No	114	ref		ref	
	Yes	81	0.31 (0.10–0.53)	0.005	0.28 (0.08–0.49)	0.006
Caregiver time spend with child	A little	146	ref			
	A lot	47	-0.10 (-0.35–0.16)	0.466		
Child fears a family member	No	130	ref			
	Yes	65	0.01 (-0.24–0.26)	0.913		
Caregiver hugs child	No	139	ref		ref	
	Yes	55	-0.37 (-0.64– -0.10)	0.007	-0.45 (-0.70– -0.20)	<0.001
Discipline style	Other	62	ref			
	Beaten	136	0.03 (-0.20–0.26)	0.788		
HHH ⁴ sex	Female	42	ref			
	Male	151	0.26 (-0.09–0.61)	0.143		
HHH age		196	0.00 (-0.01–0.01)	0.638		
Caregiver sex	Female	169	ref			
	Male	24	0.00 (-0.37–0.37)	0.990		
Caregiver age		196	0.00 (-0.01–0.02)	0.648		

357 ¹number, ²confidence interval, ³p-value, ⁴head of household

358 General health related quality of life assessed by the caregiver (KIDscreen52®).
359 With this instrument we compared the scores of uninfected pupils with pupils having mild
360 and severe tungiasis separately. The lower the score the lower the health-related quality of
361 life.

362 The domains with lowest mean scores for all pupil groups were financial resources,
363 social acceptance, and physical well-being (Table 4). The financial resources were extremely
364 low irrespective of disease status. Compared to uninfected children, those with severe
365 tungiasis were associated with lower scores in the domains of: psychological well-being (β -
366 3.53, 95% CI -6.74 – -0.32, $p=0.031$), moods and emotions (β -4.16, 95% CI -7.05 – -1.27,
367 $p=0.005$), self-perception (β -4.35, 95% CI -6.99 – -1.71, $p=0.001$), school environment (β -
368 3.05, 95% CI -5.88 – -0.22, $p=0.034$) and social acceptance (β -5.86, 95% CI-9.51 – -2.21,
369 $p=0.002$) (Table 4).

370

371 Table 4. Univariable generalized linear regression analysis for the individual domains of HR-
372 QoL (KIDSCREEN52) by tungiasis severity.

	Disease group	Mean	SD¹	β Coefficient	95% CI²		P
Physical well-being	Uninfected	51.9	12.6				
	Mild	53.8	13.7	1.90	-1.27	5.07	0.240
	Severe	49.0	13.2	-2.83	-5.91	0.26	0.073
Psychological well-being	Uninfected	52.0	13.0				
	Mild	53.6	14.1	1.67	-1.63	4.97	0.321
	Severe	48.4	14.1	-3.53	-6.74	-0.32	0.031
Moods & emotions	Uninfected	59.9	11.2				
	Mild	58.3	13.4	-1.65	-4.62	1.31	0.275
	Severe	55.8	12.9	-4.16	-7.05	-1.27	0.005
Self-perception	Uninfected	54.7	10.9				
	Mild	55.0	11.4	0.34	-2.37	3.05	0.806
	Severe	50.3	11.3	-4.35	-6.99	-1.71	0.001
Autonomy	Uninfected	48.3	13.4				
	Mild	48.9	14.1	0.60	-2.65	3.84	0.719
	Severe	48.5	12.4	0.22	-2.94	3.38	0.892
Parent relations	Uninfected	53.8	12.0				
	Mild	55.8	12.5	2.00	-1.00	5.00	0.191
	Severe	52.6	12.7	-1.20	-4.12	1.72	0.422

Financial Resources	Uninfected	28.1	7.3				
	Mild	27.8	8.9	-0.31	-2.24	1.61	0.75
	Severe	27.6	8.0	-0.48	-2.35	1.40	0.618
Social support & peers	Uninfected	46.7	14.0				
	Mild	50.6	15.2	3.99	0.52	7.45	0.024
	Severe	48.9	13.8	2.20	-1.17	5.57	0.201
School Environment	Uninfected	58.4	11.5				
	Mild	60.3	12.1	1.91	-1.00	4.81	0.198
	Severe	55.3	12.6	-3.05	-5.88	-0.22	0.034
Social Acceptance	Uninfected	42.7	13.9				
	Mild	41.4	17.5	-1.26	-5.01	2.49	0.510
	Severe	36.8	16.1	-5.86	-9.51	-2.21	0.002

373 ¹ standard deviation, ²confidence interval

374

375

376

377

378

379

380

381

382

383

384

385

386

387

388

389

390

391

When all the domain scores were combined into the overall HR-QoL score for each

child, the mean scores were lowest for children with severe tungiasis 473.4 (standard

deviation (sd 82.0) compared to 496.5 (sd 77.8) for uninfected children (Table 5). In

univariable analysis there was no association with infection when mild and severe cases were

combined (β -7.93, 95% CI -23.16 – 7.29, $p=0.307$), but when cases were separated by

disease severity, severe disease was associated with a lower HR-QoL relative to no infection

(β -21.15, 95% CI -39.63 – -2.68, $p=0.025$, Supporting Information Table S10) There was no

association of the HR-QoL with mild tungiasis relative to uninfected children. In the

multivariable model adjusting for covariables, the association between HR-QoL and severe

tungiasis was no longer statistically significant (adjusted β -13.28, 95% CI -30.71–4.15,

$p=0.135$, Table 5).

Variables that were associated with a higher HR-QoL included: residing in Siaya

county (adjusted β 38.62, 95% CI 21.83–55.41, $p<0.001$); if the father was away a lot (adjusted

β 29.48, 95% CI 12.46 – 46.50, $p=0.001$) and if the mother was away a lot (adjusted β 20.30,

95% CI 3.47 – 37.14, $p=0.018$) (Table 5). Variables associated with a lower HR-QoL

included: if the caregiver was classified as depressed (adjusted β -40.34, 95%CI -55.91–

-24.76, $p<0.001$), if a family member was chronically ill (adjusted β - 26.18, 95% CI -

392 41.63– -10.74, $p < 0.001$), and if the child chooses to go to an adult other than their parent
393 when feeling unwell (adjusted β 26.19, 95% CI -41.13– -11.24, $p = 0.001$)(Table 5).

394 Table 5. Mixed effect linear regression analysis of associations of disease status and covariables with HR-QoL (KIDSCREEN52) using school
 395 ID as random effect.

Variable	Categories	N ¹	mean	sd ²	Full multivariable (n=361)		Final multivariable (n=376)	
					Adjusted β Coefficient (95% CI) ³	P ⁴	Adjusted β Coefficient (95% CI)	P
Tungiasis status	Uninfected	199	496.5	77.8	ref		ref	
	Mild	95	505.6	85.9	9.75 (-9.00–28.50)	0.308	9.29 (-8.59–27.17)	0.309
	Severe	103	473.4	82	-10.09 (-29.37–9.18)	0.305	-13.28 (-30.71–4.15)	0.135
Region	Kwale	195	475.1	62.9	ref		ref	
	Siaya	202	509.6	93.3	35.89 (18.18–53.60)	<0.001	38.62 (21.83–55.41)	<0.001
Sex	Girls	168	495.5	81.9	ref			
	Boys	227	489.9	81.4	-3.48 (-18.83–11.88)	0.657		
Pupil age		391			-1.32 (-5.51–2.88)	0.538		
Adults child lives with	Both parents	252	491.4	79.1	ref			
	Others	143	493.8	85.9	6.96 (-19.71–33.63)	0.609		
Relationship to caregiver	Parent	295	489.4	80.6	ref			
	Other	99	501.6	83.9	3.66 (-26.38–33.69)	0.811		
Who child chooses to go to when unwell	Mother	191	507.4	79.9	ref			
	Others	199	477.9	81.1	-32.26 (-48.84– -15.68)	<0.001	-26.19 (-41.13– -11.24)	0.001
Orphaned	No	371	493.3	80.3	ref			
	Yes	26	483	98.7	-3.48 (-39.46–32.50)	0.850		
Family ill months	No	241	511.2	86.6	ref		ref	
	Yes	154	462.7	62.6	-28.89 (-45.09– -12.68)	<0.001	-26.18 (-41.63– -10.74)	0.001
Family disability	No	365	494	81.4	ref			
	Yes	28	475.9	82.3	-1.00 (-31.99–30.00)	0.950		
Mother away a lot	No	274	483.9	80.7	ref		ref	
	Yes	117	510.9	81.7	11.09 (-10.88–33.07)	0.322	20.30 (3.47–37.14)	0.018
Father away a lot	No	121	479.8	77.3	ref		ref	
	Yes	263	500.9	81.7	27.32 (9.27–45.37)	0.003	29.48 (12.46–46.50)	0.001
Caregiver depressed	No	255	508.4	79.1	ref		ref	

	Yes	142	464.4	78.6	-40.58 (-56.63– -24.52)	<0.001	-40.34 (-55.91– -24.76)	<0.001
HHH5 sex	Female	87	487.2	83.4	ref			
	Male	302	494.2	81.5	8.07 (-15.22–31.36)	0.497		
HHH age		389			-0.30 (-1.12–0.53)	0.481		
Caregiver sex	Female	355	491.3	81.3	ref			
	Male	34	507	87.8	-4.61 (-33.97–24.75)	0.758		
Caregiver age		389			0.87 (-0.13–1.86)	0.087		
Mother education	None	38	471.9	76.3	ref			
	Don't know	159	493.2	87.8	-15.16 (-46.48–16.17)	0.343		
	Primary	145	485.1	70.7	-11.04 (-38.85–16.78)	0.437		
	Secondary	53	523.6	86.6	9.90 (-24.93–44.74)	0.577		
Father education	None	13	474.3	76	ref			
	Don't know	176	486.8	85.6	-7.59 (-52.54–37.36)	0.741		
	Primary	125	489.3	75.5	0.99 (-42.92–44.89)	0.965		
	Secondary	79	514.1	80	9.98 (-34.51–54.48)	0.660		

396 ¹number, ²standard deviation, ³confidence interval, ⁴p-value, ⁵head of household

397 Pain and itching
398 Two of the major symptoms of tungiasis are pain and itching caused by the inflammation
399 induced by embedded fleas[12]. To explore whether pain and itching levels might be
400 associated with the quality-of-life measures, each infected child was asked about their
401 experience of pain and itching in their feet as part of the interview for the TLQI. In univariable
402 regression analysis the higher the category of pain the higher the TLQI (β 0.36, 95% CI
403 0.27–0.45, $p=0.001$) and likewise for itching (β 0.35, 95% CI 0.26–0.45, $p=0.001$). There was
404 no significant association of pain and itching with the HR-QoL assessment conducted by their
405 caregiver (Table 6).

406

407 Table 6. Association of pain and itching with quality-of-life scores for all infected children
408 (n=198)

409

TLQI¹	β Coefficient²	95% CI³		P
pain	0.36	0.27	0.45	<0.001
itch	0.35	0.26	0.45	<0.001
HR-QoL⁴				
pain	-6.59	-18.01	4.83	0.258
itch	-8.11	-19.62	3.40	0.167

410 ¹Tungiasis quality of life index.

411 ² β coefficient from mixed effect linear regression model with school ID as random effect

412 ³confidence interval

413 ⁴Health related quality of life score (KIDSCREEN52)

414

415

416 Discussion

417 In this study we set out to determine whether tungiasis had an impact on children's
418 quality of life and whether there was any difference between mild and severe disease, using a
419 disease-specific, and a proxy general-health related instrument. This study reinforced previous
420 findings that tungiasis, particularly severe disease, impacts children's quality of life
421 considerably and identified that children feel the most impact on their sleep and makes them
422 feel ashamed and sad. The most important new finding is that caregiver mental health was

423 strongly associated with both measures (tungiasis-specific and general health) of quality of life.
424 Children whose caregivers were classified as depressed had a higher TLQI and lower proxy
425 HR-QoL. Caregiver depression has previously been associated with poor physical and
426 cognitive development and life satisfaction among children[40, 41]. A depressed caregiver
427 gives less attention to their children[42], including their children’s personal hygiene [43]. Low
428 frequency of bathing and soap-use by children have been shown to be risk factors for tungiasis
429 [7, 10]. Not only could caregiver depression put children at greater risk for infections such as
430 tungiasis (not assessed here), but also to being more vulnerable to the impact of disease on their
431 quality of life, as seen here.

432 An important component of parenting is the display of affection through physical
433 contact and hugging the child for their psychological well-being and development, absence of
434 which can have a lifelong impact on the child [44]. In the present study, if a caregiver reported
435 that they currently hug the child, their child had a lower TLQI. Another variable reflecting
436 parent attention and care for the child, “attending school meetings”, was also negatively
437 associated with the TLQI, that is, more parent attention in a child’s life was associated with
438 tungiasis having a lower impact on the child. These findings suggest that a caregiver can
439 reduce the impact tungiasis has on their child by changing their parenting style even if they
440 cannot eliminate the disease. This should be investigated further using validated instruments
441 for parenting styles along with developing an intervention incorporating parenting styles

442 The proxy HR-QoL did not include a sleep disturbance domain, but this was the most
443 affected domain in the TLQI. Sleep deprivation is a common symptom of parasitic skin
444 diseases; tungiasis [17, 19], cutaneous larva migrans [45] and scabies [46] which is concerning
445 since it impacts cognitive performance [47], learning and memory formation [48], and can lead
446 to depression, other psychological disorders and behavioral changes [49]. In fact, assessments
447 done with these same children in this study showed that tungiasis was associated with

448 significant cognitive impacts [18]. Further studies with a larger sample size are needed to
449 confirm the associations of tungiasis with poor maternal and child mental health and cognitive
450 development and to explore possible causal pathways.

451 There was considerable discrepancy in the responses to the social acceptance (bullying)
452 domain in the two instruments. It was the most affected domain according to caregivers, while
453 it was the least affected domain according to the children themselves. Past studies have found it
454 is quite common for there to be low correlation between the child and caregiver assessments
455 [50, 51]. Children themselves may not want to admit to a stranger that they are being bullied
456 and excluded, while their caregivers are aware of the situation and did not have the same
457 inhibitions. Alternatively, the caregiver may think that the child is being bullied when in fact
458 they were not. Poor correlation between caregiver and child assessments may also be due to
459 poor parent-child relationships; the caregiver not having much knowledge of the child;
460 circumstances and denial on the part of either party; and the pressure on each to give socially
461 acceptable responses and the caregiver's stress levels [52]. The issue of bullying needs to be
462 investigated further.

463 The median TLQI score (7, IQR 4–12.5) for all patients and the proportion of children
464 who reported a moderate to very high impact (62.4%) in the current study was similar to that
465 seen in the recent nine-county survey in Kenya (9, IQR 4–13 and 68.5%) [17]. However, these
466 were considerably lower than the previous study in Kilifi County, Kenya (78%) [19], and those
467 with cutaneous larva migrans in Brazil (71%) [45]. The lower levels of impact may be purely
468 due to the tools having a different number of domains (eight and six respectively) and grouping
469 the scores differently for the quintiles. However, this difference could also be due to cultural
470 differences between the study populations. This suggests that there is need for a standardized
471 instrument and analysis processes to be used for tungiasis studies and perhaps all parasitic skin
472 diseases. The good internal consistency and frequency of a higher rating among children with

473 severe disease, suggests the addition of the two extra variables, feelings of anger and sadness
474 were probably appropriate, but the whole instrument requires systematic validation.

475 What is unexpected in this study is that 31.6% of children with severe disease reported
476 little or no impact and 20% of children with mild disease reported high levels of impact. Kehr
477 et al [53] suggest the high level of keratinization of the feet associated with fleas in chronic
478 disease means some children may experience less impact. Another possible explanation is that
479 children's responses are influenced by their past experience, familial, cultural and cognitive
480 factors that have been shown to play a role in pain perception and expression [54].

481 The TLQI was positively associated with levels of pain and itching which is perhaps
482 not unexpected since higher levels of pain are likely to make it more difficult to walk and
483 sleep. The question relating to concentration in class is specifically asked in relation to the
484 itching caused by the fleas, and itching in other chronic skin diseases has been shown to
485 worsen at night, causing sleep disturbance [55, 56]. The lack of association of the children's
486 pain and itching levels with the HR-QoL is perhaps a reflection of the fact that it was a proxy
487 assessment of the child's quality of life and that pain and itching are not associated with its
488 various domains when assessed by the caregiver rather than the child. This result combined
489 with the finding that severe disease was not associated with the HR-QoL suggests it is not a
490 suitable instrument to use to assess the impact of tungiasis in a child's quality of life.

491 **Study limitations**

492 One possible limitation of the study was that while there was some conceptual overlap,
493 the two instruments chosen for the study were quite different from each other, one being
494 disease-specific, implemented with affected children while the other addressed general health
495 and was implemented with the caregiver. Ideally, we would have included the KIDSCREEN52
496 self-assessment instrument for the child's general HR-QoL. However, we did not wish to
497 overburden the child participants who were also completing extensive cognitive assessments at

498 the same visit [18], so the proxy instrument was used instead. The good internal consistency
499 (Cronbach's alpha >0.8) in both instruments suggests they accurately measured the tungiasis-
500 or health-related quality of life respectively, in this study population. The good internal
501 consistency of the HR-QoL also indicates the international norm values for the Rasch person
502 parameters used for the KIDSCREEN52 transformations were suitable for this population. At
503 the domain level both instruments found children with severe tungiasis experienced more
504 sadness/depressive moods and shame/low self-esteem than children with mild tungiasis (less
505 than 10 fleas).

506 Another limitation related to the instruments was that the wording of the questions in
507 the TLQI was ambiguous, particularly that relating to friendships. It is not clear whether the
508 responses from the children indicate a positive or negative impact on their friendships. In this
509 study the instrument appears to be suitable, but it could still be improved and needs systematic
510 validation.

511 In conclusion, the cross-sectional study design meant that we have been able to
512 demonstrate an association of severe tungiasis with low disease-specific quality of life and of
513 other variables with both measures (TLQI and HR-QoL), but further studies are needed to
514 investigate the causality of these associations. Since there was no association of tungiasis
515 severity with the generalized HR-QoL as assessed by the proxy-KIDSCREEN52 instrument
516 suggests this may not be an appropriate instrument to assess the impact of tungiasis on quality
517 of life. The role of caregiver mental health and parenting style, as well as children's behaviors
518 in both disease incidence and quality of life of children in these resource poor communities
519 needs to be further investigated with the aim to develop holistic intervention programs aiming
520 to improve quality of life of both caregivers and children.

521

522 **Availability of data and materials**

523 The datasets supporting the conclusions of this article are available on the KEMRI-Wellcome
524 Trust Research Programme (KWTRP) Research Data Repository at Harvard Dataverse through
525 the following link: <https://doi.org/10.7910/DVN/TKXWRF>

526

527 **Supporting information:**

528 S1. Table. STROBE checklist.

529 S2. The TLQI questionnaire.

530 S3. KIDSCREEN52 parental assessment of child quality of life questionnaire.

531 S4. Figure. Frequency histogram of the TLQI scores. Red lines indicate the thresholds used to
532 create the five-level ordinal variable.

533 S5. Table. Participant Distribution by dependent and independent variables and disease status.

534 S6. Figure. Conceptual Framework for the association of tungiasis with Quality of Life

535 S7. Stata code for transforming KIDSCREEN52 scores.

536 S8. Figure. Frequency histogram of the HR-QoL T-values.

537 S9. Table. Bivariable linear regression analysis for HR-QoL

538

539 References

- 540 1. World_Health_Organization. Ending the neglect to attain the Sustainable Development Goals:
541 a road map for neglected tropical diseases 2021–2030. Geneva: World Health Organization 2020.
- 542 2. Eisele M, Heukelbach J, Van Marck E, Mehlhorn H, Meckes O, Franck S, et al. Investigations on
543 the biology, epidemiology, pathology and control of *Tunga penetrans* in Brazil: I. Natural history of
544 tungiasis in man. *Parasitol Res.* 2003;90(2):87-99. doi: 10.1007/s00436-002-0817-y.
- 545 3. Heukelbach J, de Oliveira FA, Hesse G, Feldmeier H. Tungiasis: a neglected health problem of
546 poor communities. *Trop Med Int Health.* 2001;6(4):267-72. doi: 10.1046/j.1365-3156.2001.00716.x.
- 547 4. Deka MA. Mapping the Geographic Distribution of Tungiasis in Sub-Saharan Africa. *Trop Med*
548 *Infect Dis.* 2020;5(3). Epub 2020/07/30. doi: 10.3390/tropicalmed5030122. PubMed PMID: 32722011;
549 PubMed Central PMCID: PMCPCMC7558156.
- 550 5. Elson L, Kamau C, Koech S, Muthama C, Gachomba G, Sinoti E, et al. National prevalence and
551 risk factors for tungiasis in Kenya. *Infect Dis Poverty.* 2023;12(1):85. doi: 0.1186/s40249-023-01131-x.
- 552 6. Deka M, Morshed N. Geospatial Analysis of Tungiasis Disease Transmission Risk in East Africa.
553 2022.
- 554 7. Elson L, Wiese S, Feldmeier H, Fillinger U. Prevalence, intensity and risk factors of tungiasis in
555 Kilifi County, Kenya II: Results from a school-based observational study. *PLoS Negl Trop Dis.*
556 2019;13(5):e0007326. doi: 10.1371/journal.pntd.0007326.
- 557 8. Muehlen M, Heukelbach J, Wilcke T, Winter B, Mehlhorn H, Feldmeier H. Investigations on the
558 biology, epidemiology, pathology.II. Prevalence, parasite load and topographic distribution of lesions.
559 *Parasitol Res.* 2003;90:449–55. doi: 10.1007/s00436-003-0877-7.
- 560 9. Girma M, Astatkie A, Asnake S. Prevalence and risk factors of tungiasis among children of
561 Wensho district, southern Ethiopia. *BMC Infect Dis.* 2018;18(1):456. doi: 10.1186/s12879-018-3373-5.
- 562 10. Wiese S, Elson L, Reichert F, Mambo B, Feldmeier H. Prevalence, intensity and risk factors of
563 tungiasis in Kilifi County, Kenya: I. Results from a community-based study. *PLoS Negl Trop Dis.*
564 2017;11(10):e0005925. doi: 10.1371/journal.pntd.0005925.
- 565 11. Feldmeier H, Heukelbach J, Ugbomoiko US, Sentongo E, Mbabazi P, von Samson-
566 Himmelstjerna G, et al. Tungiasis--a neglected disease with many challenges for global public health.
567 *PLoS Negl Trop Dis.* 2014;8(10):e3133. doi: 10.1371/journal.pntd.0003133.
- 568 12. Feldmeier H, Eisele M, Saboia-Moura RC, Heukelbach J. Severe tungiasis in underprivileged
569 communities: case series from Brazil. *Emerg Infect Dis.* 2003;9(8):949-55. doi:
570 10.3201/eid0908.030041.
- 571 13. Feldmeier H, Heukelbach J, Eisele M, Sousa AQ, Barbosa LM, Carvalho CB. Bacterial
572 superinfection in human tungiasis. *Trop Med Int Health.* 2002;7(7):559-64. doi: 10.1046/j.1365-
573 3156.2002.00904.x.
- 574 14. Elson L, Matharu AK, Riithi N, Ouma P, Mutebi F, Feldmeier H, et al. Characterization of
575 tungiasis infection and morbidity using thermography in Kenya revealed higher disease burden during
576 COVID-19 school closures. *Infectious Diseases of Poverty.* 2023;12(1):24. doi: 10.1186/s40249-023-
577 01080-5.
- 578 15. Declé L. Three years in savage Africa. London: Methuen; 1898.
- 579 16. Ngunjiri J, Keiyoro PN, Mwanda W. Impact of Tungiasis on acquisition of basic education
580 among children aged 5-14 years in Murang'a County, Kenya. *International Journal of Scientific*
581 *Research and Innovative Technology.* 2015;2(6):128-42.
- 582 17. Elson L, Kamau C, Koech S, Muthama C, Gachomba G, Sinoti E, et al. Children with tungiasis in
583 Kenya have poor school performance and quality of life. medRxiv preprint. 2023. doi:
584 10.1101/2023.11.17.23298667v1.
- 585 18. Otieno B, Elson L, Matharu AK, Riithi N, Chongwo E, Katana K, et al. Neurocognitive and mental
586 health outcomes in children with tungiasis: a cross-sectional study in rural Kenya and Uganda.
587 *Infectious Diseases of Poverty.* 2023;12(1):100. doi: 10.1186/s40249-023-01154-4.

- 588 19. Wiese S, Elson L, Feldmeier H. Tungiasis-related life quality impairment in children living in
589 rural Kenya. *PLoS Negl Trop Dis*. 2018;12(1):e0005939. doi: 10.1371/journal.pntd.0005939.
- 590 20. World_Health_Organization. WHOQOL: Measuring Quality of Life 2012 [cited 2023
591 11.22.2023]. WHO/HIS/HSI Rev.2012.03]. Available from:
592 <https://www.who.int/tools/whoqol#:~:text=WHO%20defines%20Quality%20of%20Life,%2C%20expectations%2C%20standards%20and%20concerns.>
593
- 594 21. Mokhtari-Hessari P, Montazeri A. Health-related quality of life in breast cancer patients:
595 review of reviews from 2008 to 2018. *Health and quality of life outcomes*. 2020;18(1):338. doi:
596 10.1186/s12955-020-01591-x.
- 597 22. Langendoen-Gort M, Groeneveld L, Prinsen CAC, Beulens JW, Elders PJM, Halperin I, et al.
598 Patient-reported outcome measures for assessing health-related quality of life in people with type 2
599 diabetes: A systematic review. *Rev Endocr Metab Disord*. 2022;23(5):931-77. doi: 10.1007/s11154-
600 022-09734-9. PubMed PMID: 35779199.
- 601 23. Thomas C, Narahari SR, Bose KS, Vivekananda K, Nwe S, West DP, et al. Comparison of three
602 quality of life instruments in lymphatic filariasis: DLQI, WHODAS 2.0, and LFSQQ. *PLoS Negl Trop Dis*.
603 2014;8(2):e2716. doi: 10.1371/journal.pntd.0002716.
- 604 24. World_Health_Organization. Measuring Health and Disability: Manual for WHO Disability
605 Assessment Schedule (WHODAS 2.0). TB Üstün NK, S Chatterji, J Rehm, editor2010.
- 606 25. Ravens-Sieberer U, Gosch A, Rajmil L, Erhart M, Bruil J, Duer W, et al. KIDSCREEN-52 quality-of-
607 life measure for children and adolescents. Expert review of pharmacoeconomics & outcomes research.
608 2005;5(3):353-64. doi: 10.1586/14737167.5.3.353.
- 609 26. Finlay AY, Khan GK. Dermatology Life Quality Index (DLQI)--a simple practical measure for
610 routine clinical use. *Clin Exp Dermatol*. 1994;19(3):210-6. doi: 10.1111/j.1365-2230.1994.tb01167.x.
- 611 27. Aggithaya MG, Narahari SR, Vayalil S, Shefuvan M, Jacob NK, Sushma KV. Self care integrative
612 treatment demonstrated in rural community setting improves health related quality of life of
613 lymphatic filariasis patients in endemic villages. *Acta Tropica*. 2013;126(3):198-204. doi:
614 10.1016/j.actatropica.2013.02.022.
- 615 28. Nsanzimana J, Karanja S, Kayongo M, Nyirimanzi N, Umuhoza H, Murangwa A, et al. Factors
616 associated with tungiasis among primary school children: a cross-sectional study in a rural district in
617 Rwanda. *BMC Public Health*. 2019;19(1):1192. doi: 10.1186/s12889-019-7481-y.
- 618 29. Kroenke K, Spitzer RL, Williams JB. The PHQ-9: validity of a brief depression severity measure.
619 *Journal of general internal medicine*. 2001;16(9):606-13. doi: 10.1046/j.1525-1497.2001.016009606.x.
- 620 30. Berry JO, Jones WH. The Parental Stress Scale: Initial Psychometric Evidence. *Journal of Social
621 and Personal Relationships*. 1995;12(3):463-72. doi: 10.1177/0265407595123009.
- 622 31. Lewis-Jones MS, Finlay AY. The Children's Dermatology Life Quality Index (CDLQI): initial
623 validation and practical use. *Br J Dermatol*. 1995;132(6):942-9. doi: 10.1111/j.1365-
624 2133.1995.tb16953.x. PubMed PMID: 7662573.
- 625 32. Taliep N, Florence M. Evaluating the Construct Validity of the Kidscreen-52 Quality of Life
626 Questionnaire within a South African Context. *South African Journal of Psychology*. 2012;42(2):255-69.
627 doi: 10.1177/008124631204200212.
- 628 33. Masquillier C, Wouters E, Loos J, Nöstlinger C. Measuring health-related quality of life of HIV-
629 positive adolescents in resource-constrained settings. *PloS one*. 2012;7(7):e40628-e. Epub
630 2012/07/16. doi: 10.1371/journal.pone.0040628. PubMed PMID: 22815776.
- 631 34. Denge AMA. Health-related quality of life among Kenyan adolescents in the context of HIV:
632 measurement issues and risk factors: University of Cape Town; 2022.
- 633 35. Abubakar A MP. Kidscreen: KIDScreen; [cited 2022 14th April 2022]. Available from:
634 <https://www.kidscreen.org/contacts/suaheli-kishwahili-kenya/>.
- 635 36. Waters A SD, Beattie P, Ezughah F, Lewis-Jones S. Severity stratification of Children's
636 Dermatology Life Quality Index (CDLQI) scores 2010 [cited 2022]. Available from:
637 [https://www.cardiff.ac.uk/medicine/resources/quality-of-life-questionnaires/childrens-dermatology-
638 life-quality-index.](https://www.cardiff.ac.uk/medicine/resources/quality-of-life-questionnaires/childrens-dermatology-life-quality-index.)

- 639 37. Ravens-Sieberer U. KIDSCREEN-52: Office of Quality of Life Measures; 2004. Available from:
640 <https://www.kidscreen.org/english/questionnaires/kidscreen-52-long-version/>.
- 641 38. Group K. KIDscreen Analysis by hand [cited 2022]. Available from:
642 <https://www.kidscreen.org/english/analysis/evaluation-by-hand/>.
- 643 39. Dziura JD, Post, L. A., Zhao, Q., Fu, Z., & Peduzzi, P. . Strategies for dealing with missing data in
644 clinical trials: from design to analysis. *The Yale journal of biology and medicine*. 2013;86(3):343.
- 645 40. Bennett IM, Schott W, Krutikova S, Behrman JR. Maternal mental health, and child growth and
646 development, in four low-income and middle-income countries. *Journal of epidemiology and
647 community health*. 2016;70(2):168-73. doi: 10.1136/jech-2014-205311.
- 648 41. Stein A, Pearson RM, Goodman SH, Rapa E, Rahman A, McCallum M, et al. Effects of perinatal
649 mental disorders on the fetus and child. *Lancet*. 2014;384(9956):1800-19. Epub 20141114. doi:
650 10.1016/s0140-6736(14)61277-0. PubMed PMID: 25455250.
- 651 42. Cummings EM, Davies PT. Maternal depression and child development. *J Child Psychol
652 Psychiatry*. 1994;35(1):73-112. doi: 10.1111/j.1469-7610.1994.tb01133.x. PubMed PMID: 8163630.
- 653 43. Runyan D, Wattam C, Ikeda R, Hassan F, Ramiro L. Child abuse and neglect by parents and
654 other caregivers. In: Krug EG, Dahlberg JA, Mercy AB, Lozano Z, LozanoR, editors. *World report on
655 violence and health* Geneva, Switzerland: World Health Organization; 2002. p. 57–86.
- 656 44. Dumas TC. Adult Health and Early Life Adversity: Behind the Curtains of Maternal Care
657 Research. *Front Physiol*. 2022;13:804239. doi: 10.3389/fphys.2022.804239.
- 658 45. Schuster A, Lesschafft H Fau - Talhari S, Talhari S Fau - Guedes de Oliveira S, Guedes de Oliveira
659 S Fau - Ignatius R, Ignatius R Fau - Feldmeier H, Feldmeier H. Life quality impairment caused by
660 hookworm-related cutaneous larva migrans in resource-poor communities in Manaus, Brazil. *PLoS
661 Negl Trop Dis* 2011;5(1935-2735 (Electronic)):e1355 doi: 10.1371/journal.pntd.0001355.
- 662 46. Worth C, Heukelbach J Fau - Fengler G, Fengler G Fau - Walter B, Walter B Fau - Liesenfeld O,
663 Liesenfeld O Fau - Feldmeier H, Feldmeier H. Impaired quality of life in adults and children with scabies
664 from an impoverished community in Brazil. *Int J Dermatol*. 2012;51(3):275-82. doi: 10.1111/j.1365-
665 4632.2011.05017.x.
- 666 47. Honn KA, Halverson T, Jackson ML, Krusmark M, Chavali VP, Gunzelmann G, et al. New insights
667 into the cognitive effects of sleep deprivation by decomposition of a cognitive throughput task. *Sleep*.
668 2020;43(7):zsz319. doi: 10.1093/sleep/zsz319.
- 669 48. Newbury CR, Crowley R, Rastle K, Tamminen J. Sleep deprivation and memory: Meta-analytic
670 reviews of studies on sleep deprivation before and after learning. *Psychol Bull*. 2021;147(11):1215-40.
671 doi: 10.1037/bul0000348.
- 672 49. Saksvik-Lehouillier I, Saksvik SB, Dahlberg J, Tanum TK, Ringen H, Karlsen HR, et al. Mild to
673 moderate partial sleep deprivation is associated with increased impulsivity and decreased positive
674 affect in young adults. *Sleep*. 2020;43(10):zsaa078. doi: 10.1093/sleep/zsaa078.
- 675 50. Achenbach TM, McConaughy SH, Howell CT. Child/adolescent behavioral and emotional
676 problems: implications of cross-informant correlations for situational specificity. *Psychol Bull*.
677 1987;101(2):213-32.
- 678 51. Koot HM. Quality of life in children: the use of parent reports. *Developmental medicine and
679 child neurology*. 2020;62(5):545-6. doi: 10.1111/dmnc.14476.
- 680 52. Boldyreva U, Streiner DL, Rosenbaum PL, Ronen GM. Quality of life in adolescents with
681 epilepsy, cerebral palsy, and population norms. *Developmental Medicine & Child Neurology*.
682 2020;62(5):609-14. doi: <https://doi.org/10.1111/dmnc.14450>.
- 683 53. Robieux I, Eliopoulos C Fau - Hwang P, Hwang P Fau - Greenberg M, Greenberg M Fau -
684 Blanchette V, Blanchette V Fau - Olivieri N, Olivieri N Fau - Klein N, et al. Pain perception and
685 effectiveness of the eutectic mixture of local anesthetics in children undergoing venipuncture. *Pediatr
686 Res*. 1992;32(5):520-3. doi: 10.1203/00006450-199211000-00004.
- 687 54. McGrath PA. Psychological aspects of pain perception. *Arch Oral Biol*. 1994;39(0003-9969
688 (Print)). doi: 10.1016/0003-9969(94)90189-9.

- 689 55. Ständer S, Ständer S. Itch in Scabies—What Do We Know? *Frontiers in Medicine*.
690 2021;8:628392. doi: 10.3389/fmed.2021.628392.
691 56. Lavery MJ, Kinney MO, Mochizuki H, Craig J, Yosipovitch G. Pruritus: an overview. What drives
692 people to scratch an itch? *The Ulster medical journal*. 2016;85(3):164-73.
693

694 [Statements and declarations](#)

695

696 [Funding information](#)

697 Research funding for this work was provided by the German Research Foundation (DFG)
698 through the project “Tungiasis in East-Africa - an interdisciplinary approach to understand the
699 interactions between parasite and host” (project number 405027164; KR 2245/7-1) granted to
700 Jürgen Krücken, Amina Abubakar, Ulrike Fillinger and Charles Waiswa. Additional support
701 was provided through *icip*e core funding by the Swedish International Development
702 Cooperation Agency (Sida); the Swiss Agency for Development and Cooperation (SDC); the
703 Federal Democratic Republic of Ethiopia; and the Government of the Republic of Kenya. LE
704 was supported by a Wellcome Trust Career Re-Entry Fellowship (grant number
705 213724/Z/18/Z). This work was written with the permission of Director KEMRI-CGMRC. The
706 views expressed herein do not necessarily reflect the official opinion of the donors. The funders
707 played no role in the design of the study, data collection, analysis, interpretation of data or
708 writing the manuscript.

709

710 [Competing interests](#)

711 All authors declare no conflict of interest.

712 [Author contributions](#)

713 Conceptualization, LE, AA, UF, FM, HF & JK; Methodology, LE, AA, EC, FM, UF & JK;
714 Formal Analysis, LE, BO, UF, JK, AA; Investigation, AM, BO, NR, EC; Resources, UF, AA,
715 JK.; Data Curation, LE, AM, NR, BO.; Writing – Original Draft Preparation, LE.; Writing –
716 Review & Editing, all; Visualization, LE.; Supervision, AA, UF, JK; Project Administration,
717 UF, JK; Funding Acquisition, LE, AA, HF, UF, JK.

718 Acknowledgements

719 We are grateful to the caregivers and pupils who participated, the school Parent Teacher
720 Associations and Head Teachers who allowed us to work in their schools, the sub-county and
721 county Directors of Health and Education who gave their approval for the study. We are
722 grateful to Ibrahim Kiche for logistics support, Andrew Espira for the set up and maintenance
723 of the RedCap data collection tools and database and Paul Mwangi for assistance with
724 transforming and interpreting the KIDSCREEN52 data. We thank the field enumerators for
725 their long hard days of work.

726

727 Ethics approval and consent to participate.

728 The study was approved by the KEMRI Scientific and Ethics Review Committee (approval
729 number non-KEMRI 644) as well as the Ethikkommission of the Charité Berlin (reference
730 number EA2/100/16). During the community entry phase, a presentation was made to the
731 county and sub-county health management teams and the department of education in both
732 counties to obtain their approval. In each school a meeting was held with the school parent
733 teachers' association (PTA) or management board to obtain their permission to conduct the
734 survey in their school. The head teacher and PTA chairperson signed the consent form on
735 behalf of the parents and school. Each child gave verbal assent. Community health workers
736 were hired and trained in each school to assist and be the link with the community emphasizing
737 that participation was completely voluntary, and subjects had the opportunity to withdraw from
738 the study at any point. Before the interviews, informed assent and consent were obtained from
739 the children and their caregivers, respectively. All assessments and interviews were conducted
740 in empty classrooms for privacy.

741 All data were collected on PIN protected electronic tablets, stored on password protected
742 RedCap databases on the icipe servers. Data were analyzed after export to Excel spreadsheets
743 without inclusion of personal identifiers.

744 All pupils with tungiasis were referred for treatment to the community health workers or the
745 local health facility using benzyl benzoate, chosen by the county health managers, and
746 provided by the study. For those with secondary bacterial infection and other illnesses
747 requiring treatment, a referral was made to the nearest health facility.

748

749 [Consent for publication](#)

750 Not applicable

751