

1
2
3
4
5
6
7
8
9
10
11
12
13
14
15
16
17
18
19
20
21
22
23

Title Page

1. Full Title: The Experiences of Patients with Vanishing Twin Syndrome: A Mixed-Methods Exploration of Patient Satisfaction and Miscarriage Information

2. Authors:

- Ms. Nichole M. CUBBAGE, MS; Frederick, Maryland; Massachusetts Pharmacy of College and Health Sciences
- Dr. Carly LEVY, DHSc; Boston, Massachusetts, Dr. Carly Levy; Massachusetts College of Pharmacy and Health Sciences
- Dr. Nicholas EMBLETON, MD; Newcastle upon Tyne, United Kingdom; Newcastle University and Newcastle Hospitals NHS Foundation Trust

3. Disclosure of Interest: The authors no conflict of interest.

4. Funding: No funding was obtained for this research.

5. Corresponding Author: Nichole McTurk Cabbage

1201 Baker Pl. S.

Apt. #44

Frederick, MD 21702

(301) 326-5977 (cell)

nicholemccabbage@gmail.com

Current Word Count: **2,665**

24 **Tweetable statement**

25 Study reveals challenges in patient-provider communication and support for individuals
26 diagnosed with Vanishing Twin Syndrome, highlighting a need for enhanced protocols and
27 guidelines for optimal care.

28 **Short Title:** The Experiences of Patients with Vanishing Twin Syndrome

29 A. Why was this study conducted?

- 30
- 31 • To explore the experiences of individuals diagnosed with Vanishing Twin
32 Syndrome and analyse common themes
 - 33 • To assess communication between healthcare providers and Vanishing Twin
34 Syndrome patients regarding potential risks, symptoms, and diagnosis.

34 B. What are the key findings?

- 35
- 36 • Negative sentiments of provider communication of Vanishing Twin Syndrome
37 risks and symptoms were commonly reported.
 - 38 • Low average rating of information received during Vanishing Twin Syndrome
39 diagnosis.
 - 40 • Patient information provision varied significantly between countries.

40 C. What does this study add to what is already known?

- 41
- 42 • Challenges in patient-provider communication and support for individuals
43 diagnosed with Vanishing Twin Syndrome are common.
 - 44 • Improved support during Vanishing Twin Syndrome diagnosis and pregnancy
45 may improve patient satisfaction
 - 46 • Identifies gaps in existing guidelines and protocols for the management of
47 Vanishing Twin Syndrome pregnancies.

47 Abstract

48 Background

49 Vanishing Twin Syndrome is a phenomenon where one or more foetuses appear to ‘vanish’
50 during pregnancy, although in two out of three cases of Vanishing Twin Syndrome there is not
51 complete vanishment of a foetus. Moreover, despite recognition of the syndrome since 1945, a
52 lack of comprehensive guidelines and protocols for its management remains, which may create
53 challenges in patient care and support.

54 Objectives

55 To explore the experiences of individuals diagnosed with Vanishing Twin Syndrome and analyse
56 common themes among diagnoses and patient-provider communication regarding potential risks
57 and symptoms during pregnancy.

58 Study Design

59 A global, online survey was created with Qualtrics and comprised 11 questions, including
60 quantitative demographic questions, open-ended qualitative questions, and a sliding-scale rating
61 question. Participants eligible for the study were individuals over the age of 18 who were
62 previously diagnosed with Vanishing Twin Syndrome, currently experiencing Vanishing Twin
63 Syndrome, or believed they may have experienced Vanishing Twin Syndrome without a formal
64 diagnosis. Data analysis utilized Qualtrics' Stats iQ and Crosstabs iQ tools.

65 Results

66 Participants reported negative sentiments regarding provider communication of Vanishing Twin
67 Syndrome risks and symptoms, with an average sentiment score of -0.7. Over 53% of responses

68 ranked as -1 on the sentiment scale. The average rating of general information received during
69 Vanishing Twin Syndrome diagnosis was 3.5 out of 10. More than 43% of respondents were not
70 informed of the chorionicity during their Vanishing Twin Syndrome pregnancy despite the
71 known potential impacts of chorionicity on the surviving foetus(es). Discrepancies in
72 information provision were observed across multiple countries, with differences resulting from
73 variations in the quality of patient education and support.

74 Conclusion

75 The study highlights challenges in communication and support for individuals diagnosed with
76 Vanishing Twin Syndrome and emphasizes a need for improved patient education and guidelines
77 for optimal care. Addressing gaps in patient-provider communication and support may lead to
78 better outcomes and experiences for patients diagnosed with Vanishing Twin Syndrome, as well
79 as their families. Further research is warranted to explore long-term implications and develop
80 tailored interventions for the management of Vanishing Twin Syndrome pregnancies that are
81 also beneficial for patients who experience other forms of miscarriage and infant death in both
82 singleton and multiple pregnancies.

83

84

85 Keywords

86 Vanishing Twin Syndrome, Vanished Twins, pregnancies of multiples, twins, multiples, patient
87 experience, phenomenology, miscarriage, foetal death, patient information, protocol

88 Introduction

89 Vanishing Twin Syndrome (VTS) occurs when one or more fetuses ‘vanish’ from the
90 womb, leading to various outcomes depending on factors such as foetal death cause and
91 gestation period. The three main outcomes of VTS observed include: resorption of deceased
92 fetuses by surviving ones (hence ‘vanishing’), the development of a blighted ovum (i.e., empty
93 sac), and the calcification and compression of deceased fetuses against surviving ones (i.e.,
94 *foetus papyraceous*) (Zamani & Parekh, 2021). Despite the three potential outcomes of vanishing
95 twin syndrome (VTS), none guarantees complete disappearance of the deceased foetus(es)
96 (Zamani & Parekh, 2021). VTS can occur in any trimester but is most common in the first
97 (Zamani & Parekh, 2021). However, if VTS occurs later, risks to the surviving multiple(s) and
98 the mother are significantly higher than in the first trimester (Sun et al., 2017). Recent research
99 indicates that reabsorption poses developmental and health risks for survivors and mothers, even
100 when foetal deaths occur as early as 6-8 weeks gestation (Davies et al., 2016). These risks are not
101 yet widely recognized on a clinical level (Song et al., 2020; Weitzner et al., 2023).

102 Existing standards of care reflect the need for improved clinical protocols regarding
103 miscarriage during pregnancy (Weitzner et al., 2023). Research also suggests that
104 communication informing VTS patients, in particular about miscarriage, may not be clear among
105 healthcare providers due to communication skills and sub-/conscious opinions and biases that
106 may impact their emotional views and logical reasoning (Brann et al., 2020; Hayton, 2010).
107 Additionally, what constitutes human remains can vary. This can further exacerbate challenges
108 for ensuring adequate patient information and foetal remain disposal/memorialization.

109 Gaps in VTS research contribute to policy inconsistencies (Weitzner et al., 2023) Aside
110 from the biologically complex aspects of this type of miscarriage, confusion is further

111 compounded with ambiguity surrounding the very terminology used to denote and discuss the
112 syndrome. For example, while ‘Vanishing Twin Syndrome’ is the most commonly used, it
113 implies relevance only to twins, leading to misunderstandings in the literature (Batsry & Yinon,
114 2022). Other terms used include ‘Vanishing Twins Syndrome’ (plural) (Batsry & Yinon, 2022;
115 Roberts & Toth, 2020; Sun et al., 2017). Moreover, although the syndrome may appear to be
116 exclusive to twins, VTS occurs in approximately half of triplet pregnancies, over 35% of twin
117 pregnancies, and at least 20% of assisted reproductive techniques (ART) pregnancies (Zamani &
118 Parekh, 2021). This complexity reflects a need for clarity in terminology and information
119 surrounding VTS.

120 Establishing guidelines that serve pregnancies where there is a loss of one or more
121 fetuses can be challenging as they necessitate the involvement of professionals that comprise
122 the complex system of care coordination (Weitzner et al., 2023). For example, guidelines may
123 include patient options or resources for foetal remains disposal, memorialization, bereavement,
124 and counselling (Cubbage, 2023). However, establishing guidelines can be challenging as the
125 laws and protocols for discerning and handling human remains and the classification of foetal
126 remains as ‘medical waste’ may vary between care providers, institutions, states, and nations
127 (Middlemiss, 2021; Nahidi et al., 2021).

128 The National Institute for Health and Care Excellence (NICE) in the UK provides
129 evidence-based guidance for health and social care. NICE offers comprehensive maternal care
130 guidelines, covering antenatal, intrapartum, and postnatal care to ensure safe maternity services.
131 While these guidelines do not mention VTS specifically, they address multiple pregnancies in
132 general. E.g., foetal growth monitoring, screening for specific complications (e.g., Twin-to-Twin
133 Transfusion Syndrome), and providing emotional support for expectant parents (Weitzner et al.,

134 2023). Moreover, although the academic literature denotes risks for VTS patients as early as 6-8
135 weeks gestation, NICE guidelines currently suggest recording chorionicity and amnionicity
136 between 11w2d and 14w1d (National Institute for Health and Care Excellence, 2013). One study
137 found that implementing NICE guidelines reduced twin stillbirths (Khalil et al., 2020). Canada is
138 the only nation to mention Vanishing Twin explicitly in health guidelines. Clinical resources for
139 providers surrounding VTS are scarce. This is further reflected by searching for the syndrome in
140 clinical decision support tools like BMJ's Best Practice.

141 As far as the research team is aware, this study is the first to explore the experiences of
142 individuals who experienced Vanishing Twin Syndrome (VTS) by analysing common themes
143 among diagnoses, prognoses, and patient-provider experience. This information will then be used
144 to make suggestions for potential ways to improve patient care and communication. This is
145 important due to aforementioned trends surrounding VTS and patient experiences.

146 Materials and Methods

147 A global, online survey was created and analysed with Qualtrics. The survey contained
148 11 questions consisting of several quantitative demographic questions, several open-ended
149 qualitative questions, and one sliding-scale rating question. All questions were optional.

150 The survey was open to participants for three months. During that period, a combination
151 of snowball sampling, voluntary response sampling, and convenience sampling was deployed
152 due to the small population of VTS participants. The researchers distributed the survey in various
153 VTS and twinless twin parent and survivor support groups, as well as via numerous bereavement
154 and research organizations and social media platforms. Organizations included Multiples of
155 America, the International Council for Multiple Birth Organisations, Return to Zero H.O.P.E.,

156 the Pregnancy Loss and Infant Death Alliance, and Twins Trust. Many organizations shared the
157 survey publicly (i.e., via their websites and social media platforms) in addition to sharing
158 privately with their members. Social media platforms used included LinkedIn, Facebook,
159 Instagram, X.

160 The data analysis phase utilized Qualtrics' Stats iQ and Crosstabs iQ tools to determine
161 the experiences and sentiment of participants. Individuals were eligible for this study if they
162 were over the age of 18, were able to complete an online survey in English, and could claim at
163 least one of the following:

- 164 a. They were previously diagnosed with Vanishing Twin Syndrome (VTS) prior to the
165 study;
- 166 b. They were currently experiencing VTS at the time of the study; or
- 167 c. They believed they may have previously experienced VTS without receiving a formal
168 diagnosis

169 Institutional approval for this study was provided by the Institutional Review Board at the
170 Massachusetts College of Pharmacy and Health Sciences on May 2, 2024 (reference number -
171 IRB-2022-2023-123) prior to study commencement. Study recruitment period began on February
172 27, 2024 and ended April 27, 2024. All participants provided informed, written consent virtually
173 via the study survey. The study was deemed exempt as no private health information was asked
174 of participants in the study survey.

175 Results

176 As denoted in Figure 1 of the 153 responses received total (N = 153), more than 60%
177 came from the United States. However, responses also came from Europe, Australia and New
178 Zealand, Central America, and the Middle East.

179 [INSERT FIGURE 1 HERE]

180 When asked to describe how provider(s) informed participants of any potential risks or
181 symptoms associated with VTS, the average sentiment score was -0.7 with over 53% of
182 responses ranking as a -1 (Table 1). The sentiment ranking scale contains options -2, -1, 0, 1, and
183 2 (with -2 being the most negative, 0 being neutral, and 2 being the most positive). The standard
184 deviation was 0.8, reflecting a high variation in the quality of responses received from each
185 nation.

Table 1. Sentiment analysis of participant recollection of how provider(s) offered information any potential risks or symptoms associated with VTS.	
Total Response Count	N = 148
Average Score	-0.7
Median Score	-1.0
Standard Deviation	0.8
Sentiment Score (-2 = most negative, 2 = most positive)	Percent of responses received per score
-2	10.1%
-1	53.4%
0	30.4%
1	2.7%
2	2.7%

186

187 When asked to rate the information received during the VTS diagnosis on a scale of 0-10
188 (10 being the most informative and 0 being the least). Out of 143 responses from over 15
189 nations, the average score was 3 with a standard deviation of 2.6, which reflects a high variation
190 in the quality of information received from the patient's perspective. Countries that scored greater
191 than 4.5 included Romania, South Africa, and the United Arab Emirates with ratings of 6.0, 7.0,
192 and 6.0, respectively. However, each of these countries only had one response. Thus, additional
193 research is needed to determine if the standard deviation is representative of the level of variation
194 that exists between those countries.

195 When asked if respondents were informed of the chorionicity of their multiples' during
196 their VTS pregnancy, more than 43% of respondents said 'no', as illustrated in Figure 2.
197 Australia had an equal amount of 'yes' and 'no' responses while just under half of the responses
198 from the United States were marked 'no', as noted in Figure 3. Just over 40% of responses from
199 countries comprising the United Kingdom were also marked 'no'. Responses received from
200 Canada and New Zealand indicate providers in these nations do the best job informing VTS
201 patients of chorionicity based on self-reported patient experiences.

202 [INSERT FIGURE 2 HERE]

203 [INSERT FIGURE 3 HERE]

204 The following five responses are direct quotes gathered from participants in response to
205 the following survey prompt: Describe how your provider(s) informed you of your Vanishing
206 Twin Syndrome diagnosis and the foetal loss(es) that occurred or is currently occurring within
207 your body.

208 *They told me at my 7.2 ultrasound that the heart of the second baby was too slow*
209 *and he was a little behind for his size, so I would be losing him. They booked me*
210 *another ultrasound 10 days later and his little heart had stopped.*

211 *I went in for an ultrasound at 5 weeks pregnant due to bleeding. I was told I was*
212 *having a di/di twin pregnancy. Both sacs appeared to have implanted “perfectly.”*
213 *Two weeks later I was on vacation and experienced bright red bleeding. I went to*
214 *the emergency room and was told there was only one baby and there were no*
215 *longer any signs of a twin pregnancy. Because it was a different hospital, they did*
216 *not diagnose me with VTS because they did not have confirmation that my*
217 *pregnancy had originally been a twin pregnancy. When I returned to my own*
218 *doctor’s office the next week, I received the VTS diagnosis.*

219 *OBGYN told me it was a “piece of junk”. ER Doctor told me I was pregnant with*
220 *twins but only one had a heartbeat, paperwork showed the chorionicity.*

221 *Went to the ER for bleeding early pregnancy thinking I was only pregnant with*
222 *one baby and miscarrying, ultrasound showed 2 sacs/yolk sacs. I was informed*
223 *through numerous test results and ultrasound notes.*

224 *I was simply shown my living child and the second gestational sack. I had*
225 *experienced a prior anembryonic pregnancy, prior twin stillbirth, and prior twin*
226 *live birth, so my provider just acknowledged that the second sac had been a*
227 *second embryo, but it was not developing.*

228 Overall, the responses above reflect the diverse ways in which healthcare providers
229 convey the diagnosis of Vanishing Twin Syndrome, from direct communication to instances of

230 confusion due to conflicting information. Additionally, the responses illustrate the complex
 231 network of care that can be demanded by obstetrics and gynaecology, especially when there is a
 232 reduction in a multiple pregnancy.

233 Table 2 contains a list of participant responses compiled when asked if there was any
 234 information/resource(s) not received during their VTS experiences that they wish they would
 235 have.

Table 2. Information/resources desired by patients during their Vanishing Twin Syndrome experience
Information on support groups
Acknowledgement that Vanishing Twin Syndrome is also a miscarriage
Acknowledgement of feeling of loss
Information on possible long-term effects on surviving child(ren) postpartum
Information on risks to surviving fetus(es) in utero
Genetic testing information
Acknowledgement of physical and mental symptoms
Help talking with spouse
Grief and loss information/resources
Counseling and mental health resources
Information on chorionicity/amnionicity
Support group information
Why Vanishing Twin Syndrome occurred
Sex of deceased multiple(s)
Information on removal of deceased fetal remains
Information on disposal/memorialization/preservation of deceased fetal remains
Health risks for mother
Better medical imaging of fetus(es)
Information on potential implications for future pregnancies
Better records/information to refer back to regarding initial diagnosis
Better bedside manner from physician to respect loss of child
Any information
Honesty from providers

236

237

Comment

238 a. Principal Findings

239 The principal findings of this study reflect challenges faced by individuals diagnosed
240 with Vanishing Twin Syndrome in terms of communication with their respective
241 healthcare providers and the level of information received during diagnosis. Participants
242 reported overall negative sentiments regarding how providers informed them of potential
243 risks or symptoms associated with VTS. Additionally, the study revealed a low average
244 rating of the information received during VTS diagnosis. Together, these novel data
245 indicate a need for improvement in education and support for both provider and patients.

246 b. Results in the Context of What is Known

247 The results presented in this manuscript align with previous literature highlighting the
248 lack of comprehensive guidelines and protocols surrounding VTS diagnosis and
249 management. Despite efforts such as those by the National Institute for Health and Care
250 Excellence in the United Kingdom, explicit mention of VTS in guidelines remains scarce,
251 leading to inconsistencies in patient care and support in healthcare systems across the
252 globe. This study contributes to the existing body of knowledge by being the first to light
253 on VTS patient experiences and highlight areas for improvement in clinical practice.

254 c. Clinical Implications

255 The study findings underscore the importance of enhancing communication between
256 healthcare providers and patients diagnosed with VTS. Improved patient education and
257 support regarding potential risks and symptoms associated with VTS are crucial for
258 ensuring optimal patient outcomes and well-being. Clinicians should strive to provide
259 comprehensive information during the diagnosis of VTS, addressing patients' concerns
260 and offering appropriate emotional support. Additionally, there is a need for the

261 development of specific guidelines and protocols tailored to the management of VTS
262 pregnancies to ensure consistent and standardized care across healthcare settings.

263 d. Research Implications

264 This study highlights several unanswered questions and areas for future research in the
265 field of VTS. Further investigation is warranted to explore the long-term psychological
266 and physiological implications of VTS on both patients and surviving multiples.

267 Additionally, prospective studies are needed to evaluate the effectiveness of interventions
268 aimed at improving patient-provider communication and support in the context of VTS
269 diagnosis and management. Longitudinal studies tracking the outcomes of VTS
270 pregnancies and the experiences of individuals diagnosed with VTS may also be able to
271 provide valuable insights into optimal clinical management strategies which will likely
272 vary by jurisdiction and institution.

273 e. Strengths and Limitations

274 Strengths of this study include its global reach and inclusion of participants from diverse
275 geographic regions, providing a broad perspective on patient experiences with VTS. The
276 utilization of both quantitative and qualitative data collection methods allowed for a
277 comprehensive understanding of the topic. However, limitations include the reliance on
278 self-reported data and the sampling methods used, which may be subject to recall bias
279 and sampling bias, respectively. Responses gained throughout this research do not
280 include individuals who do not have access to online surveys. Additionally, the study's
281 cross-sectional design limits the ability to establish causal relationships between
282 variables. Relationships between variables are also inhibited in some cases as medical
283 education/training, laws, and regulations can vary by nation, state/province, and

284 individual institutions. Moreover, most of the responses gathered were from 1995 –
285 present. Older populations born before routine ultrasound use may have received VTS
286 diagnoses (e.g., postpartum identification of foetus papyraceous) but were less likely.
287 Despite the decline of this population, it is necessary to acknowledge their existence,
288 consider the impacts of technological advancements, and understand how such
289 advancements may impact data availability and results gathered therefrom.

290 f. Conclusions

291 In conclusion, this study highlights the challenges faced by individuals diagnosed with
292 VTS in terms of communication with healthcare providers and the level of information
293 received during diagnosis. Addressing these gaps in clinical practice can lead to better
294 patient-provider communication, and improved patient outcomes and experiences for
295 VTS patients, families, and providers.

297 Acknowledgments

- 298 1. Multiples of America
- 299 2. Dr. Marc A. Nascarella, Employed by: Massachusetts College of Pharmacy and Health
- 300 Sciences
- 301 3. International Council of Multiple Birth Organisations (ICOMBO) and Dr. Carloyn Lister
- 302 (Chair and Research Director)
- 303 4. Dr. Anthony Lacina, Employed by: Massachusetts College of Pharmacy and Health
- 304 Sciences
- 305 5. Dr. Helen Ewing, Employed by: Massachusetts College of Pharmacy and Health
- 306 Sciences
- 307 6. Dr. Kiley Hanish, Founder and President of Return to Zero H.O.P.E.
- 308 7. Pregnancy Loss and Infant Death Alliance (PLIDA)
- 309 8. Twins Trust
- 310 9. Dr. Jeff Craig, Employed by: Murdoch Children's Institute
- 311 10. Dr. Wolfgang Rumpf, Employed by: the University of Maryland Global Campus
- 312 11. The Columbus Mothers of Twins Club
- 313 12. Alvaro Danilo Silva, Employed by: Silva Music Studios
- 314 13. Alison Jacobson, CEO of First Candle
- 315 14. Zane Welker, Employed by: Phosphorix Ltd.

316

317 None of the above individuals or entities served as funding sources or sources of compensation,

318 whether financial or in the form of services or complimentary products.

319 During the preparation of this work the author(s) used ChatGPT 3.5 in order to reduce the word
320 count of the original manuscript. After using this tool/service, the author(s) reviewed and edited
321 the content as needed and take(s) full responsibility for the content of the publication.

322 References

323 Batsry, L., & Yinon, Y. (2022). The vanishing twin: Diagnosis and implications. *Best*
324 *Practice & Research Clinical Obstetrics & Gynaecology*, *84*, 66–75.

325 <https://doi.org/10.1016/j.bpobgyn.2022.03.009>

326 Brann, M., Bute, J. J., & Scott, S. F. (2020). Qualitative assessment of bad news delivery
327 practices during miscarriage diagnosis. *Qualitative Health Research*, *30*(2), 258–267.

328 <https://doi.org/10.1177/1049732319874038>

329 Cubbage, N. (2023). The deliverance of miscarriage information and fetal loss in multiple
330 pregnancies and Vanishing Twin Syndrome (VTS): Enhancing patient-provider relationships
331 by improving the patient experience. *Journal for Prenatal and Perinatal Psychology and*

332 *Health*, *37*(2). [https://appahjournal.birthpsychology.com/wp-](https://appahjournal.birthpsychology.com/wp-content/uploads/journal/published_paper/volume-37/issue-2/qUH1G9Tg.pdf)

333 [content/uploads/journal/published_paper/volume-37/issue-2/qUH1G9Tg.pdf](https://appahjournal.birthpsychology.com/wp-content/uploads/journal/published_paper/volume-37/issue-2/qUH1G9Tg.pdf)

334 Davies, M. J., Rumbold, A. R., Whitrow, M. J., Willson, K. J., Scheil, W. K., Mol, B. W., &

335 Moore, V. M. (2016). Spontaneous loss of a co-twin and the risk of birth defects after

336 assisted conception. *Journal of Developmental Origins of Health and Disease*, *7*(6), 678–

337 684. <https://doi.org/10.1017/S2040174416000301>

338 Hayton, A. (2010). Carrying a single twin: Breaking the silence to reduce stress. *Journal for*
339 *Prenatal and Perinatal Psychology and Health*, *25*(1), 33–43.

340 <https://www.proquest.com/docview/884622823>

- 341 <http://www.ncbi.nlm.nih.gov/books/NBK563220/>
- 342 Khalil, A., Giallongo, E., Bhide, A., Papageorgiou, A. T., & Thilaganathan, B. (2020).
343 Reduction in twin stillbirth following implementation of NICE guidance. *Ultrasound in*
344 *Obstetrics & Gynecology*, 56(4), 566–571. <https://doi.org/10.1002/uog.22051>
- 345 Middlemiss, A. (2021). Pregnancy remains, infant remains, or the corpse of a child? The
346 incoherent governance of the dead foetal body in England. *Mortality*, 26(3), 299–315.
347 <https://doi.org/10.1080/13576275.2020.1787365>
- 348 Nahidi, S. M., Awad, F., Mills, D., Lewis, V., & Woolard, P. (2021). Fetal remains post-
349 spontaneous abortion: Ethical consideration. *International Journal of Clinical Pediatrics*,
350 10(4), 83–85. <https://theijcp.org/index.php/ijcp/article/view/466>
- 351 National Institute for Health and Care Excellence. (2013, September 18). *Multiple*
352 *pregnancy: Twin and triplet pregnancies Quality standard [QS46]*. Quality statement 1:
353 Determining chorionicity and amnionicity.
354 [https://www.nice.org.uk/guidance/qs46/chapter/quality-statement-1-determining-](https://www.nice.org.uk/guidance/qs46/chapter/quality-statement-1-determining-chorionicity-and-amnionicity)
355 [chorionicity-and-amnionicity](https://www.nice.org.uk/guidance/qs46/chapter/quality-statement-1-determining-chorionicity-and-amnionicity)
- 356 Roberts, D. J., & Toth, T. L. (2020). Vanishing twins conceived through fresh in vitro
357 fertilization: Obstetric outcomes and placental pathology. *Obstetrics & Gynecology*, 135(6),
358 1426–1433. <https://doi.org/10.1097/AOG.0000000000003888>
- 359 Song, H., Larsson, H., Fang, F., Almqvist, C., Pedersen, N. L., Magnusson, P. K., &
360 Valdimarsdóttir, U. A. (2020). Risk of psychiatric disorders among the surviving twins after
361 a co-twin loss. *eLife*, 9, e56860. <https://doi.org/10.7554/eLife.56860>

- 362 Sun, L., Jiang, L. X., & Chen, H. Z. (2017). Obstetric outcome of Vanishing Twins
363 Syndrome: A systematic review and meta-analysis. *Archives of Gynecology and Obstetrics*,
364 295(3), 559–567. <https://doi.org/10.1007/s00404-017-4289-9>
- 365 Weitzner , O., Barrett, J., Murphy, K., Kingdom, J., Aviram, A., Mei-Dan, E., Hiersch, L.,
366 Greg, R., Van Mieghem, T., Abbasi , N., Fox, N., Rebarber, A., Berghella, V., & Melamed,
367 N. (2023). National and international guidelines on the management of twin pregnancies: A
368 comparative review. *American Journal of Obstetrics and Gynecology*, 229(6), 577–598.
369 <https://doi.org/10.1016/j.ajog.2023.05.022>
- 370 Zamani, Z., & Parekh, U. (2021). *Vanishing Twin Syndrome*. StatPearls Publishing.
371 <https://www.ncbi.nlm.nih.gov/books/NBK563220/>

Country	Count	Percent
---------	-------	---------

Figure 1.
Number
of
responses
per
country of
residence
while
pregnant
with
Vanishing
Twin
Syndrome
(N = 153)

United Stat	103
United King	17
Canada	11
Australia	6
New Zealar	6
Czech Repu	1
Finland	1
Germany	1
Mexico	1
Netherland	1
Pakistan	1
Qatar	1
Romania	1
South Afric	1
United Aral	1

Primary country of residence while pregnant with VTS	
Australia	3.9%
Canada	7.2%
Czech Repu	0.7%
Finland	0.7%
Germany	0.7%
Mexico	0.7%
Netherland	0.7%
New Zealar	3.9%
Pakistan	0.7%
Qatar	0.7%
Romania	0.7%
South Afric	0.7%
United Aral	0.7%
United King	11.1%
United Stat	67.3%

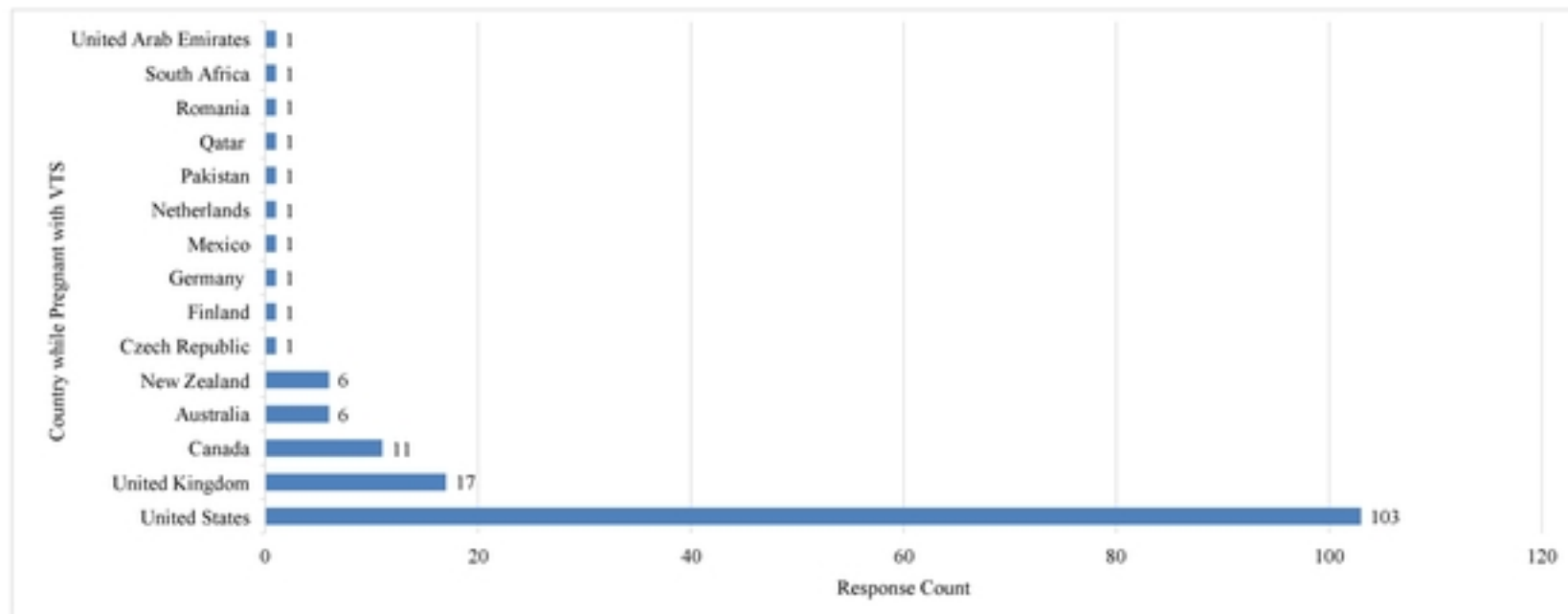


Fig 1

Summary of Were you informed of the chorionicity of your multiples during your VTS diagnosis? Chorionicity is the number of placentae in a pregnancy. For example, a twin pregnancy may contain one or two placentae, depending on the type of twins.

Categorical Summary

Sample Size Number of Distinct Categories

153 of 153 2

Were you informed of chorionicity? Count Percent of Total Confidence Interval (Percent of Data)

Yes 87 56.9% 48.9% to 64.4%

No 66 43.1% 35.6% to 51.1%

Were you informed of chorionicity?	Count	Percent
Yes	87	56.9%
No	66	43.1%

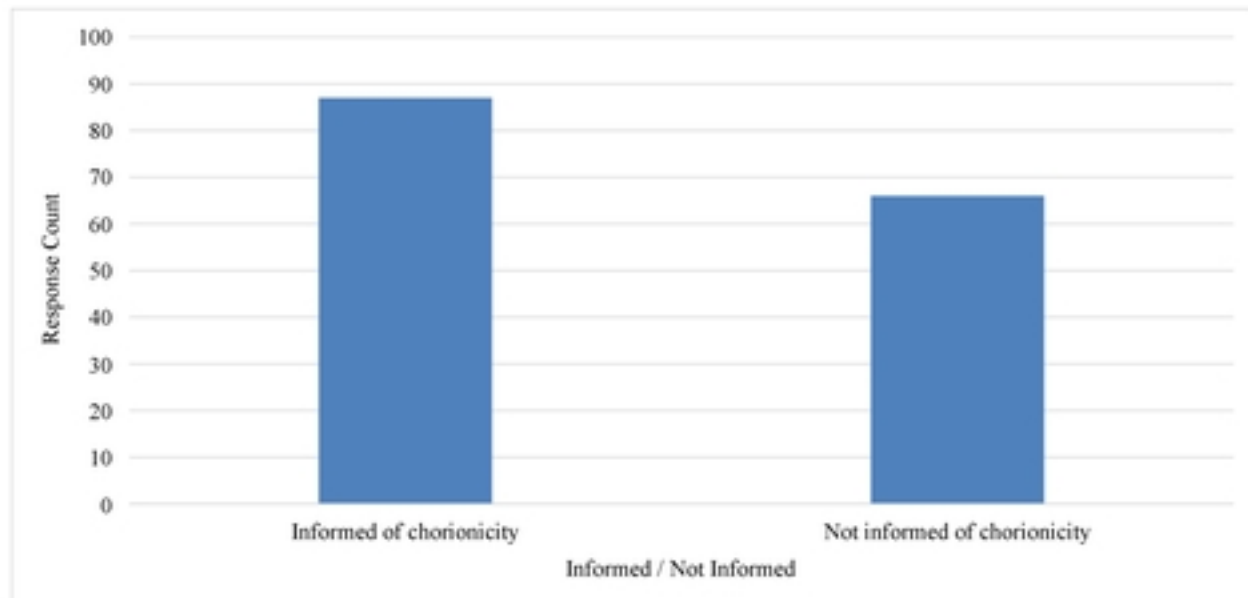


Fig 2

There is no statistically significant relationship between What was your primary country of residence while pregnant with VTG, and Were you informed of the chorionicity of your multiples during your VTG diagnosis? Chorionicity is the number of placentae in a pregnancy. For example, a twin pregnancy may contain one or two placentae, depending on the type of twins.

The data starting from A6 provides the basic contingency analysis summary.

Chi-Squared Test

Basic	Advanced
Statistical Significance	0.121363
Effect Size (Medium)	0.364736
Sample Size	152

Select a chart and choose "Clustered Column", "100% Stacked Column", or "Pie" chart in Powerpoint or Excel, to change the chart type.

If you would like to group by "What was your primary country of residence while pregnant with VTG," instead of "Were you informed of the chorionicity of your multiples during your VTG diagnosis?" Chorionicity is the number of placentae in a pregnancy. For example, a twin pregnancy may contain one or two placentae, depending on the type of twins., select the chart then click "Switch Row/Column" (PC) or "Switch Plot" (Mac) in the chart tools.

Percent of responses by nation that were informed of the chorionicity of their multiples during their VTG diagnosis

Informed or Not Informed of Chorionicity

Australia	50.0%	50.0%
Canada	90.0%	9.1%
New Zealand	100.0%	0.0%
United King	58.8%	41.2%
United State	51.5%	48.5%

Count

	Yes	No	3
Australia	3	3	
Canada	10	1	
Czech Rep.	0	1	
Finland	0	1	
Germany	1	0	
Mexico	1	0	
Netherlands	0	1	
New Zealand	5	0	
Pakistan	1	0	
Qatar	1	0	
Romania	0	1	
South Africa	1	0	
United Arab	1	0	
United King	10	7	
United State	13	10	

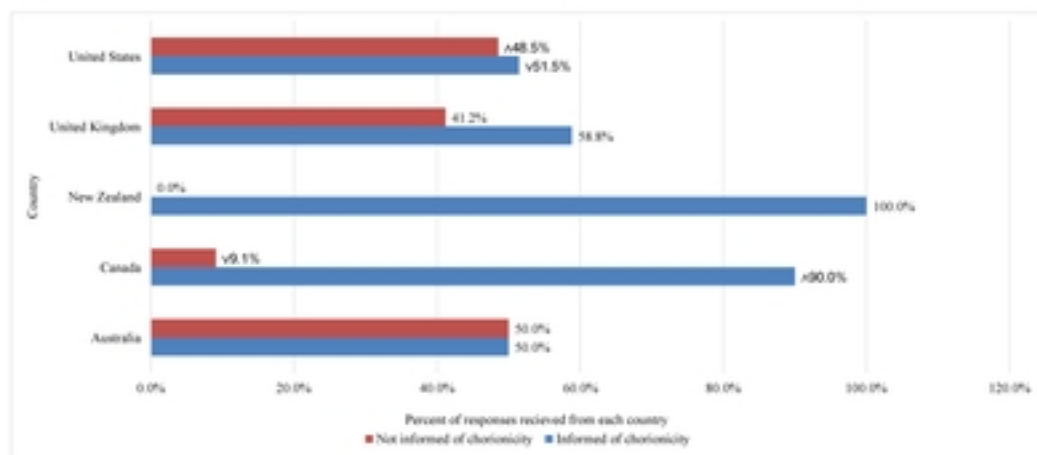


Fig 3