



Disruption of Normal Saline Supply Chain due to Natural Disaster: an analysis of the impact of normal saline shortage on anesthesia practice in a large hospital system and models towards resiliency

1 **Rashid Hussain, MD¹, Elizabeth Pickle, MD², Taylor Lonjin, DO¹, Janine Then, PharmD³,**
2 **Ryan Rivosecchi, PharmD³, Jessica Cassavaugh, MD, PhD⁴, Mark Fichman, PhD⁵, Ata Murat**
3 **Kaynar, MD, MPH^{2,6}**

4 ¹Virginia Commonwealth University, Division of Critical Care Medicine, Department of
5 Anesthesiology, Richmond, Virginia, United States of America

6 ²University of Pittsburgh Medical Center, Department of Anesthesiology, Pittsburgh, Pennsylvania,
7 United States of America

8 ³University of Pittsburgh Medical Center, School of Pharmacy, Pittsburgh, Pennsylvania, United
9 States of America

10 ⁴Beth Israel Deaconess Medical Center, Department of Anesthesiology, Harvard Medical School,
11 Boston, Massachusetts, United States of America

12 ⁵Carnegie Mellon University, Tepper School of Business, Pittsburgh, Pennsylvania, United States of
13 America

14 ⁶University of Pittsburgh Medical Center, Department of Critical Care Medicine, Pittsburgh,
15 Pennsylvania, United States of America

16

17 **Correspondence:**

18 Rashid Hussain, MD

19 **Keywords:** Natural Disaster, Supply Chain, Normal Saline, COVID-19, Resource Allocation

20 **Abstract**

21 In the wake of the COVID-19 pandemic and upheaval in the global supply chain, the healthcare
22 sector has grappled with acute shortages of essential resources. Such shortages, while intensified
23 recently in scale and frequency, are not new, as natural disasters have posed recurrent challenges. An
24 illustrative example is the impact of Hurricane Maria in September 2017, which severely disrupted
25 the production of normal saline (% 0.9 NaCl fluid bags) in Puerto Rico. Hospitals relying on "just in
26 time" delivery models found themselves in a precarious situation, prompting a need for innovative
27 solutions to sustain care delivery amidst the crisis. The occurrence underscores the vulnerability of
28 healthcare infrastructure to external disruptions and emphasizes the need for adaptive strategies to
29 ensure the resilience of the system in the face of unforeseen challenges.

30 Consequently, our focus shifted to an examination of the impact of Hurricane Maria on saline
31 supplies at the University of Pittsburgh Medical Center (UPMC) towards building a resilient model.
32 This study aims to elucidate how the flagship hospitals of the system navigated the challenges posed
33 by the shortage, both at the individual provider level and on a broader, system-wide scale.

34 This investigation spanned an 18-month study period, encompassing the analysis of intravenous (IV)
35 fluid demand and usage patterns before, during, and after the hurricane. Employing a multi-faceted
36 approach, we integrated quantitative data with qualitative insights derived from three months of
37 "participant observation" and survey data. This mixed-methods approach enabled us to see how
38 individuals and systems within UPMC adapted to the crisis. Systems level adaptation occurred at
39 UPMC's operating room (OR), pharmacy and distribution supply chain levels, including by
40 decreasing OR demand, while at the individual level healthcare providers changed their behavior by
41 turning to alternative medications and carrier fluids. These adaptive measures undertaken at UPMC
42 offer insights for future crises at both the organizational and individual levels within the healthcare
43 system.

44 **Introduction**

45 The pharmaceutical supply chain's reliance on a "just in time" delivery model poses a vulnerability to
46 hospitals with limited storage capacity for essential resources, particularly crystalloid solutions. This
47 vulnerability became evident when Hurricane Maria struck Puerto Rico in September 2017, leading
48 hospital systems, including the University of Pittsburgh Medical Center (UPMC), into a supply crisis.

49 In the Operating Rooms (ORs) of the UPMC Health System, where anesthesiologists and nurse
50 anesthetists depend on readily available IV fluids for safe patient care, the shortage of 0.9% sodium
51 chloride (normal saline or N.S.), posed a significant challenge. Our investigation focused on
52 analyzing the demand and usage patterns of IV fluid before, during, and immediately after Hurricane
53 Maria, shedding light on how our local healthcare system responded to surgical needs amid a
54 disrupted supply chain.

55 Our findings are contextualized within the broader landscape of the U.S. healthcare system, which
56 grapples with persistent drug shortages. The Food and Drug Administration (FDA) defines drug
57 shortages as instances where the demand for a drug exceeds its supply within the U.S. Sterile
58 injectables and parenteral medications are particularly susceptible, given their high production costs
59 and the stringent requirements for maintaining manufacturing facilities. Notably, compliance issues
60 with regulatory standards at manufacturing facilities have contributed to significant shortages in the
61 past.

62 Since the onset of the COVID-19 pandemic, these supply strains had become even more pronounced,
63 with heightened demand for critical supplies like alcohol hand sanitizers, face masks, and intermittent
64 shortages of various other medical supplies. In the aftermath, the healthcare system has continued to
65 be plagued by shortages. This underscores the urgency of learning from case studies such as ours, as
66 they offer insights into adaptive strategies and innovations that can enhance the resilience of
67 healthcare systems in the face of acute demands and supply chain disruptions.

68 **Materials and Methods**

69 The UPMC Q.I. committee approved the project entitled "The pattern of use of IV fluids in the
70 operating rooms before and after nationwide IV fluid shortage and associated complications - Project
71 ID: 1445." We collected the data needed to study the crisis response from the two major teaching
72 hospitals of UPMC-- Presbyterian (PUH) and Montefiore University Hospital (MUH) hospitals,
73 which have a total capacity of 750 medical and surgical beds, 150 ICU beds, and 40 anesthetizing
74 locations including ORs, cystoscopy and bronchoscopy suites.

75 Data collection encompassed OR usage of crystalloid from central databases and qualitative survey
76 responses from operating room providers in the Department of Anesthesiology and Perioperative
77 Medicine. We chose the study period of 18 months from April 2017 to the start of October 2018 to
78 include IV fluid demand and usage before, during, and after Hurricane Maria in September 2017. We
79 collected IV fluid "demand" data (requested volume and supply by OR pharmacy) for both small
80 (≤ 500 mL) and large volume (> 500 mL) IV fluid from the supply management and pharmacy
81 services at UPMC for the 18-month study period. Data on "usage" were collected from the electronic
82 medical records, pharmacy charges, and supply chain management. To elucidate how the UPMC
83 system responded during this shortage, we conducted surveys and analyzed using qualitative
84 methods. We did survey anesthesia providers involved in the administration of IV fluids and our
85 questions focused on the use of IV fluids in the OR, use patterns in the OR, what they were used for,
86 alternative solutions, and perceptions of how the shortage impacted care.

87 **Results**

88 **Operating Room IV Fluid Demand and Usage Data**

89 The demand data for small and large IV fluid bags over the 18-month study period are presented in
90 Figures 1 and 2. The hurricane started on September 16th, 2017, and major storm activity ceased on
91 October 2nd, 2017. Small volume IV fluid bag demand began to decrease in October 2017. Strain in
92 the supply was detected by the UPMC supply management system and was readily apparent in
93 November when the full-scale implementation of alternatives had taken place. The total number of
94 small-volume IV fluid bags supplying PUH & MUH operating rooms decreased dramatically from
95 1,652 in October 2017 to zero in November 2017. It remained depressed well below pre-hurricane
96 numbers until supply began to increase again in June 2018.

97 At PUH, this trend appeared to be primarily driven by changes in 100 mL and 250 mL bags. For
98 example, the 100 mL bags ranged from 388 bags/month in July 2017 to 288 bags/month in
99 September 2017, 96 bags/month in October 2017, and remained zero after that until June 2018
100 (Figure 1a). Small volume IV fluid bags followed a similar trend at MUH, with all small volume bag
101 types diminishing to zero in November 2017 until supply began to increase in March 2018 (Figure
102 1b) slowly. The total demand for large volume IV fluids remained relatively unchanged through the
103 18 months at both PUH and MUH; however, the choice for IV Plasmalyte 148, also known as
104 Plasma-Lyte A, did almost double at both locations, with an inflection point in January 2018 at PUH
105 and in November 2017 at MUH (Figures 2a and 2b, respectively). Demand for large volume Lactated
106 Ringer's (L.R.) solution appeared to experience a mild decline starting in November 2017 at both
107 hospitals. Large-volume normal saline demand remained relatively stable at MUH until it decreased
108 in December 2017. Demand for large volume 0.45% sodium chloride or half-normal saline, also
109 declined at both PUH and MUH during the study period, although less severely than small volume
110 bags with less usage at baseline (Figure 2).

111 **Qualitative and Survey Data**

112 A total of 80 unique anesthesia providers (nurse anesthetists and anesthesiologists) who were self-
113 selected to have been present during the shortage responded to the survey from the total
114 anesthesiologist, resident, and nurse anesthetist staff at UPMC Presbyterian and Montefiore. The
115 survey comprised of questions on utilization of large and small normal saline IV fluid bags.

116

117 **Drug Shortage Survey Data**

118 One question asked participants, “Which medications were on shortage that you felt most adversely
119 affected your care?” Survey respondents reported that their experience of shortages was related to
120 normal saline (21.25%, n=17), lidocaine (11.25%, n=9)—both specifically affected during Hurricane
121 Maria—, narcotics (21.25%, n=17), sodium bicarbonate (3.75%, n=3), and “other” (41.25%, n=33),
122 which included responses such as bupivacaine spinals, beta-blockers, vasopressin, and ketamine
123 (drugs periodically on shortage generally).

124 Some of the key comments regarding the shortages (in general and specific to fluid) included:

- 125 - "We often have medication shortages that result in my using either non-optimal drugs or
126 drugs that I am less familiar with to treat our patients."
- 127 - "Not having availability to the best medication options for our patients. Not having IVF bags
128 and treating a lot of hypotension."
- 129 - "I have had to choose medications that were not ideal for my patients' care."
- 130 - "The decrease (sic) or lack of remifentanil does alter the care of some of my neuro-anesthesia
131 care. The saline shortage with not being able to hang saline on all G.I. patients so even today
132 the G.I. lab no longer uses maintenance fluids for their cases not even colons who had
133 preps..."

134

135 **Small Saline Bag Survey Data**

136 Small volume saline bags are commonly used to dilute and deliver medications. In response to a
137 question regarding their use of small volume saline bags, 60% of respondents reported using small
138 saline bags daily. When asked for what purpose they used small saline bags, 13.75% (n=11) of
139 respondents replied they used them for insulin, 18.75% (n=15) responded for antibiotics, 5% (n=4)
140 for ketamine, and 50% (n=40) responded "other" with the comment field revealing that 45% of those
141 specifically mentioned remifentanil, 10% responding with a vasopressor, and the remainder listing
142 magnesium or dilute medications generally. A follow-up question asked what their alternative
143 crystalloid of choice was, to which 16.25% (n=13) responded D5W, 12.5% (n=10) responded D5LR,
144 and 51.25% (n=41) responded "other." Under "other," respondents did not have a uniform or trend in
145 responses for alternatives, writing in a range of responses, from "none" to "pharmacy prepared bags"
146 to "unsure" to "larger bags."

147

148 **Large Saline Bag Survey Data**

149 Though the large normal saline bag supplies were less strained, we collected IV fluid use responses
150 and changes in their use patterns. Regarding the purpose of use, there was limited scope for the use of
151 these larger bags: 10% (n=8) of respondents replying it was their "routine crystalloid," 25% (n=20)
152 responding it was used as a carrier with blood transfusions, 20% (n=16) responding it was continued
153 from pre-op, 5% (n=4) using it with hyperkalemic patients, 2.5% (n=2) using it to help start an IV,
154 and 33.75% (n=27) responding "other" --with 15% of those reporting use for a neurosurgical case
155 and the rest declining to use it at all. When asked about frequency of use of the larger saline bags,
156 36.25% (n=29) responded never using it at all, 15% (n=12) monthly, 31.25% (n=25) weekly, and
157 15% (n=12) daily. Additionally, for their alternative crystalloid, respondents overwhelmingly
158 responded Plasma-Lyte at 53.75% (n=43), followed by lactated ringer solution (LR) at 31.25%
159 (n=25) and 10% (n=8) choosing "other" writing "Plasmalyte or LR" in the comments section.
160 Specific medications in the OR affected (in terms of usage) included remifentanyl, a rapidly esterized
161 opioid used for neurosurgical cases and has to be mixed before a case usually, ketamine used for
162 chronic pain patients, and an adjunct in Enhanced Recovery After Surgery (ERAS) protocols, insulin,
163 and antibiotics. Surgical load as determined by hours of OR time decreased in a planned manner,
164 correlated with the time of the hurricane (See Figure 3), providing some relief during the crisis.
165 Nonetheless, innovation and adaption were implemented as seen in the survey at the level of bolus
166 dosing medications used previously in infusions, providers making their own syringe-pumps for
167 drugs, or relying on new pharmacy preparations which took planning to implement (ex: order the
168 night before to ensure availability for scheduled case).

169 Discussion

170 We present a case study detailing the healthcare system's response to a critical shortage of small bags
171 of normal saline in the aftermath of a natural disaster. The crisis had a dual origin, stemming from
172 chronic shortages in the parenteral drug and fluid supply, exacerbated by the immediate impact of an
173 environmental disaster—specifically, Hurricane Maria. The adverse effects were particularly
174 pronounced in the U.S. supply of small bags, defined as 250 mL or less (with small volume
175 parenteral being 100 mL or less) of normal saline.⁶ Baxter, a leading IV fluids manufacturer,
176 temporarily ceased operations at all Puerto Rican plants for a month, with power restored only by
177 November 2017.⁷⁻⁸ UPMC, operating normally in August 2017, found itself unexpectedly facing a
178 disruption in saline bag supply due to the hurricane—an unforeseen and "random" event. This natural
179 disaster provided a unique opportunity to analyze the repercussions of such seemingly arbitrary
180 occurrences. Throughout this period, the strain on anesthesia supply services necessitated adaptive
181 strategies until a sustainable solution could be implemented.

182 Adaptation during this crisis manifested at various levels, encompassing both systems-based
183 adjustments within pharmacy and supply chain sectors, as well as individual responses, particularly
184 notable among anesthesia providers in the operating room. The emphasis on adaptability in crisis
185 situations can foster innovation to ensure the survival of the system, albeit with an inherent risk of
186 potential errors.

187 Individual adaptation by anesthesia providers in the operating room revealed a heightened risk of
188 errors, such as drug dilution and microbial contamination. The shift to individual mixing outside the
189 controlled environment of a compounding pharmacy raised concerns. Survey participants, when
190 queried about preferred alternatives to small volume saline bags for compounding medications,
191 presented diverse responses, indicating a lack of uniformity in their coping strategies during the
192 shortage crisis.

193 Notably, providers expressed challenges in safely administering anesthetics for neurosurgical cases,
194 where the customary practice of mixing remifentanyl infusions in small saline bags was disrupted by
195 shortages. The reliance on small saline bags as a compounding source for crucial medications like
196 antibiotics, ketamine, insulin, vasopressors, and remifentanyl became evident. In response, providers
197 resorted to mixing medications in alternatives or substituting with alternative medications, such as
198 opting for long-acting narcotics and increased use of propofol in lieu of remifentanyl. Interestingly,

199 for ketamine and insulin, a systemic solution emerged with pharmacy pre-mixing bags,
200 demonstrating a collaborative approach. The increased regulation of medications through pre-mixed
201 or compounded bags from the central pharmacy mitigated challenges associated with compounding
202 during the shortage, offering a systemic remedy to address individual concerns and enhance overall
203 safety protocols.

204 Also at the individual level, a noticeable decline in demand for 1L normal saline bags was observed,
205 despite not being officially declared in shortage. Instead, there was a discernible shift towards
206 alternatives such as Lactated Ringer and Plasma-Lyte. This trend coincided with recent clinical trials,
207 specifically the SMART-SURG and SMART-MED studies, focusing on the impact of crystalloids on
208 surgical and medical outcomes.⁹⁻¹⁰ These trials, well-known during the study period, provided
209 support for considering alternative crystalloids over normal saline.

210 The Isotonic Solutions and Major Adverse Renal Events Trial in Medicine (SMART-MED) and
211 Surgical patients (SMART-SURG) investigated critically ill medical and surgical ICU patients,
212 comparing the outcomes of normal saline versus balanced crystalloids. The primary endpoint was a
213 major adverse kidney event within 30 days, defined as death, new renal-replacement therapy, or
214 persistent renal dysfunction. The results showed a slight difference in major adverse kidney events
215 (15.4% in normal saline vs. 14.3% in balanced crystalloids groups, $p=0.04$). Notably, acute kidney
216 injury rates suggested that the use of balanced crystalloids could be equally effective in resuscitation.
217 Some anesthesia providers acknowledged that these studies influenced their choice of crystalloid,
218 reflecting a growing awareness and consideration of the evolving evidence base in their clinical
219 decision-making processes.

220 Systemic solutions during this acute crisis have notably focused on two key areas: the operating room
221 (OR) pharmacy's provision of standardized solutions and the broader system supply chain at UPMC.

222 The emphasis on the OR pharmacy providing standardized solutions has proven crucial in addressing
223 the challenges posed by the shortage. By preparing standardized solutions, the pharmacy significantly
224 reduces the risk of dilution errors and contamination. This standardized approach not only enhances
225 patient safety but also streamlines the process of adopting alternative solutions in a timely manner.
226 The OR pharmacy, in this context, has emerged as a strategic player in improving the delivery of
227 critical medications and actively contributing to closed-loop planning for scheduled cases. The

228 study's findings highlight the positive impact of this approach, particularly with the standardization
229 and preparation of Ketamine and Insulin by the local pharmacy.

230 Expanding on this concept, the broader idea of localizing or "reshoring" pharmaceuticals within the
231 continental US mainland or even more specifically local hospital and healthcare system framework
232 emerges as a proactive strategy. This approach aims to mitigate the impact of acute shortages by
233 establishing a healthcare system-driven pharmaceuticals model, thereby increasing the availability of
234 high-quality pharmaceuticals.

235 The significance of localization became evident during Hurricane Maria when Baxter's facilities were
236 incapacitated, leading to the depletion of national reserves on the U.S. mainland.⁷ Subsequently,
237 months later, the situation improved with increased supply from alternative manufacturers like B.
238 Braun Medical and ICU Medical, as well as the establishment of alternative production sites,
239 including Brazil by January 2018.³

240 Consideration of pharmaceutical localization aligns with the vision outlined by U.S. Homeland
241 Security, envisioning large hospital systems such as UPMC and Kaiser Health taking on the
242 production of key medications or medical supplies. While this proactive measure could enhance the
243 healthcare system's resilience, startup costs and the ongoing maintenance of such facilities on the
244 mainland have been primary arguments against pursuing this strategy.¹¹

245 Other systems solution during this crisis included, for example, the decrease in demand. This was
246 done with decreased case volume, as seen in Figure 3 with surgical load. Elective cases were
247 decreased though reason for this being the hurricane itself is unknown due to the retroactive nature of
248 aspects of this study. Notably though, all providers were made aware of the crisis and shortage
249 affecting supply and need with the resultant drop reflecting a systemic change in planning.

250 **Lessons Learned**

251 Unfortunately, the frequency of disasters is projected to rise in the coming decades due to global
252 environmental changes.¹² The recent pandemic of COVID-19 exemplified the strain on the supply
253 chain for sedatives and analgesics,¹³ compelling hospitals and providers to rapidly explore alternative
254 sources or even resort to in-house manufacturing, often under non-standard hygienic conditions.⁴ As
255 discussed, while the idea of health systems producing their own drugs presents challenges,

256 particularly in terms of upfront investment and costs, local production supported by government
257 initiatives could offer cost savings and strategic advantages.¹⁴

258 Furthermore, this study underscores the crucial role of well-trained healthcare providers in building
259 resilience into the system. Although providers can take initiative individually, implementing system
260 controls with feedback, such as pharmaceutical oversight of compounding with streamlined
261 processes, is essential for ensuring the safe and timely delivery of medications. The study also
262 reveals that resource limitations prompted a shift towards safer balanced crystalloids, aligning with
263 recommendations in the literature. These changes, initiated at the individual level, contribute to
264 systemic adaptations, while shifts in case volume demonstrate a bottom-up influence on the system.

265 Importantly, in response to natural disaster challenges, the American Medical Association (AMA)
266 and the United States Pharmacopeia (USP) recently published recommendations that hospital
267 systems can take to overcome supply chain shortages. These include: 1) Incentivize advanced
268 manufacturing technology and develop new continuous manufacturing technology for critical drugs
269 and active pharmaceutical ingredients; 2) Improve the function and composition of the Strategic
270 National Stockpile; and 3) Improve multinational cooperation on supply chain resilience.¹⁵

271 In future long-term planning, it is essential to integrate a systematic strategy that allows the
272 healthcare system to adapt to individual-level changes. We present a framework, depicted in Figure
273 5, which outlines the steps to construct a resilient healthcare system. Based on our experience
274 working with health systems and suppliers, leaders can embrace four pivotal initiatives to strengthen
275 their supply chains. First and foremost, enhancing visibility within the supply chain is crucial.
276 Internally, this means consolidating inventory data and utilizing innovative tools like RFID bar-
277 coding to improve comprehension of inventory levels across different care settings. Externally,
278 partnering with group purchasing organizations (GPOs) and distributors provides valuable insights
279 into supply chain dynamics, facilitating early identification of potential disruptions.¹⁶ Secondly,
280 health systems should adopt product-specific strategies to address supply chain disruptions. It is vital
281 to pinpoint critical items through collaboration with clinicians, emergency preparedness teams,
282 GPOs, and distributors.¹⁶ Subsequently, proactive actions can be initiated, such as establishing
283 demand management protocols and exploring alternative products. Moreover, considering
284 stockpiling strategies for essential items can mitigate the risk of shortages and serve as a protective
285 measure during crises. Lastly, the development of pertinent protocols, capabilities, and governance

286 structures is indispensable for efficient supply chain management.¹⁶ Health systems need to set clear
287 guidelines for product utilization in partnership with stakeholders and allocate resources to respond
288 promptly to disruptions, including adjusting demand and adapting practices. Strong governance
289 mechanisms ensure efficient decision-making, which is crucial for agile responses to supply chain
290 issues. By optimizing expenditures and maintaining a lean financial base, health systems can
291 reinforce their resilience. This approach allows them to withstand potential challenges and ensure the
292 continuous provision of vital healthcare services without interruption.

293 **Future Directions**

294 The scope of this paper was limited to two university hospitals in a multihospital system. Further
295 investigation encompassing multiple hospitals, or the entirety of the health system would provide
296 deeper insight into healthcare systems' capacity to cope with drug shortages. Healthcare systems must
297 operate under the assumption that future events like these will occur. Reports such as our
298 investigation highlight the importance of a multi-pronged approach to innovation and solutions in the
299 face of shortages so that healthcare entities from a pharmacy, supply management, or providers can
300 creatively approach these issues. Further research and efforts are needed to address these inevitable
301 crises.

302 **Limitations**

303 This paper provides qualitative descriptors and OR demand and usage data to present how a health
304 system responded to shortages generally and a severe shortage more acutely. The surveys (2019)
305 were completed two years after the hurricane (2017). The survey data would thus be vulnerable to
306 recollection bias and selection bias by design, though not directly observed. The study was not
307 validated externally to other healthcare systems. Additionally, the data is limited in its specific scope
308 of supply, demand, and usage and cannot account for different causes, some of which were described
309 in the discussion.

310

311

312

313

314

315

316

317

318

319

320

321

322

323

324

325

326

327

328

329

330

331

332

333

334

335

336

337

338 **References**

339 1. Alphonse J, Bellam S, Fernandez M et al., The FDA funding crisis. *J Pharm Technol.* 2014;
340 30:57–60.

341 2. Tucker EL, Cao Y, Fox ER, and Sweet B. The drug shortage era: a scoping review of the literature
342 2001–2019. *Clinical Pharmacology & Therapeutics.* 2020; 108:1150-1155.

343 3. Mazer-Amirshahi M, Fox ER. Saline shortages - many causes, no simple solution. *N Engl J Med.*
344 2018; 378:1472–1474.

345 4. Peters G. U.S. Senate Committee on Homeland Security & Governmental Affairs (HSGAC). A
346 price too high: cost, supply, and security threats to affordable prescription drugs (December 2019).
347 https://www.hsgac.senate.gov/download/191206_report_apricetoohigh (Accessed 2021 May 19).

348 5. Pasch RJ, Penny AB, Berg R. National hurricane center. Tropical cyclone report: hurricane Maria
349 (April 2018). https://www.nhc.noaa.gov/data/tcr/AL152017_Maria.pdf (Accessed 2021 May 19).

350 6. American Society of Health-System Pharmacists and University of Utah Drug Information
351 Service. Small-volume parenteral solutions shortages: suggestions for management and conservation
352 (October 2017). <https://www.fda.gov/media/108408/download> (Accessed May 2021).

353 7. Sacks CA, Kesselheim AS, Fralick, M. The shortage of normal saline in the wake of hurricane
354 Maria. *JAMA Internal Medicine.* 2018; 178: 885.

355 8. Koons C, Langreth R. Facing saline shortage, FDA prioritizes some Puerto Rico plants.
356 Bloomberg – Industry Week (Nov 2017).
357 [https://www.industryweek.com/leadership/article/22024587/facing-saline-shortage-fda-prioritizes-](https://www.industryweek.com/leadership/article/22024587/facing-saline-shortage-fda-prioritizes-some-puerto-rico-plants)
358 [some-puerto-rico-plants](https://www.industryweek.com/leadership/article/22024587/facing-saline-shortage-fda-prioritizes-some-puerto-rico-plants) (Accessed 2021 May 19).

359 9. Semler MW, Self WH, Wanderer JP et al., Balanced crystalloids versus saline in critically ill
360 adults. *N Engl J Med.* 2018; 378:829–839.

361 10. Burdett E, Dushianthan A, Bennett-Guerrero E et al., Perioperative buffered versus non-buffered
362 fluid administration for surgery in adults. *Cochrane Database Syst Rev.* 2012; 12:CD004089

- 363 11. Abelson R, Thomas K. Fed up with drug companies, hospitals decide to start their own. New
364 York Times. January 18, 2018. [https://www.nytimes.com/2018/01/18/health/drug-prices-](https://www.nytimes.com/2018/01/18/health/drug-prices-hospitals.html)
365 [hospitals.html](https://www.nytimes.com/2018/01/18/health/drug-prices-hospitals.html).
- 366 12. Ting M, Kossin JP, Camargo SJ et al. Past and future hurricane intensity change along the U.S.
367 east coast. *Sci Rep*. 2019; 9:7795.
- 368 13. Ammar MA, Sacha GL, Welch SC et al., Sedation, analgesia, and paralysis in COVID-19
369 patients in the setting of drug shortages. *J Intensive Care Med*. 2021; 36:157-174.
- 370 14. Gurvich VJ, Hussain AS. In and beyond COVID-19: U.S. academic pharmaceutical science and
371 engineering community must engage to meet critical national needs. *AAPS PharmSciTech*. 2020;
372 21:153.
- 373 15. Anesthesia Incident Reporting System Case 2024-02: Supply and Demand – Importance of the
374 Supply Chain. *ASA Monitor* 2024; 88:1–11
- 375 16. National Academies of Sciences, Engineering, and Medicine; Health and Medicine Division;
376 Board on Health Sciences Policy; Committee on Security of America's Medical Product Supply
377 Chain; Shore C, Brown L, Hopp WJ, editors. *Building Resilience into the Nation's Medical Product*
378 *Supply Chains*. Washington (DC): National Academies Press (US); 2022 Mar 3

379

380

TABLES AND FIGURES:

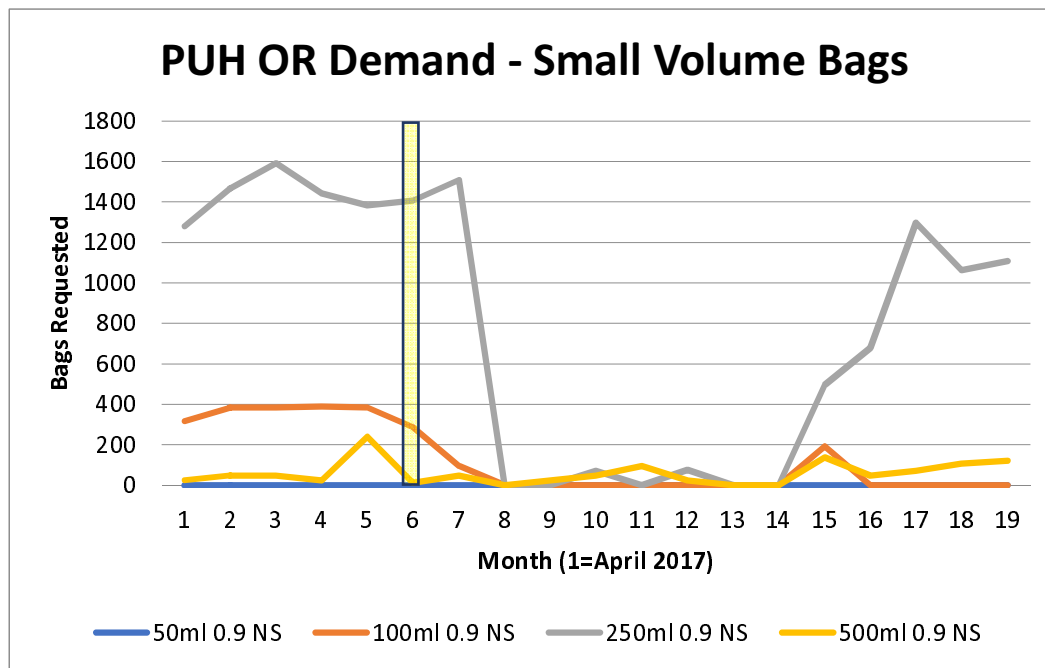


Figure 1a: The impact of small volume (≤ 500 mL) IV fluid use with the Hurricane Maria at Presbyterian Hospital. Month of Hurricane Maria Highlighted.

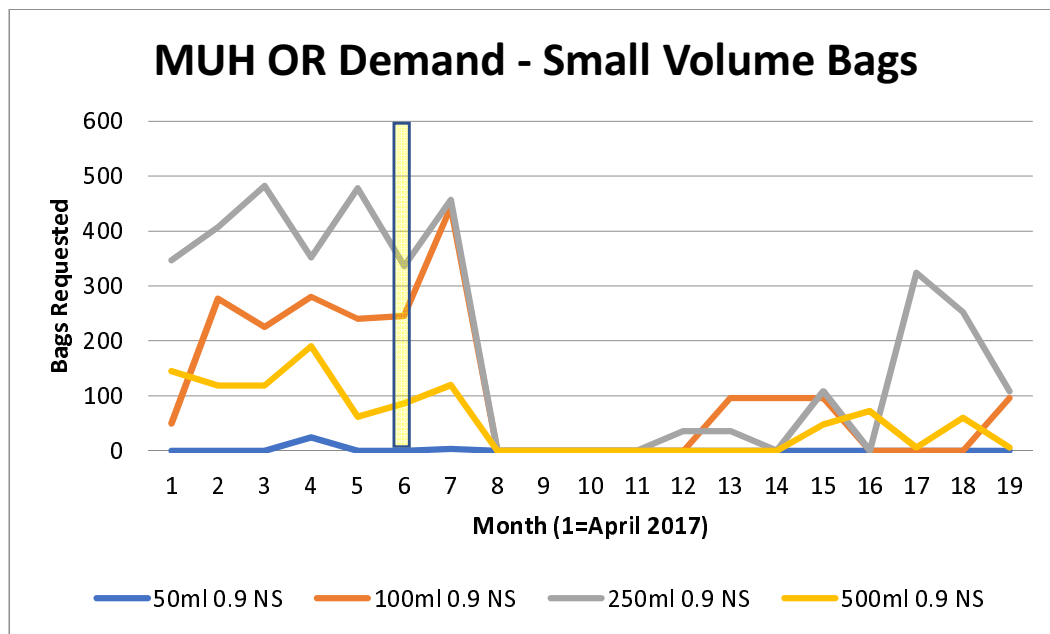


Figure 1b: The impact of small volume (≤ 500 mL) IV fluid use with the Hurricane Maria at Montefiore Hospital. Month of Hurricane Maria Highlighted.

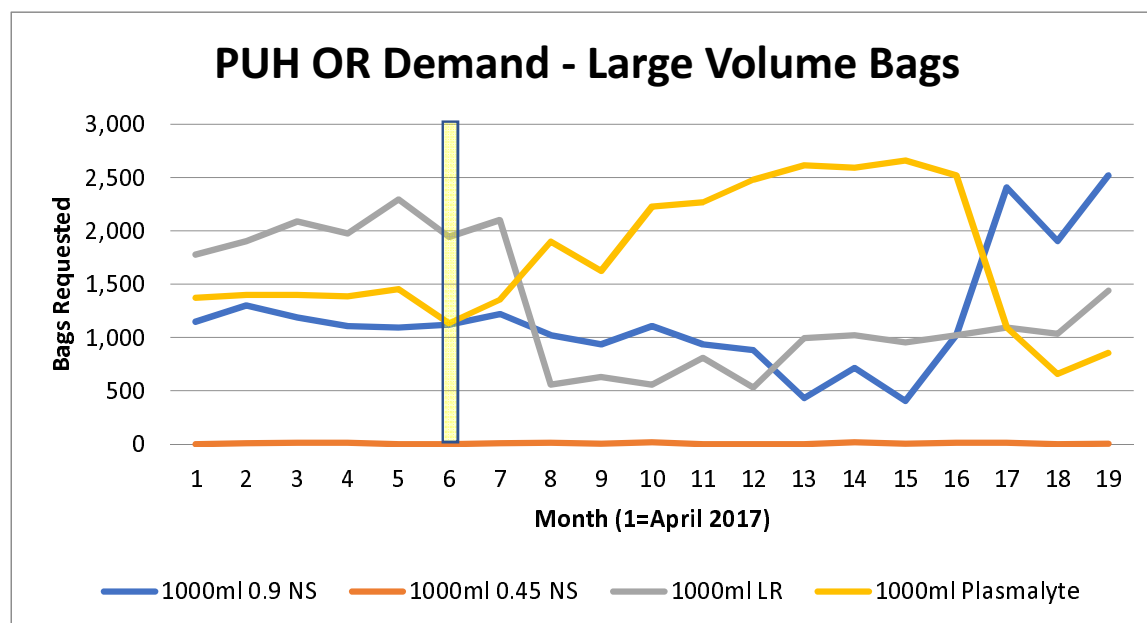


Figure 2a: The impact of large volume (1,000 mL) IV fluid use with the Hurricane Maria at Presbyterian Hospital. Month of Hurricane Maria Highlighted.

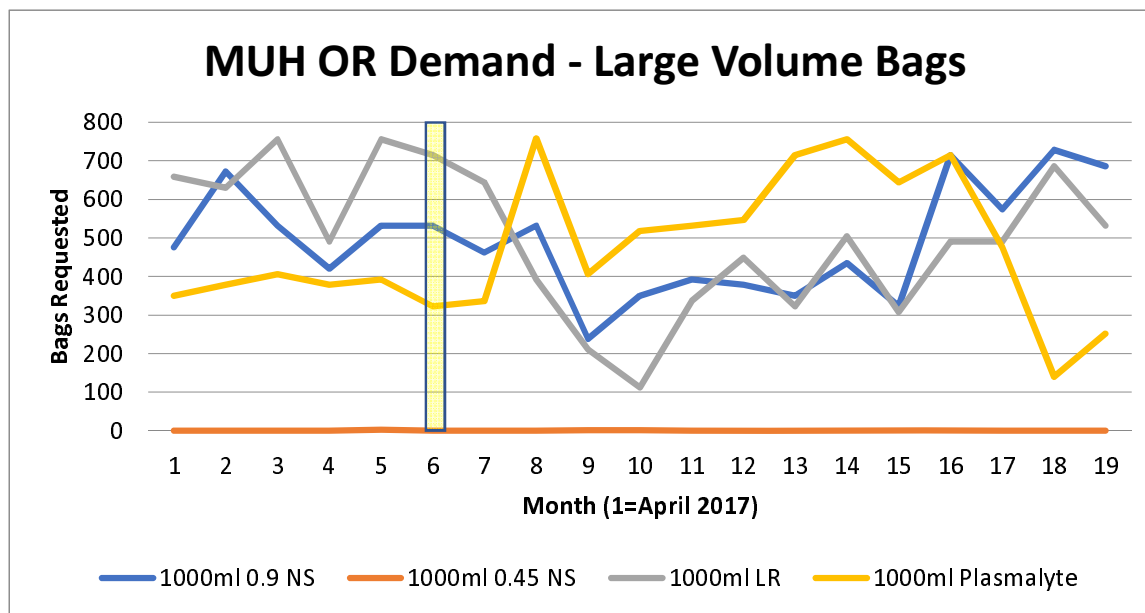


Figure 2b: The impact of large volume (1,000 mL) IV fluid use with the Hurricane Maria at Montefiore Hospital. Month of Hurricane Maria Highlighted.

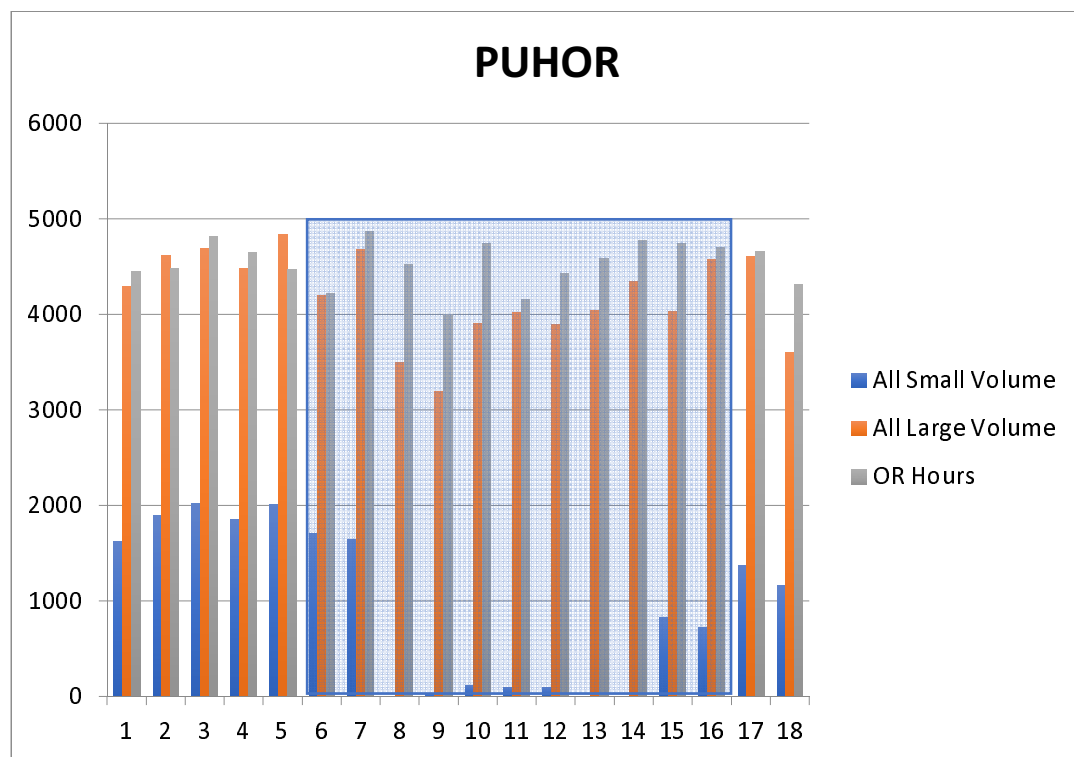


Figure 3a: Operating Room Hours Logged Per Month at Presbyterian Operating Rooms (O.R.s) along with total number of Bags of Crystalloid (Small and Large). Shortage Months Highlighted.

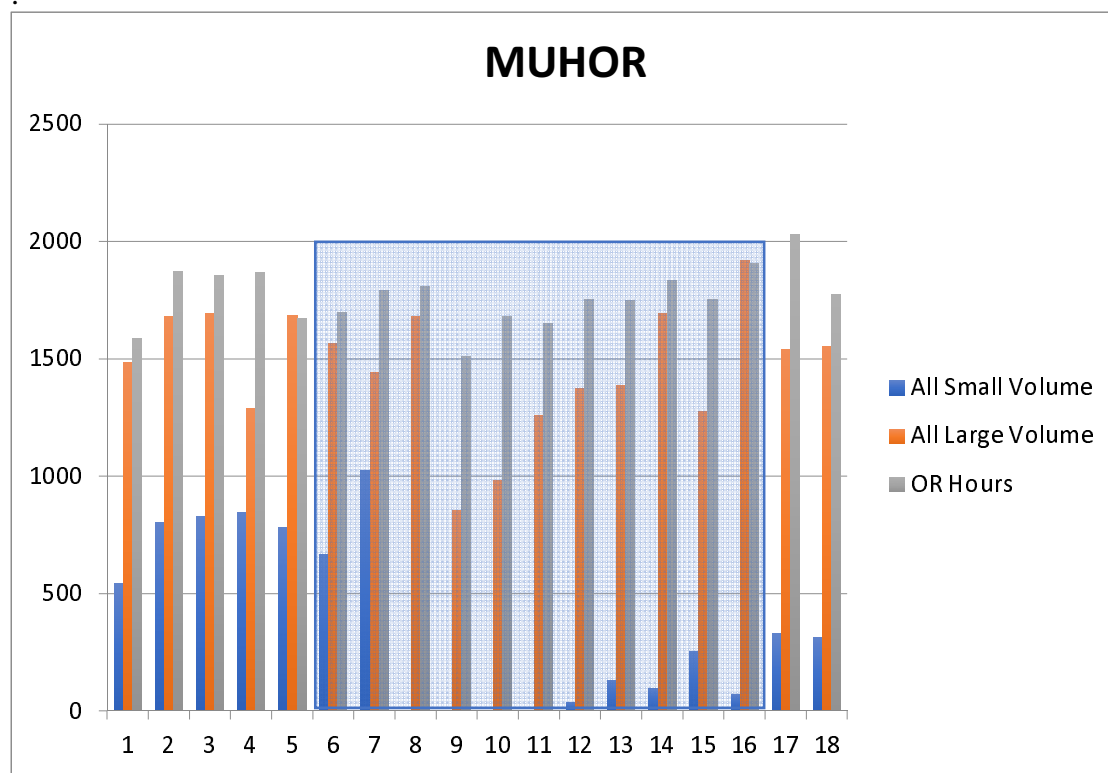
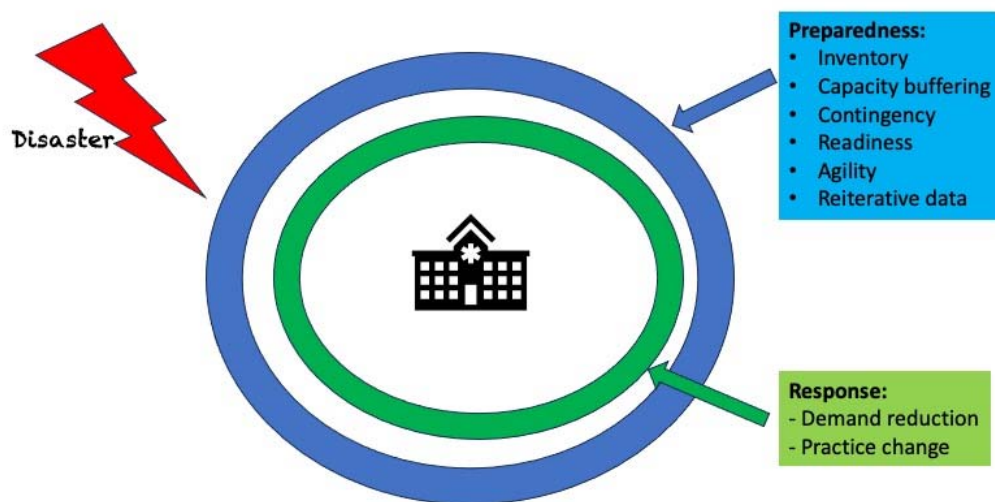


Figure 3b: Operating Room Hours Logged Per Month at Montefiore Operating Rooms (O.R.s) along with total number of Bags of Crystalloid (Small and Large). Shortage Months Highlighted.



Building a Resilient Healthcare System

Figure 5. Illustrative concept for building a Resilient Healthcare System.