

## Title

A systematic review to identify research gaps in studies modeling vaccination strategies against *Neisseria* infections

## Authors

Metelmann S<sup>a</sup>, Thompson A<sup>b</sup>, Donten A<sup>b</sup>, Oke S<sup>c</sup>, Sun S<sup>d</sup>, Borrow R<sup>e</sup>, Feng X<sup>c</sup>, Vivancos R<sup>a</sup>, Decraene V<sup>a</sup>, Pellis L<sup>c</sup>, Hall I<sup>c</sup>.

<sup>a</sup> Field Service, UK Health Security Agency, Liverpool, UK

<sup>b</sup> School of Health Sciences, Manchester University, Manchester, UK

<sup>c</sup> School of Mathematics, Manchester University, Manchester, UK

<sup>d</sup> Blood Safety, Hepatitis, Sexually Transmitted Infections and HIV Division, UKHSA, London, UK

<sup>e</sup> Meningococcal Reference Unit, UK Health Security Agency, Manchester Royal Infirmary, Manchester, UK

## Keywords

*Neisseria*; Bacterial meningitis; Gonorrhoea; Mathematical model; Systematic review; Vaccine; Antimicrobial resistance

## Abstract

The genus *Neisseria* includes two major human pathogens: *N. meningitidis* causing bacterial meningitis/septicemia and *N. gonorrhoeae* causing gonorrhoea. Mathematical models have been used to simulate their transmission and control strategies, and the recent observation of a meningitis vaccine being partially effective against gonorrhoea has led to an increased modeling interest. Here we conducted a systematic review of the literature, focusing on studies that model vaccination strategies against *Neisseria* incidence and antimicrobial resistance. Using journal, preprint, and grey literature repositories, we identified 52 studies that we reviewed for validity, model approaches and assumptions. Most studies showed a good quality of evidence, and the variety of approaches along with their different modeling angles, was assuring especially for gonorrhoea studies. We identified options for future research, including the combination of both meningococcal and gonococcal infections in studies to have better estimates for vaccine benefits, and the spill over of gonorrhoea infections from the heterosexual to the MSM community and vice versa. Cost-effectiveness studies looking at at-risk and the wider populations can then be used to inform vaccine policies on gonorrhoea, as they have for meningococcal disease.

## 1. Introduction

*Neisseria gonorrhoeae* and *Neisseria meningitidis* are closely related bacteria that cause a significant global burden of disease. While vaccines are licensed and routinely used for *N. meningitidis*, no vaccine is licensed for *N. gonorrhoeae*. In addition, control of gonorrhoea is becoming increasingly difficult due to widespread antimicrobial resistance (AMR).

But there is hope: meningococcal vaccines potentially offer some cross protection against gonorrhoea [1,2]. Recent observations and retrospective studies from Cuba [3], New Zealand [4], Canada [5], USA [6-8], and Australia [9] reported between 31% and 59% reduction in incidence rates of gonorrhoea in those vaccinated with meningococcal B (MenB) outer membrane vesicle (OMV) containing vaccines. This is because minor antigens in the OMV and a *Neisseria* heparin binding protein in other MenB vaccines are also surface exposed in *N. gonorrhoeae* [10].

The UK introduced a MenB vaccine (Bexsero, GSK) into the national infant immunization schedule from 2015 [11]. Cost-effectiveness of the MenB vaccine against meningococcal disease in adolescents in the UK is borderline given the low impact against carriage acquisition and thus no indirect protection [12], the relatively low incidence of *N. meningitidis* group B infections and the cost of the vaccine [13]; hence immunization in the UK has been targeted to infants and direct protection. For this to have any effect on the incidence of gonococcal infections it will take another 10 to 15 years if the effect, diluted by waning immunity, is noticeable at all.

Given the uncertainty around the effectiveness and duration of this potential vaccine, and around the best vaccination age and population, mathematical models can be a useful tool to simulate different scenarios and strategies. They can explore the impact of vaccines with different characteristics on the long-term gonorrhoea incidence and the level of AMR. If linked with health economics, these models can also advise on the cost-effectiveness of different vaccination strategies.

And while there has been a growing number of modeling studies on the use of MenB vaccines against gonorrhoea, especially since the NZ study in 2017, there has not been a systematic review of the modeling literature so far. Here we searched a range of scientific and grey literature databases and summarized results to give an overview of the different techniques that have been used to model MenB vaccination scenarios for *Neisseria* infections, both gonococcal and meningococcal. A secondary aim was to summarize how the spread of AMR in *Neisseria sp.* was modeled and what impact vaccination campaigns could have on the spread of AMR. This review seeks to identify existing research gaps in this field.

## 2. Methods

This systematic review was conducted and written up following the Preferred Reporting Items for Systematic reviews and Meta-Analyses (PRISMA) 2020 guidelines [14], and a PRISMA checklist is available upon request. The review protocol was not registered prospectively though, it is available in the Appendix.

### 2.1 Search strategy

The inclusion and exclusion criteria were developed following the Population, Intervention, Comparison, Outcomes, and Study (PICOS) framework [15], see Table 1.

Table 1: Criteria for study inclusion following the PICOS framework.

Participants or Population	This review will consider all studies that involve persons eligible for MenB vaccination
Interventions	Interventions of interest included those related to the following: Effectiveness and/or efficacy of MenB Vaccine Continuation of existing vaccination programmes Screening systems Assessment strategies of medication Intervention programmes Specific clinical interventions
Comparisons	Infection and AMR levels in targeted groups at greater risk of gonococcal infections with and without vaccination
Outcome of Interest	A transmission model at population scale of GC and MenB infection for the UK Cost-effective vaccination strategies to reduce MenB and GC infection incidence and AMR. Simulated planned activities for vaccine strategies using the transmission dynamic model of GC and MenB infection and vaccination
Study designs	Modeling study using direct or indirect measurement methods to evaluate the effectiveness or efficacy of interventions/strategies relating to gonococcal or meningococcal infections, and the impact on AMR in this infection.

Abbreviations: MenB - serogroup B meningococcal, AMR - antimicrobial resistance, GC - gonococcal

We applied the following inclusion criteria:

1. Title or abstract had to mention a mathematical model with bacterial transmission mechanisms
2. Title or abstract had to mention either or both of the following infections:
  - a. Gonococcal infection (gonorrhoea)
  - b. Serogroup B meningococcal infection (bacterial meningitis/septicemia)
3. Title or abstract had to mention one or both of the following subjects:
  - a. Antimicrobial resistance
  - b. Vaccination (with Trumenba, Bexsero, or other MenB vaccines)

We applied the following exclusion criteria:

1. All non-primary studies such as reviews or meta-analyses unless they used or published new data

2. Studies that were irretrievable or conference abstracts for oral talks
3. Studies not available in English
4. Studies that featured the search terms but only for definitions, descriptions, or referred to for comparison, and that do not answer the research question of this study.
5. Studies reporting genomic sequencing models, within-host models, conventional statistical modeling or analysis, and models without between-host transmission mechanisms
6. Studies on meningococcal conjugate vaccine that are not serogroup B (such as modeling studies for the African meningitidis belt).

## 2.2 Data sources

We searched the journal databases MEDLINE and EMBASE via OVID, PubMed, and Scopus. We searched for preprint articles on OSF Preprints (incl. arXiv and bioRxiv), and on medRxiv via a google scholar search. Finally, we also searched for grey literature including conference publications, technical reports, dissertations etc. on the repositories base-search.net, British Library, and OpenGrey. The search was conducted on 30<sup>th</sup> June 2023 for all databases, and the search strings used for databases and repositories are available in the Appendix.

## 2.3 Screening Process

All search results were screened to eliminate duplicate entries, including preprints that were later published as journal articles. After deduplication, titles and abstracts were screened for our inclusion and exclusion criteria as defined above. If the screening of the title and abstract was inconclusive, the whole paper was screened to make sure the selection criteria could be applied correctly. This screening process was done by two authors independently and the results were compared. If the two authors came to a different conclusion for a particular study, the study's abstract and full text was discussed in detail until an agreement was reached. If there was no agreement, a third author acted as reviewer to arbitrate a final decision.

## 2.4 Data Synthesis

A qualitative synthesis of the included studies was used to organize the modeling studies. An extraction form was developed based on the following categories: study title, infectious disease system, model type, model formulation/class, transmission route, methodology, validation technique, intervention target, type of data used, and health economic analysis. Data was extracted and organized by three different authors, depending on their expertise. The data extraction template is available upon request.

A descriptive analysis of the data generated from the systematic search, in line with the study protocol, is reported using flow charts to illustrate included and excluded publications and their sources and tables (to present studies, models, and setting characteristics). The main model assumptions, including model structure, setting, vaccines, AMR, and health economics, are summarized for meningococcal and gonococcal studies separately.

## 2.5 Quality assessment

We use the standardized survey from Lo et al. [16] to assess the quality of evidence and the studies' usefulness for decision making. The modeling studies were assessed by checking

1. Model structure and assumptions
2. Model calibration
3. Influential model inputs

4. Robustness of sensitivity analysis
5. Robustness of uncertainty analysis
6. Face validity
7. External or internal validation
8. Generalizability
9. Funder conflict of interest

We have assigned a “+” for each category if the study ticked all or most of the category’s checks. A list of the checks is available upon request. All studies were included in the review regardless of their validity rating.

### 3. Results

#### 3.1 Selection Process

We found a total of 479 documents with online search engines and an additional 2 documents were identified through further reading. Of the 479 documents, 306 were identified as duplicates, either having been found by multiple search engines or being preprints or thesis chapters that were later published as journal articles. A further 4 documents were not retrievable in English and thus excluded. The remaining 169 documents were then checked for inclusion and exclusion criteria and a total of 52 documents were eligible for full text review. See Figure 1 for the process and reasons for exclusion. The 52 included documents comprise 48 journal articles, 1 dissertation, 2 preprints, and 1 conference article.

#### 3.2 Study Characteristics

After some initial modeling of AMR in GC [17,18], the importance of the rise in AMR and vaccination strategies as a possible solution have only been analyzed from 2012 onwards, see Figure 2. In the 10-year period from 2013 to 2022, an average of 4 articles have been published per year. In addition, three topical dissertations and 25 conference abstracts have been found for this period (bearing in mind that abstracts have probably been sparsely archived before 2010). Study characteristics are presented in Table 2. The 52 included modeling studies were describing either gonococcal infection (32) or meningococcal infections (20) but not both, see Figure S1 in the Appendix.

#### 3.3 Meningococcal (MC) studies

##### 3.3.1 Model Approaches

The MC models are either deterministic differential equation models or stochastic Markov models. The work on meningococcal serogroup C by Trotter et al. [19] has often been cited by studies of both model types, see Figure 3, and Trotter's group have used both ODEs and Markov models to analyze MC transmission later on [13,20].

##### 3.3.2 Model Structure

As all studies included some sort of vaccination, they mostly followed a SIRS (susceptible-infected-recovered/vaccinated-susceptible) structure, in which an immune state was reached after infection or vaccination. With waning immunity over time, people return to the susceptible population. In some cases, an additional non-symptomatic but infectious exposed state was used [21-23], other models used additional infection classes for multiple meningococcal strains [24,25].

All of the models either split the population into age classes and used age-dependent contact matrices for bacterial transmission (e.g. [13,26]) to account for the age heterogeneity in meningococcal incidence, or they only looked at a single specific age group [21].

##### 3.3.3 Setting and Population

Almost all studies focus on developed countries only (Western Europe, USA and Canada, Australia and New Zealand), with the exception of one study set in Chile [27]. This is in part a result of our inclusion criteria, as many studies model transmission of meningococcal serogroups A, C, or W in the African meningitis belt. However, we wanted to exclude these studies because of their different setting and effective vaccination strategies that are already in place [28]. The MC studies looked at younger age groups like infants, adolescents, college students or analyzed how vaccination programmes in these younger age groups affected the general population.

##### 3.3.4 Vaccines

Multiple studies have modeled the impact of vaccines against meningococcal serogroup B infections, especially since the vaccines' approval for use that started in the early 2010s for different countries and age groups.

### 3.3.5 Vaccine effectiveness

Vaccine effectiveness was estimated by vaccine efficacy alone or in combination with vaccine strain coverage and vaccine uptake. Vaccine efficacy against disease was high: 78 to 95% [24,25,29-33] and lower against carriage: 20 to 30% (exploring ranges up to 60%) [25,29,30]. The strain coverage was assumed to be between 66 and 90% [30], and uptake or vaccine coverage decreased with age, from around 90% in infants [31-33], to 60 to 75% in school children [25,29], to 30% in adolescents outside school [29].

### 3.3.6 Vaccine duration

The duration of vaccine protection was assumed to be age dependent. A population up to 1 year of age with three or four doses only had a vaccine protection of 18 to 38 months [21,24-27,30,34,35]. Adolescents with one or two doses around the age of 14 were assumed to have a longer protection of 8 to 10 years [24,25,30,31]. However, there were studies assuming longer protection for younger [32,36] or shorter protection for older age groups [21]. Waning of protection was modeled as either a constant annual waning (e.g., in ODE type models) [24,35,37], or as a combination of a constant protection level during the protective period followed by a waning process [22,31].

### 3.3.7 AMR

Meningococcal AMR is still very rare for first-line antibiotics albeit sporadic reports of reduced susceptibility against cefotaxime, ceftriaxone or rifampicin, and increasing resistance to penicillin globally [38]. Limited efforts seem to have been dedicated to this problem, and only a single modeling study looking into AMR (Penicillin G resistance) in *N. meningitidis* was found [39].

### 3.3.8 Health Economics

Table S1 in the Appendix summarizes the evidence on the 11 studies we identified which investigated the cost-effectiveness of meningococcal serogroup B vaccination. Ten of the studies had very high incremental cost-effectiveness ratios (>£100,000 per QALY) suggesting, in most countries, that an MC vaccine would struggle to be deemed cost-effective. Methodological approaches varied considerably although key consistencies were the adoption of an effective life-time time horizon, the modeling of multiple alternative vaccination strategies, and the inclusion of the costs and harms of long-term sequelae associated with MC. Key drivers of cost-effectiveness was the prevalence of disease, the cost of the vaccine, the type of sequelae included, the use of QALY-scaling factors, and the discount rate. In most studies, the vaccine price would have had to be very low (<£10) to be considered cost-effective.

## 3.4 Gonococcal (GC) studies

### 3.4.1 Model Approaches

GC studies used a greater variety of modeling approaches than MC studies, ranging from ordinary and partial differential equation systems to individual- or population-based Markov, to network models. Different approaches, often novel rather than built on previously published models, were used to account for the transmission in populations with non-random mixing.

### 3.4.2 Model Structure

In general, all studies used an SIS approach, with infected individuals returning to the susceptible population after treatment or through natural clearance. As it has been shown that recovered individuals can be re-infected after short periods [40], the studies did not account for an immune state with the exception of the work by Duan et al. who used a very short immune period of only 3.5 days [41]. The infected state was divided into symptomatic and asymptomatic carriers in all studies.

### 3.4.3 Site-specific modeling

Site-specific infection dynamics are especially important for MSM. Here, gonococcal infections can occur in three sites: in the pharynx, urethra, and rectum, and a few studies take this into account [41-45]. In this case, models had to include site-specific transmission routes and infection rates, and calibrating transmission parameters to site-specific prevalence showed that the risk of infection is higher for the receiving partner [44]. Other studies on MSM modeled GC infections in individuals rather than anatomical sites but exhibit similar dynamics to the site-stratified ones (compare e.g. [46] and [45]).

### 3.4.4 Setting and Population

GC modeling studies on vaccination or AMR only focus on developed countries (Western Europe, USA and Canada, Australia).

Here, they often concentrated on certain risk groups, such as MSM (14), heterosexuals (9), sex workers (1) or indigenous people (1). Only three GC studies [46-48] looked at both the MSM and heterosexual population. However, they used separate models without any spill over for the two populations. In addition, the populations in GC studies were often stratified into high and low risk groups by their sexual activity, following the work on core groups in gonorrhoea transmission [49].

### 3.4.5 AMR

All AMR studies identified in this search were for gonococcal infections, reflecting the change of first line antibiotics [50] from penicillin pre-1990s [17] to Ciprofloxacin in the 1990s [46], Cefixime in the 2000s [51], Azithromycin in the 2010s [48], to Ceftriaxone, which is currently used in the UK [52]. Here, the spread of AMR was modeled by using a susceptible and a resistant GC strain for infection [43,46,53,54], multiple strains with different degrees of antibacterial susceptibility [48,55], or multiple strains, each with a resistance against a different antibiotic [56,57]. Model structures with and without co-infection of multiple such strains were compared by Turner and Garnett [18]. AMR cases were either imported [58], or arose through treatment [53,54]. Without a substantial fitness cost associated with AMR, the resistant strains outperformed the susceptible ones in all studies, leading to the spread of AMR.

### 3.4.6 Vaccines

We found ten studies modeling GC vaccinations. All ten studies looked at hypothetical vaccine benefits: they all screened the potential ranges for effectiveness (0 to 100%) and protection duration (1 to 20 years) in different scenarios or with sensitivity analyses.

### 3.4.7 Health Economics

Supplementary table S2 summarizes modeling studies for gonococcal infection. There were three studies focusing on gonococcal infections [57,59,60] with the first two considering antimicrobial resistencies. Only two studies focused on vaccination to prevent gonococcal [59,60]. Régnier & Huels [59] used a Markov-based model to explore the cost-effectiveness of a hypothetical vaccine with



differing effectiveness rates when vaccinating adolescents in the USA. They model men and women separately. Long-term sequelae associated with a gonococcal infection for women include ectopic pregnancy; chronic pelvic pain and infertility all of which have an impact on patient utility values and health care costs. For men, sequelae include urethritis, epididymitis, and an increase in the risk of HIV infection. Vaccination has a substantial impact on reducing infections, health, and costs which all result in a low value-based price for the hypothetical vaccine, i.e., implying a potential vaccine is likely to be cost-effective. Important parameters driving the vaccine value related to the reduction in risk of HIV infection associated with fewer infections and a reduction in the number of sequelae occurring in women.

Whittles et al. [60] use an ODE model to explore the impact of vaccination on MSM in England. They model four different scenarios - Vaccination before entry (VbE), Vaccination on diagnosis (VoD), Vaccination on attendance (VoA) and Vaccination according to risk (VaR). They find the hybrid strategy of VaR to be the most cost-effective, leading to an overall reduction in costs (at £18 per dose) and a reduction in cases versus no vaccination. At a vaccine price of £85, VaR would likely be cost-effective at threshold of £30,000 per QALY. Whittles et al. do not model infection in women or associated sequelae, neither does it model long-term sequelae in MSM.

### 3.5 Quality evaluation

We performed a quality evaluation of all 52 included modeling studies. Of these studies, 30 were rated positive in at least seven of the nine categories (while some of these still failed to provide essentials such as a mathematical description of the model). All studies were judged to have reasonable model structure and assumptions with sufficient description of the transmission processes except for one study that referred to other work for the description (51/52). A total of 15 studies failed to provide a full mathematical description of the model, with the rest having equations either in the method's section or in the supplementary material. Most studies (44/52) performed some sort of model calibration with varying degrees of detail. 41/52 studies tested the influence of parameters in either parametric sensitivity or uncertainty analyses, or both. A structural sensitivity analysis in which different model types or model structures were compared, was only performed in 7/52 studies. Only 5/42 of the models validated their results with internal or external data, but all were judged to have face validity. In 31/52 studies, the authors declared some sort of conflict of interest, ranging from minor funding received by one or two authors (8/52) to all authors working for a vaccine-producing company (8/52).

Table 2: Characteristics of included studies

	Study	Research Question	Inf	Population	Country	Model	AMR	Vaccine	Assessment
1	Argante et al., 2006 [26]	How can the effectiveness of meningitis immunization campaigns be quantified in real time?	MC	General	England	Markov	-	Bexsero	+++++++
2	Beck et al., 2020 [24]	How can MenB and MenACWY vaccines strategies decrease IMD?	MC	General	England	ODE	-	Bexsero	+++++++
3	Bos et al., 2006 [36]	Is a combined MenB x pneumococcal vaccine cost effective?	MC	General	Netherlands	Markov	-	hypothetical	+++++++
4	Breton et al., 2020 [29]	Is a MenB-FHbp vaccine cost effective?	MC	General	Canada	Markov	-	Trumenba	+++++
5	Buyze et al., 2018 [42]	Do regular screenings of the population lower GC prevalence or just contribute to the rise in AMR?	GC	MSM	Belgium	Markov Network	Hypothetical AB	-	+++
6	Carey et al., 2022 [61]	What impact would a MC vaccine have on GC prevalence?	GC	Hetero-HL	USA	ODE	-	Hypothetical	+++++++
7	Chan et al., 2012 [53]	How much does AMR contribute to the current rise in GC cases and what are best treatment strategies?	GC	General-HL	Canada, USA	ODE	2 hypothetical Abs	-	+++++
8	Christensen et al., 2013 [13]	Is it cost effective to have universal MenB vaccination?	MC	General	England	Markov, ODE	-	hypothetical	+++++++
9	Christensen et al., 2014 [20]	Is it cost effective to have universal MenB vaccination?	MC	General	England	ODE	-	Bexsero	++++
10	Christensen et al., 2016 [34]	Is it cost effective to have universal MenB vaccination?	MC	General	Germany	Markov, ODE	-	Bexsero	+++++++
11	Christensen & Trotter, 2017 [30]	Is it cost effective to have catch-up MenB vaccinations?	MC	General	England	ODE	-	Bexsero	+++
12	Chung et al., 2020 [21]	Is it cost effective to have MenB vaccinations for college students?	MC	College students	USA	ODE	-	Bexsero, Trumenba	+++++++

13	Craig et al., 2015 [62]	What impact would a hypothetical vaccine have on GC prevalence?	GC	Hetero-HL	Australia	Agent-based Markov	-	hypothetical	+++++
14	Duan et al., 2021 [41]	What test and treat strategies could eliminate imported GC strains?	GC	MSM, 16-65yo	Australia	Markov Network	Ceftriaxone	-	+++++
15	Fingerhuth et al., 2016 [46]	Does more treatment lead to more AMR?	GC	Hetero-HL, MSM-HL	hypothetical (data from UK, USA)	ODE	Ciprofloxacin, Cefixime	-	+++++
16	Fingerhuth et al., 2017 [47]	How can point-of-care testing tackle AMR?	GC	Hetero-HL, MSM-HL	hypothetical	ODE	Hypothetical AB	-	+++++
17	Gasparini et al., 2016 [31]	Is it cost effective to have universal MenB vaccination?	MC	General	Italy	Markov	-	Bexsero	+++++
18	Graña et al., 2021 [27]	How can MenB and MenACWY vaccines strategies decrease IMD?	MC	General	Chile	ODE	-	Bexsero	+++
19	Handel et al., 2006 [63]	How can mutations compensate for fitness loss that comes with AMR?	GC	General high risk, 15-39yo	hypothetical	ODE	Hypothetical AB	-	+++++
20	Heijne et al., 2020 [55]	What impact would a vaccine have on GC transmission and AMR?	GC	MSM-HL, 15-60yo	Netherlands	ODE	Ceftriaxone	MeNZB	+++++
21	Hogea et al., 2016 [25]	Would vaccination against MenB lead to serogroup replacement?	MC	General	UK, Czech Republic	PDE	-	Bexsero	++++
22	Huang et al., 2022 [22]	What impact would a MenABCWY pentavalent vaccine have on IMD?	MC	General	USA	Markov	-	hypothetical	+++
23	Huels et al., 2014 [37]	What impact would a vaccine have on MC incidence?	MC	General	UK	ODE	-	Bexsero	+++++
24	Hui et al., 2015 [64]	How can point-of-care testing tackle AMR?	GC	Indigenous, 15-35yo	Australia	Agent-based Markov	Ciprofloxacin	-	+++
25	Hui et al., 2017 [43]	What impact have imported cases on GC prevalence?	GC	MSM	Australia	Agent-based Markov	Ciprofloxacin	-	+++
26	Hui et al., 2022 [44]	What impact would a hypothetical vaccine have on GC prevalence?	GC	MSM-HL, 16-80yo	Australia	Agent-based Markov	-	hypothetical	++++
27	Kreisel et al., 2021 [65]	What is true GC prevalence, incidence, and AMR proportion?	GC	General, 15-39yo	USA	ODE	Ceftriaxone, Cefixime, Azithromycin, Ciprofloxacin,	-	+++++

							Penicillin, Tetracycline		
28	Landa et al., 2017 [66]	What impact do different modeling techniques have on vaccine cost effectiveness results?	MC	General	Italy	Markov	-	hypothetical	+++
29	Lecocq et al., 2016 [67]	Is it cost effective to have universal MenB vaccination?	MC	General	France	Markov	-	Bexsero	+++++++
30	Looker et al., 2023 [68]	What impact would adolescent GC vaccination have?	GC	Hetero-HL	England	ODE	-	Bexsero	+++++++
31	Padeniya, 2022 [69]	What impact would a vaccine have on GC prevalence in FSW?	GC	Sex workers and clients	Australia	ODE	-	MeNZB	+++++++
32	Pinsky & Shonkwiler 1990 [17]	What equilibria can a model with AMR and AMS strains have?	GC	General-HL	hypothetical	ODE	Penicillin	-	+++
33	Pouwels et al., 2013 [35]	Is it cost effective to have universal MenB vaccination?	MC	General	Netherlands	Markov	-	Bexsero	+++++++
34	Régnier & Huels, 2014 [59]	Could it be cost effective to use MenB vaccination against GC?	GC	General	USA	Markov	-	Bexsero	+++++++
35	Reichert et al., 2023 [70]	What strategy should be used to introduce a novel antibiotic against GC?	GC	MSM-HL	US	ODE	Ceftriaxone, Hypothetical AB	-	+++++++
36	Riou et al., 2023 [48]	How can the spread of antibiotic resistance in GC be modeled?	GC	Hetero, MSM	UK	ODE	Ciprofloxacin, Azithromycin, Cefixime, Ceftriaxone	-	+++++++
37	Scholz et al., 2022 [33]	Is it cost effective to have universal MenB vaccination?	MC	General	Germany	ODE	-	Bexsero	+++++
38	Simpson & Roberts, 2012 [23]	What impact did a vaccination campaign have on MC incidence?	MC	General	New Zealand	ODE	-	hypothetical	+++++
39	Trecker et al., 2015 [71]	How do different model techniques affect results on AMR elimination?	GC	General-HL	hypothetical	ODE	Hypothetical AB	-	++++

40	Tsoumanis et al., 2023 [45]	How are screening frequency and development of AMR in GC linked?	GC	MSM-HL	Belgium	Markov network	Azithromycin, Ceftriaxone	-	+++++++
41	Tu et al., 2014 [32]	Is it cost effective to have universal MenB vaccination?	MC	General	Canada	Markov	-	Bexsero	+++++++
42	Tuite et al., 2017 [56]	How can point-of-care testing tackle AMR?	GC	MSM-HL	USA	ODE	Ciprofloxacin, Azithromycin, Ceftriaxone	-	+++++++
43	Turner & Garnett, 2002 [18]	What impact does the timing of treatment have on competing strains in an outbreak?	GC	General-HL	hypothetical	ODE	Hypothetical AB	-	++++
44	Whittles et al., 2017 [51]	What are fitness costs associated with AMR?	GC	MSM	England	Markov	Cefixime	-	+++++++
45	Whittles et al., 2019 [72]	Can dynamic network models better reflect transmission?	GC	MSM-HL, 16-74yo	England	Markov network	-	hypothetical	+++++++
46	Whittles et al., 2020 [58]	What impact would a vaccine have on GC transmission and AMR?	GC	MSM-HL	England	Markov	Hypothetical AB	MeNZB	+++++++
47	Whittles et al., 2022 [60]	Could it be cost effective to have risk group specific vaccinations?	GC	MSM-HL	England	ODE	-	hypothetical	+++++++
48	Xiridou et al., 2015 [73]	What treatment strategies can prevent an increase in AMR?	GC	MSM-HL	Netherlands	ODE	3 hypothetical Abs	-	+++++++
49	Xiridou et al., 2016 [57]	Is dual therapy more cost effective compared to monotherapy?	GC	MSM-HL	Netherlands	ODE	2 hypothetical Abs	-	+++++++
50	Yaesoubi et al., 2020 [54]	How can different surveillance strategies prolong the use of antibiotics?	GC	MSM	USA	Markov	3 hypothetical Abs	-	+++++++
51	Yaesoubi et al., 2022 [74]	Can local AMR-thresholds prolong the use of antibiotics?	GC	MSM	USA (16 cities)	Markov	3 hypothetical Abs	-	+++++++
52	Zienkiewicz et al., 2019 [52]	How can point-of-care testing tackle AMR?	GC	London MSM	England	Agent-based Markov	Ciprofloxacin, Ceftriaxone	-	+++++++

#### 4. Discussion

The incidence of gonorrhoea has increased year on year in Europe and the US before the SARS-CoV-2 pandemic and current numbers are the highest in decades [75-77]. While a large proportion of these infections show resistance to specific antibiotics [77], reduced susceptibility against the first-line antibiotic Ceftriaxone is still relatively low [78,79]. More worryingly, multi-drug resistant (MDR) and extensive drug resistant (XDR) gonorrhoea are fast emerging in other parts of the world and can spread after importation [80]. The ability of *N. gonorrhoeae* to develop resistance to antibiotics has led to relatively early modeling efforts in this field, e.g., with analyzing the resistance of GC against penicillin [17]. However, while this field gains more and more traction now that gonorrhoea has developed resistance to all classes of antibiotics recommended for treatment, modeling of gonococcal AMR is still identified as one of most understudied AMR topics given its urgency [81].

In general, gonorrhoea modeling has been used to understand transmission dynamics and treatment scenarios, largely influenced by the work of Hethcote and Yorke who introduced core groups with a higher rate of partner changes [49]. However, since the recent observations of MenB vaccine effectiveness against gonorrhoea, there is a growing number of modeling papers in this field too. This is comparable with vaccination modeling for *N. meningitidis*: previously, models have been used to inform public health actions and vaccination campaigns against serogroups A, C and W in the African meningitis belt (e.g. [82]) and other parts of the world (e.g. [19]). Serogroup B, however, has only become the subject of mathematical modeling in more recent years, especially with the introduction of specific vaccines like MeNZB, Trumenba and Bexsero. This led to the modeling of serogroup B meningococcal disease to inform vaccination policies and programmes in the 2010s, and the same is slowly starting with gonorrhoea, where models are used to analyze strategies for selected populations at risk. Given this recent increase in modeling approaches to *Neisseria* infections and their implications for treatment and vaccine strategies, it was necessary to review the literature so that future modeling studies have an overview on used assumptions, model approaches and research gaps. In this review, we found a broad range of model types used, with deterministic dynamical model and stochastic Markov model types dominating for both MC and GC infections. While both infections were modeled following a susceptible-infected-recovered/vaccinated-susceptible transmission cycle, MC models stratified the population by age groups whereas GC models stratified by sexual activity risk groups, each with according contact matrices for the respective *Neisseria* transmission.

In 2019, the WHO convened a multidisciplinary international group of experts to understand the potential health, economic and social value of gonococcal vaccines and to describe an ideal set of product characteristics for such a vaccine [83,84]. The group identified that the overall strategic aim for a vaccine should be to: a) reduce the negative impact of infection on health outcomes and b) reduce the threat of gonococcal antimicrobial resistance (AMR). In the short-term, a reduction in the negative health consequences was deemed to be the priority with a particular focus on reducing the impact on women who tend to have the most severe sequelae [85], whereby an infection can cause pelvic inflammatory disease, infertility, chronic pelvic disease, and ectopic pregnancy. The health economics perspective sought to focus in particular detail on the negative consequences associated with infection and how these had been conceptualized in the existing modeling literature. We found only two studies that investigated the cost-effectiveness of vaccination to prevent gonococcal infection but eleven studies that investigated the cost-effectiveness of vaccination for meningococcal disease. In general, the meningococcal studies went to great lengths to integrate the consequential impact of infection on sequelae and the knock-on patient outcomes and costs. However, despite the inclusion of these potential sources of value, vaccination for MC was often

unlikely to be cost-effective because it required significant investment in vaccination to prevent very serious but very rare events. By contrast, the sequelae incorporated in the GC models were generally limited, unjustifiably so, particularly in terms of the impact of GC infection on women, which can be considerable. Yet both studies did demonstrate the potential for a cost-effective vaccine even when only partially incorporating the value of a potential vaccine.

The attempts to model vaccination strategies against GC show that empirical studies in the lab or clinical trials are necessary to get a better picture of MenB vaccine characteristics against GC infections. Randomized-controlled clinical trials on the effectiveness of the vaccine are currently under way in the US and Thailand for heterosexuals [86], and in Hong Kong [87] and Australia [88] for MSM. In addition, another gonorrhoea vaccine was recently fast tracked in the US [89], and is now entering a phase 2 trial [90]. More detailed information on vaccine characteristics will in turn help inform cost-effectiveness analyses looking at the general population or certain risk groups. These can then be used to inform public health action and policies, comparable to how cost-effectiveness studies of MenB vaccination against meningococcal disease have shaped vaccination strategies in several countries [13,33]. In fact, following the analysis of Whittles et al. and Looker et al. [60,68], the British Joint Committee on Vaccination and Immunisation (JCVI) has now recommended the use of Bexsero for those who are at greatest risk of gonococcal infections in the UK [91].

As our review has shown, there are already a good number of options for model structures and assumptions available to study *Neisseria* infections. Not relying on a single approach is very useful to check the influence of assumptions. Especially for GC, lots of models have been developed independently (albeit mostly influenced by some early work on sexual networks) which contributed to the diversity of approaches. Nevertheless, we identified four key gaps in the modeling work on strategies against *Neisseria* infections and AMR development:

1. Modeling vaccination effect on both GC and MC infections:  
Meningococcal serogroup B vaccines prevent both MC and GC disease. So far, any vaccination strategies have only been studied for each disease separately. Including both infections could show the combined positive public health impact and give better cost-effectiveness estimates.
2. Combination of MSM and heterosexual population for GC studies:  
As with all STIs, there is spill over from the heterosexual to the MSM community and vice versa. A realistic model with both groups could, for example, account for the non-linear effects that a vaccination campaign in one group can have on the other.
3. Health economics including sequelae specific to women for GC studies:  
The current cost-effectiveness studies on gonorrhoea vaccines focused on MSM and thus only accounted for a limited number of sequelae in women. However, sequelae from gonococcal infections in women can be very severe, so that their inclusion could make non-targeted vaccine programmes much more cost effective.
4. Settings in low- and middle-income countries for GC studies:  
We have not found any GC modeling studies on AMR or vaccination strategies set in a developing country. GC is a common disease all over the world and it is necessary to support public health systems in developing countries with studies on how to tackle AMR. This would also be beneficial to richer countries, as, for example, most Ciprofloxacin-resistant cases are imported from the Asia-Pacific region to the UK [78].

While we did look at different risk groups like MSM and the heterosexual population for our review, we did not specifically check for vaccination impacts on different age groups. Studies suggest that

especially vaccination duration differs significantly by age, so this could be done in a meta-analysis for either meningococcal or gonococcal infections. Using multiple grey literature data bases and relative broad search terms in the screening process yielded a wide variety of *Neisseria* modeling approaches. This inevitably also led to the inclusion of studies that were not directly aligned with our question but still relevant in the field. The used assessment tool developed by Lo et al. [16] should thus be seen as an indicator of how useful the studies are for our purpose, rather than of their quality. Nevertheless, the assessment emphasizes that a clear documentation and the inclusion of uncertainty analyses should be the standard when modeling infectious disease scenarios that should influence public health action. A final limitation of our systematic review is that its protocol was not registered prospectively with PROSPERO. The literature search had already started before we thought about registering and thus it was not possible anymore, but for comparison of protocol changes and to avoid possible duplication efforts, it should have been done.

In conclusion, George Box's aphorism, 'All models are wrong, but some are useful,' aptly frames the two disease areas studied in this literature review. For MC, we found that most models investigating the cost-effectiveness of vaccination went to great lengths to incorporate the potential value of avoiding the debilitating, life-limiting, and devastating sequelae of the disease. These models often included detailed considerations of the quality-of-life impacts during and after the acute disease episode, long-term health consequences such as scarring, paralysis, and neurological disorders, and even indirect costs such as legal claims against healthcare systems. Yet, despite these comprehensive analyses, the upfront cost of mass vaccination against MC was often not deemed to be cost-effective due to the relatively low incidence of these severe occurrences.

By contrast, our review found that for GC, existing models predominantly focus on high-risk populations, such as men who have sex with men or heterosexual men. This is despite the WHO's expert group in 2019 emphasizing the need for a gonococcal vaccine to primarily reduce the health consequences of infection, especially in women, who are disproportionately affected. Many women with gonorrhoea are asymptomatic, potentially leading to chronic infections without treatment, resulting in pelvic inflammatory disease, infertility, chronic pelvic pain, and ectopic pregnancy. This oversight in modeling represents a significant limitation in current strategies, failing to fully capture the value of vaccination approaches. Yet, in the few studies that do investigate the cost-effectiveness of GC vaccination, even without adequately considering the impact on women, vaccination still appears to be potentially cost-effective. Future modeling studies should always seek to fully characterize the potential for spillovers across populations, such as into women, where the short and long-term cost-consequences are likely to be an important part of the whole decision-making picture.

The future for vaccination against *Neisseria* infections looks promising though: for MC, a pentavalent MenABCWY vaccine for individuals aged 10 to 25 has recently been approved in the USA [92], and could increase MC vaccination coverage for all five serogroups. This vaccine uses Trumenba for the B component and thus its effectiveness against gonorrhoea infection is yet unclear. Another pentavalent vaccine currently in phase III clinical trials [93] uses Bexsero for the B component and could thus also offer some protection against gonorrhoea should it be approved. That said, vaccines specifically against GC are also under development, including a vaccine currently being developed by INTRAVACC [94], and the aforementioned vaccine by GSK [90] that in turn might offer some level of cross protection against MenB.



## Figures

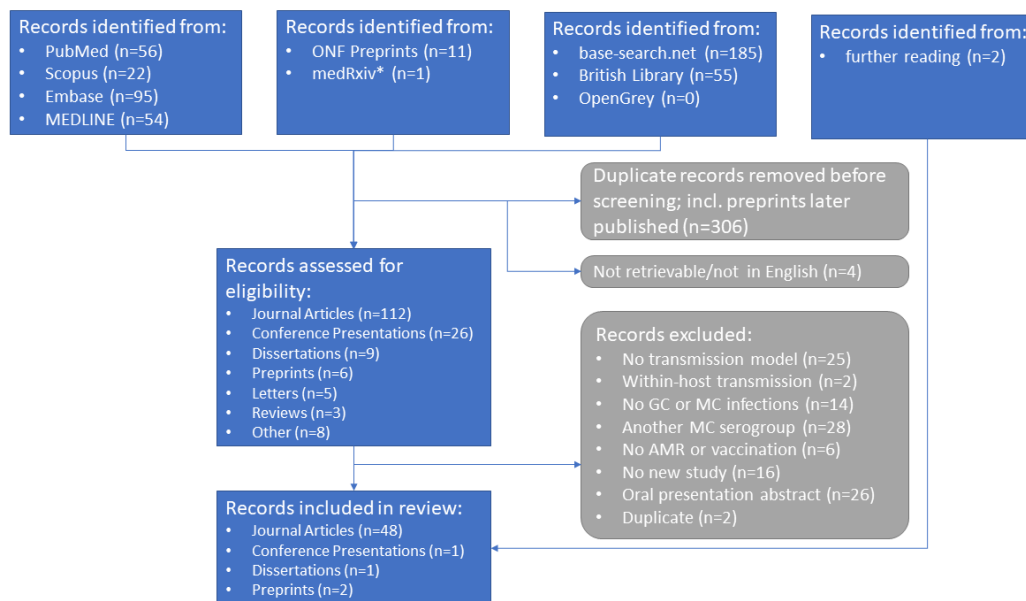


Figure 1: Literature search, screening, and inclusion process. \*medRxiv searched via google scholar using “source:medRxiv”

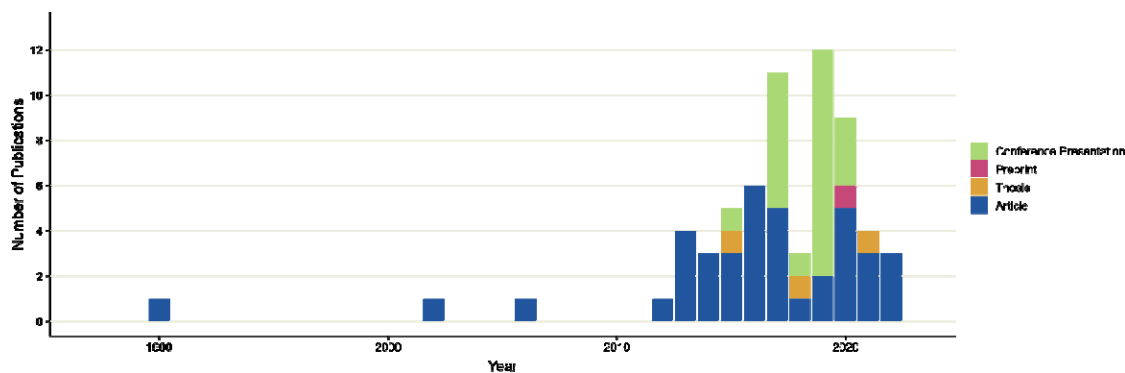


Figure 2: Timeline of publications matching our inclusion criteria.

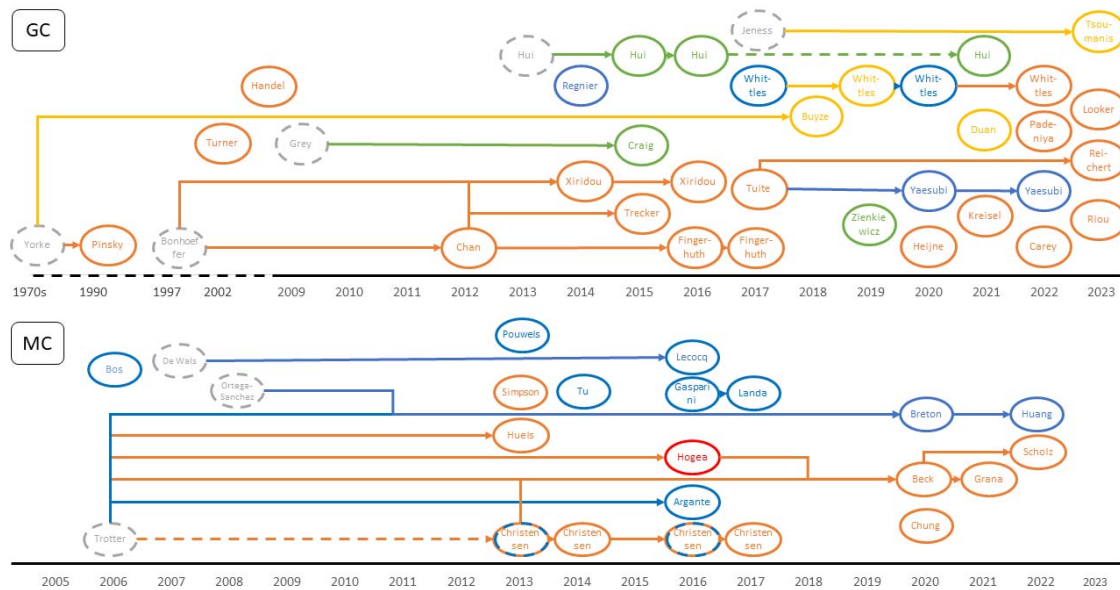


Figure 3: Phylogeny of *N. gonorrhoeae* (top) and *N. meningitidis* (bottom) models, indicated by first author. The colors denote the different model types: ODE (orange), PDE (red), Network (yellow), Population-based Markov (blue), Individual-based Markov (green). Studies in grey are not included in this review.

### Acknowledgement

This work was supported by the Wellcome Trust under grant “Impact of vaccines on antimicrobial resistance” [219792/Z/19/Z]. The funders had no role in study design, data collection and analysis, decision to publish, or preparation of the manuscript.

### Competing interest

RB performs contract research on behalf of UKHSA for GSK, Pfizer, and Sanofi. RV has received research funding for PHE from GSK and Gilead Sciences in the past. All other authors report there are no competing interests to declare.

### Bibliography

1. Semchenko, Tan, Borrow, et al. The serogroup B meningococcal vaccine Bexsero elicits antibodies to *Neisseria gonorrhoea*. *Clinical Infectious Diseases*. 2018.
2. Humbert MV, Christodoulides M. Immunization with recombinant truncated *Neisseria meningitidis* -Macrophage Infectivity Potentiator (rT-Nm-MIP) protein induces murine antibodies that are cross-reactive and bactericidal for *Neisseria gonorrhoeae*. Vol. 362018. p. 3926-3936.
3. Pérez O, Campo Jd, Cuello M, et al. Mucosal approaches in *Neisseria* Vaccinology. *VacciMonitor*. 2009;18(2):53-55.

4. Petousis-Harris, Paytner, Morgan, et al. Effectiveness of a group B outer membrane vesicle meningococcal vaccine against gonorrhoea in New Zealand: a retrospective case-control study. *Lancet*. 2017.
5. Longtin J, Dion R, Simard M, et al. Possible Impact of Wide-scale Vaccination Against Serogroup B *Neisseria Meningitidis* on Gonorrhoea Incidence Rates in One Region of Quebec, Canada. *Open Forum Infectious Diseases*. 2017 10:S734-S735.
6. Abara WE, Bernstein KT, Lewis FMT, et al. Effectiveness of a serogroup B outer membrane vesicle meningococcal vaccine against gonorrhoea: a retrospective observational study. *The Lancet Infectious Diseases*. 2022 7;22(7):1021-1029.
7. Bruxvoort KJ, Lewnard JA, Chen LH, et al. Prevention of *Neisseria gonorrhoeae* With Meningococcal B Vaccine: A Matched Cohort Study in Southern California. *Clinical Infectious Diseases*. 2023 2;76(3):e1341-e1349.
8. Robison SG, Leman RF. Association of Group B Meningococcal Vaccine Receipt With Reduced Gonorrhoea Incidence Among University Students. *JAMA Network Open*. 2023 8;6(8):e2331742.
9. Wang B, Giles L, Andraweera P, et al. 4CMenB sustained vaccine effectiveness against invasive meningococcal B disease and gonorrhoea at three years post programme implementation. *Journal of Infection*. 2023 8;87(2):95-102.
10. Semchenko EA, Day CJ, Seib KL. The *neisseria gonorrhoeae* vaccine candidate nhba elicits antibodies that are bactericidal, opsonophagocytic and that reduce gonococcal adherence to epithelial cells. *Vaccines*. 2020 6;8(2).
11. PHE. MenB vaccination: introduction from September 2015 2015. Available from: <https://www.gov.uk/government/publications/menb-vaccination-introduction-from-1-september-2015>
12. Read RC, Baxter D, Chadwick DR, et al. Effect of a quadrivalent meningococcal ACWY glycoconjugate or a serogroup B meningococcal vaccine on meningococcal carriage: an observer-blind, phase 3 randomised clinical trial. *The Lancet*. 2014 12;384(9960):2123-2131.
13. Christensen H, Hickman M, Edmunds WJ, et al. Introducing vaccination against serogroup B meningococcal disease: An economic and mathematical modelling study of potential impact. *Vaccine*. 2013 5;31(23):2638-2646.
14. Page, McKenzie, Bossuyt, et al. The PRISMA 2020 statement: an updated guideline for reporting systematic reviews. *BMJ*. 2021.
15. Tacconelli. Systematic reviews: CRD's guidance for undertaking reviews in health care. *Lancet Infectious Diseases*. 2010.
16. Lo NC, Andrejko K, Shukla P, et al. Contribution and quality of mathematical modeling evidence in World Health Organization guidelines: A systematic review. *Epidemics*. 2022 6;39.
17. Pinsky P, Shonkwiler R. A Gonorrhoea Model Treating Sensitive and Resistant Strains in a Multigroup Population. *Mathematical Biosciences*. 1990;98:103-126.
18. Turner KME, Garnett GP. The impact of the phase of an epidemic of sexually transmitted infection on the evolution of the organism. *Sexually Transmitted Infections*. 2002;78(SUPPL. 1).
19. Trotter CL, Gay NJ, Edmunds WJ. Dynamic models of meningococcal carriage, disease, and the impact of serogroup C conjugate vaccination. *American Journal of Epidemiology*. 2005 7;162(1):89-100.
20. Christensen H, Trotter CL, Hickman M, et al. Re-evaluating cost effectiveness of universal meningitis vaccination (Bexsero) in England: Modelling study. *BMJ (Online)*. 2014 10;349.
21. Chung GS, Hutton DW. Epidemiological impact and cost-effectiveness of universal meningitis b vaccination among college students prior to college entry. *PLOS ONE*. 2020 10;15(10):e0239926.

22. Huang L, Snedecor SJ, Balmer P, et al. Potential public health impact of a Neisseria meningitidis A, B, C, W, and Y pentavalent vaccine in the United States. *Postgraduate Medicine*. 2022;134(4):341-348.
23. Simpson JL, Roberts MG. Modelling the effect of vaccination on the meningococcal b epidemic in new zealand. *ANZIAM Journal*. 2012;54(1-2):74-88.
24. Beck E, Klint J, Garcia S, et al. Modelling the impact of 4CMenB and MenACWY meningococcal combined vaccination strategies including potential 4CMenB cross-protection: An application to England. *Vaccine*. 2020 11;38(47):7558-7568.
25. Hogeia C, Van Effelterre T, Vyse A. Exploring the population-level impact of MenB vaccination via modeling: Potential for serogroup replacement. *Human Vaccines and Immunotherapeutics*. 2016 2;12(2):451-466.
26. Argante L, Tizzoni M, Medini D. Fast and accurate dynamic estimation of field effectiveness of meningococcal vaccines. *BMC Medicine*. 2016 6;14(1).
27. Graña MG, Cavada G, Vasquez M, et al. Modeling the public health impact of different meningococcal vaccination strategies with 4CMenB and MenACWY versus the current toddler MenACWY National Immunization Program in Chile. *Human Vaccines & Immunotherapeutics*. 2021 12;17(12):5603-5613.
28. Trotter CL, Lingani C, Fernandez K, et al. Impact of MenAfriVac in nine countries of the African meningitis belt, 2010–15: an analysis of surveillance data. Vol. 172017. p. 867-872.
29. Breton M-C, Huang L, Snedecor SJ, et al. Cost-effectiveness of alternative strategies for vaccination of adolescents against serogroup B IMD with the MenB-FHbp vaccine in Canada. *Canadian Journal of Public Health*. 2020 4;111(2):182-192.
30. Christensen H, Trotter CL. Modelling the cost-effectiveness of catch-up 'MenB' (Bexsero) vaccination in England. *Vaccine*. 2017 1;35(2):208-211.
31. Gasparini R, Landa P, Amicizia D, et al. Vaccinating Italian infants with a new multicomponent vaccine (Bexsero®) against meningococcal B disease: A cost-effectiveness analysis. *Human Vaccines and Immunotherapeutics*. 2016 8;12(8):2148-2161.
32. Tu HAT, Deeks SL, Morris SK, et al. Economic evaluation of meningococcal serogroup B childhood vaccination in Ontario, Canada. *Vaccine*. 2014 9;32(42):5436-5446.
33. Scholz S, Schwarz M, Beck E, et al. Public Health Impact and Cost-Effectiveness Analysis of Routine Infant 4CMenB Vaccination in Germany to Prevent Serogroup B Invasive Meningococcal Disease. *Infectious Diseases and Therapy*. 2022 2;11(1):367-387.
34. Christensen H, Irving T, Koch J, et al. Epidemiological impact and cost-effectiveness of universal vaccination with Bexsero® to reduce meningococcal group B disease in Germany. *Vaccine*. 2016 6;34(29):3412-3419.
35. Pouwels KB, Hak E, van der Ende A, et al. Cost-effectiveness of vaccination against meningococcal B among Dutch infants. *Human Vaccines & Immunotherapeutics*. 2013 5;9(5):1129-1138.
36. Bos JM, R HC, Welte R, et al. Combination Vaccine Against Invasive Meningococcal B and Pneumococcal Infections Potential Epidemiological and Economic Impact in The Netherlands. 2006. p. 141-153.
37. Huels J, Clements KM, McGarry LJ, et al. Modelled evaluation of multi-component meningococcal vaccine (Bexsero®) for the prevention of invasive meningococcal disease in infants and adolescents in the UK. *Epidemiology and Infection*. 2014;142(9):2000-2012.
38. Willerton L, Lucidarme J, Walker A, et al. Antibiotic resistance among invasive Neisseria meningitidis isolates in England, Wales and Northern Ireland (2010/11 to 2018/19). *PLoS ONE*. 2021 11;16(11 November).
39. Temime L, Boëlle PY, Courvalin P, et al. Bacterial Resistance to Penicillin G by Decreased Affinity of Penicillin-Binding Proteins: A Mathematical Model. *Emerging Infectious Diseases*. 2003 4;9(4):411-417.

40. Schmidt KA, Schneider H, Lindstrom JA, et al. Experimental Gonococcal Urethritis and Reinfection with Homologous Gonococci in Male Volunteers. *Sexually Transmitted Diseases*. 2001 10;28(10):555-564.
41. Duan Q, Carmody C, Donovan B, et al. Modelling response strategies for controlling gonorrhoea outbreaks in men who have sex with men in Australia. *PLoS Computational Biology*. 2021 11;17(11).
42. Buyze J, Vanden Berghe W, Hens N, et al. Current levels of gonorrhoea screening in MSM in Belgium may have little effect on prevalence: A modelling study. *Epidemiology and Infection*. 2018 2;146(3):333-338.
43. Hui BB, Whiley DM, Donovan B, et al. Identifying factors that lead to the persistence of imported gonorrhoeae strains: A modelling study. *Sexually Transmitted Infections*. 2017 5;93(3):221-225.
44. Hui BB, Padeniya TN, Rebuli N, et al. A Gonococcal Vaccine Has the Potential to Rapidly Reduce the Incidence of *Neisseria gonorrhoeae* Infection among Urban Men Who Have Sex with Men. *Journal of Infectious Diseases*. 2022 3;225(6):983-993.
45. Tsoumanis A, Van Dijck C, Hens N, et al. Rethinking Screening Intensity in Terms of Reducing Prevalence or Increasing Selection Pressure for the Emergence of Resistant Gonorrhea: A Modeling Study of Men Who Have Sex With Men in Belgium. *Open Forum Infectious Diseases*. 2023 4;10(4).
46. Fingerhuth SM, Bonhoeffer S, Low N, et al. Antibiotic-Resistant *Neisseria gonorrhoeae* Spread Faster with More Treatment, Not More Sexual Partners. *PLoS Pathogens*. 2016 5;12(5).
47. Fingerhuth SM, Low N, Bonhoeffer S, et al. Detection of antibiotic resistance is essential for gonorrhoea point-of-care testing: A mathematical modelling study. *BMC Medicine*. 2017 7;15(1).
48. Riou J, Althaus CL, Allen H, et al. Projecting the development of antimicrobial resistance in *Neisseria gonorrhoeae* from antimicrobial surveillance data: a mathematical modelling study. *BMC infectious diseases*. 2023 12;23(1):252.
49. Hethcote HW, Yorke JA. Modeling Gonorrhea in a Population with a Core Group. *Gonorrhea Transmission Dynamics and Control*1984. p. 32-48.
50. Unemo M, Shafer WM. Antibiotic resistance in *Neisseria gonorrhoeae*: origin, evolution, and lessons learned for the future. *Annals of the New York Academy of Sciences*. 2011 8;1230.
51. Whittles LK, White PJ, Didelot X. Estimating the fitness cost and benefit of cefixime resistance in *Neisseria gonorrhoeae* to inform prescription policy: A modelling study. *PLoS Medicine*. 2017 10;14(10).
52. Zienkiewicz AK, Verschueren Van Rees N, Homer M, et al. Agent-based modelling study of antimicrobial-resistant *Neisseria gonorrhoeae* transmission in men who have sex with men: Towards individualised diagnosis and treatment. *Sexual Health*. 2019;16(5):514-522.
53. Chan CH, McCabe CJ, Fisman DN. Core groups, antimicrobial resistance and rebound in gonorrhoea in North America. *Sexually Transmitted Infections*. 2012 4;88(3):200-204.
54. Yaesoubi R, Cohen T, Hsu K, et al. Adaptive guidelines for the treatment of gonorrhea to increase the effective life span of antibiotics among men who have sex with men in the United States: A mathematical modeling study. *PLoS Medicine*. 2020 4;17(4).
55. Heijne JC, Xiridou M, Turner KM, et al. The impact of vaccination on *Neisseria gonorrhoeae* antimicrobial resistance and prevalence in men who have sex with men: a mathematical modelling study. 2020.
56. Tuite AR, Gift TL, Chesson HW, et al. Impact of rapid susceptibility testing and antibiotic selection strategy on the emergence and spread of antibiotic resistance in Gonorrhea. *Journal of Infectious Diseases*. 2017 11;216(9):1141-1149.

57. Xiridou M, Lugnér A, De Vries HJC, et al. Cost-Effectiveness of Dual Antimicrobial Therapy for Gonococcal Infections Among Men Who Have Sex With Men in the Netherlands. *Sexually Transmitted Diseases*. 2016 9;43(9):542-548.
58. Whittles LK, White PJ, Didelot X. Assessment of the Potential of Vaccination to Combat Antibiotic Resistance in Gonorrhoea: A Modeling Analysis to Determine Preferred Product Characteristics. *Clinical Infectious Diseases*. 2020 10;71(8):1912-1919.
59. Régnier SA, Huels J. Potential impact of vaccination against *Neisseria meningitidis* on *Neisseria gonorrhoeae* in the United States: Results from a decision-analysis model. *Human Vaccines and Immunotherapeutics*. 2014 12;10(12):3737-3745.
60. Whittles LK, Didelot X, White PJ. Public health impact and cost-effectiveness of gonorrhoea vaccination: an integrated transmission-dynamic health-economic modelling analysis. *The Lancet Infectious Diseases*. 2022 7;22(7):1030-1041.
61. Carey KA, Newman LM, Spicknall IH. Estimating the population level impact of a gonococcal vaccine candidate: Predictions from a simple mathematical model. *Vaccine*. 2022 11.
62. Craig AP, Gray RT, Edwards JL, et al. The potential impact of vaccination on the prevalence of gonorrhoea. *Vaccine*. 2015 8;33(36):4520-4525.
63. Handel A, Regoes RR, Antia R. The Role of Compensatory Mutations in the Emergence of Drug Resistance. *PLoS Computational Biology*. 2006 10;2(10):e137.
64. Hui BB, Ryder N, Su JY, et al. Exploring the benefits of molecular testing for gonorrhoea antibiotic resistance surveillance in remote settings. *PLoS ONE*. 2015 7;10(7).
65. Kreisel KM, Weston EJ, St Cyr SB, et al. Estimates of the Prevalence and Incidence of Chlamydia and Gonorrhoea Among US Men and Women, 2018. *Sexually transmitted diseases*. 2021 4;48(4):222-231.
66. Landa P, Tãnfani E, Testi A. A comparative study for cost-utility analysis methods: An application to a case study on multicomponent vaccine against Meningococcal B Disease. *SIMULTECH 2017 - Proceedings of the 7th International Conference on Simulation and Modeling Methodologies, Technologies and Applications*. 2017:163-170.
67. Lecocq H, Parent du Châtelet I, Taha MK, et al. Epidemiological impact and cost-effectiveness of introducing vaccination against serogroup B meningococcal disease in France. *Vaccine*. 2016 4;34(19):2240-2250.
68. Looker KJ, Booton R, Begum N, et al. The potential public health impact of adolescent 4CMenB vaccination on *Neisseria gonorrhoeae* infection in England: a modelling study. *BMC Public Health*. 2023 1;23(1):1.
69. Padeniya SMTN. Mathematical modelling to explore the role of the female-sex-worker-client interaction for gonorrhoea transmission and prevention among Australian heterosexuals. 2022.
70. Reichert E, Yaesoubi R, Roenn M, et al. Resistance-minimizing strategies for introducing a novel antibiotic for gonorrhoea treatment: a mathematical modeling study. *medRxiv*. 2023.
71. Trecker MA, Hogan DJ, Waldner CL, et al. Revised simulation model does not predict rebound in gonorrhoea prevalence where core groups are treated in the presence of antimicrobial resistance. *Sexually Transmitted Infections*. 2015 6;91(4):300-302.
72. Whittles LK, White PJ, Didelot X. A dynamic power-law sexual network model of gonorrhoea outbreaks. *PLoS Computational Biology*. 2019 3;15(3).
73. Xiridou M, Soetens LC, Koedijk FDH, et al. Public health measures to control the spread of antimicrobial resistance in *Neisseria gonorrhoeae* in men who have sex with men. *Epidemiology and Infection*. 2015 3;143(8):1575-1584.
74. Yaesoubi R, Cohen T, Hsu K, et al. Evaluating spatially adaptive guidelines for the treatment of gonorrhoea to reduce the incidence of gonococcal infection and increase the effective lifespan of antibiotics. *PLoS Computational Biology*. 2022 2;18(2).

75. UKHSA. National STI surveillance data - Table 1 2022. Available from: <https://www.gov.uk/government/statistics/sexually-transmitted-infections-stis-annual-data-tables>
76. ECDC. Gonorrhoea - Annual Epidemiological Report for 2021. Stockholm: ECDC; 2023.
77. CDC. National Overview of STDs, 2021-2023. Available from: <https://www.cdc.gov/std/statistics/2021/overview.htm#Gonorrhea>
78. Merrick R, Cole M, Pitt R, et al. Antimicrobial-resistant gonorrhoea: the national public health response, England, 2013 to 2020. Vol. 272022.
79. UKHSA. Antimicrobial resistance in *Neisseria gonorrhoeae* in England and Wales: Key findings from the Gonococcal Resistance to Antimicrobials Surveillance Programme (GRASP 2021). 2022.
80. PHE. UK case of *Neisseria gonorrhoeae* with high-level resistance to azithromycin and resistance to ceftriaxone acquired abroad. 2018.
81. Niewiadomska, Jayabalasingham, Seidman, et al. Population-level mathematical modeling of antimicrobial resistance: a systematic review. BMC Medicine. 2019.
82. Moore PS. Meningococcal Meningitis in Sub-Saharan Africa: A Model for the Epidemic Process. Clinical Infectious Diseases. 1992 2;14(2):515-525.
83. Gottlieb SL, Ndowa F, Hook EW, et al. Gonococcal vaccines: Public health value and preferred product characteristics; report of a WHO global stakeholder consultation, January 2019. Vaccine. 2020 6;38(28):4362-4373.
84. WHO. WHO preferred product characteristics for gonococcal vaccines. 2021.
85. White PJ, Nikitin D, Whittles LK. We need estimates of gonorrhoea vaccine protection and symptomaticity by sex and anatomical site. The Lancet Infectious Diseases. 2022 7;22(7):937.
86. Dionne-Odom. Safety and Efficacy Study of Meningococcal Group B Vaccine rMenB+OMV NZ (Bexsero) to Prevent Gonococcal Infection. <https://clinicaltrials.gov/study/NCT04350138>. 2020.
87. Kwan, Wong, Chan, et al. Efficacy of a Meningococcal B Vaccine Against *Neisseria Gonorrhoeae* Infections Among Men Who Have Sex With Men: a Randomised-controlled Clinical Trial. <https://clinicaltrials.gov/study/NCT05766904>. 2023.
88. Thng C, Semchenko EA, Hughes I, et al. An open-label randomised controlled trial evaluating the efficacy of a meningococcal serogroup B (4CMenB) vaccine on *Neisseria gonorrhoeae* infection in gay and bisexual men: the MenGO study protocol. BMC Public Health. 2023 3;23(1):607.
89. Johnson B. GSK's gonorrhea vaccine receives fast-track designation to expedite clinical trials. Nature Medicine. 2023 9;29(9):2146-2147.
90. GlaxoSmithKline. Safety and Efficacy of GSK *Neisseria Gonorrhoeae* GMMA (NgG) Investigational Vaccine When Administered to Healthy Adults 18 to 50 Years of Age. <https://classicclinicaltrials.gov/ct2/show/NCT05630859>. 2023.
91. JCVI. JCVI advice on the use of meningococcal B vaccination for the prevention of gonorrhoea. <https://www.gov.uk/government/publications/meningococcal-b-vaccination-for-the-prevention-of-gonorrhoea-jcvi-advice-10-november/jcvi-advice-on-the-use-of-meningococcal-b-vaccination-for-the-prevention-of-gonorrhoea>. 2023.
92. FAD. PENBRAYA: U.S. Food and Drug Administration; 2023. Available from: <https://www.fda.gov/vaccines-blood-biologics/vaccines/penbraya>
93. GSK. Effectiveness of GlaxoSmithKline Biologicals S.A.'s Meningococcal Group B and Combined ABCWY Vaccines in Healthy Adolescents and Young Adults 2023. Available from: <https://clinicaltrials.gov/study/NCT04502693>
94. CARB-X. CARB-X is funding Intravacc to develop a vaccine that prevents gonorrhea infections 2024. Available from: <https://carb-x.org/carb-x-news/carb-x-is-funding-intravacc/>

## Appendix

### Supplementary Information

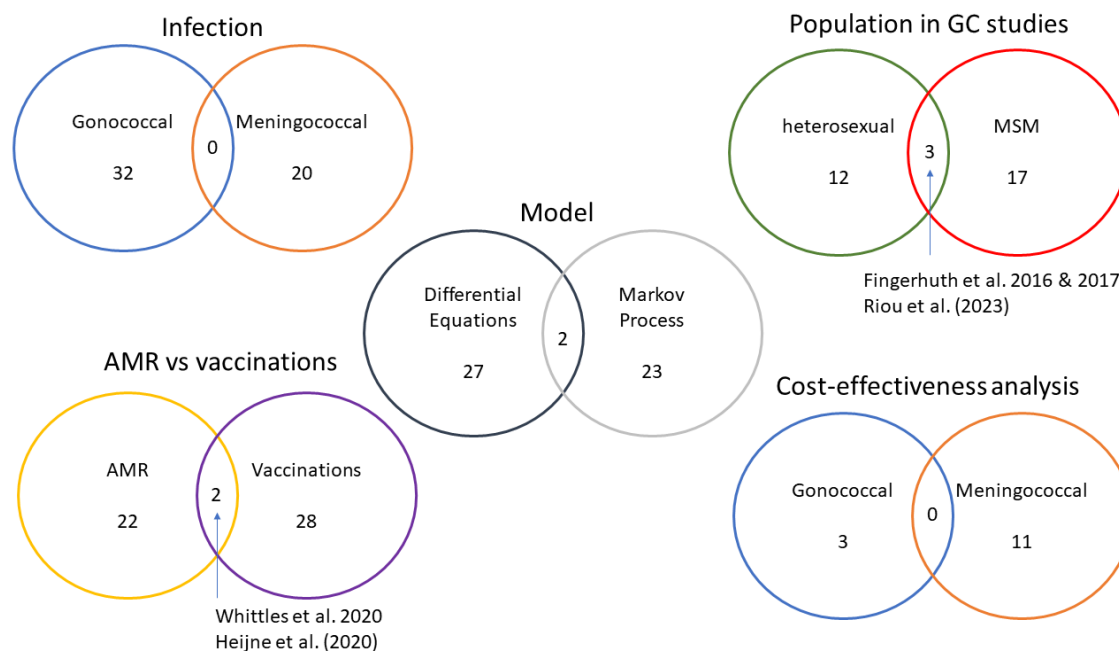


Figure S1: Main categorizations of included studies. Note that 1) none of the studies has looked into the impact of a MenB vaccine on both GC and MC, and 2) none of the GC studies modelled a spill over of infections from the MSM to the heterosexual community or vice versa.



Table S1: studies which included meningococcal infection and health economic analysis

Author	Question	Strategies	Dose schedule	Perspective	Time horizon	Measure of benefit	Results	Discounting	Vaccine cost / price	Vaccination or infection sequelae	Results sensitive to	Cost-effective price in base-case
(Beck et al., 2021)	MC: To estimate the broad impact and cost-effectiveness of Serogroup B Invasive Meningococcal Disease for infants in England	<p>Vaccination versus no vaccination</p> <p><b>Scenarios / strategies:</b></p> <p>Disease burden categories (n=5) added incrementally.</p> <ol style="list-style-type: none"> <li>Long-term sequelae</li> <li>Spillover effects on family, and network/caregivers</li> <li>Productivity losses</li> <li>Productivity losses for spillover, e.g. family home.</li> <li>Special educational needs</li> <li>Formal long-term caregiving</li> <li>Public health response</li> <li>Litigation costs</li> <li>Disease severity / adjustment factor</li> <li>Long term impact of infection.</li> </ol> <p>All burden categories; Disease incidence high Disease incidence low Carriage effect included No cross-protection Vaccine effectiveness Adverse events Productivity losses Discount rate</p>	2+1 vaccination schedule where priming doses are administered at 2 and 4 months and a booster dose is administered at 12 months of age.	<i>Societal perspective</i>	100 years	QALYs productivity loss.	£360 595 per QALY taking a narrower perspective. £18,645 per QALY taking into account all factors	3.5% for costs and benefits. Varied in scenario analysis	£75 per dose £9.76 per dose	<p>Impact on costs and utilities modelled separately:</p> <p>Short-term infection sequelae Long-term infection sequelae:</p> <ul style="list-style-type: none"> <li>Amputation</li> <li>Skin scarring</li> <li>Renal dysfunction/ failure/ insufficiency</li> <li>Neurological sequelae</li> <li>Blindness/severe visual impairment</li> <li>Hearing loss severe/ profound bilateral/deafness (cochlear implant)</li> <li>Hearing loss moderate bilateral</li> <li>Hearing loss unilateral/ hearing impairment</li> <li>Epilepsy/seizures</li> <li>Severe neurological disorders</li> <li>Speech or communication problems</li> <li>Mental retardation/ low IQ</li> <li>Motor deficits</li> <li>Psychological and behavioral sequelae</li> <li>Depression</li> <li>Anxiety</li> <li>Separation anxiety</li> <li>ADHD</li> </ul>	MenB Incidence Quality of life adjustment factor Probability of long-term psychological and behavioural sequelae	Not reported
(Bos, et al., 2006)	MC: To estimate the epidemiological and economic impact of a combined 9-valent B and pneumococcal vaccine for all new-borns in The Netherlands	<p>Vaccination versus no vaccination</p> <p><b>Scenarios / strategies:</b></p> <ol style="list-style-type: none"> <li>no cross-reactivity (vaccine coverage 50%);</li> <li>cross-reactivity based on Vermont et al (vaccine coverage 67%, base case scenario); and</li> <li>maximum cross-reactivity (vaccine coverage of 84%)</li> </ol>	2, 3, 4 and 11 months	<i>Societal perspective</i>	Lifetime	QALYS	€17 700 per QALY.	4% for cost and benefits	€40 per dose  Administration cost €6.20	<p><b>Infection:</b> Neurological; physical; hearing loss; invasive pneumonia and two health states from the EQ-5D (212111, 112112)</p> <p><b>Vaccination:</b> None</p>	Changes in incidence; vaccine price; duration of protective efficacy.	

(Breton, et al., 2020)	MC: To estimate the expected reduction of Serogroup B meningococci invasive meningococcal disease cases in the 30 years following introduction of routine age targeted vaccination in the Canadian population.	Vaccination versus no vaccination  <b>Scenarios / strategies:</b>  (1) age 14, along with existing school-based programs, with 75% uptake; (2) age 17 with 75% uptake, assuming school vaccination; and (3) age 17 with 30% uptake, assuming vaccination outside of school.	2 dose schedule	<i>Societal perspective</i>	30-years	Cases averted; QALYs	\$976,000 per QALY, \$685,000 per QALY, and \$490,000 per QALY.	3% for both costs and benefits	\$156.44 for the 2-dose series  Administration cost of \$10.10 per dose	<b>Infection:</b>  Impact using direct medical costs, productivity losses and disutilities:  Scarring Amputation Paralysis Seizure / epilepsy Hearing loss Neurologic sequelae Renal failure  Vaccination: One off vaccine disutility.	Tornado diagram suggestions the following 4 top factors: MenB incidence Vaccination costs Vaccine uptake Vaccine efficacy against carriage	\$11 per dose (cost per QALY \$135,000 per QALY)
(Christensen, et al., 2013)	MC: Predict the potential impact of introducing a new vaccine in England, with the capacity to protect against serogroup B meningococcal disease	<b>Vaccination versus no vaccination</b>  A: Infant: 2, 3, 4 + 12 months of age B: Infant: 2, 4, 6 + 12 months of age C: Infant: 2, 3, 4 months of age D: Infant: 2, 3, 4 + 12 months of age E: Infant: 2, 3, 4 + 12 months of age F: Adolescent: 0, 2, 6 schedule G: Adolescent: 0, 2, 6 schedule	Various different, as strategies.	NHS and personal and social services	100 years	cases averted; deaths averted; QALYs	£162,800 per QALY	3.5% for the first 30 years; 3.0% in years 31–75 and 2.5% in years 76–99 all for cost and benefits	Assumed £40 per dose  Cost of administration at school, per dose £5.6	<b>Infection:</b> Minor sequelae / major sequelae impacting on QoL (-0.2) and annual cost (£500, £10,000)  <b>Vaccination:</b> None	Vaccine profile; disease incidence; case fatality; sequelae, including quality of life losses and costs of care.	£9 per dose
(Christensen, et al., 2014)	MC: Predict the potential impact of introducing a new vaccine in England, with the capacity to protect against serogroup B meningococcal disease	Vaccination versus no vaccination  <b>Scenarios / strategies:</b>  <b>Routine Infant</b> 2, 3, 4, and 12 months; 2, 3, 4, and 12 months; 2, 3, 4, and 12 months; 2, 3, 4, and 12 months; <b>Routine adolescent</b> 13 years‡ 13 years <b>Routine infant and adolescent</b> 2, 3, 4, and 12 months; 13 years	Various different, as strategies.	Societal perspective	100 years	cases averted; QALYs	£221,000 per QALY	3.5% for cost and benefits	List price of Bexsero.  Administration cost £7.50	<b>Infection:</b> Quality of life losses during the acute disease episode, deriving estimates from PHE study using EQ-5DY in children up to a year after the illness. Long term reductions in quality of life for survivors with sequelae using data from the MOSAIC study. Some cases were assumed to result in claims against the NHS, attracting legal costs and damages not related to quality of life. Where included, QoL losses were ignored to avoid double counting.  <b>Vaccination:</b> None	Vaccine profile; Impact of disease on the person affected as well as family and network; QoL adjustment factor	£3 per dose
(Christensen, et al., 2016)	MC: Predict the potential impact of introducing a new vaccine in England, with the	Vaccination versus no vaccination  <b>Scenarios / strategies:</b>  <b>Routine infant</b>	Various different, as strategies.	Payer perspective	100 years	cases averted; deaths averted; QALYs	€2,015,300 per QALY	3% for cost and benefits	€96.96 per dose  Administration cost €6.50	<b>Infection:</b> Cost of support care for those with mild / severe sequelae (annual).	Results were sensitive to: disease incidence.  Results were	<1 per dose

	capacity to protect against serogroup B meningococcal disease	<p>2, 3, 4, and 12 months 2, 3, 4, and 12 months 2, 3, 4, and 12 months</p> <p>2, 4, 6 + 12 months 2, 4, 6 + 12 months</p> <p>6, 8, 12 months 6, 8, 12 months</p> <p><b>Routine adolescent</b> 12 years 12 years (0, 2 schedule)</p> <p><b>Routine infant and adolescent</b> 2, 3, 4, and 12 months; 12 years; 6, 8 and 12 months; 12 years</p>								<p>QoL loss for survivors with and without sequelae over first year (not differentiated by severity).</p> <p>Ongoing QoL for survivors with sequelae, not differentiated by age.</p> <p><b>Vaccination:</b></p> <p>Costs of hospitalisations for severe fever and anaphylaxis as possible adverse events following vaccination; did not include possible quality of life losses associated with adverse events</p>	robust (being not cost-effective) to favorable vaccine profile assumptions; herd effects; use of societal perspective.	
(Christensen & Trotter, 2017)	MC: investigate the cost-effectiveness of different catch-up options, focusing not on children under 11 years, but on the birth cohorts after infancy who experience the greatest disease burden, i.e. 1, 2 and 3–4 year olds	<p>Vaccination with catch-up versus no catch-up</p> <p><b>Scenarios / strategies:</b></p> <p>2,4 + 12 months + CU in 1 y; 2,4 + 12 months + CU in 1–2 y; 2,4 + 12 months + CU in 1–4 y</p>	Various different, as strategies.	NHS and personal and social services	100 years	QALYs	£273,400 per QALY	<p>3.5% for cost and benefits</p> <p>1.5% for costs and benefits</p>	<p>List price of Bexsero.</p> <p>Administration cost £9.80</p>	<p><b>Infection:</b> Quality of life losses during the acute disease episode, deriving estimates from PHE study using EQ-5DY in children up to a year after the illness. Long term reductions in quality of life for survivors with sequelae using data from the MOSAIC study. Some cases were assumed to result in claims against the NHS, attracting legal costs and damages not related to quality of life. Where included, QoL losses were ignored to avoid double counting.</p> <p><b>Vaccination:</b> None</p>	<p>Reducing discount rate for costs and benefits improved cost-effectiveness.</p> <p>Disease incidence over time.</p> <p>Vaccine strain coverage and herd effects reduces cost-effectiveness.</p> <p>Family and network QALYs improves cost-effectiveness.</p>	£13 per dose
(Gasparini, et al., 2016)	MC: cost-effectiveness analysis (CEA) on the possible use of Bexsero <sup>®</sup> in the Italian epidemiological scenario	<p>Vaccination versus no vaccination</p> <p><b>Scenarios / strategies:</b></p> <p>1: Perspective: social; cost of death 0; number of vaccine doses: 5; disease incidence: official data 2: Perspective: social; cost of death SHC;</p>	2, 4, 6 and 12 months of age with a booster dose at 11 years.	Societal and health care provider perspective	Not reported	Death, survival without sequelae, and survival with long-term sequelae;	<p>€109,762 per QALY for scenario 1; 37,827 per QALY for scenario 8.</p> <p>Not fully incremental</p>	<p>3% for both costs and benefits</p>	<p>€200 (4 doses)</p> <p>Administration cost per dose €5.80</p>	<p><b>Infection:</b> Impact on costs and QoL of: Amputation with substantial Depression Motor deficits Blindness Epilepsy or Seizure Severe Neurological</p>	<p>Tornado diagram showing incidence of disease had the largest impact on the ICER.</p> <p>Probability of</p>	Not reported

		<p>number of vaccine doses: 5; disease incidence: official data</p> <p>3. Perspective: social; cost of death WTP; number of vaccine doses: 5; disease incidence: official data</p> <p>4. Perspective: NHS; cost of death WTP; number of vaccine doses: 5; disease incidence: official data</p> <p>5. Perspective: social; cost of death 0; number of vaccine doses: 5; disease incidence: estimated data</p> <p>6. Perspective: social; cost of death SHC; number of vaccine doses: 5; disease incidence: estimated data</p> <p>7. Perspective: social; cost of death WTP; number of vaccine doses: 5; disease incidence: estimated data</p> <p>8. Perspective: NHS; cost of death WTP; number of vaccine doses: 5; disease incidence: estimated</p>				QALYs	analysis.			<p>disability</p> <p>Mental retardation (cognitive problems)</p> <p>Hearing loss requiring cochlear implantation</p> <p>Moderate/severe bilateral hearing loss</p> <p>Moderate unilateral hearing loss</p> <p>Skin necrosis</p> <p>Scars</p> <p>Severe speech or communication problems</p> <p>Renal failure</p> <p>Chronic migraine</p> <p><b>Vaccination:</b></p> <p>None</p>	sequelae also had a large impact.	
(Lecocq, et al., 2016)	MC: To conduct an economic evaluation to support the Haut Conseil de la Santé Publique, (HCSP) make its recommendation regarding the potential integration of Bexsero® into the immunization schedule	<p>Vaccination versus no vaccination</p> <p><b>Scenarios / strategies:</b></p> <p>Infant strategy (A): primary series at 3, 5 and 6 months and a booster dose at 13 months</p> <p>Toddler strategy (B): 2 primary doses at 13 and 15 months with a booster dose at 27 months</p> <p>Adolescent strategy (C): 2 doses one month apart in adolescents at 15 years</p> <p>Booster strategy (D): booster dose at 15 years old and a catch-up for 15 years old subjects (2 doses one month apart) during the first 15 years of the program were added to the infant</p> <p>Booster strategy (E): booster dose at 15 years old and a catch-up for 15 years old subjects (2 doses one month apart) during the first 15 years of the program were added to the toddler.</p>	Various different, as strategies.	Restricted societal perspective with direct costs only	100 years	QALYs	<p>Infant vaccination €380,973 per QALY</p> <p>Adolescent vaccination €135,902 per QALY</p> <p>Infant vaccination with a late booster and catch-up €188,511 per QALY gained.</p>	4% for the first 30 years with a progressive disease to 2% thereafter for both costs and benefits.	€40 per dose	<p>Administration cost €23.61 – €27.82</p> <p><b>Infection:</b></p> <p>Impact on QoL:</p> <p>Severe hearing loss</p> <p>Mild hearing loss</p> <p>Blindness</p> <p>Full IQ less than 85</p> <p>Epilepsy</p> <p>ADHD</p> <p>Amputation</p> <p>Impact on costs:</p> <p>Handicap cost per year</p> <p><b>Vaccination:</b></p> <p>Adverse effect cost per dose (bundled together):</p> <p>Fever;</p> <p>febrile seizure;</p> <p>Kawasaki disease</p> <p>juvenile arthritis</p>	<p>Tornado diagram consistently showing these to be the most sensitive:</p> <p>Discount rate;</p> <p>Vaccine cost;</p> <p>Incidence;</p> <p>Waning rate of protection</p> <p>Although results were robust as none were cost-effective</p>	Not reported

(Pouwels, et al., 2013)	MC: The cost-effectiveness of vaccine implementation strategies for meningococcal B in the Netherlands at differing levels of disease incidence.	<p><b>Scenarios / strategies:</b></p> <p>1: 2, 3, 4, 11 months</p> <p>2: 2, 3, 4, 11 months + 12 years</p> <p>3: 12 + 14 months</p> <p>12 + 14 months + 12 years</p> <p><b>Base-case disease incidence:</b> 1.07 per 100k</p> <p><b>1990 – 1993 disease incidence:</b> 3.46 per 100k</p>		Societal	100 years	QALYs	€243,778 per QALY	4% and 1.5% for costs and benefits	€40 per dose	Administration cost €6.81	<p><b>Infection:</b></p> <p><b>Impact on costs:</b></p> <p>Cochlear Scars</p> <p>Hospitalization for scars</p> <p>Amputations</p> <p>Amputation hospitalization</p> <p>Special education</p> <p>Institution care</p> <p><b>Impact on QoL:</b></p> <p>Hearing loss;</p> <p>Motor deficits;</p> <p>Scars;</p> <p>Amputations; Neurological sequelae (not specified)</p>	Tornado diagram shows:	€13 per dose
(Scholz, et al., 2022)	MC: To assess the cost-effectiveness of Routine Infant 4CMenB Vaccination in Germany to Prevent Serogroup B Invasive Meningococcal Disease	<p>Vaccination versus no vaccination</p> <p><b>Scenarios / strategies:</b></p> <p>Quality of life adjustment factor (QAF) of 3 applied to QALY loss in cases with long-term sequelae</p> <ul style="list-style-type: none"> <li>- Incidence increased by 16.7% to account for potential underreporting</li> <li>- Standard operating procedure (SOP) scenario developed according to STIKO SOP, with 3% discount rates for costs and QALYs</li> <li>- Base case scenario assumes no carriage effect of 4CMenB</li> <li>- Carriage scenario assesses the potential effectiveness of 4CMenB in preventing acquisition of Nm carriage and the impact of herd protection</li> <li>- High and low incidence scenarios conducted with incidence multiplied by 3 and 0.5, respectively</li> </ul>	<p>2 to 1 dose schedule</p> <p>at 2, 4 and 12 months of age</p>	Societal	100 years	IMD cases averted, MenB cases averted, QALYs gained.	€188,762 per QALY	1% for costs and 1% benefits	Vaccine price of €97.06	Administration cost €7.60	Same list of sequelae as Beck 2021 with impact on both utilities and costs. Different cost values.	Incorporation of additional 'value' factors heavily impacted upon ICER. Narrower perspective is €817,000 per QALY.	Not calculated.

\*assumed £30,000 per QALY unless otherwise stated

MC: meningococcal, GC: gonococcal, QALY: quality-adjusted life year; VOD: Vaccine on diagnosis, VAR: Vaccine at risk, VoA: Vaccine on attendance; ICER: incremental cost-effectiveness ratio.

Table S2: studies which included gonococcal infection and health economic analysis

Author	Question	Strategies	Dose schedule	Perspective	Time horizon	Measure of benefit	Results	Discounting	Vaccine cost / price	Vaccination or infection sequelae	Results sensitive to	Cost-effective price in base-case
(Régnier & Huels, 2014)	GC: To assess the impact of a vaccination campaign with the 4CMenB vaccine on gonorrhoea outcomes in the USA	Vaccination in adolescents versus no vaccination (treatment with antibiotics for infection)  <b>Scenarios / strategies:</b>  Differing levels of vaccine effectiveness: 10%, 20%, 30%, 40%, 50%  Different levels of antibiotics efficacy: 0%, 25%, 50%, 75%, 97%	Two dose schedule at adolescence.	Societal	Lifetime	QALYs	Economically justifiable price calculated	3% for costs and benefits	A function of the results	<b>Infection:</b> Women: PID; Ectopic pregnancy; Chronic pelvic pain; Infertility  Men: Urethritis; Epididymitis; Incremental HIV infection(?)  <b>Vaccination:</b> None	Results / drivers of value are in the following order:  Sequelae / symptoms HIV Productivity Treatment / diagnosis.	\$26.10 at a threshold of £75,000 per QALY (20% effectiveness and 97% effective antibiotics)
(Whittles, et al., 2022)	GC: Public health impact and cost-effectiveness of gonorrhoea vaccination for MSM in England.	Vaccination scenarios versus no vaccine:  <b>Scenarios / strategies:</b>  - Vaccination before entry (VbE): This strategy involves vaccinating adolescents in schools before they become sexually active. - Vaccination on diagnosis (VoD): This strategy involves vaccinating men who have sex with men (MSM) in sexual health clinics when they are diagnosed with gonorrhoea. - Vaccination on attendance (VoA): This strategy involves vaccinating MSM in sexual health clinics when they attend the clinic, regardless of whether or not they are diagnosed with gonorrhoea. - Vaccination according to risk (VaR): This strategy involves vaccinating individuals based on their current infection with gonorrhoea or their self-reported high number of sexual partners. It is a hybrid approach, using VoD for those with low activity and VoA for those with high activity.	2 dose schedule with additional booster for waning protection	Sexual health clinics	10 and 20-years	Cases averted, value per dose. QALYs	£18 per dose:  VoD and VaR dominate comparator. VoA has an ICER <£10,000 per QALY.  £85 per dose:  VOD ~£12,000 per QALY VAR ~ £15,000 per QALY VOA ~ £80,000  VOD is externally dominated.	3.5% for costs and benefits	List price of £75 per dose  Administration cost per dose £10	<b>Infection:</b> None  <b>Vaccination:</b> None	Vaccine efficacy Duration of protection Targeting strategy	Cost saving combined with cases avoided.
(Xiridou, et al., 2016)	GC: Cost-Effectiveness of Dual Antimicrobial Therapy for Gonococcal	Antibiotics ceftriaxone and azithromycin compared with monotherapy of ceftriaxone	N/A	Healthcare provider	10, 20, 30, 40, 50, 60 (base-case not identified)	QALYs	N/A	4% for costs and 1.5% for benefits	N/A	<b>Infection:</b> None  <b>Vaccination:</b> None	N/A	N/A*

Infections Among Men Who Have Sex With Men in the Netherlands				)								
---	--	--	--	---	--	--	--	--	--	--	--	--

# Could vaccinating at risk populations with Meningococcal B vaccine reduce incidence and antimicrobial resistance in gonococcal (GC) infections in the UK? A systematic review protocol to develop a transmission model of GC and MenB infection for the UK

**Authors:** The University of Manchester, UKHSA

**Contact details for further information:** [ian.hall@manchester.ac.uk](mailto:ian.hall@manchester.ac.uk)

**Type and method of review:** systematic review, descriptive and narrative synthesis

**Start date:** 01/10/2021

**Completion date:**

**Funding:** Wellcome Trust

## 1. Background

Antimicrobial resistance (AMR) threatens public health and individual patient care. Gonococcal (GC) infection incidence has been increasing year on year for the last decade in the UK.<sup>1,2</sup> AMR in GC infection is relatively low in the UK, but it has been increasing too.<sup>1</sup> More worryingly, multi-drug resistant GC (MDR-GC) and XDR-GC are fast emerging elsewhere, and the first two cases of MDR-GC have been diagnosed and acquired in the UK.<sup>3</sup>

*Neisseria gonorrhoeae* and *Neisseria meningitidis* are closely related bacteria that cause a significant global burden of disease. Control of gonorrhoea is becoming increasingly difficult due to widespread antibiotic resistance. While vaccines are routinely used for *N. meningitidis*, no vaccine is licensed for *N. gonorrhoeae*. A recent study in New Zealand and Cuba where outer membrane vesicle (OMV) meningococcal B (MenB) vaccine was given to adolescents was reported with 30% reduction in incidence rates of GC in those vaccinated, as the vaccine potentially offers some cross protection.<sup>4,5,6,7,9</sup>

The UK, since 2015 have offered the MenB vaccine as part of the national infant immunisation schedule.<sup>6</sup> This vaccine is Bexsero, and one component is the NZ OMV. Cost-effectiveness of the MenB vaccine against meningococcal disease in adolescents in the UK is borderline given the relatively low incidence of *N. meningitidis* group B infections and the cost of the vaccine; hence immunisation has been targeted in the UK to infants.<sup>8</sup> For this to have any noticeable effect on the incidence of GC infections it will take another 20 years.

We propose to model the cost-effectiveness of vaccinating groups at risk of GC against MenB and comparing this with offering vaccination to adolescents and continuing with childhood vaccination. We will measure the reduction in MenB and GC incidence and AMR.

## 2. Aim



To explore whether targeted immunisation with Meningococcal B vaccine to populations at risk of gonococcal infection will reduce incidence and resistance in gonorrhoea.

### 3. Research question

This review seeks to answer the question “what evidence exists at present for whether targeted immunisation with Meningococcal B vaccine to populations at risk of gonococcal infection reduce incidence and antimicrobial resistance in gonorrhoea?”

### 4. Specific objectives

- Inform development of a transmission model of GC and MenB infection for the UK
- Investigate the cost-effectiveness of MenB vaccine in infants, adolescents, and targeted at-risk populations in reducing MenB and GC infection incidence and AMR.
- Investigate the potential impact in areas of low, medium, and high incidence of GC infection and low- and high-level AMR in GC.

### 5. Criteria for studies inclusion (PICOS)

i.	Participants or Population	This review will consider all studies that involve <ul style="list-style-type: none"> <li>• All persons eligible for MenB vaccination</li> </ul>
ii.	Interventions	Interventions of interest included those related to the following: <ul style="list-style-type: none"> <li>• Effectiveness and/or efficacy of MenB Vaccine;</li> <li>• Continuation of existing vaccination programmes;</li> <li>• Screening systems;</li> <li>• Assessment strategies of medication;</li> <li>• Intervention programmes;</li> <li>• Specific clinical interventions</li> </ul>
iii.	Comparisons	Infection levels and AMR in targeted groups at greater risk of gonococcal infections with and without vaccination
iv.	Outcome of Interest	<ul style="list-style-type: none"> <li>• A transmission model at population scale of GC and MenB infection for the UK</li> <li>• Cost-effective vaccination strategies to reduce MenB and GC infection incidence and AMR.</li> <li>• Simulated planned activities for Vaccine strategies using the transmission dynamic model of GC and MenB infection and vaccination</li> </ul>
v.	Study designs	Modelling using direct or indirect measurement methods to evaluating the effectiveness or efficacy of interventions/strategies relating to gonococcal or meningococcal infections, and the impact on AMR in this infection.

## 6. Search methods

Electronic databases	Journal publications: <ul style="list-style-type: none"><li>• Medline, Embase (both via Ovid)</li><li>• PubMed</li><li>• Scopus</li></ul> Preprints: <ul style="list-style-type: none"><li>• medRxiv</li><li>• OSF Preprints (incl. aRxiv, bioRxiv...)</li></ul> Grey literature: <ul style="list-style-type: none"><li>• base-search.net</li><li>• British Library</li><li>• OpenGrey</li></ul>
Other methods used for identifying relevant research.	<ol style="list-style-type: none"><li>1. Reference checking and hand searching of these</li><li>2. Terms identified, and the synonyms used by respective databases, will be used in an extensive search of the literature.</li><li>3. Reference lists and bibliographies of the articles collected from those identified.</li></ol>

## 7. Study selection

### ***The inclusion criteria:***

- Mathematical Model (with transmission or fundamental mechanisms captured in model) in the title or abstract.
- Title and abstract must cover either or both of the following infections (diseases) and synonyms:
  - Gonococcal infection (gonorrhoea)
  - Meningococcal infection, serogroup B (bacterial meningitis)
- Title and abstract should contain at least one of the following two subject matters
  - AMR
  - Vaccination with MenB or Bexsero

### ***The exclusion criteria:***

- All non-primary studies, conference talks and studies not available in English will be excluded. Only primary studies publishing gonococcal infections are of interest.
- Papers reporting genomic sequencing, agricultural model, animal model, conventional statistical modelling or analysis, systematic literature reviews, and meta-analyses will be excluded from the review, unless they used or published de-novo data.
- Meningococcal conjugate vaccine that are not serogroup B.
- Screening the eligible articles for papers that do not answer the research questions of the study (for example, articles featuring the search terms but that are merely definitions, descriptions, or referred to for comparison, etc.).

## 8. *Data synthesis*

All search results will be screened to eliminate duplicate entries. After deduplication, we will screen titles and abstracts for our inclusion and exclusion criteria as defined above to reduce our list further. We will end up with a list of studies that address our objectives (included studies). After data collection, a qualitative synthesis of the included studies will be used to organise existing GC modelling studies. An extraction form will be developed using Excel or any other suitable program, based on the following categories: study title, infectious disease system, model type, model formulation/class, transmission route, methodology, validation technique, intervention target, and type of data used. Additional rounds of data extraction with subgroups of the included studies will be performed, as necessary.

Two or more appropriately qualified persons will extract and enter data independently from each included study. Inconsistencies in data extraction or data entry will be resolved by consensus. If there is no agreement, an independent reviewer will intervene to arrive at a final decision. Studies might be excluded at the data entry stage if it becomes apparent that inclusion criteria are not met or there is not enough information in the documents to extract the required data.

A descriptive analysis of the data generated from the systematic search, in line with the study protocol, will be reported using flow charts (to illustrate included and excluded publications/registered trials) and tables (to present studies, models, and setting characteristics). The report will be written following the PRISMA Guidelines for reporting of systematic reviews and meta-analyses<sup>10,11</sup> to present the research methodology and findings.

## References

1. Public Health England. Sexually transmitted infections and screening for chlamydia in England, 2018. Health protection Report. June 7, 2019. Link: [https://assets.publishing.service.gov.uk/government/uploads/system/uploads/attachment\\_data/file/806118/hpr1919\\_stis-ncsp\\_ann18.pdf](https://assets.publishing.service.gov.uk/government/uploads/system/uploads/attachment_data/file/806118/hpr1919_stis-ncsp_ann18.pdf)
2. Public Health England. Update on investigation of UK case of *Neisseria gonorrhoeae* with high-level resistance to azithromycin and resistance to ceftriaxone acquired abroad. Health Protection Report. April 20, 2018. Link: [https://assets.publishing.service.gov.uk/government/uploads/system/uploads/attachment\\_data/file/701185/hpr1418\\_MDRGC.pdf](https://assets.publishing.service.gov.uk/government/uploads/system/uploads/attachment_data/file/701185/hpr1418_MDRGC.pdf)
3. Whittles LK, White PJ, Paul J, Didelot X. Epidemiological Trends of Antibiotic Resistant Gonorrhoea in the United Kingdom. *Antibiotics* (Basel). 2018 Jul 13;7(3). pii: E60. doi: 10.3390/antibiotics7030060. Review.
4. Semchenko EA, Tan A, Borrow R, Seib KL. The serogroup B meningococcal vaccine Bexsero elicits antibodies to *Neisseria gonorrhoeae*. *Clin Infect Dis*. 2018 Dec 14. doi: 10.1093/cid/ciy1061. [Epub ahead of print]
5. Petousis-Harris H, Paynter J, Morgan J, Saxton P, McArdle B, Goodyear-Smith F, Black S. Effectiveness of a group B outer membrane vesicle meningococcal vaccine

- against gonorrhoea in New Zealand: a retrospective case-control study. *Lancet*. 2017 Sep 30;390(10102):1603-1610. doi: 10.1016/S0140-6736(17)31449-6. Epub 2017 Jul 10.
6. Humbert MV, Christodoulides M. Immunization with recombinant truncated *Neisseria meningitidis*-Macrophage Infectivity Potentiator (rT-Nm-MIP) protein induces murine antibodies that are cross-reactive and bactericidal for *Neisseria gonorrhoeae*. *Vaccine*. 2018 Jun 22;36(27):3926-3936. doi: 10.1016/j.vaccine.2018.05.069. Epub 2018 May 24.
  7. Acevedo R, Bai X, Borrow R, Caugant DA, Carlos J, Ceyhan M, Christensen H, Climent Y, De Wals P, Dinleyici EC, Echaniz-Aviles G, Hakawi A, Kamiya H, Karachaliou A, Lucidarme J, Meiring S, Mironov K, Sáfadi MAP, Shao Z, Smith V, Steffen R, Stenmark B, Taha MK, Trotter C, Vázquez JA, Zhu B. The Global Meningococcal Initiative meeting on prevention of meningococcal disease worldwide: Epidemiology, surveillance, hypervirulent strains, antibiotic resistance and high-risk populations. *Expert Rev Vaccines*. 2019 Jan;18(1):15-30.
  8. Public Health England. MenB vaccination: introduction from September 2015. Correspondence. June 2, 2015. Link: <https://www.gov.uk/government/publications/menb-vaccination-introduction-from-1-september-2015>
  9. Christensen H, Trotter CL, Hickman M, Edmunds WJ. Re-evaluating cost effectiveness of universal meningitis vaccination (Bexsero) in England: modelling study. *BMJ*. 2014 Oct 9;349:g5725. doi: 10.1136/bmj.g5725.
  10. Liberati A, Altman DG, Tetzlaff J, Mulrow C, Gøtzsche PC, Ioannidis JP, Clarke M, Devereaux PJ, Kleijnen J, Moher D. 2009. The PRISMA statement for reporting systematic reviews and meta-analyses of studies that evaluate healthcare interventions: explanation and elaboration. *BMJ*. 2009; 339:b2700.
  11. Moher D, Liberati A, Tetzlaff J, Altman DG. 2009. PRISMA Group. Preferred reporting items for systematic reviews and meta-analyses: the PRISMA statement. *PLoS Med*. 2009; 6:e1000097.

*Appendix 1: Data extraction form template*

	<b>Examples of Data Elements for Extraction</b>
<b>Study</b>	Author year Country
<b>Infectious disease system</b>	Neisseria gonorrhoeae Meningococcal Infections w/ or w/o Antimicrobial Resistance
<b>Model Type</b>	Population-based dynamic transmission model Markov model Economic model Cohort model
<b>Model assumptions</b>	Assumptions made in model formulation by the study
<b>Model formulation/class</b>	Stochastic Deterministic Statistical Hybrid SIS SVIR SEIR SIR Age-structured Multi-strain model
<b>Transmission Route</b>	Oral, Co-infection, Sexual
<b>Methodology used</b>	Differential equations (ODE or PDE) Jump processes (stochastic) Analytical Neural networks
<b>Validation technique</b>	Model fitting Model Calibration
<b>Intervention target</b>	Disease AMR Both
<b>Type of data used</b>	Clinical Epidemiological Experimental Theoretical
<b>Cost-effectiveness</b>	Intervention costs Cost-benefit analysis Cost-effectiveness analysis Cost-utility analysis etc.

## Appendix 2: Search strings

### Ovid MEDLINE & EMBASE

#### Mathematical Model term

- 1 Model\*, theoretical/
- 2 Model\*, transmission/
- 3 Markov.mp.
- 4 (compartmental adj3 model\*).mp.
- 5 micro simulation\*.mp.
- 6 (mathematical adj3 model\*).mp.
- 7 1 or 2 or 3 or 4 or 5 or 6

#### Disease term

- 8 Gonorrh\*/
- 9 Neisseria/
- 10 Meningococcal/
- 11 Gonococcal/
- 12 8 or 9 or 10 or 11

#### AMR & Vaccines

- 13 Drug Resistan\*.mp.
- 14 Antimicrobial Resistan\*.mp.
- 15 Antibiotic resistan\*.mp.
- 16 Bexsero.mp.
- 17 MenB.mp.
- 18 serogroup B vaccination.mp.
- 19 13 or 14 or 15 or 16 or 17 or 18

#### Results

- 20 7 and 12 and 19

### SCOPUS & PubMed & pre-print/grey literature databases

("transmission model\*" OR "theoretical model\*" OR "mathematical model\*" OR "compartmental model\*" OR Markov OR "micro simulation\*") AND (Neisseria OR gonorrh\* OR gonococcal OR meningococcal) AND (Bexsero OR MenB OR "serogroup B" vaccination OR "drug resistan\*" OR "antimicrobial resistan\*" OR "antibiotic resistan\*")

Scopus is searched for Title-Abstract-Keywords.

base-search.net is searched without the wildcard in phrase searches, using for example "transmission model" and "drug resistance".