

1 **Decentralizing care for cutaneous leishmaniasis and other skin diseases in**  
2 **Southern Ethiopia: What are the needs?**

3 Short title: "Decentralizing Skin Disease Care in Southern Ethiopia"

4 Dagimawie Tadesse<sup>1,2\*</sup>, Saskia van Henten<sup>3</sup>, Sifray Batire<sup>1</sup>, Mehret Techane<sup>1</sup>, Tamiru Shibiru  
5 Degaga<sup>1</sup>, Behailu Merdekios<sup>1</sup>, Steven Abrams<sup>2,4</sup>, Asrat Hailu<sup>1,5</sup>, Jean-Pierre Van geertruyden<sup>2</sup>, Johan  
6 van Griensven<sup>3</sup>, Myrthe Pareyn<sup>3</sup>

7 <sup>1</sup> College of Medicine and Health Sciences, Arba Minch University, Arba Minch, Ethiopia

8 <sup>2</sup> Global Health Institute, Department of Family Medicine and Population Health, University of  
9 Antwerp, Antwerp, Belgium

10 <sup>3</sup> Clinical Sciences Department, Institute of Tropical Medicine, Antwerp, Belgium

11 <sup>4</sup> Data Science Institute, Interuniversity Institute of Biostatistics and Statistical Bioinformatics,  
12 UHasselt, Diepenbeek, Belgium

13 <sup>5</sup> Department of Microbiology, Immunology, and Parasitology, Faculty of Medicine, Addis Ababa  
14 University, Addis Ababa, Ethiopia

15

16 \*Corresponding author

17 E-mail: [dagimawie@yahoo.com](mailto:dagimawie@yahoo.com) (DT);

18 <https://orcid.org/0000-0002-3770-1957>

## 19 **Abstract**

20 **Background:** Cutaneous leishmaniasis (CL) and other skin diseases impose a high burden in Ethiopia,  
21 yet underreporting is common due to limited access to diagnostics and treatment. Decentralizing care  
22 could improve this situation but may necessitate substantial changes in the healthcare system. This  
23 study assessed the available resources, and healthcare professionals' knowledge and skills across  
24 Southern Ethiopia's healthcare facilities to inform decentralization plans.

25 **Methodology/Principle findings:** A cross-sectional study was conducted from May to July 2023 in  
26 Gamo Zone, South Ethiopia, including visits to 11 health centers, 4 primary hospitals, and 1 general  
27 hospital. Available resources were evaluated, and clinical and laboratory staff's knowledge and skills  
28 were tested through questionnaires focused on CL and other skin diseases. Most facilities had  
29 equipment for diagnosis and localized treatment. Adequate hospitalization space and necessary  
30 equipment for systemic CL treatment were found in 3 out of 4 primary hospitals but none of the health  
31 centers. Consumable and drug shortages were common across all facilities. BSc laboratory  
32 technologists scored significantly higher than diploma technicians (29 vs. 15 out of 39,  $p < 0.001$ ).  
33 Clinical staff scores varied significantly across education levels ( $p = 0.007$ ), with clinicians scoring the  
34 highest (median 33, IQR 31-36), followed by health officers (median 29, IQR 27-32), BSc nurses  
35 (median 28, IQR 16-36) and diploma nurses (median 25, IQR 19-29). Notably, no significant  
36 differences in median scores were observed between primary hospitals and health centers for both  
37 clinical and laboratory staff.

38 **Conclusions/Significance:** Decentralizing diagnosis and treatment of common skin diseases and  
39 localized CL treatment to health centers appears feasible with facility adjustments and continuous staff  
40 training. CL cases requiring systemic treatment should be referred to primary hospitals. Strategic  
41 efforts to enhance and maintain skills and tackle supply shortages are crucial for successful  
42 decentralization.

43 **Keywords:** Cutaneous Leishmaniasis, skin diseases, decentralization, primary healthcare facilities,  
44 Ethiopia.

## 45 **Author Summary**

46 Cutaneous leishmaniasis (CL) and other skin diseases are common in Ethiopia, although many cases  
47 remain unreported due to limited access to treatment. This could be improved by providing care at  
48 lower healthcare facilities, which may require adjustments. We examined the available resources and  
49 (clinical and laboratory) staff skills to diagnose and treat CL and other skin diseases in eleven health  
50 centers, 4 primary hospitals, and 1 general hospital in South Ethiopia. All facilities had basic equipment  
51 for diagnosis and localized treatment of skin diseases, including CL. However, only primary hospitals  
52 had the space and equipment to treat severe CL cases. Consumable and drug shortages were common  
53 at all facilities. Staff training needs were evident, with better scores for staff with a higher education.  
54 Since skilled staff were distributed across health centers and primary hospitals, overall performance  
55 was similar between healthcare levels.

56 Decentralizing the diagnosis and localized treatment of skin diseases in health centers is feasible with  
57 minor facility improvements and continuous training for healthcare workers. Severe CL cases who  
58 need hospitalization should be referred to primary hospitals. Strong strategies should be developed to  
59 enhance and maintain knowledge and skills and to tackle supply shortages for successful  
60 decentralization.

## 61 **Background**

62 Cutaneous leishmaniasis (CL) is a neglected tropical disease that causes an important health burden  
63 in low- and middle-income countries, including Ethiopia [1–3]. This parasitic infection manifests in  
64 severe skin lesions, resulting in scarring and a profound psychosocial impact [1]. CL mainly affects  
65 impoverished communities, especially those residing in mountainous regions bordering the  
66 Ethiopian Great Rift Valley. Official reports indicate less than 1,000 cases annually [1,4]. However,

67 evidence from several studies in north and south Ethiopia indicates severe underreporting [2,5,6],  
68 which suggests incidence estimates may reach 20,000 to 50,000 cases per year [2–4].  
69 Underreporting is influenced by poor health-seeking behavior. This is due to the inaccessibility of  
70 diagnostics and treatment, currently only available at 16 treatment centers country-wide, to which  
71 patients may have to travel hundreds of kilometers. These centers provide insufficient treatment  
72 capacity to manage all CL patients, illustrated by long waiting lists at treatment facilities for the  
73 hospitals' catchment areas [7]. Other barriers to visiting these specialized facilities include a lack of  
74 knowledge about diseases and available treatments, as well as economic constraints [8]. Hence, instead  
75 of seeking modern treatment for CL, patients visit traditional healers in their community.  
76 CL is not the only prevalent skin disease in rural Ethiopian communities. Other infectious skin  
77 morbidities such as scabies, podoconiosis, leprosy, mycetoma, and various fungal and bacterial  
78 infections contribute to the overall high burden of skin diseases. The World Health Organization  
79 (WHO) roadmap for Neglected Tropical Diseases (NTDs) 2021-2030 [9] and the Ethiopian third  
80 national NTDs strategic masterplan 2021-2025 [3] advice for a decentralized healthcare delivery  
81 package. They also advocate for an integrated approach for skin NTDs, to optimize the limited  
82 available resources. Furthermore, the Ethiopian strategic plan aims to substantially increase the  
83 number of facilities that diagnose (currently 25) and treat (currently 14) CL by 2025 to improve  
84 access to patients with a target of 170 diagnostic and 30 treatment facilities for CL by 2030 [3].  
85 Improving access to such services through decentralization necessitates important changes to the  
86 healthcare system. To what extent healthcare facilities currently have the required equipment,  
87 knowledge, and skills to diagnose and treat patients is unknown. This study assessed the available  
88 resources in different levels of healthcare facilities and measured the knowledge and skills of  
89 corresponding healthcare professionals. Such information is crucial for understanding at which  
90 healthcare-level decentralization would be feasible. It also enables the development of a targeted  
91 plan for investments and training to achieve successful decentralization.

## 92 **Materials and Methods**

### 93 **Ethical approval**

94 The study was approved by the Arba Minch University Institutional Research Ethics Review Board  
95 (194/23), the Institute of Tropical Medicine Institutional Review Board (1680/23), the University  
96 Hospital Antwerp Ethics Review Board (5453/23), and the World Health Organization Regional  
97 Office For Africa (WHO AFRO) Ethics Review Committee (2023/4.9 [4-1093]). Approval letters  
98 from Zonal and District Health offices were obtained to perform the research. A written  
99 administrative authorization letter was sought from the head of each healthcare facility before  
100 inspecting the infrastructure. Written informed consent for participation in this study was provided by  
101 all healthcare professionals before data collection.

### 102 **Study setting**

103 The study was conducted in the Gamo Zone, South Region, Ethiopia. Ethiopia follows a three-tier  
104 healthcare system with primary, secondary, and tertiary levels of care [10,11]. The primary  
105 healthcare level itself consists of three levels. First are primary hospitals, mostly situated in *woreda*  
106 (district) towns, in which general practitioners and a few specialists are found. These are equipped  
107 with tools to diagnose and treat patients. Second are health centers found in the *woreda* periphery,  
108 where nurses, health officers, and sometimes a general physician are found. Basic laboratory and  
109 clinical infrastructure are present here. Each health center is linked to five satellite health posts in  
110 *kebeles* (villages), the third and lowest level of the primary healthcare system, managed by a health  
111 extension worker (HEW). These HEWs get short training and reside in the community where they  
112 provide basic health services. The secondary healthcare system includes a general hospital in zonal  
113 (regional) cities, which has sophisticated equipment and skilled medical specialists and acts as a  
114 referral center for primary hospitals. The tertiary healthcare system includes specialized hospitals  
115 and referral centers for general hospitals.

116 Staff working in these different healthcare levels also have distinct educational backgrounds. Nurses,  
117 laboratory personnel, and pharmacy professionals can have two levels: a Bachelor of Science (BSc,  
118 undergraduate) requiring four years for nurses and laboratory personnel, and five years for pharmacy  
119 programs; and a diploma (certificate) with three years of education at a lower level [12]. Overall,  
120 healthcare workers with the highest qualifications, such as physicians and laboratory technologists,  
121 were primarily stationed at the hospital levels in our study area (S1 Table). At health centers, the  
122 highest level of clinical staff are health officers, with a few exceptions in health centers where  
123 physicians work. Healthcare workers with a diploma certificate were evenly available at primary  
124 hospitals and health centers.

125 A total of 64 primary healthcare facilities (one general, five primary hospitals, and 58 health centers)  
126 are present in the study area. The study was conducted in 16 purposely selected healthcare facilities  
127 based on CL endemicity previously reported [5,12] as well as accessibility, leading to the selection  
128 of 1 general hospital, 4 primary hospitals, and 11 health centers (Fig 1).

129 **Fig 1: Map showing the healthcare facilities where the study was conducted. (A)** Map of Ethiopia  
130 with study site indicated in the Southern region [13]. **(B)** Zoom map of the study sites on an altitude gradient (14). A  
131 blue square displays Arba Minch General Hospital (AMGH); primary hospitals: Chancha, Gerese, Kemba, and Selam  
132 Ber are depicted by yellow triangles; and district health centers: Deramalo (Wacha, Guge Boyre, Dara Dime, and  
133 Shalladida), Dita (Woyiza, Andiro Giglio, Sulisse, and Zara), Chench (Dorze), Boreda (Zefine), and Bonke (Gezoso)  
134 are indicated by the red circles.

### 135 **Study design**

136 A cross-sectional study was performed between May and July 2023 including two components: (i) a  
137 healthcare facility resource assessment and (ii) a laboratory and clinical staff assessment to investigate  
138 knowledge and skills for diagnosing and treating CL and other common skin diseases.

### 139 **Study population**

140 Comprehensive sampling included all clinical and laboratory professionals at the 16 selected  
141 healthcare facilities who (i) worked there for over six months regardless of their experience with

142 skin disease diagnosis and treatment, (ii) were available during the visit of the study team and (iii)  
143 provided written informed consent for participation.

#### 144 **Resource assessment**

145 The selected healthcare facilities were visited by the principal investigator (DT) and a data collector  
146 (SB). Information on the catchment population and health insurance was gathered from *woreda*  
147 (district) health offices and each facility's District Health Information System (DHIS). Accompanied  
148 by facility staff members and using a predesigned questionnaire, the laboratories, clinical facilities,  
149 and pharmacies were visited. The availability of resources such as consumables, permanent  
150 infrastructure/tools, and treatments needed to diagnose and manage CL and other common skin  
151 diseases were observed. Furthermore, the functionality of equipment (complete blood count (CBC)  
152 and chemistry machines, electrocardiograms, beds, etc.) needed for the management of systemic CL  
153 treatment was checked; the quality of microscopes was evaluated using Giemsa stained slides from  
154 CL patients with a known parasite load by a skilled technologist. The consistency of availability of  
155 laboratory consumables (scalpels, microscopy slides, staining reagents, CBC and chemistry reagents,  
156 etc.) used for the diagnosis of CL and other skin diseases like Gram stain or potassium hydroxide  
157 (KOH) was also recorded.

#### 158 **Knowledge and skill assessment**

159 At each site, healthcare professionals' knowledge and skills in diagnosing and treating patients with  
160 CL and other skin diseases were assessed, with a primary focus on CL. Novel questionnaires were  
161 developed for clinical and laboratory staff separately, based on expert knowledge and discussion  
162 within the study team, thereby consisting of a total of 39 multiple-choice questions in each of the  
163 questionnaires. The questions were presented on a tablet to each staff member separately in a private  
164 room ([S2 Table](#)).

165 More specifically, each questionnaire consisted of 25 knowledge-based and 14 skill-based questions.  
166 Clinical staff answered knowledge questions about the signs, symptoms, and treatment for certain

167 diseases. Additionally, they were asked to provide a clinical diagnosis based on lesion pictures to  
168 assess their skills (S1 Fig).

169 Laboratory staff knowledge was assessed through questions about the appropriate diagnostic  
170 modalities for different skin diseases. Their skills were evaluated by asking them to identify infectious  
171 skin diseases based on microscopic images (S2 Fig). The images employed in both questionnaires  
172 were from patients who had previously consented to the anonymized use of their pictures in  
173 secondary research, the WHO Skin NTD App, or the Centers for Disease Control and Prevention  
174 (CDC) (15,16).

## 175 **Data analysis**

176 Data collection was performed using Redcap version 13.8.0 (17), and subsequent cleaning and data  
177 analyses were carried out utilizing R Studio version 4.3.2 (18) and ‘ggplot2’ package version 3.5.1  
178 (19) for data visualization. Absolute and relative frequencies (expressed as percentages) were  
179 reported for categorical data and medians with corresponding interquartile ranges (IQRs) for  
180 continuous variables. When comparing different proportions, corresponding 95% confidence  
181 intervals (CIs) were presented. In the knowledge and skill tests, each question received a numerical  
182 score for correct (1 point), partially correct (0.5 points), incorrect (0 points), and "does not know" (0  
183 points) responses (S2 Table). The total score based on the questionnaire was computed for each  
184 participant by summing up the item-specific scores mentioned previously. Wilcoxon-Mann-Whitney  
185 tests were performed to compare the median total scores between two independent groups of  
186 participants. When comparing the median score across three or more groups, Kruskal-Wallis tests  
187 were used for an overall difference in medians. In the presence of a significant difference between  
188 medians (i.e., two-sided p-value <0.05), pairwise comparisons were done using Dunn’s post-hoc test  
189 with a Bonferroni correction for multiple testing.

## 190 **Results**

### 191 **Catchment population**



192 The distance of healthcare facilities from Arba Minch General Hospital (AMGH) varies greatly,  
 193 reaching up to 239 km (Fig 1, and S3 Table). There was a 10-fold difference in the catchment  
 194 population between the general hospital, primary hospitals, and health centers, and only about half of  
 195 the population had health insurance (S3 Table).

196 **Availability of resources**

197 Diagnosis of common skin diseases like CL, scabies, eczema, and fungal and bacterial infections was  
 198 done in most healthcare facilities. Treatment for these common skin diseases (S4 Table) was available  
 199 in most facilities, albeit with interruptions. However, rare skin morbidities require referral diagnosis  
 200 and treatment at higher-level healthcare facilities. CL treatment was available only at the general  
 201 hospital and sodium stibogluconate (SSG) for intralesional CL treatment was present in one health  
 202 center, although only available for participants enrolled in an ongoing clinical trial.

203 For diagnosis of CL, most facilities had a good microscope in place needed to examine Giemsa  
 204 stained skin slit smears, although supplies of required consumables were unreliable (Table 1).

205 **Table 1: Laboratory and clinical capacity availability per healthcare facility level.**

Laboratory Variables		Availability	General Hospital N=1	Primary Hospital N=4	Health Center N=11
Diagnosis of skin diseases	Microscopy space	Available	1 (100.0%)	4 (100.0%)	10 (90.9%)
	Enough staining space	Available	1 (100.0%)	4 (100.0%)	10 (90.9%)
	Microscopy slides	Supply interrupted	-	4 (100.0%)	6 (54.5%)
		Continuous supply	1 (100.0%)	-	5 (45.5%)
	Scalpels	Supply interrupted	-	1 (25.0%)	8 (72.7%)
		Continuous supply	1 (100.0%)	-	1 (9.1%)
	Giemsa	Supply interrupted	-	2 (50.0%)	2 (18.2%)
		Continuous supply	1 (100.0%)	2 (50.0%)	6 (54.5%)
	KOH	Continuous supply	1 (100.0%)	2 (50.0%)	-

	Microscope	Available, but poor quality	-	-	2 (18.2%)
		Good microscope	1 (100.0%)	4 (100.0%)	9 (81.8%)
Systemic CL treatment	Hospitalization room	Available	1 (100.0%)	4 (100.0%)	8 (72.7%)
	Functional CBC machine	Available	1 (100.0%)	4 (100.0%)	1 (9.1%)
	Functional Chemistry machine	Available	1 (100.0%)	3 (75.0%)	-
	Functional ECG machine	Available	1 (100.0%)	3 (75.0%)	-
	CBC reagents	Supply interrupted	-	2 (50.0%)	-
		Continuous supply	1 (100.0%)	2 (50.0%)	1 (9.1%)
	Chemistry reagents	Supply interrupted	-	3 (75.0%)	-
		Continuous supply	1 (100.0%)	-	-

206 Equipment and consumables were split up for diagnosis of skin diseases and systemic treatment of CL. For consumables,  
 207 three categories were possible: continuous supply, interrupted supply, or no supply (not shown). A dash (-) means no  
 208 supply (or zero supply) of resources in the healthcare facilities. CBC, complete blood count; ECG, electrocardiogram;  
 209 KOH, potassium hydroxide. “Reagents needed for the diagnosis of skin disease were shaded light green, while equipment  
 210 and supplies required for systemic CL treatment were shaded light orange”.

211 For example, scalpels were available in only one of the 11 health centers (9.1%) and none of the  
 212 primary hospitals. Giemsa staining was available in about half of the health centers (i.e., 6 out of 11  
 213 health centers; 54.5%) and primary hospitals (2 out of 4; 50%).

214 AMGH and the four primary hospitals had the required spaces for inpatient treatment of patients  
 215 needing systemic treatment. Although eight out of 11 health centers had a room for patient  
 216 hospitalization, the bedding capacity and overall quality of the admission spaces were considerably  
 217 lower at health centers compared to primary hospitals. Chemistry, Complete Blood Count (CBC),  
 218 and Echocardiographic (ECG) machines - vital for monitoring patients getting systemic treatment for  
 219 CL - were present in AMGH and three out of four primary hospitals, but were nearly absent in health

220 centers. Chemistry and CBC reagents supplies were also found to be interrupted in most primary  
221 hospitals.

## 222 **Healthcare professionals experience**

223 A total of 110 healthcare professionals participated in the knowledge and skill assessment, of which  
224 61 (55.5%) were clinical professionals and 49 (44.5%) were laboratory professionals ([S1 Table](#)).

225 Despite making up around 60% of the clinical staff in primary hospitals and health centers, only a few  
226 diploma nurses were interviewed because of their minor role in direct patient care. In primary hospitals,  
227 more physicians (60.0%) were enrolled, while in health centers predominantly health officers (64.5%)  
228 were included. Although the trend is similar, proportions are different from the source population.

229 The median number of years of experience was found to be lower for higher levels of clinical staff,  
230 except for specialists ([S5 Table](#)). More specifically, physicians showed a median experience of 2 years  
231 (IQR 1-3), health officers 3 years (IQR 2-5), and BSc nurses had a median experience of 4 years (IQR  
232 1-12). Laboratory staff had a median of 6 years' experience (IQR 2-10) for BSc technologists and 5  
233 years (IQR 2-8) for diploma technicians. The median work experience of laboratory professionals was  
234 not significantly different between those working in primary hospitals versus health centers ( $p = 0.378$ )  
235 and between those with a diploma and BSc ( $p = 0.144$ ; see [S3 Fig, panels A and B](#)). Clinical staff  
236 working in health centers had significantly more experience (median of 3 years, IQR 2–7) than primary  
237 hospital staff (median of 2 years, IQR 1–3,  $p=0.007$ ). No evidence of an overall difference in median  
238 experience was observed across different professions at the pre-specified significance level of 5% ( $p$   
239  $= 0.072$ ; see [S3 Fig, panels C and D, respectively](#)). The significant difference in median experience  
240 between hospital and health center staff could be slightly driven by a different composition of the staff  
241 in terms of profession.

## 242 **Questionnaire scores among laboratory professionals**

243 Overall, BSc laboratory technologists outperformed diploma laboratory technicians, with a median  
244 total score of 29 (IQR 24–31) and 15 (IQR 9–20) out of 39 respectively ( $p < 0.001$ , [Fig 2A](#)). Subset

245 analysis showed significant differences in both median knowledge and skills ( $p < 0.001$ ) sub-scores  
246 (S4 Fig, panels A and C) between laboratory professionals' education levels. The median total scores  
247 in primary hospitals (median 20, IQR 14–24) and health centers (median 17, IQR 10–22) did not  
248 significantly differ ( $p = 0.410$ , Fig 2B). Likewise, there was no notable difference in median knowledge  
249 ( $p = 0.284$ ) and skills ( $p = 0.769$ ) scores of laboratory professionals between both settings (S4 Fig,  
250 panels B, D). Notably, two health centers (Zefine and Wacha) had high-scoring BSc lab technicians  
251 with median scores of 29 and 37.

252 **Fig 2. Boxplots showing laboratory professionals' total knowledge and skill assessment scores.**

253 Maximum scores were 39. The scores were compared using Wilcoxon-Mann-Whitney U tests. (A)  
254 comparisons of the total scores between educational levels of laboratory professionals showed  
255 statistically significant differences in median scores ( $p < 0.001$ ); (B) comparison of the median total  
256 scores of laboratory professionals in the different healthcare facilities showed no significant difference  
257 ( $p = 0.389$ ).

258 **Questionnaire scores among clinical professionals**

259 Median total scores on the knowledge and skill assessment combined were significantly different  
260 across different educational levels of clinical professionals ( $p = 0.007$ , Fig 3A). Diploma nurses had a  
261 median score of 25 (IQR 19–29), BSc nurses of 28 (IQR 16–36), health officers of 29 (IQR 27–32),  
262 and physicians of 33 (IQR 31–36) (see Fig 3A and S5 Table). Physicians scored significantly better  
263 than diploma nurses (adjusted  $p = 0.026$ ) (Fig 3A) and no differences in median total scores were  
264 observed between the other groups. Additionally, in skill questions with lesion pictures (S1 Fig),  
265 physicians scored in median terms significantly better than diploma nurses (adjusted  $p = 0.030$ ) and  
266 no significant pairwise differences in medians were observed between other groups. In terms of  
267 knowledge, no significant differences in median knowledge scores were observed across groups (S5  
268 Fig, panels A, C).

269 Notably, there was no significant difference ( $p = 0.435$ ) in the median total scores, as well as for  
270 knowledge ( $p = 0.989$ ) and skill sub-scores ( $p = 0.076$ ) of clinical professionals between primary  
271 hospitals (median 32, IQR 29–33) and health centers (median 29, IQR 27–32) (Fig 3B and S5 Fig,  
272 panels B, D). Interestingly, in four health centers (Dorze, Andiro, Zefine, and Wacha) there were  
273 clinical staff with scores of 36 or above, amongst which two health officers and two physicians.

274 **Fig 3. Boxplots showing clinical professionals' total knowledge and skill assessment scores.**

275 Maximum scores were 39 points. The scores were compared using Groupwise (Kruskal-Wallis) and  
276 pairwise (Dunn) tests. (A) Comparisons of the total questionnaire scores showed a significant  
277 difference ( $p=0.007$ ) in the level of education of clinical professionals (Kruskal-Wallis test). Pairwise  
278 (Dunn tests) comparisons with Bonferroni correction showed a significant difference between diploma  
279 nurses vs. physicians (adjusted  $p = 0.026$ ), however, there were no significant differences between  
280 health officers vs. physicians ( $p = 0.079$ ), BSc nurses vs. physicians ( $p = 0.499$ ), diploma nurses vs  
281 BSc nurses ( $p=1.000$ ), diploma nurses vs health officers ( $p = 1.000$ ), and BSc nurses vs Health officers  
282 ( $p = 1.000$ ). (B) Kruskal-Wallis test comparing the total scores of clinical professionals by healthcare  
283 facility showed no significant difference ( $p = 1.000$ ). \*\* significance level at  $p \leq 0.05$ .

284 **Discussion**

285 Access to care for skin diseases, particularly CL, is poor in Ethiopia. Providing treatment closer to  
286 patients could alleviate several significant barriers. Recently, a new treatment center was established  
287 in a hospital in Lay Gayint, an area where patients used to have to travel to Gondar more than 200 km  
288 away. Following its establishment, over 200 CL patients presented within 20 months (20). According  
289 to its strategic plan (3), Ethiopia plans to expand to 30 treatment centers by 2030, making it crucial to  
290 understand the necessary human resource and facility investments for sustainability. This study, the  
291 first of its kind in East Africa, provides critical data on the current status of healthcare facilities and  
292 the knowledge and skills of staff at different healthcare levels in Southern Ethiopia. This information

293 is essential for understanding the feasibility of decentralizing the diagnosis and care for CL and other  
294 skin diseases and for identifying the investments required to make this decentralization successful.

### 295 **Feasibility of decentralization at different healthcare levels**

296 Our findings highlight a ten-fold increase in the catchment population at each higher healthcare level  
297 (S3 Table). A study conducted at Boru Meda Hospital in the Amhara region of Ethiopia demonstrated  
298 that long waiting lists of patients can exist at referral centers, leading to delays in receiving systemic  
299 CL treatment because their catchment population is so high (21). Given the high estimated number of  
300 CL and skin disease patients in the country, decentralization should occur at various lower healthcare  
301 levels, supported by an efficient referral system. This approach should prevent higher-level facilities  
302 from being overwhelmed by patients.

303 The overall scores on the knowledge and skills assessments indicate a significant need for further  
304 training of both clinical and laboratory healthcare professionals. Although median knowledge and  
305 skills scores were considerably higher for those with increasing education levels, no significant  
306 differences in median scores were observed between professionals in primary hospitals and health  
307 centers. Even though our study population was not equally distributed compared to the source  
308 population, this would not have influenced this non-effect. Therefore, our results show that the  
309 presence of professionals with higher degrees, rather than the facility level, is crucial for effective  
310 decentralization of the diagnosis and treatment of CL and other skin diseases. Of note, both Zefine and  
311 Wacha Health centers had high-scoring clinical and laboratory professionals. Therefore, in terms of  
312 staff, decentralization can be technically implemented at both primary hospitals and health centers,  
313 provided sufficient training is given.

314 For the diagnosis of CL, rooms for staining and good microscopes were available at almost all primary  
315 hospitals and health centers. Thus, clinical diagnosis combined with microscopy for CL could be  
316 conducted at both healthcare levels without major resource investments. Once diagnosed, treatment  
317 for uncomplicated CL cases can be managed through localized treatments, such as intralesional

318 injections with SSG or cryotherapy. Of note, there were two health centers with knowledgeable lab  
319 and clinical staff where skincare could be decentralized, although better availability of skin treatments,  
320 as well as supplies for diagnosing CL, need to be guaranteed.

321 However, many CL patients require systemic treatment, which is currently only available in the form  
322 of SSG, which can cause severe renal, cardiac, and hepatotoxicity. Hence, equipment is needed to  
323 closely monitor patients before and during treatment. Our study found that chemistry, CBC, and ECG  
324 machines, as well as the capacity to hospitalize patients, were present in most primary hospitals but  
325 nearly absent in health centers. This indicates that while localized treatment could be provided at both  
326 healthcare levels, offering systemic treatment at health centers would require extensive investments in  
327 infrastructure and does not seem feasible. Rather, systemic treatment seems more suitable for primary  
328 hospitals, where maintenance of the available equipment would still be necessary, and stable supplies  
329 (currently not available) need to be guaranteed.

### 330 **Addressing challenges**

331 Our study identifies several challenges that need to be addressed to successfully provide care for CL  
332 and other skin diseases at lower healthcare levels.

333 Firstly, frequent stock-outs of reagents for CBC and organ function tests, as well as treatments for  
334 various skin diseases and supplies for diagnostic tests such as scalpels, present a significant challenge.

335 Another study conducted in Ethiopia indicated that the supply of SSG is often interrupted (21).

336 Resource shortages were identified as a primary factor affecting the quality of laboratory services in  
337 both public and private health facilities in Ethiopia (22). To prevent worsening availability issues if  
338 care is extended to additional lower healthcare facilities, it is essential to establish a robust supply  
339 management system. Close collaboration between researchers, healthcare providers, and decision-  
340 makers will be critical to co-create a strategy for regular staff training and a reliable supply system,  
341 making the decentralization of care for skin diseases sustainable.

342 Another challenge is that about half of the households in Southern Ethiopia have health insurance,  
343 which was introduced in 2011 for people living in remote areas (S3 Table). While this is slightly higher  
344 than documented previously, where less than a third of the population was insured [24], it still poses  
345 challenges in the context of CL. Although SSG is provided free by the Ministry of Health, patients  
346 must still pay for laboratory tests and hospitalization, creating a substantial barrier to accessing  
347 healthcare. Given that only 50% of patients are cured after one treatment cycle [21,25–27], these costs  
348 can accumulate quickly. Increasing insurance coverage to make treatment affordable for all patients  
349 and ensuring that hospitals are reimbursed for prefinanced costs is crucial for successful  
350 decentralization. This effort will then contribute to achieving Sustainable Development Goal (SDG)  
351 3: equitable access to healthcare (9).

352 Furthermore, there is a high turnover of healthcare staff, which is reflected by the low number of years  
353 of experience, particularly among clinical professionals in primary hospitals. Physicians often leave  
354 after a short tenure to pursue residency programs or due to inadequate compensation for duty shifts. A  
355 recent meta-analysis confirms a high turnover intention among healthcare providers nationwide (27).  
356 Effective retention strategies are crucial to improving the quality of care. In the meantime, frequent  
357 retraining of healthcare staff, specifically more stable health officers, will be necessary to ensure  
358 accurate diagnosis and quality patient care at lower healthcare levels for CL and other skin diseases.  
359 The generalizability of our findings to northern Ethiopia remains uncertain due to differences in  
360 infrastructure and healthcare systems. For a larger-scale decentralization intervention across the  
361 country, a similar study should ideally be conducted in northern Ethiopia.

## 362 **Conclusion**

363 This study indicates that with minor adjustments to facilities and continuous (re)training of primary  
364 healthcare professionals, the diagnosis and local treatment of CL may be decentralized to the health  
365 center level. Patients with complicated CL requiring systemic treatment should be referred to primary  
366 hospitals. Strategic plans with policymakers are essential to address challenges such as low insurance



367 coverage, staff turnover, and stock-outs of reagents and drugs. Proper implementation of an integrated,  
368 decentralized care package for skin diseases could significantly enhance access to healthcare for CL  
369 and other skin diseases, improve patient outcomes, and reduce the overall disease burden.

## 370 **Abbreviations**

371 **AMGH**: Arba Minch General Hospital; **BSc**: Bachelor of Science; **CDC**: Centers for Disease Control  
372 and Prevention; **CBC**: Complete Blood Count; **CL**: Cutaneous Leishmaniasis; **DHIS**: District Health  
373 Information System; **ECG**: Echocardiographic; **HEW**: Health Extension Worker; **IQR**: Interquartile  
374 range; **KOH**: Potassium Hydroxide; **NTD**: Neglected Tropical Diseases; **WHO**: World Health  
375 Organization

## 376 **Acknowledgments**

377 We would like to thank all healthcare professionals who volunteered to participate in this study. We  
378 thank the zonal and district health offices and healthcare facilities for their cooperation. We are also  
379 grateful to the University of Antwerp biostatisticians Mahdi Safar Pour, Geoffrey Manda, and  
380 Tafadzwa Maseko for their support with R studio software training and data analysis.

## 381 **Funding**

382 The Flemish Inter-University Council VLIR-UOS supported the project and DT's PhD fellowship in  
383 collaboration with Arba Minch University ([www.vliruos.be](http://www.vliruos.be), AMU ET2017IUC035A101).  
384 Additionally, the project received financial support from ITM's SOFI program, supported by the  
385 Flemish Government, Science & Innovation, 2023; and from the WHO AFRO small grant Reference  
386 2024/1474218-0, Unit Reference P23-00912; 2023.

## 387 **References**

- 388 1. World Health Organization [Internet]. 2018 [cited 2018 Aug 29]. Leishmaniasis. Available from:  
389 <http://www.who.int/leishmaniasis/disease/en/>.

- 390 2. Seid A, Gadisa E, Tsegaw T, Abera A, Teshome A, Mulugeta A, et al. Risk map for cutaneous  
391 leishmaniasis in Ethiopia based on environmental factors as revealed by geographical  
392 information systems and statistics. *Geospatial Health*. 2014 May;8(2):377–87.
- 393 3. Ethiopian Federal Ministry of Health. The Third National Neglected Tropical Diseases Strategic  
394 Plan 2021-2025 (2013/14 – 2017/18 E.C.). November 2021. Available from:  
395 [https://espen.afro.who.int/system/files/content/resources/Third%20NTD%20national%20Strategi](https://espen.afro.who.int/system/files/content/resources/Third%20NTD%20national%20Strategic%20Plan%202021-2025.pdf)  
396 [c%20Plan%202021-2025.pdf](https://espen.afro.who.int/system/files/content/resources/Third%20NTD%20national%20Strategic%20Plan%202021-2025.pdf)
- 397 4. Bugssa G. The Current Status of Cutaneous Leishmaniasis and the Pattern of Lesions in Ochollo  
398 Primary School Students, Ochollo, Southwestern Ethiopia. *Sci J Clin Med*. 2014;3(6):111.
- 399 5. Merdekios B, Pareyn M, Tadesse D, Getu S, Admassu B, Girma N, et al. Detection of Cutaneous  
400 Leishmaniasis Foci in South Ethiopia. *Am J Trop Med Hyg*. 2021 May 10;105(1):156–8.
- 401 6. Alvar J, Vélez ID, Bern C, Herrero M, Desjeux P, Cano J, et al. Leishmaniasis worldwide and  
402 global estimates of its incidence. *PloS One*. 2012;7(5):e35671.
- 403 7. Zewdu FT, Tessema AM, Zerga AA, Henten S van, Lambert SM. Effectiveness of intralesional  
404 sodium stibogluconate for the treatment of localized cutaneous leishmaniasis at Boru Meda  
405 general hospital, Amhara, Ethiopia: Pragmatic trial. *PLoS Negl Trop Dis*. 2022 Sep  
406 9;16(9):e0010578.
- 407 8. Tamiru HF, Mashalla YJ, Mohammed R, Tshweneagae GT. Cutaneous leishmaniasis a neglected  
408 tropical disease: community knowledge, attitude and practices in an endemic area, Northwest  
409 Ethiopia. *BMC Infect Dis*. 2019 Oct 16;19(1):855.
- 410 9. WHO. A road map for neglected tropical diseases 2021-2030. 2020.  
411 [https://www.who.int/teams/control-of-neglected-tropical-diseases/ending-ntds-together-towards-](https://www.who.int/teams/control-of-neglected-tropical-diseases/ending-ntds-together-towards-2030/targets)  
412 [2030/targets](https://www.who.int/teams/control-of-neglected-tropical-diseases/ending-ntds-together-towards-2030/targets).
- 413 10. The Ethiopian health care system [Internet]. [cited 2024 Mar 3]. Available from: [https://bio-](https://bio-protocol.org/exchange/minidetail?type=30&id=8778625)  
414 [protocol.org/exchange/minidetail?type=30&id=8778625](https://bio-protocol.org/exchange/minidetail?type=30&id=8778625)

- 415 11. Zebre G, Gizaw AT, Tareke KG, Lemu YK. Implementation, experience, and challenges of  
416 urban health extension program in Addis Ababa: a case study from Ethiopia. *BMC Public*  
417 *Health*. 2021 Jan 19;21:167.
- 418 12. Pareyn M, Kochora A, Van Rooy L, Eligo N, Vanden Broecke B, Girma N, et al. Feeding  
419 behavior and activity of *Phlebotomus pedifer* and potential reservoir hosts of *Leishmania*  
420 *aethiopia* in southwestern Ethiopia. *PLoS Negl Trop Dis*. 2020;14(3).
- 421 13. <https://open.africa/dataset/2018-ethiopia-shapefiles> [Internet]. [cited 2024 May 23]. Available  
422 from: <https://africaopendata.org/>
- 423 14. ArcMap Resources for ArcGIS Desktop | Documentation, Tutorials & More [Internet]. [cited  
424 2024 May 23]. Available from: [https://www.esri.com/en-us/arcgis/products/arcgis-](https://www.esri.com/en-us/arcgis/products/arcgis-desktop/resources)  
425 [desktop/resources](https://www.esri.com/en-us/arcgis/products/arcgis-desktop/resources)
- 426 15. WHO - Skin NTDs App | InfoNTD [Internet]. [cited 2024 Mar 5]. Available from:  
427 <https://www.infontd.org/practical-material/who-skin-ntds-app>
- 428 16. Search Results | CDC [Internet]. 2022 [cited 2024 Mar 5]. Available from:  
429 <https://www.cdc.gov/search/index.html>
- 430 17. Harris PA, Taylor R, Thielke R, Payne J, Gonzalez N, Conde JG. Research electronic data  
431 capture (REDCap)--a metadata-driven methodology and workflow process for providing  
432 translational research informatics support. *J Biomed Inform*. 2009 Apr;42(2):377–81.
- 433 18. Download R-4.3.2 for Windows. The R-project for statistical computing. [Internet]. [cited 2023  
434 Dec 12]. Available from: <https://cran.r-project.org/bin/windows/base/>
- 435 19. Villanueva RAM, Chen ZJ. ggplot2: Elegant Graphics for Data Analysis (2nd ed.). *Meas*  
436 *Interdiscip Res Perspect*. 2019 Jul 3;17(3):160–7.
- 437 20. Yizengaw E, Nibret E, Yismaw G, Gashaw B, Tamiru D, Munshea A, et al. Cutaneous  
438 leishmaniasis in a newly established treatment centre in the Lay Gayint district, Northwest  
439 Ethiopia. *Skin Health Dis*. 2023 Aug;3(4):e229.

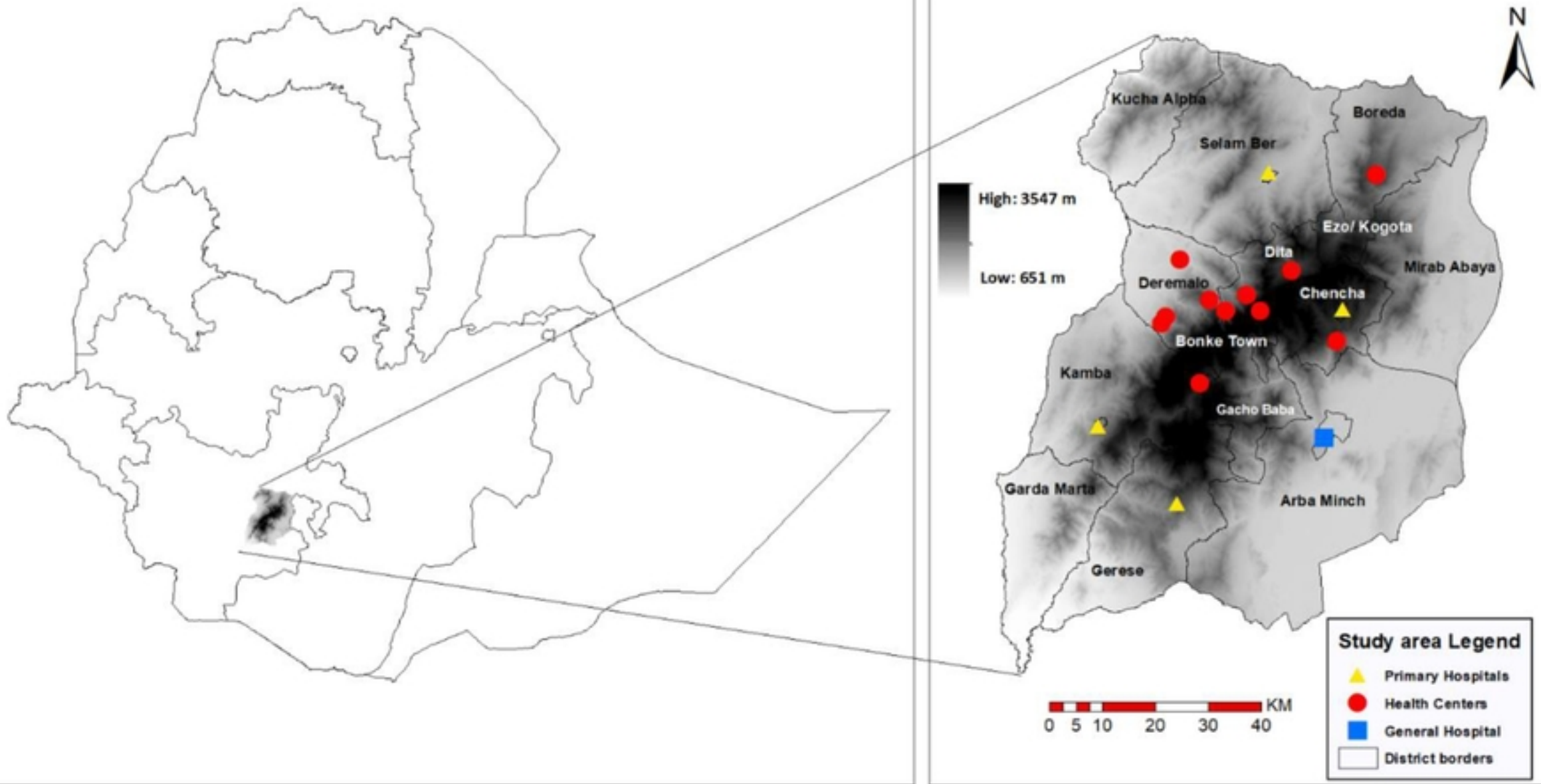
- 440 21. van Henten S, Bialfew F, Hassen S, Tilahun F, van Griensven J, Abdela SG. Treatment of  
441 Cutaneous Leishmaniasis with Sodium Stibogluconate and Allopurinol in a Routine Setting in  
442 Ethiopia: Clinical and Patient-Reported Outcomes and Operational Challenges. *Trop Med Infect*  
443 *Dis.* 2023 Aug 14;8(8):414.
- 444 22. Mesfin EA, Taye B, Belay G, Ashenafi A, Girma V. Factors Affecting Quality of Laboratory  
445 Services in Public and Private Health Facilities in Addis Ababa, Ethiopia. *EJIFCC.* 2017  
446 Oct;28(3):205–23.
- 447 23. Merga BT, Balis B, Bekele H, Fekadu G. Health insurance coverage in Ethiopia: financial  
448 protection in the Era of sustainable development goals (SDGs). *Health Econ Rev.* 2022 Aug  
449 3;12(1):43.
- 450 24. Fikre H, Mohammed R, Atinafu S, van Griensven J, Diro E. Clinical features and treatment  
451 response of cutaneous leishmaniasis in North-West Ethiopia. *Trop Med Int Health.* 2017 Oct  
452 1;22(10):1293–301.
- 453 25. Tesfa D, Manaye N, De Vries HJ, Van Griensven J, Enbiale W. Clinical pattern and treatment  
454 outcome of Cutaneous Leishmaniasis in two hospitals in Bahir Dar, Ethiopia (2017-2021). *J*  
455 *Infect Dev Ctries.* 2022 Aug 31;16(8.1):26S-34S.
- 456 26. van Henten S, Tesfaye AB, Abdela SG, Tilahun F, Fikre H, Buyze J, et al. Miltefosine for the  
457 treatment of cutaneous leishmaniasis—A pilot study from Ethiopia. *PLoS Negl Trop Dis.* 2021  
458 May 28;15(5):e0009460.
- 459 27. Gebrekidan AY, Enaro EY, Azeze G, Adella GA, Kassie GA, Haile KE, et al. Turnover intention  
460 among healthcare workers in Ethiopia: a systematic review and meta-analysis. *BMJ Open.* 2023  
461 May 1;13(5):e067266.

## 462 **Supporting information**

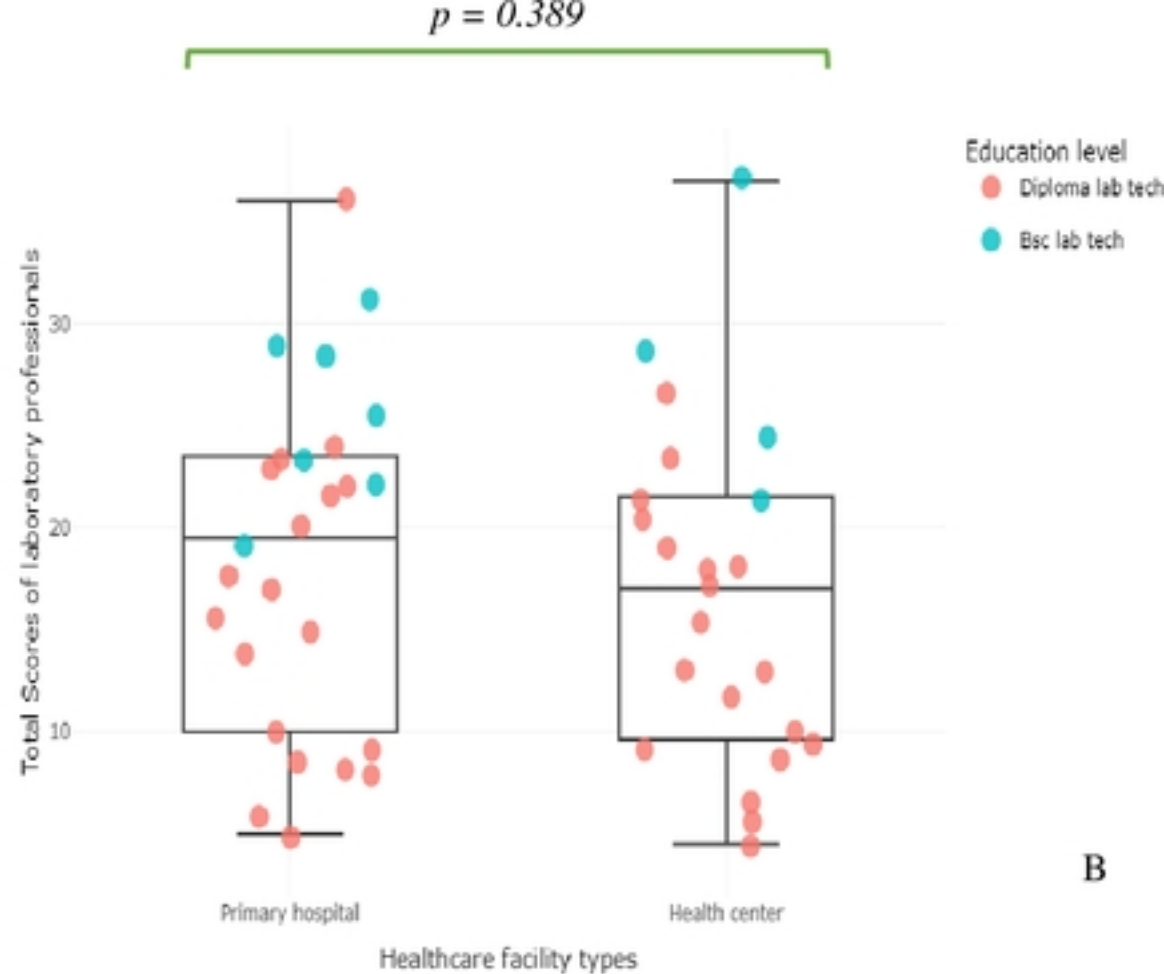
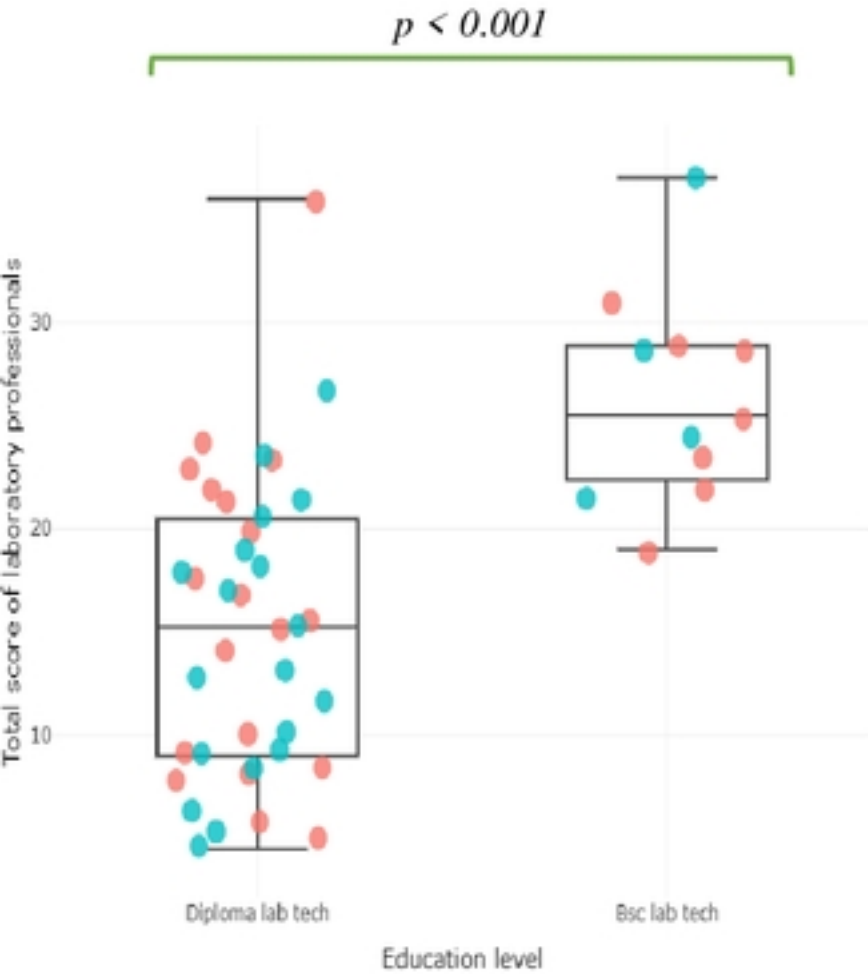
463 [S1\\_fig.docx](#): Images of skin diseases to assess laboratory professionals' diagnostic skills.

464 [S2\\_fig.docx](#): Images of skin NTD patients used to assess the clinical professionals' diagnostic skills.

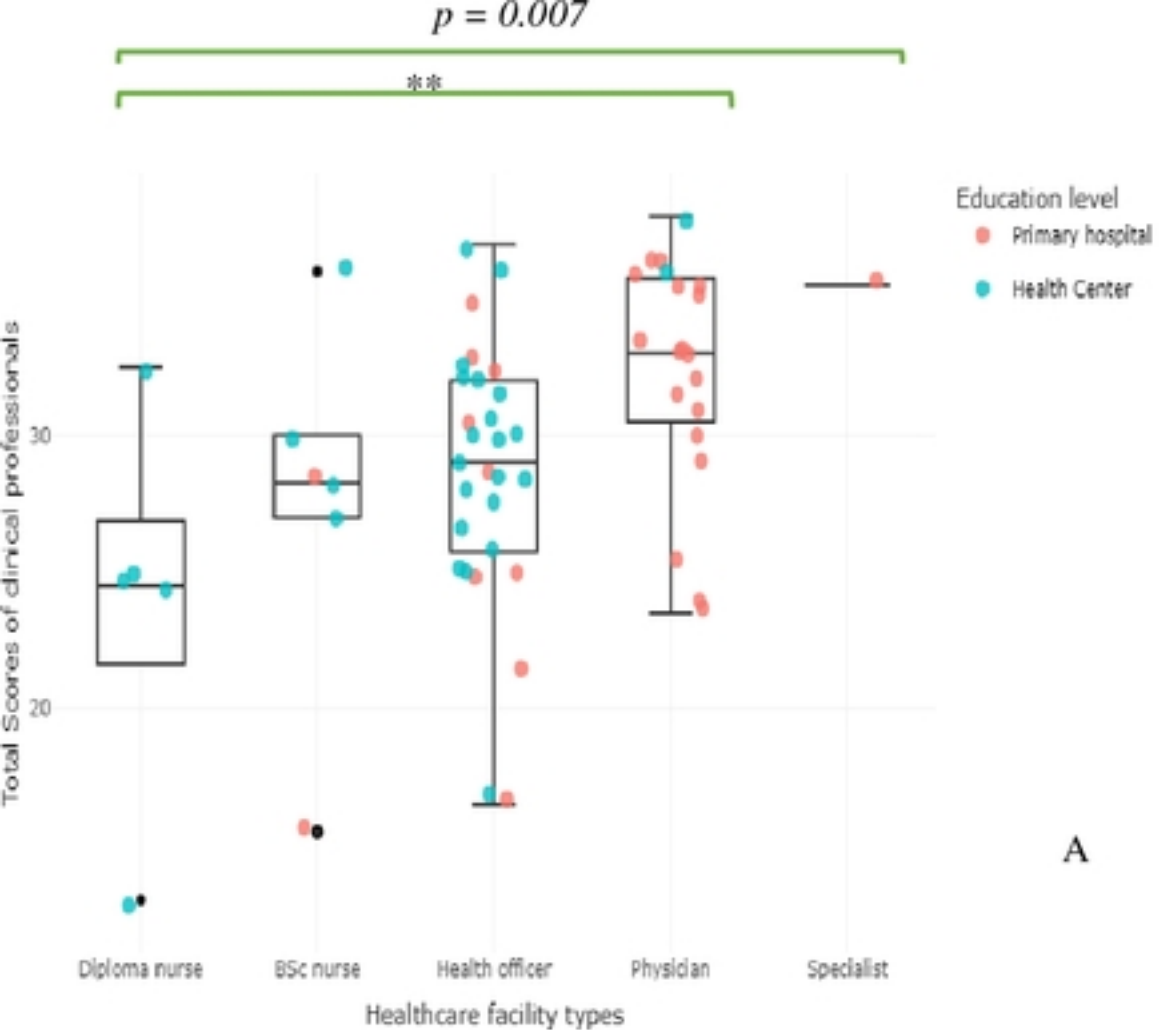
- 465 [S3\\_fig.docx](#): Boxplots showing clinical laboratory professionals' work experience
- 466 [S4\\_fig.docx](#): Boxplots showing laboratory professionals' knowledge and skill assessment scores.
- 467 [S5\\_fig.docx](#): Boxplots showing clinical professionals' knowledge and skill assessment scores.
- 468 [S1 Table](#): Descriptive summary of the source and sampled population
- 469 [S2 Table](#): Questionnaires used for knowledge and skill assessment
- 470 [S3 Table](#): Distance to Arba Minch, catchment population, and health insurance data of study sites
- 471 [S4 Table](#): Availability of diagnosis and regular treatment for CL and other common skin diseases
- 472 [S5 Table](#): Comparative analysis of clinical and laboratory professionals' median (and IQR) scores and
- 473 work experience against different levels of education and healthcare facilities.



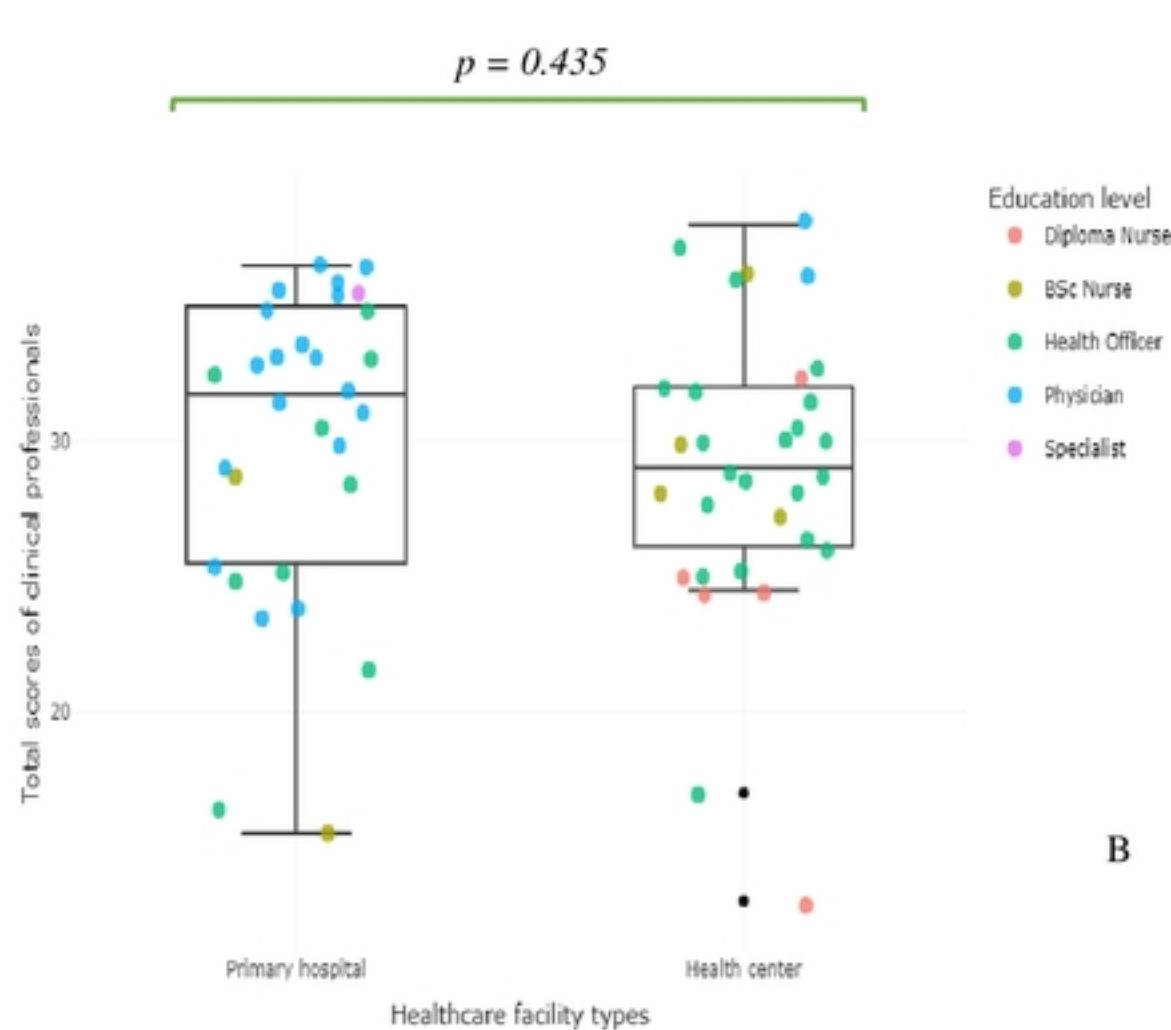
Figure



Figure



A



B

Figure