

1 *Title page*

2 Manuscript title: Cost-effectiveness analysis of COVID-19 mRNA XBB.1.5 Fall 2023 vaccination in the

3 Netherlands

4 Authors

5 Florian Zeevat, PhD^{1,2}, Simon van der Pol, PharmD, PhD^{1,2}, Tjalke Westra, PhD⁴, Ekkehard Beck, PhD⁵,

6 Maarten J. Postma, PhD^{1,2,3}, Cornelis Boersma, PhD^{1,2,6}

7 1. Health-Ecore, Zeist, the Netherlands

8 2. University of Groningen, University Medical Center Groningen, Department of Health Sciences,
9 Groningen, the Netherlands

10 3. University of Groningen, Department of Economics, Econometrics & Finance, Groningen, the
11 Netherlands

12 4. Moderna Netherlands, Amsterdam, the Netherlands

13 5. Moderna Inc, Cambridge, MA, USA

14 6. Open University, Department of Management Sciences, Heerlen, the Netherlands

15

16 Corresponding author

17 Florian Zeevat, Health-Ecore, Utrechtseweg 60, 3704 HE Zeist, the Netherlands, email:

18 florianzeevat@health-ecore.com

19

20

21 Abstract

22 Objective: This study aims to assess the cost-effectiveness of the Fall 2023 COVID-19 mRNA XBB.1.5
23 vaccination campaign in the Netherlands, comparing the XBB1.5 updated mRNA-1273.222 with the XBB1.5
24 updated BNT162b2 vaccine.

25 Methods: A one-year decision tree-based cost-effectiveness model was developed, considering three
26 scenarios: no Fall 2023 vaccination, BNT162b2 vaccination and mRNA-1273 vaccination in the COVID-19
27 high-risk population in the Netherlands. The high-risk population includes everyone of 60 and older, and
28 younger adults at high risk as identified by the Dutch Health Council. Costs were included from a societal
29 perspective and the modelled period started in October 2023 and ended in September 2024, including life
30 years lost with a lifetime horizon. Sensitivity and scenario analyses were conducted to evaluate model
31 robustness.

32 Results: In the base case, mRNA-1273 demonstrated substantial benefits over BNT162b2, potentially
33 averting 20,629 symptomatic cases, 924 hospitalizations (including 32 ICU admissions), 207 deaths, and
34 2,124 post-COVID cases. Societal cost savings were €12.9 million (excluding vaccination costs), with 1,506
35 QALYs gained. The break-even incremental price of mRNA-1273 compared to BNT162b2 was €16.72 or
36 €34.32 considering a willingness to pay threshold (WTP) of 20,000 or 50,000 euro per QALY gained.

37 Conclusion: This study provides a comprehensive cost-effectiveness analysis supporting the adoption of the
38 mRNA-1273 vaccine in the national immunization programme in the Netherlands, provided that the Dutch
39 government negotiates a vaccine price that is at most €34.32 per dose higher than BNT162b2. Despite
40 limitations, the findings emphasize the substantial health and economic benefits of mRNA-1273 over
41 BNT162b2 in the high-risk population.

42 Keywords

43 Competing interests

44 Prof. Dr. Maarten J. Postma and Prof. Dr. Cornelis Boersma received grants and honoraria from various
45 pharmaceutical companies, inclusive those developing, producing and marketing vaccines. Tjalke Westra
46 and Ekkehard Beck are an employee and shareholder of Moderna, Inc.

47 Funding

48 Funding for this research was provided by Moderna, Inc.

49

50 Introduction

51 The COVID-19 pandemic has been a global health crisis of unprecedented proportions, profoundly impacting
52 public health systems and economies across the world¹. Since the onset of the pandemic, vaccines have been
53 the most effective intervention in preventing the spread of the SARS-CoV-2 virus and reducing the clinical
54 burden of COVID-19². Currently, SARS-CoV-2, particularly Omicron and its subvariants, reached an endemic
55 stage in the Netherlands³.

56 Despite the substantial levels of COVID-19 vaccination coverage and immunity resulting from prior
57 infections and vaccinations, the emergence of the Omicron variant in late 2021 triggered a rapid surge in
58 COVID-19 cases, affecting various countries, including the Netherlands. The implementation of a proactive
59 strategy has been critical for maintaining and strengthening immunity across the population. This strategy
60 included the introduction of booster vaccinations with the aim of increasing the durability and effectiveness
61 of protection against COVID-19.

62 The Netherlands launched its COVID-19 booster vaccination campaign in November 2021, initially targeting
63 those aged 18 years and older. By February 2022, eligibility for a second COVID-19 booster was limited to
64 individuals at higher risk, such as those aged 70 and older, residents of nursing homes, adults with Down
65 syndrome, and those with severe immunodeficiency, provided they had completed both their initial
66 vaccination series and the booster shot⁴. On September 19, 2022, a new phase of the booster campaign was
67 launched, featuring the use of bivalent COVID-19 mRNA vaccines, namely BNT162b2 (Comirnaty,
68 BioNTech/Pfizer) and mRNA-1273.222 (Spikevax, Moderna)⁵. The Minister of the Netherlands decided, in
69 September 2023, to initiate a structural vaccination program, on the advice of the Health Council^{6,7}. The
70 public vaccination programme were extended to various target groups, including individuals aged 60 and
71 older, medical high-risk groups, pregnant women, and healthcare workers⁸. In October 2023, a new round
72 of vaccinations started, using the BNT162b2 monovalent XBB.1.5 vaccine to target the Omicron XBB lineage
73 that was at the time predominant, thus replacing the previous bivalent vaccine.

74 As of April 2023, mRNA-1273 is no longer part of the COVID-19 vaccination programme in the Netherlands;
75 only the monovalent BNT162b2 is being administered⁹, despite both mRNA technology-based vaccines being
76 licensed in Netherlands. The vaccines differ in delivery system and dosage, with the mRNA-1273 vaccine
77 containing a higher dosage of active ingredient (50 µg for the booster) compared to the BNT162b2 vaccine
78 (30 µg of mRNA for the booster). These differences may impact vaccine effectiveness, as demonstrated in
79 high-risk patients such as older adults, where a meta-analysis considering studies evaluating both primary
80 series and booster of mRNA-1273 (100 and 50 µg) showed lower risk compared to BNT162b2 (30 µg) in
81 SARS-CoV-2 infections (risk ratio 0.72) and COVID-19-related hospital admissions (risk ratio 0.65)¹⁰.

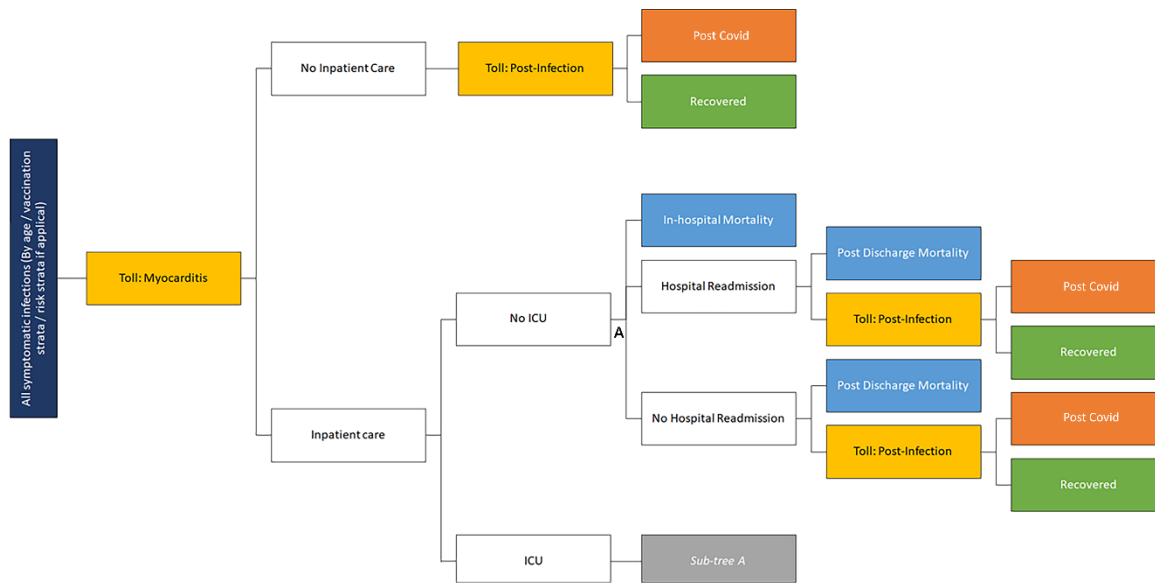
82 The aim of this study was to estimate the cost-effectiveness of a Fall 2023 COVID-19 booster campaign with
83 the XBB1.5 updated mRNA-1273 vaccine compared to the XBB1.5 BNT162b2 vaccine in the Netherlands. This
84 can inform the decisions regarding COVID-19 vaccination in 2024 and beyond.

85 Methods

86 *Model overview*

87 A decision tree-based cost-effectiveness model (Figure 1) was developed¹¹ to estimate the cost-effectiveness of
88 an XBB1.5 updated mRNA-1273.222 vaccination programme from a societal perspective. The analysis
89 covered a one-year time horizon (e.g., October-September), during which the long-term effects of COVID
90 were also accounted for. The primary comparison focused on the XBB1.5 BNT162b2, which is the current
91 standard in the Netherlands, but no vaccination was also included in the analysis. The XBB1.5 updated
92 vaccines will be referred to as mRNA-1273 and BNT162b2 in the remainder of this manuscript. The model
93 simulates the consequences of infections, including resource utilization, mortality, and their impact on
94 quality of life. The model incorporates the short-term “infection period” and covers immediate infection-
95 related consequences, including infection-related myocarditis, outpatient care, hospitalizations including
96 ICU, and post-hospitalization recovery as well as the “post- COVID” period accounting for any long-term
97 impacts resulting from the COVID-19 infection.

98



99

100 *Figure 1 Overview of the full model structure*

101 ICU: Intensive Care Unit; Toll: The outcome does not occur in all cases, but in a percentage of the patients.

102

103 *Model Input*

104 All input parameters of the model can be found in Table 1. Costs were expressed in 2023 price levels and
 105 were not discounted given that the model's time horizon is limited to one year. However, health effects
 106 associated with premature death were considered beyond one year and discounted with 1.5%¹².

107 Target population

108 The population eligible for a booster vaccination was estimated at 5,922,719 (Table 1) and includes
 109 individuals aged 60 years and older, and individuals aged 18 to 59 years who are annually invited for
 110 influenza vaccination, including medical-risk groups, healthcare workers and pregnant individuals^{8,13,14}.

111 Vaccine characteristics

112 mRNA-1273 was compared with no Fall booster and with the BNT162b2 vaccine. The characteristics of both
 113 vaccines can be found in Table 1. The vaccine is administered from October to the end of December aligned
 114 with the Dutch recommendation. Consequently, vaccination coverage is obtained from the Fall vaccination

115 campaign 2023¹⁵. For the older adults at risk (18-59 years), the number of vaccinated people in this age-
116 group per month is divided by the estimated population and has a linear increase over the first two months,
117 increasing from 0% to the coverage in the relevant age group on a monthly basis^{8,13,14}

118 The vaccine effectiveness of BNT162b2 against symptomatic infection was derived from a meta-analysis
119 showing a vaccine effectiveness of 65% at baseline against the omicron variant¹⁶. For the effectiveness
120 against hospitalisation, the risk reduction in hospital admissions in the Netherlands was applied at 77%¹⁷.

121 The vaccine effectiveness of mRNA-1273 against symptomatic infection and hospitalization was assessed by
122 using the effectiveness of BNT162b2 and the relative risk obtained from a meta-analysis^{10,16,17}. This meta-
123 analysis assessed the comparative effectiveness of mRNA-1273 versus BNT162b2 in the 50 years and older
124 using 24 non-randomized real-world studies¹⁰, in which the relative risk for symptomatic infections and
125 hospitalizations was 0.72 [95% CI 0.62–0.83] and 0.65 [95% CI 0.53–0.79], respectively, favouring mRNA-
126 1273. Additionally, the waning rate was determined by analyzing the BNT162b2 vaccine's effectiveness at
127 months 1, 4 and 5, and was considered equal for the mRNA-1273 vaccine¹⁶.

128 Clinical input

129 The baseline risk of infection for COVID-19, or the incidence, was calculated using national hospitalization
130 rates for COVID-19 during the 2022-2023 and 2023-2024 seasons¹⁸, the vaccination coverage¹⁹, Dutch
131 demographics²⁰, and the unvaccinated hospitalization risk. More details can be found in the Supplementary
132 Materials. Unvaccinated hospitalization risk was based on historical data from the pandemic²¹, corrected for
133 the decreased severity of Omicron compared to the variants of the early pandemic^{22,23}, see the
134 Supplementary Materials for a detailed description of the calculation. The percentage ICU admissions
135 following hospitalizations of the non-vaccinated per age-group was derived from The National Intensive
136 Care Evaluation (NICE), a foundation that facilitates the registration of COVID-19 patients in Dutch ICU and
137 general ward²⁴. The data used covers the period from October 03, 2022, to May 29, 2023. Additionally,
138 hospital-based mortality data, for both general ward and ICU admissions, were also derived from The
139 National Intensive Care Evaluation²⁴. For hospital readmission and post-discharge mortality, only data from

140 the pandemic period were available in the Netherlands, namely 11.70% and 3.80%, respectively^{25,26}. For the
141 proportion not hospitalized, influenza data were applied as no COVID-19 specific data were available²⁷. In
142 addition, following infection, myocarditis can occur depending on age. See the Supplementary Materials for
143 estimates of the myocarditis/pericarditis age-dependent incidence, costs and QALY losses, including a
144 detailed description of the calculation.

145 Neither in the Netherlands nor in Europe is data available on the health-related quality of life associated with
146 symptomatic COVID-19 infections, including not-hospitalized cases, hospital admissions, ICU admissions,
147 and post-covid conditions/long-COVID. As a result, our model incorporated US values²⁸, QALY losses were
148 derived from unpublished data obtained from the Coronavirus Household Evaluation and Respiratory
149 Testing (C-HeaRT) and the Prospective Assessment of COVID-19 in a Community (PACC). Next to the QALY
150 losses, life years lost were also included in the analysis.

151 Costs

152 The actual acquisition price of the mRNA-1273 and BNT162b2 vaccine is unknown as these vaccines are
153 purchased via European tenders and consequently prices are confidential. Nevertheless, the maximum price
154 was assumed to be €77,70 based on the German listprice²⁹. For BNT162b2, the Economically Justifiable Price
155 (EJP) is estimated at a threshold value of 20,000 per QALY, which was the often-used willingness-to-pay
156 (WTP) in the Fall of 2023 in the Netherlands. Early in 2024, a report was published where it was argued
157 that the WTP threshold for public health interventions, including vaccines, should be increased to €50,000
158 per QALY³⁰. This updated threshold was used in this analysis to assess the cost effectiveness of mRNA-1273.

159 Direct costs cover expenses associated with the treatment of COVID-19. In the Netherlands, hospital costs for
160 both general ward and ICU care were not specified for COVID-19 but rather derived based on costs for
161 individuals hospitalized with community-acquired pneumonia³¹. Additional healthcare costs were derived
162 from the Dutch Costing manual¹². Potential costs in the post-infection period (long-COVID) are €1125 in the
163 first year in the Netherlands³², and only first-year costs are considered due to the limited availability of
164 reliable long-term data and the variability in future healthcare needs. Productivity losses were included for

165 the different health outcomes, as well as for adverse events, considering both the workforce participation
 166 rate and average daily wages³³.

167 Adverse events

168 For the adverse events related to the administration of the vaccines, we separated two main categories of
 169 adverse events. First, injection-related adverse events that are comparable to other vaccines and often are
 170 not severe and were extrapolated from data related to the herpes zoster vaccine. This dataset provides
 171 incidence rates and quality-adjusted life year (QALY) losses per adverse event (grade 3 systemic/local and
 172 severe events)³⁴. For grade 3 adverse events following vaccination, expenses for painkillers were included³⁵.

173 Second, for non-reactogenicity, and more severe adverse events, COVID-19 vaccine data were used. The
 174 occurrence of myocarditis was based on data from the United Kingdom and was specific for both COVID-19
 175 vaccines included in the analysis³⁶. For myocarditis, we assumed a QALY loss of 0.7, associated with a
 176 hospital stay duration of 5.3 days (based on the age group 20-45 years), resulting in a QALY loss per case of
 177 0.0102 (calculated as $0.7/365 * 5.3$)^{34,37}. Myocarditis-related costs were also based on the hospital length of
 178 stay¹². For anaphylaxis, Dutch COVID-19 specific incidence data were used³⁸ and an influenza-related QALY
 179 loss was applied³⁹. Costs per case were based on 1 emergency visit¹².

180

181 *Table 1 Input parameters*

| Input | | Source |
|-------------|-----------|---|
| Population | 5,922,720 | |
| 18-29 years | 323,404 | CBS ¹³ RIVM ¹⁴ |
| 30-39 years | 268,237 | |
| 40-49 years | 248,979 | |
| 50-59 years | 298,007 | |
| 60-64 years | 1,181,545 | |
| 65-69 years | 1,031,232 | |
| 70-79 years | 1,699,314 | |
| 80+ years | 872,002 | |

| | | | | | | | | | | | | | | | | | | |
|--|--|---|--------|-------------|--------|-------------|-------|-------------|--------|-------------------------|--------|-------------|--------|-------------|--------|--|--------|-------------------------|
| Progression of COVID-19 infection | | | | | | | | | | | | | | | | | | |
| Incidence COVID-19 | Age- and month-dependent | see Supplementary Materials | | | | | | | | | | | | | | | | |
| Proportion of infected people seeking care at the general practitioner level | 29.6% | Zeevat 2021 ²⁷ | | | | | | | | | | | | | | | | |
| Omicron-adjusted hospitalization rates (unvaccinated), by age | <table border="0"> <tr><td>18-29 years</td><td>0.12%</td></tr> <tr><td>30-39 years</td><td>0.35%</td></tr> <tr><td>40-49 years</td><td>0.39%</td></tr> <tr><td>50-59 years</td><td>0.68%</td></tr> <tr><td>60-69 years</td><td>1.95%</td></tr> <tr><td>70-79 years</td><td>3.86%</td></tr> <tr><td>80+ years</td><td>20.38%</td></tr> </table> | 18-29 years | 0.12% | 30-39 years | 0.35% | 40-49 years | 0.39% | 50-59 years | 0.68% | 60-69 years | 1.95% | 70-79 years | 3.86% | 80+ years | 20.38% | De Boer 2023 ²¹ Bast 2021 ⁴⁰ Nyberg 2022 ²³ | | |
| 18-29 years | 0.12% | | | | | | | | | | | | | | | | | |
| 30-39 years | 0.35% | | | | | | | | | | | | | | | | | |
| 40-49 years | 0.39% | | | | | | | | | | | | | | | | | |
| 50-59 years | 0.68% | | | | | | | | | | | | | | | | | |
| 60-69 years | 1.95% | | | | | | | | | | | | | | | | | |
| 70-79 years | 3.86% | | | | | | | | | | | | | | | | | |
| 80+ years | 20.38% | | | | | | | | | | | | | | | | | |
| Percentage ICU after hospitalization, by age | <table border="0"> <tr><td>18-39 years</td><td>11.22%</td></tr> <tr><td>40-59 years</td><td>11.72%</td></tr> <tr><td>60-79 years</td><td>9.53%</td></tr> <tr><td>80+ years</td><td>3.14%</td></tr> </table> | 18-39 years | 11.22% | 40-59 years | 11.72% | 60-79 years | 9.53% | 80+ years | 3.14% | RIVM NICE ²⁴ | | | | | | | | |
| 18-39 years | 11.22% | | | | | | | | | | | | | | | | | |
| 40-59 years | 11.72% | | | | | | | | | | | | | | | | | |
| 60-79 years | 9.53% | | | | | | | | | | | | | | | | | |
| 80+ years | 3.14% | | | | | | | | | | | | | | | | | |
| In-hospital mortality (no ICU), by age | <table border="0"> <tr><td>18-29 years</td><td>0.19%</td></tr> <tr><td>30-39 years</td><td>0.57%</td></tr> <tr><td>40-49 years</td><td>0.85%</td></tr> <tr><td>50-59 years</td><td>2.10%</td></tr> <tr><td>60-64 years</td><td>4.09%</td></tr> <tr><td>65-69 years</td><td>7.31%</td></tr> <tr><td>70-79 years</td><td>14.2%</td></tr> <tr><td>80+ years</td><td>22.29%</td></tr> </table> | 18-29 years | 0.19% | 30-39 years | 0.57% | 40-49 years | 0.85% | 50-59 years | 2.10% | 60-64 years | 4.09% | 65-69 years | 7.31% | 70-79 years | 14.2% | 80+ years | 22.29% | RIVM NICE ²⁴ |
| 18-29 years | 0.19% | | | | | | | | | | | | | | | | | |
| 30-39 years | 0.57% | | | | | | | | | | | | | | | | | |
| 40-49 years | 0.85% | | | | | | | | | | | | | | | | | |
| 50-59 years | 2.10% | | | | | | | | | | | | | | | | | |
| 60-64 years | 4.09% | | | | | | | | | | | | | | | | | |
| 65-69 years | 7.31% | | | | | | | | | | | | | | | | | |
| 70-79 years | 14.2% | | | | | | | | | | | | | | | | | |
| 80+ years | 22.29% | | | | | | | | | | | | | | | | | |
| In-hospital mortality (ICU), by age | <table border="0"> <tr><td>18-29 years</td><td>5.09%</td></tr> <tr><td>30-39 years</td><td>5.16%</td></tr> <tr><td>40-49 years</td><td>8.95%</td></tr> <tr><td>50-59 years</td><td>15.05%</td></tr> <tr><td>60-64 years</td><td>23.95%</td></tr> <tr><td>65-69 years</td><td>33.19%</td></tr> <tr><td>70-79 years</td><td>44.58%</td></tr> <tr><td>80+ years</td><td>51.87%</td></tr> </table> | 18-29 years | 5.09% | 30-39 years | 5.16% | 40-49 years | 8.95% | 50-59 years | 15.05% | 60-64 years | 23.95% | 65-69 years | 33.19% | 70-79 years | 44.58% | 80+ years | 51.87% | RIVM NICE ²⁴ |
| 18-29 years | 5.09% | | | | | | | | | | | | | | | | | |
| 30-39 years | 5.16% | | | | | | | | | | | | | | | | | |
| 40-49 years | 8.95% | | | | | | | | | | | | | | | | | |
| 50-59 years | 15.05% | | | | | | | | | | | | | | | | | |
| 60-64 years | 23.95% | | | | | | | | | | | | | | | | | |
| 65-69 years | 33.19% | | | | | | | | | | | | | | | | | |
| 70-79 years | 44.58% | | | | | | | | | | | | | | | | | |
| 80+ years | 51.87% | | | | | | | | | | | | | | | | | |
| Hospital re-admission rate | 11.70% | Leijte 2020 ²⁵ Ramzi 2022 ²⁶ | | | | | | | | | | | | | | | | |
| Post-discharge Mortality | 3.80% | Ramzi 2022 ²⁶ | | | | | | | | | | | | | | | | |

| | | | |
|--|----------------------------------|--------------------------------------|--|
| Myocarditis (infection related) | Age- and sex-dependent | | see Supplementary Materials |
| Vaccine Characteristics (95%, CI) | | | |
| Vaccine costs | XBB1.5 mRNA-1273 | XBB1.5 BNT162b2 | |
| Acquisition costs | €77.70 | Model outcome, reflecting the EJP | |
| Administration costs | €12.75 | | SNPG ⁴¹ |
| Vaccine effectiveness against infections | | | |
| Initial vaccine efficacy | 75% (58-84) | 65% (35-80) | Wu 2023 ¹⁶ Kavikondala 2023 ¹⁰ |
| Monthly waning | 4.58% | | Wu 2023 ¹⁶ |
| Vaccine effectiveness against hospitalization | | | |
| Initial vaccine efficacy | 85% | 77% | RIVM ⁷ Kavikondala 2023 ¹⁰ |
| Monthly waning | 3.58% | | Wu 2023 ¹⁶ |
| Fall booster coverage | Oct - Nov - Dec - Jan | | |
| 18-59 years | 5.01% - 7.94% - 10.10% - 11.55% | | |
| 60-64 years | 1.00% - 11.00% - 25.00% - 32.00% | | |
| 65-69 years | 6.00% - 29.00% - 40.00% - 46.00% | | |
| 70-79 years | 1.55% - 16.27% - 50.17% - 60.63% | | |
| 80+ years | 1.30% - 49.11% - 60.25% - 63.31% | | |
| Adverse events | | | |
| Any Grade 3 local adverse events | 4.90% | | Prosser 2021 ³⁴ |
| Any Grade 3 systemic adverse events | 7.61% | | |

| | | | |
|--|---------------------------------|---------------------------------|--|
| Anaphylaxis | 0.0009% | | RIVM ³⁸ |
| Myocarditis / Pericarditis (applies to ages 18-39 only) | 4.5 (3.9-4.8) per million doses | 2.5 (2.0-2.8) per million doses | Stowe 2023 ³⁶ |
| Costs | | | |
| Direct costs | | | |
| Outpatient care (GP visit) | €40.31 | | Dutch Costing Manual ¹² |
| Hospitalized | | | |
| General ward | €6,577 | | Rozenbaum 2015 ³¹ |
| ICU | €18,375 | | |
| Hospitalization recovery (inpatient follow- up) | €111.17 | | Dutch Costing Manual ¹² |
| Post-infection period (long- COVID) | €1,125 | | Fens 2023 ³² |
| Myocarditis following infection | Age-dependent | | see Supplementary Materials |
| Adverse events (unit cost) | | | |
| Any Grade 3 local adverse events | €0.24 | | Medicijnkosten. nl ³⁵ |
| Any Grade 3 systemic adverse events | €0.24 | | |
| Anaphylaxis | €316.40 (1 ED visit) | | Dutch Costing Manual ¹² |
| Myocarditis (18-39years) | €3,082 (5.3 nursing days) | | Dutch Costing Manual ¹² Dutch Statistics ³⁷ |
| Indirect costs | | | |
| Percentage in labor force | Age-dependent | | See Supplementary Materials ³³ |

| | | |
|---|---------------------|--|
| Daily wage | €194.67 | Dutch Statistics ³³ Dutch Costing Manual ¹² |
| Productivity loss estimates (in days) | | |
| Vaccine administration | 0.13 | One hour, assumption |
| Non-hospitalized | 3.50 | Postma 2005 ⁴² |
| Hospitalized | 8.43 (SD 7.51) | Bekker 2023 ⁴³ |
| ICU | 16.64 (SD 13.69) | Bekker 2023 ⁴³ |
| Recovery from hospitalisation | 27 | Chopra 2021 ⁴⁴ |
| Post-COVID | 11 | van Zon 2023 ⁴⁵ |
| Myocarditis (infection-induced) | Age-dependent | See Supplementary Materials ³⁷ |
| Myocarditis (adverse event) | 3 | Dutch statistics ³⁷ |
| Anaphylaxis (adverse event) | 1 | Dutch statistics ³⁷ |
| QALY losses | | |
| Baseline utility data for the population by age group | Age-dependent | |
| Short-term infection period | | |
| Symptomatic infection | 0.006 (0.004-0.008) | Prosser 2023 ²⁸ |
| Hospitalized no ICU | 0.027 | Prosser 2023 ²⁸ |
| Hospitalized ICU only | 0.054 | Prosser 2023 ²⁸ |
| Hospital readmission | 0.027 | <i>Equal to hospitalization</i> |
| Post-infection period (post-COVID) | | Prosser 2023 ²⁸ |

| | | |
|-------------------------------------|---------------------|--|
| Not hospitalized | 0.032 (0.010-0.049) | Sandmann 2022 ⁴⁶ |
| Hospitalized | 0.12 | PHOSP-COVID Collaborative Group ⁴⁷ |
| Adverse events | | |
| Any Grade 3 local adverse events | 0.0003 | Prosser 2019 ³⁴ |
| Any Grade 3 systemic adverse events | 0.0011 | Prosser 2019 ³⁴ |
| Anaphylaxis | 0.020 | Fens 2021 ³⁹ |
| Myocarditis (vaccine-induced) | 0.0102 | Prosser 2019 ³⁴ Dutch Statistics ³⁷ |

182 Abbreviations: CI, confidence interval; ED, emergency visit; EJP: Economically Justifiable Price; ICU,
 183 intensive care unit; SD, standard deviation; QALY, quality-adjusted life years.

184

185 *Analysis*

186 The primary analysis considered the cost-effectiveness of mRNA-1273 compared to BNT162b2, expressed as
 187 an incremental cost-effectiveness ratio (ICER) as costs per QALY, from a societal perspective. For the
 188 primary analysis, the price BNT162b2 was estimated using a WTP of €20.000 per QALY compared to no
 189 vaccination, as explained above. Additionally, the price premium of mRNA-1273 compared to BNT162b2 was
 190 calculated using a WTP of €50.000 per QALY.

191 As stated above, tender prices are confidential in The Netherlands, therefore the mRNA-1273 was estimated
 192 assuming different BNT162b2 prices. In addition, to assess the robustness of the model, a deterministic
 193 sensitivity analysis was performed, quantifying the impact of specific parameters on the results. The
 194 distributions were varied by 20% of the mean. The 10 most influential parameters were presented in a
 195 tornado diagram. In addition, a probabilistic sensitivity analysis was performed to evaluate the uncertainty

196 in the results when all parameters were varied: involving 1,000 model runs with random samples from the
 197 underlying parameters distributions. These distributions in were based on the 95% Confidence Intervals
 198 (95%CI) or, in the absence of such intervals, varied by 20% from the mean. The results were presented in a
 199 cost-effectiveness plane and a cost-effectiveness acceptance curve (CEAC).

200 Next to sensitivity analyses, our study incorporated multiple scenario analyses comparing mRNA-1273 to
 201 BNT162b2, as detailed in Table 2. These analyses involved varying COVID-19 incidence rates, as the future
 202 incidence of COVID-19 is unknown as we transition from the pandemic to endemic phase, using both low
 203 and high estimated values, as explained in the Supplementary Materials. Moreover, one of the scenarios
 204 explored the incidence of myocarditis following infection and vaccination, utilizing data from the United
 205 States, where no difference between the vaccines was observed⁴⁸.

206

207 *Table 2 Scenario analysis*

| | Base Case Analysis | Scenario Analysis | Source |
|---|--|---|--|
| Scenario 1: Incidence COVID-19 (low) | | low value (95% CI), age- and month-dependent. | See Supplementary Materials |
| Scenario 2: Incidence COVID-19 (high) | | high value (95% CI), age- and month-dependent. | See Supplementary Materials |
| Scenario 3: Vaccine waning | Infection: 4.58% Inpatient: 3.58% ¹⁶ | Infection: 4.75% Inpatient: 1.37% ⁴⁹ | |
| Scenario 4: Myocarditis/ Pericarditis excess risk following booster vaccination | BNT162b2: 0.00025% mRNA-1273: 0.00045% ³⁶ | BNT162b2: 0.0179% mRNA-1273: 0.0179% ⁵⁰ | The Vaccine Safety Datalink and other surveillance systems in the United States do not indicate a discrepancy in myocarditis/pericarditis rates between the two boosters ⁵⁰ . |
| Scenario 5: Myocarditis/ Pericarditis excess risk following COVID-19 infection | Willame 2023 + Zuin 2023 ^{51,52} | Boehmer 2021 ⁴⁸ | Boehmer 2021 represents age-specific myocarditis risks among patients with and without COVID-19 in the United States (see Supplementary |

| | | | | | Materials for more details). |
|--|----------------------------|-------|--|-------|------------------------------|
| Scenario 6: extreme risk hospitalisation 18-60 years | 18-29 years | 0.12% | 18-29 years | 0.38% | |
| | 30-39 years | 0.35% | 30-39 years | 1.11% | |
| | 40-49 years | 0.39% | 40-49 years | 1.24% | |
| | 50-59 years | 0.68% | 50-59 years | 2.16% | |
| | De Boer 2023 ²¹ | | De Boer 2023 ²¹ , with applied odds ratio (3.17) for patients with respiratory disease from Vardavas 2021 ⁵³ | | |

208 Abbreviations: ICU, intensive care unit

209

210 Results

211 *Base case*

212 The public COVID vaccination program targeting 5,922,720 people of which approximately 2,566,389 people
 213 are being vaccinated substantially reduces the burden of COVID disease. In particular, it was estimated that
 214 110,604 symptomatic infections, 2667 hospitalisations and 604 deaths are averted. The EJP for BNT126b2
 215 was determined compared to no vaccination, based on a WTP of €20,000 or €50,000 per QALY, resulted in
 216 a price of €38.41 or €92.97 per dose, respectively.

217 When comparing BNT126b2 to mRNA-1273, for the high-risk population, 20,629 symptomatic cases can be
 218 averted including 924 hospitalizations of which 32 ICU admissions. A total of 207 deaths can be averted.

219 Excluding the potential additional investment of mRNA-1273, significant reductions in costs are expected,
 220 with almost an additional €10 million saved from the healthcare perspective and €2.9 million productivity
 221 gained in the population. The health gains relate to 1,506 QALYs gained (Table 3), see Supplementary
 222 Materials for more detailed results. While mRNA-1273 is linked to on average 0.12 more vaccination-related
 223 myocarditis cases, 26 more infection-related myocarditis cases can be prevented compared to BNT126b2.

224 Both vaccination strategies are effective in preventing health effects and costs when compared to no fall
 225 booster vaccination in the Netherlands (Table 3). Considering WTP thresholds of €20,000 and €50,000 per

226 QALY gained, the maximum price premium of mRNA-1273 compared to BNT126b2 should be €16.72 or
227 €34.32 per dose, resulting in total prices per dose of €55.12 and €127.29, respectively.

228

229 *Table 3: Health and cost outcomes model*

| | No fall booster | XBB1.5 mRNA-1273 booster | XBB1.5 BNT162b2 booster |
|--|-----------------|-----------------------------|-------------------------|
| Number of vaccinations | 0 | 2,566,389 | 2,566,389 |
| Clinical Outcomes (Population Total) | | | |
| Symptomatic infections | 662,650 | 531,417 | 552,046 |
| GP visits | 190,700 | 152,969 | 158,794 |
| Hospital admissions | 17,523 | 13,932 | 14,855 |
| ICU admissions | 1,146 | 926 | 985 |
| COVID-19 related deaths | 3,808 | 2,997 | 3,204 |
| Myocarditis due to infection | 828 | 664 | 689 |

| | | | | |
|--|-------------------------------|--------------|--------------|--------------|
| | Myocarditis as adverse event | 0.0000 | 0.2688 | 0.1494 |
| | Post-COVID | 68,520 | 54,956 | 57,080 |
| | QALYs & life years lost | | | |
| | QALYs lost – morbidity total | 7,267 | 5,823 | 6,072 |
| | Health events | 4,933 | 3,951 | 4,125 |
| | Adverse events | 0 | 0.5 | 0.5 |
| | Infection related myocarditis | 16 | 12 | 13 |
| | Post COVID | 2,318 | 1,859 | 1,933 |
| | QALYs lost – mortality | 23,935 | 19,206 | 20,463 |
| | Life years lost | 29,519 | 23,673 | 25,227 |
| | Healthcare costs | €223,681,906 | €537,947,227 | €459,703,399 |
| | Vaccination costs | €0 | €359,397,169 | €271,318,685 |
| | Short-Term Infection Costs | €141,871,309 | €112,966,335 | €120,258,570 |
| | Post COVID | €77,084,489 | €61,825,193 | €64,214,532 |

| | | | |
|--------------------------------------|--------------|--------------|--------------|
| Infection- Related Myocarditis | €4,726,108 | €3,750,393 | €3,903,843 |
| Adverse events | €0 | €8,137 | €7,768 |
| Productivity loss costs | €153,469,318 | €147,860,978 | €150,806,404 |
| Vaccination | €0 | €12,427,432 | €12,427,432 |
| Short-Term Infection Costs | €118,947,828 | €104,936,064 | €107,250,236 |
| Post-COVID | €34,185,494 | €30,203,779 | €30,828,454 |
| Infection- Related Myocarditis | €335,996 | €291,676 | €298,635 |
| Adverse events | €0 | €2,026 | €1,647 |

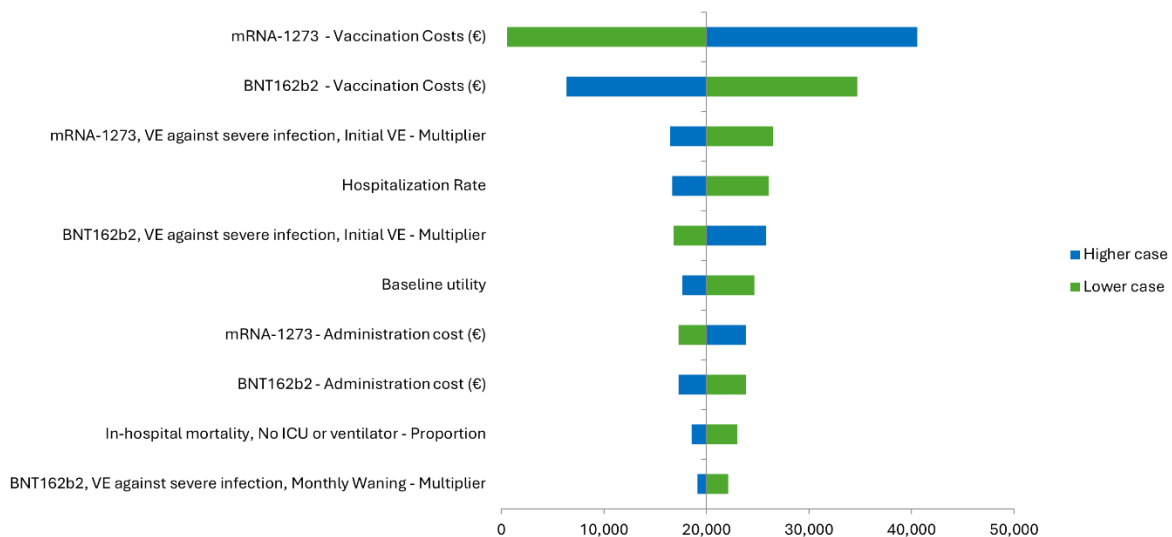
230

231 *Sensitivity analyses*

232 Figure 2 shows the tornado diagram of the deterministic sensitivity analysis. The most influential
 233 parameters are the vaccination costs, followed by the initial vaccine effectiveness, hospitalization rate, and
 234 baseline utility values. Figure 2A shows the outcomes assuming a WTP threshold of €20,000 and 2B a WTP
 235 of €50,000 per QALY gained.

236

237



238

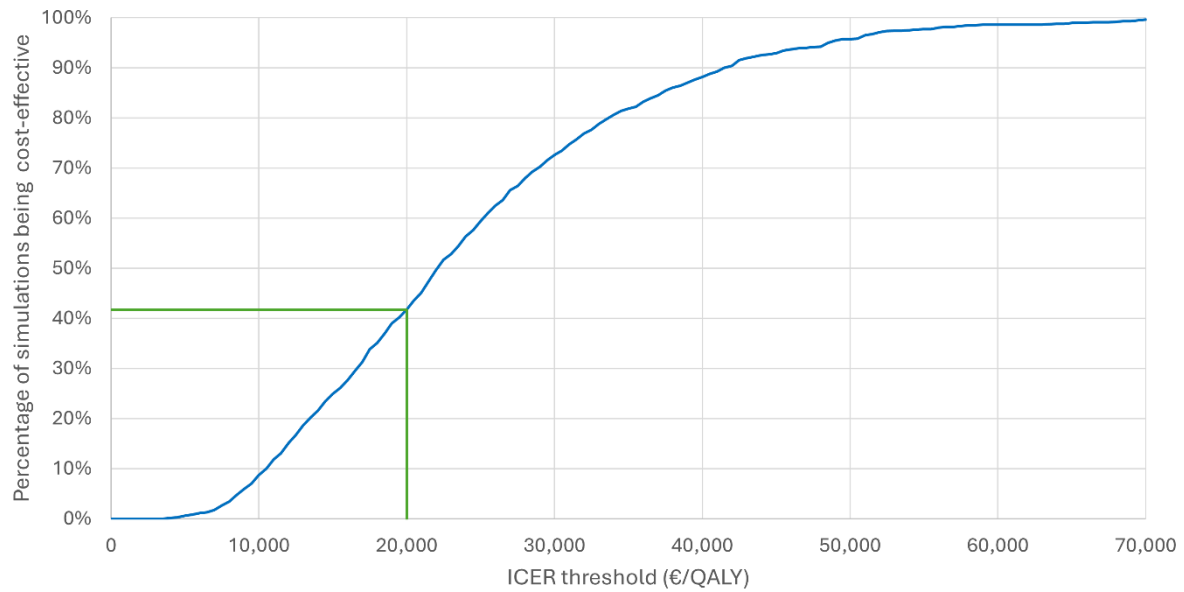
239 *Figure 2 Tornado plot of the deterministic sensitivity analysis, showing the 10 most influential parameters in*
240 *the model*

241

242 The CEAC (Figure 3) shows that mRNA-1273 is approximately 40% likely to be cost-effective at the
243 threshold of €20,000 per QALY gained considering a €16,72 price difference. Considering a threshold of
244 €50,000/QALY 95% of simulations were found to consider mRNA-1273 cost-effective. The CE plane is
245 included in the appendix.

246

247



248

249 *Figure 3 Cost-Effectiveness Acceptability Curve of a nation-wide vaccination programme for the elderly and risk*
250 *groups with XBB1.5 mRNA-1273 compared to XBB1.5 BNT126b2 for the Netherlands. All costs are displayed in*
251 *Euros. ICER: Incremental Cost-Effectiveness Ratio.*

252

253 *Scenario analyses*

254 The scenario analyses are included in Table 4. The scenarios with the low and high incidence have the most
255 impact on the ICER, ranging from €28,718 per QALY under a high incidence scenario to €96,439 per QALY
256 when the incidence is low. The impact from other scenarios on the ICER were negligible.

257

258

259 Table 4 scenario analyses comparing XBB1.5 mRNA-1273 to XBB1.5 BNT126b2

| | Costs (societal perspective) | Effects (QALYs) | ICER |
|---|--|---|------------------|
| Base case | XBB1.5 mRNA-1273: €500,591,883 XBB1.5 BNT126b2: €470,492,350 Incremental: €30,099,533 | XBB1.5 mRNA-1273: 25,028 XBB1.5 BNT126b2: 26,534 Incremental: 1,506 | €19,989 per QALY |
| Scenario 1: Incidence COVID-19 (low) | XBB1.5 mRNA-1273: €398,556,049 XBB1.5 BNT126b2: €363,886,720 Incremental: €34,670,329 | XBB1.5 mRNA-1273: 16,274 XBB1.5 BNT126b2: 17,234 Incremental: 960 | €36,100 per QALY |
| Scenario 2: Incidence COVID-19 (high) | XBB1.5 mRNA-1273: €701,015,632 XBB1.5 BNT126b2: €680,946,352 Incremental: €20,069,280 | XBB1.5 mRNA-1273: 43,725 XBB1.5 BNT126b2: 46,442 Incremental: 2,717 | €7387 per QALY |
| Scenario 3: Vaccine waning | XBB1.5 mRNA-1273: €495,378,409 XBB1.5 BNT126b2: €465,278,877 Incremental: €30,099,533 | XBB1.5 mRNA-1273: 24,060 XBB1.5 BNT126b2: 25,565 Incremental: 1,506 | €19,989 per QALY |
| Scenario 4: Myocarditis/ Pericarditis excess risk following booster vaccination | XBB1.5 mRNA-1273: €500,657,069 XBB1.5 BNT126b2: €470,558,283 Incremental: €30,098,786 | XBB1.5 mRNA-1273: 25,028 XBB1.5 BNT126b2: 26,534 Incremental: 1,506 | €19,988 per QALY |
| Scenario 5: Myocarditis/ Pericarditis excess risk following COVID-19 infection | XBB1.5 mRNA-1273: €501,834,999 XBB1.5 BNT126b2: €471,798,737 Incremental: €30,036,262 | XBB1.5 mRNA-1273: 25,032 XBB1.5 BNT126b2: 26,538 Incremental: 1,506 | €19,944 per QALY |
| Scenario 6: extreme risk hospitalisation 18-60 years | XBB1.5 mRNA-1273: €508,603,585 XBB1.5 BNT126b2: €478,630,618 Incremental: €29,972,967 | XBB1.5 mRNA-1273: 25,762 XBB1.5 BNT126b2: 27,275 Incremental: 1,513 | €19,812 per QALY |

261

262 Discussion

263 In current study, the objective was to conduct a comprehensive cost-effectiveness analysis of a COVID-19
264 vaccination campaign in the Fall of 2023 with mRNA-1273, compared to BNT162b2, in the high-risk
265 population, in the context of the Netherlands. The urgency of this research stems from the need to inform
266 public health decision-makers about the potential benefits and economic implications associated with the
267 adoption of either vaccine in high-risk groups. Both vaccines provide major population health benefits for the
268 health of the population. Our findings show that the XBB.1.5 mRNA-1273 vaccine, is projected to provide
269 substantial additional clinical benefits compared to BNT162b2. Specifically, it is estimated that it can prevent
270 an additional 20,629 symptomatic cases, 924 hospital admissions (including 32 ICU admissions), and 207
271 deaths compared to BNT162b2. These health effects translate to €10 million healthcare costs averted (without
272 vaccination costs), €2.9 million in productivity gains, and 1,506 total QALYs gained.

273 For this analysis the price of BNT162b2 was calculated using the EJP and a WTP of €20,000 and €50,000 per
274 QALY. Vaccine prices commonly are subject to tenders, making the comparison of list prices challenging.
275 Confidential discounts on list prices are provided by vaccine manufacturers in tenders, subject to other terms
276 such as predictable supply, long-term agreements and in some cases market exclusivity. Considering the
277 currently available list price of mRNA-1273 of €77.70, COVID-19 vaccination can be perceived as cost-effective
278 against a WTP of €50,000 per QALY as we estimated the EJP of mRNA-1273 at €55.12 or €127.29 per dose
279 considering a WTP of €20,000 and €50,000 per QALY, respectively. The EJP of BNT162b2 was estimated at
280 €38.41 or €92.97 per dose, considering both WTP thresholds.

281 One of the identified risks associated with booster vaccination is the potential occurrence of myocarditis or
282 pericarditis. There is a higher observed risk of myocarditis and/or pericarditis in the population aged 18-39
283 years, particularly in males aged 18-29 years^{36,54-57}. Specifically, the mRNA-1273 vaccine has been associated
284 with a slightly higher risk of myocarditis and/or pericarditis in comparison to the BNT162b2 vaccine within

285 this population⁵⁸. However, myocarditis risk after booster vaccination is significantly lower compared to the
286 primary series regimen of 2 x 100µg^{36,57}. The high-risk group for myocarditis - as a side effect and complication
287 of infection - i.e. males aged 18-39 with comorbidities, account for a small proportion of the target group for
288 booster vaccination, thus the estimated difference in the number of cases of myocarditis between mRNA-1273
289 and BNT162b2 is relatively small in current analysis (0.2688 cases with mRNA-1273 vs 0.1494 cases with
290 BNT162b2). When considering mRNA COVID-19 vaccination risk-benefit with regards to myocarditis, the
291 relative risk for myocarditis is more than seven times higher in patients with COVID-19 compared than those
292 vaccinated⁵⁹, resulting in more infection-related myocarditis averted with the mRNA-1273 booster compared
293 to BNT162b2 (664 cases with mRNA-1273 vs 689 cases with BNT162b2). Considering the public health benefits
294 of vaccination programmes against COVID-19, mRNA COVID-19 vaccines have a positive risk-benefit profile.
295 This is the first cost-effectiveness analysis that estimates the cost-effectiveness of the two vaccines for a Fall
296 vaccination campaign in the Netherlands. Two similar studies have been published for other countries, one
297 for Germany and one for the United States^{49,60}. Both studies used a dynamic modelling approach to estimate
298 the incidence of COVID-19. For Germany, a price premium based on the EJP of €24.95 per dose was found
299 for mRNA-1273 at a WTP threshold of €50.000 per QALY⁶⁰. This is highly comparable to our results, which
300 yielded a premium of €34.32 for mRNA-1273 at the same threshold. For the United States, vaccine prices of
301 \$129.59 and \$120.00 were used for mRNA-1273 and BNT162b2 , respectively, yielding an ICER of \$2,100 per
302 QALY from the societal perspective, which is also aligned with our results.

303 There are some limitations to the present study. First, the challenge of accurately capturing the incidence of
304 COVID-19 poses an important limitation. Therefore, we performed a scenario analysis with lower and higher
305 incidence values than assumed, where we showed that the incidence is a key influential parameter. This
306 stresses the importance for health systems worldwide to implement adequate surveillance systems on
307 pathogens circulating within the populations; it is currently not possible to obtain accurate incidence
308 numbers for COVID-19 in the Netherlands, other than hospital admissions. For the base case analysis, we
309 can compare the number of hospitalizations in the model to the actual reported number of hospitalizations.

310 In the model 14,855 hospitalizations are expected in the XBB1.5 BNT162b2 booster arm, while in the year
311 prior to mid-February 2024, a total of 15,238 hospitalizations have been reported for the Netherlands¹⁸. A
312 second limitation was the absence of head-to-head randomized clinical trials, comparing the vaccine
313 effectiveness of mRNA-1273 and the BNT162b2. Instead, we relied on risk estimates derived from a recent
314 meta-analysis¹⁰. In our analysis, we did not account for any potential wastage of either vaccine resulting
315 from the different presentations, i.e. mRNA-1273 as prefilled syringe and BNT162b2 as either multi-dose or
316 single-dose vial. Furthermore, the hospital costs in our study were based on a specific study focusing on
317 hospital admissions with community-acquired pneumonia³¹. This choice may not fully account for the
318 potentially higher costs associated with COVID-19 hospitalizations, such as prolonged hospital stays and the
319 use of mechanical ventilation. The duration of hospitalization nowadays, particularly with the new variants,
320 might be shorter compared to the early phases of the pandemic. Regarding the hospitalization rate,
321 estimates from the general population were used²¹, not accounting for the high-risk group targeted in this
322 analysis. Applying an extreme increased risk, based on all targeted patients having respiratory disease⁵³,
323 proved to have a marginal impact on the ICER. Lastly, our model exclusively includes vaccination-induced
324 myocarditis for the age group of 18-40 years, despite its occurrence in other age groups³⁶. Despite this
325 limitation, our scenario and sensitivity analysis on the incidence of vaccine-induced myocarditis showed a
326 negligible effect on the overall outcome.

327 While the mRNA-1273 is more effective compared to the BNT162b2 vaccine, the Dutch government exclusively
328 purchased the BNT162b2. This suggests missed opportunities for optimizing public health outcomes; our
329 analysis reveals that utilizing mRNA-1273 instead of BNT162b2 could prevent a significant number of
330 additional symptomatic cases as well as reduce hospitalizations and ICU admissions. Therefore, future
331 vaccination recommendations in the Netherlands should consider a more inclusive approach that evaluates
332 and incorporates the comparative (cost-)effectiveness of available vaccine options. This strategy aims to
333 maximize health benefits for the population.

334 The cost-effectiveness of mRNA-1273 is dependent on the price of its competition (BNT126b2), and while it
335 is uncertain whether it is cost-effective at its list price, it is likely to be cost-effective as long as the Dutch
336 government negotiates a maximum price premium of €34.32 compared to BNT162b2.

337

338 References

- 339 1. Pollard CA, Morran MP, Nestor-Kalinoski AL. The COVID-19 pandemic: a global health crisis. *Physiol*
340 *Genomics*. 2020;52(11):549-557. doi:10.1152/physiolgenomics.00089.2020
- 341 2. Network TWERS. Estimated number of lives directly saved by COVID-19 vaccination programs in the
342 WHO European Region, December 2020 to March 2023. Published online January 13,
343 2024:2024.01.12.24301206. doi:10.1101/2024.01.12.24301206
- 344 3. Current information about COVID-19 | RIVM. Accessed February 21, 2024.
345 <https://www.rivm.nl/en/coronavirus-covid-19/current>
- 346 4. Ministerie van Volksgezondheid W en S. Vervolgadvies tweede boostervaccinatie tegen COVID-19 - Advies
347 - Gezondheidsraad. March 25, 2022. Accessed February 21, 2024.
348 <https://www.gezondheidsraad.nl/documenten/adviezen/2022/03/25/vervolgadvies-tweede-boostervaccinatie-tegen-covid-19>
- 350 5. Bivalente covidboosters beschermen tegen omikron | NTvG. October 5, 2022. Accessed November 22,
351 2023. <https://www.ntvg.nl/artikelen/bivalente-covidboosters-beschermen-tegen-omikron>
- 352 6. Ministerie van Volksgezondheid W en S. Kamerbrief over COVID-19-vaccinaties voor specifieke
353 doelgroepen in het najaar van 2023 - Kamerstuk - Rijksoverheid.nl. September 13, 2023. Accessed
354 February 21, 2024. <https://www.rijksoverheid.nl/documenten/kamerstukken/2023/09/13/kamerbrief-over-uitvoering-covid-19-vaccinatie-ronde-voor-specifieke-doelgroepen-in-het-najaar-van-2023>
- 356 7. Ministerie van Volksgezondheid W en S. Structureel vaccinatieprogramma tegen COVID-19 - Vaccinaties -
357 Gezondheidsraad. June 28, 2023. Accessed February 21, 2024.
358 <https://www.gezondheidsraad.nl/onderwerpen/vaccinaties/alle-adviezen-over-covid-19-vaccinaties/structureel-vaccinatieprogramma-tegen-covid-19>
- 360 8. Zaken M van A. Coronaprik - Vaccinatie tegen het coronavirus - Rijksoverheid.nl. December 14, 2020.
361 Accessed November 22, 2023. <https://www.rijksoverheid.nl/onderwerpen/coronavirus-vaccinatie/aanpak-coronavaccinatie>
- 363 9. COVID-19-vaccinatie | LCI richtlijnen. Accessed November 22, 2023. <https://lci.rivm.nl/richtlijnen/covid-19-vaccinatie>
- 365 10. Kavikondala S, Haeussler K, Wang X, et al. Comparative Effectiveness of mRNA-1273 and BNT162b2
366 COVID-19 Vaccines Among Older Adults: Systematic Literature Review and Meta-Analysis Using the
367 GRADE Framework. Published online November 22, 2023:2023.11.21.23298832.
368 doi:10.1101/2023.11.21.23298832

- 369 11. Lee A, Jayasundara K, Kohli M, et al. Clinical and Economic impact of updated Fall 2023 COVID-19
370 vaccines in the Immunocompromised Population in Canada. Published online November 11,
371 2023:2023.11.10.23298369. doi:10.1101/2023.11.10.23298369
- 372 12. Ministerie van Volksgezondheid W en S. Richtlijn voor het uitvoeren van economische evaluaties in de
373 gezondheidszorg - Publicatie - Zorginstituut Nederland. February 29, 2016. Accessed June 20, 2023.
374 [https://www.zorginstituutnederland.nl/binaries/zinl/documenten/publicatie/2016/02/29/richtlijn-voor-](https://www.zorginstituutnederland.nl/binaries/zinl/documenten/publicatie/2016/02/29/richtlijn-voor-het-uitvoeren-van-economische-evaluaties-in-de-gezondheidszorg/richtlijn-voor-het-uitvoeren-van-economische-evaluaties-in-de-gezondheidszorg.pdf)
375 [het-uitvoeren-van-economische-evaluaties-in-de-gezondheidszorg/richtlijn-voor-het-uitvoeren-van-](https://www.zorginstituutnederland.nl/binaries/zinl/documenten/publicatie/2016/02/29/richtlijn-voor-het-uitvoeren-van-economische-evaluaties-in-de-gezondheidszorg/richtlijn-voor-het-uitvoeren-van-economische-evaluaties-in-de-gezondheidszorg.pdf)
376 [economische-evaluaties-in-de-gezondheidszorg.pdf](https://www.zorginstituutnederland.nl/binaries/zinl/documenten/publicatie/2016/02/29/richtlijn-voor-het-uitvoeren-van-economische-evaluaties-in-de-gezondheidszorg/richtlijn-voor-het-uitvoeren-van-economische-evaluaties-in-de-gezondheidszorg.pdf)
- 377 13. StatLine - Prognose bevolking; geslacht en leeftijd, 2023-2070. Accessed November 22, 2023.
378 <https://opendata.cbs.nl/statline/#/CBS/nl/dataset/85324NED/table?ts=1686053339042>
- 379 14. Heins M, Korevaar J, Knottnerus B, Hooiveld M. Monitor Vaccinatiegraad Nationaal Programma
380 Grieppreventie (NPG) 202. Published online 2021.
- 381 15. Deelname COVID-19-vaccinatie in Nederland (16 januari 2024) | RIVM. Accessed February 27, 2024.
382 <https://www.rivm.nl/documenten/deelname-covid-19-vaccinatie-in-nederland-16-januari-2024>
- 383 16. Wu N, Joyal-Desmarais K, Ribeiro PAB, et al. Long-term effectiveness of COVID-19 vaccines against
384 infections, hospitalisations, and mortality in adults: findings from a rapid living systematic evidence
385 synthesis and meta-analysis up to December, 2022. *Lancet Respir Med.* 2023;11(5):439-452.
386 doi:10.1016/S2213-2600(23)00015-2
- 387 17. Driekwart minder kans op ziekenhuisopname na corona-herhaalprik | RIVM. Accessed March 6, 2024.
388 <https://www.rivm.nl/nieuws/driekwart-minder-kans-op-ziekenhuisopname-na-corona-herhaalprik>
- 389 18. COVID-19 dataset. Accessed July 20, 2023. <https://data.rivm.nl/covid-19/>
- 390 19. RIVM. *COVID-19 ziekenhuis en intensive-care-opnames per vaccinatiestatus in Nederland (opnames 3*
391 *oktober 2022 – 29 mei 2023).*; 2023. Accessed August 4, 2023. [https://www.rivm.nl/documenten/covid-](https://www.rivm.nl/documenten/covid-19-ziekenhuis-en-intensive-care-opnames-per-vaccinatiestatus-in-nederland-10)
392 [19-ziekenhuis-en-intensive-care-opnames-per-vaccinatiestatus-in-nederland-10](https://www.rivm.nl/documenten/covid-19-ziekenhuis-en-intensive-care-opnames-per-vaccinatiestatus-in-nederland-10)
- 393 20. Centraal Bureau voor de Statistiek. Bevolking op 1 januari en gemiddeld; geslacht, leeftijd en regio.
394 Centraal Bureau voor de Statistiek. May 30, 2022. Accessed April 4, 2023. [https://www.cbs.nl/nl-](https://www.cbs.nl/nl-nl/cijfers/detail/03759ned?dl=39EoB)
395 [nl/nl/cijfers/detail/03759ned?dl=39EoB](https://www.cbs.nl/nl-nl/cijfers/detail/03759ned?dl=39EoB)
- 396 21. de Boer PT, van de Kastele J, Vos ERA, et al. Age-specific severity of severe acute respiratory syndrome
397 coronavirus 2 in February 2020 to June 2021 in the Netherlands. *Influenza and Other Respiratory*
398 *Viruses.* 2023;17(8):e13174. doi:10.1111/irv.13174
- 399 22. Bast E, Tang F, Dahn J, Palacio A. Increased risk of hospitalisation and death with the delta variant in the
400 USA. *The Lancet Infectious Diseases.* 2021;21(12):1629-1630. doi:10.1016/S1473-3099(21)00685-X
- 401 23. Nyberg T, Ferguson NM, Nash SG, et al. Comparative analysis of the risks of hospitalisation and death
402 associated with SARS-CoV-2 omicron (B.1.1.529) and delta (B.1.617.2) variants in England: a cohort study.
403 *The Lancet.* 2022;399(10332):1303-1312. doi:10.1016/S0140-6736(22)00462-7
- 404 24. NICE. Covid-19 infecties op de IC. Accessed November 22, 2023. [https://www.stichting-nice.nl/covid-19-](https://www.stichting-nice.nl/covid-19-op-de-ic.jsp)
405 [op-de-ic.jsp](https://www.stichting-nice.nl/covid-19-op-de-ic.jsp)

- 406 25. Sterfte en heropname na ziekenhuisopname met covid-19 | NTVG. November 20, 2020. Accessed
407 November 22, 2023. [https://www.ntvg.nl/artikelen/sterfte-en-heropname-na-ziekenhuisopname-met-](https://www.ntvg.nl/artikelen/sterfte-en-heropname-na-ziekenhuisopname-met-covid-19)
408 covid-19
- 409 26. Ramzi ZS. Hospital readmissions and post-discharge all-cause mortality in COVID-19 recovered patients;
410 A systematic review and meta-analysis. *Am J Emerg Med.* 2022;51:267-279.
411 doi:10.1016/j.ajem.2021.10.059
- 412 27. Zeevat F, Crépey P, Dolk FCK, Postma AJ, Breeveld-Dwarkasing VNA, Postma MJ. Cost-Effectiveness of
413 Quadrivalent Versus Trivalent Influenza Vaccination in the Dutch National Influenza Prevention
414 Program. *Value in Health.* 2021;24(1):3-10. doi:10.1016/j.jval.2020.11.002
- 415 28. Economic Analysis of Vaccination with mRNA Booster Dose against COVID-19 Among Adults.
416 Accessed March 6, 2024. <https://stacks.cdc.gov/view/cdc/132890>
- 417 29. Ärzteblatt DÄG Redaktion Deutsches. Angepasster Moderna-Impfstoff ab 1. Oktober bestellbar. Deutsches
418 Ärzteblatt. September 26, 2023. Accessed March 6, 2024.
419 [https://www.aerzteblatt.de/nachrichten/146254/Angepasster-Moderna-Impfstoff-ab-1-Oktober-](https://www.aerzteblatt.de/nachrichten/146254/Angepasster-Moderna-Impfstoff-ab-1-Oktober-bestellbar)
420 bestellbar
- 421 30. Polder J, van Exel, Kahlman J, et al. *Kennisplatform: Preventie op waarde schatten.* ZonMW; 2023.
422 Accessed March 6, 2024. [https://www.zonmw.nl/nl/nieuws/kennisplatform-preventie-op-waarde-](https://www.zonmw.nl/nl/nieuws/kennisplatform-preventie-op-waarde-schatten)
423 schatten
- 424 31. Rozenbaum MH, Mangen MJJ, Huijts SM, van der Werf TS, Postma MJ. Incidence, direct costs and
425 duration of hospitalization of patients hospitalized with community acquired pneumonia: A nationwide
426 retrospective claims database analysis. *Vaccine.* 2015;33(28):3193-3199. doi:10.1016/j.vaccine.2015.05.001
- 427 32. Veel mensen die ziek zijn door post-covid gaan gewoon naar hun werk. Vooral vrouwen en
428 hoogopgeleiden. Zo zit dat. Dagblad van het Noorden. April 13, 2023. Accessed November 29, 2023.
429 [https://dvh.nl/meer/gezond/Een-op-vijf-pati%C3%A9nten-werkt-door-met-post-covid-blijkt-uit-](https://dvh.nl/meer/gezond/Een-op-vijf-pati%C3%A9nten-werkt-door-met-post-covid-blijkt-uit-Gronings-onderzoek.-Gezond-is-dat-niet.-Vooral-vrouwen-en-hogeropgeleiden-werken-met-klachten.-Hoe-kan-dat-28358318.html)
430 Gronings-onderzoek.-Gezond-is-dat-niet.-Vooral-vrouwen-en-hogeropgeleiden-werken-met-klachten.-
431 Hoe-kan-dat-28358318.html
- 432 33. StatLine - Werkzame beroepsbevolking; arbeidsduur, 2003-2022. Accessed November 22, 2023.
433 <https://opendata.cbs.nl/#/CBS/nl/dataset/82647NED/table>
- 434 34. Prosser LA, Harpaz R, Rose AM, et al. A Cost-Effectiveness Analysis of Vaccination for Prevention of
435 Herpes Zoster and Related Complications: Input for National Recommendations. *Ann Intern Med.*
436 2019;170(6):380-388. doi:10.7326/M18-2347
- 437 35. Nederland Z. TRAMADOL HCL/PARACETAM AUR TAB FILMOMH 37,5/325MG | Medicijnkosten.nl.
438 Accessed November 22, 2023.
439 [https://www.medicijnkosten.nl/medicijn?artikel=TRAMADOL+HCL%2FPARACETAM+AUR+TAB+FIL-](https://www.medicijnkosten.nl/medicijn?artikel=TRAMADOL+HCL%2FPARACETAM+AUR+TAB+FILMOMH+37%2C5%2F325MG&id=07d21c743d7c5877b89d9ef18330e005)
440 MOMH+37%2C5%2F325MG&id=07d21c743d7c5877b89d9ef18330e005
- 441 36. Stowe J, Miller E, Andrews N, Whitaker HJ. Risk of myocarditis and pericarditis after a COVID-19 mRNA
442 vaccine booster and after COVID-19 in those with and without prior SARS-CoV-2 infection: A self-
443 controlled case series analysis in England. *PLoS Med.* 2023;20(6):e1004245.
444 doi:10.1371/journal.pmed.1004245

- 445 37. StatLine - Ziekenhuisopnamen en -patiënten; diagnose-indeling ICD-10 (3-teken niveau). Accessed
446 November 27, 2023. <https://opendata.cbs.nl/#/CBS/nl/dataset/84069NED/table>
- 447 38. Ministerie van Volksgezondheid W en S. Nota 15 minuten observatieperiode na COVID-19-vaccinatie -
448 Rapport - Rijksoverheid.nl. July 5, 2023. Accessed March 6, 2024.
449 [https://www.rijksoverheid.nl/documenten/rapporten/2023/07/05/nota-15-minuten-observatieperiode-](https://www.rijksoverheid.nl/documenten/rapporten/2023/07/05/nota-15-minuten-observatieperiode-na-covid-19-vaccinatie)
450 [na-covid-19-vaccinatie](https://www.rijksoverheid.nl/documenten/rapporten/2023/07/05/nota-15-minuten-observatieperiode-na-covid-19-vaccinatie)
- 451 39. Fens T, de Boer PT, van Puijenbroek EP, Postma MJ. Inclusion of Safety-Related Issues in Economic
452 Evaluations for Seasonal Influenza Vaccines: A Systematic Review. *Vaccines (Basel)*. 2021;9(2):111.
453 doi:10.3390/vaccines9020111
- 454 40. Bast E, Tang F, Dahn J, Palacio A. Increased risk of hospitalisation and death with the delta variant
455 in the USA. *Lancet Infect Dis*. 2021;21(12):1629-1630. doi:10.1016/S1473-3099(21)00685-X
- 456 41. Vergoeding. SNPG. Accessed November 22, 2023. [https://www.snpg.nl/article/griep-ha-](https://www.snpg.nl/article/griep-ha-afzonderen/declareren-griepvaccinaties/vergoeding/)
457 [afzonderen/declareren-griepvaccinaties/vergoeding/](https://www.snpg.nl/article/griep-ha-afzonderen/declareren-griepvaccinaties/vergoeding/)
- 458 42. Postma MJ, Jansema P, Scheijbeler HWKFH, van Genugten MLL. Scenarios on costs and savings of
459 influenza treatment and prevention for Dutch healthy working adults. *Vaccine*. 2005;23(46-47):5365-
460 5371. doi:10.1016/j.vaccine.2005.06.007
- 461 43. Bekker R, uit het Broek M, Koole G. Modeling COVID-19 hospital admissions and occupancy in the
462 Netherlands. *Eur J Oper Res*. 2023;304(1):207-218. doi:10.1016/j.ejor.2021.12.044
- 463 44. Chopra V, Flanders SA, O'Malley M, Malani AN, Prescott HC. Sixty-Day Outcomes Among Patients
464 Hospitalized With COVID-19. *Ann Intern Med*. Published online November 11, 2020:M20-5661.
465 doi:10.7326/M20-5661
- 466 45. van Zon S. ACTION conference. Presented at: April 2023.
- 467 46. Sandmann FG, Tessier E, Lacy J, et al. Long-Term Health-Related Quality of Life in Non-Hospitalized
468 Coronavirus Disease 2019 (COVID-19) Cases With Confirmed Severe Acute Respiratory Syndrome
469 Coronavirus 2 (SARS-CoV-2) Infection in England: Longitudinal Analysis and Cross-Sectional
470 Comparison With Controls. *Clin Infect Dis*. 2022;75(1):e962-e973. doi:10.1093/cid/ciac151
- 471 47. PHOSP-COVID Collaborative Group. Clinical characteristics with inflammation profiling of long COVID
472 and association with 1-year recovery following hospitalisation in the UK: a prospective observational
473 study. *Lancet Respir Med*. 2022;10(8):761-775. doi:10.1016/S2213-2600(22)00127-8
- 474 48. Boehmer TK, Kompaniyets L, Lavery AM, et al. Association Between COVID-19 and Myocarditis
475 Using Hospital-Based Administrative Data — United States, March 2020–January 2021. *Morbidity and*
476 *Mortality Weekly Report*. 2021;70(35):1228. doi:10.15585/mmwr.mm7035e5
- 477 49. Kohli MA, Maschio M, Joshi K, et al. The potential clinical impact and cost-effectiveness of the updated
478 COVID-19 mRNA fall 2023 vaccines in the United States. *Journal of Medical Economics*. 2023;26(1):1532-
479 1545. doi:10.1080/13696998.2023.2281083
- 480 50. Shimabukuro T. Covid-19 vaccine safety update: primary series in young children and booster doses in
481 older children and adults. Advisory Committee on Immunization Practices (ACIP). Published online
482 September 1, 2022. [https://www.cdc.gov/vaccines/acip/meetings/downloads/slides-2022-09-01/05-](https://www.cdc.gov/vaccines/acip/meetings/downloads/slides-2022-09-01/05-COVID-Shimabukuro-508.pdf)
483 [COVID-Shimabukuro-508.pdf](https://www.cdc.gov/vaccines/acip/meetings/downloads/slides-2022-09-01/05-COVID-Shimabukuro-508.pdf)

- 484 51. Zuin M, Rigatelli G, Bilato C, et al. One-Year Risk of Myocarditis After COVID-19 Infection: A Systematic
485 Review and Meta-analysis. *Can J Cardiol.* 2023;39(6):839-844. doi:10.1016/j.cjca.2022.12.003
- 486 52. Willame C, Dodd C, Durán C, et al. Background rates of 41 adverse events of special interest for COVID-19
487 vaccines in 10 European healthcare databases - an ACCESS cohort study. *Vaccine.* 2023;41(1):251-262.
488 doi:10.1016/j.vaccine.2022.11.031
- 489 53. Vardavas CI, Mathioudakis AG, Nikitara K, et al. Prognostic factors for mortality, intensive care unit and
490 hospital admission due to SARS-CoV-2: a systematic review and meta-analysis of cohort studies in
491 Europe. *European Respiratory Review.* 2022;31(166). doi:10.1183/16000617.0098-2022
- 492 54. Abraham N, Spruin S, Rossi T, et al. Myocarditis and/or pericarditis risk after mRNA COVID-19
493 vaccination: A Canadian head to head comparison of BNT162b2 and mRNA-1273 vaccines. *Vaccine.*
494 2022;40(32):4663-4671. doi:10.1016/j.vaccine.2022.05.048
- 495 55. Karlstad Ø, Hovi P, Husby A, et al. SARS-CoV-2 Vaccination and Myocarditis in a Nordic Cohort Study of
496 23 Million Residents. *JAMA Cardiology.* 2022;7(6):600-612. doi:10.1001/jamacardio.2022.0583
- 497 56. Buchan SA, Seo CY, Johnson C, et al. Epidemiology of Myocarditis and Pericarditis Following mRNA
498 Vaccination by Vaccine Product, Schedule, and Interdose Interval Among Adolescents and Adults in
499 Ontario, Canada. *JAMA Netw Open.* 2022;5(6):e2218505. doi:10.1001/jamanetworkopen.2022.18505
- 500 57. Hviid A, Nieminen TA, Pihlström N, et al. Booster vaccination with SARS-CoV-2 mRNA vaccines and
501 myocarditis in adolescents and young adults: a Nordic cohort study. *European Heart Journal.* Published
502 online February 15, 2024;ehae056. doi:10.1093/eurheartj/ehae056
- 503 58. Stowe J, Miller E, Andrews N, Whitaker HJ. Risk of myocarditis and pericarditis after a COVID-19 mRNA
504 vaccine booster and after COVID-19 in those with and without prior SARS-CoV-2 infection: A self-
505 controlled case series analysis in England. *PLoS Med.* 2023;20(6):e1004245.
506 doi:10.1371/journal.pmed.1004245
- 507 59. Voleti N, Reddy SP, Ssentongo P. Myocarditis in SARS-CoV-2 infection vs. COVID-19 vaccination: A
508 systematic review and meta-analysis. *Frontiers in Cardiovascular Medicine.* 2022;9. Accessed November
509 23, 2023. <https://www.frontiersin.org/articles/10.3389/fcvm.2022.951314>
- 510 60. Joshi K, Scholz S, Maschio M, et al. Clinical impact and cost-effectiveness of the updated COVID-19
511 mRNA Autumn 2023 vaccines in Germany. *Journal of Medical Economics.* 2024;27(1):39-50.
512 doi:10.1080/13696998.2023.2290388

All symptomatic infections (By age / vaccination strata / risk strata if applical)

Toll: Myocarditis

No Inpatient Care

Toll: Post-Infection

Post Covid

Recovered

Inpatient care

No ICU

A

In-hospital Mortality

Hospital Readmission

Post Discharge Mortality

Toll: Post-Infection

Post Covid

Recovered

No Hospital Readmission

Post Discharge Mortality

Toll: Post-Infection

Post Covid

Recovered

ICU

Sub-tree A

