

Title: Self-reported Health Literacy, Digital Literacy, and Barriers to accessing care at a Safety Net Breast Surgical Oncology Clinic

Authors: Jamie Burke¹, Madeline G Higgins², Sudheer R Vemuru², Monica Adams³, Laura Leonard², Nancy Taft⁴, Gretchen Ahrendt², Kshama Jaiswal², Kristin Rojas⁶, Randy Miles⁵, Sarah E. Tevis²

Affiliations:

1. University of Colorado School of Medicine, Aurora CO 80304
2. Department of Surgery, University of Colorado Anschutz Medical Campus, Aurora CO 80304
3. Adult and Child Center for Health Outcomes Research and Delivery Science (ACCORDS), University of Colorado, Aurora, CO, 80304
4. Department of Surgery, Denver Health Hospital Authority and Medical Center, Denver CO, 80204
5. Department of Radiology, Denver Health Hospital Authority and Medical Center, Denver CO, 80204
6. Department of Surgery, University of Miami Health System, Miami FL 33136

Abstract:

Background: Sociodemographic factors, including language, education, race, and insurance status, significantly influence patient outcomes following breast surgery, especially in safety-net hospitals (SNHs) that serve vulnerable populations.

Objective: To assess the sociodemographic composition of a breast surgical oncology clinic at an urban SNH and evaluate how these factors impact digital literacy, health literacy, and access to care.

Methods: English and Spanish-speaking adult female patients at an urban SNH breast surgical oncology clinic between August and October 2022 completed a survey assessing digital and health literacy, barriers to care, and sociodemographic information. Descriptive statistics and comparative analyses were performed using Chi-squared and Fisher's exact tests.

Results: Of 127 invited patients, 95 (75%) completed the survey. The median age was 50 years. Fifty-six percent identified as Hispanic, 43% preferred Spanish, and 40% had less than a high school education. Health literacy was lower among Spanish-speaking, older, and less-educated patients. Digital literacy was also lower among these groups, with notable disparities in access to computers, the internet, and smartphones.

Conclusion: Significant disparities in health and digital literacy exist among vulnerable breast cancer patients at SNHs, particularly among Spanish-speaking, older, and less-educated individuals. Targeted interventions to improve education, access to digital resources, and supportive services are essential to ensure equitable care and improve health outcomes for these populations.

Introduction:

Individual patient characteristics, including demographics¹, health literacy², and barriers to accessing care³, significantly influence patient outcomes following breast surgery. While there has been overall improvement in breast cancer mortality in recent years, this progress is not uniform across different races, ethnicities, socioeconomic groups, and other social demographics¹. Disparities in outcomes are particularly evident in safety-net hospitals (SNHs) that serve larger numbers of vulnerable populations, such as the uninsured/under-insured, individuals with low socioeconomic status (SES), and communities of color. The individuals of these populations are often affected by risks of poverty, food insecurity, and unstable housing with additional compounded by barriers to accessing medical care such as limited education, language barriers, economic/financial resources, digital literacy, and physical obstacles¹. It is crucial to recognize that sociodemographic factors may impact the care received by patients, their disease and medical knowledge, digital literacy, and treatment outcomes¹. Non-white race and public insurance status (Medicaid or Medicare) are correlated with higher mortality rates, later stage cancer diagnoses, and delays in treatment¹.

Health Literacy

Health literacy may also have a profound effect on patient outcomes. According to Cordasco et al., higher education levels correlate with increased rates of survival⁴ whereas low levels of health literacy are associated with increased emergency department revisits⁵, decreased medication and treatment adherence², fewer numbers of mammography screening and vaccinations², and among elderly patients, higher rates of mortality and poorer health status². Providers often overestimate patient literacy, and due to shame or reluctance, patients may not disclose literacy challenges⁶. Social factors such as education level, income, and ethnicity have been associated with statistically significant lower health literacy⁷.

Non-English-Speaking

Similar deficits in treatment adherence, disease knowledge, and patient outcomes are seen among non-English speaking patients, who also incur greater healthcare costs as a result⁴. These greater costs are driven by more frequent visits to physicians, nonphysicians, and emergency departments as well as increased prescription costs related to increased disease severity and inadequate management of prescriptions⁸. Non-English-speaking patients often report lower health literacy and digital literacy, which significantly impacts their disease knowledge and adherence to medical treatments³. These patients frequently encounter challenges in understanding medical instructions, accessing health information, and navigating healthcare systems. The language barrier exacerbates these issues, as many health resources are predominantly available in English. Consequently, non-English-speaking patients may have limited comprehension of their diagnosis, treatment options, and medication regimens. This lack of understanding can lead to decreased adherence to prescribed treatments, resulting in poorer health outcomes and increased healthcare utilization⁶.

Digital Access

Within the SNH population, additional barriers to digital literacy and online portal usage include limited computer/internet access, negative previous experiences, and lack of computer skills³. Research by Choi & DiNitto demonstrated that non-White individuals were more likely to have never used the internet with Black and Hispanic individuals nearly 4.5 times more likely to have never used the internet⁹. Furthermore, for every unit increase in the income-to-needs ratio (the ratio between income to the official poverty line adjusted for the family size), the likelihood of never using the internet decreased by 36%⁹.

Breast Cancer Population

Over the past several years, breast cancer survival has improved significantly with the relative survival rate approaching 91%¹; however, this improvement is not shared equally among various races, ethnicities, socioeconomic groups, and other social demographics. Spanish-language-proficient (SLP) experience higher rates of mastectomies, but lower rates of breast reconstruction surgeries¹⁰. Additionally Spanish-language-proficient patients report less satisfaction, functional well-being, and emotional well-being with care than English-language-proficient (ELP) patients¹⁰. Patient demographics impact the risks that individuals face. Young women of color are generally diagnosed with breast cancers of higher biological risk as compared to European American women¹¹. These biological risks include premenopausal, later stage, and more aggressive tumors that are more difficult to treat. In general, racial/ethnic minorities and patients of lower socioeconomic status face greater health care system challenges including delays in diagnostic and therapeutic care, uncoordinated care, poor provider communication, and poor treatment satisfaction¹⁰. Factors such as Ethnicity, native language, and insurance status correlate with varying degrees of patient reported outcomes. Non-white, Spanish-speaking, or uninsured patients typically experience higher biological risk cancers, worse patient-reported outcomes, and poor patient-provider communication.¹⁰.

Breast cancer patients receiving care at SNHs may be adversely affected by the myriad of barriers they encounter while seeking medical treatment. This study aims to assess the sociodemographic composition of a busy breast surgical oncology clinic at an urban SNH and evaluate how language, education, race, and insurance status impact digital literacy, health literacy, and access to care. The goal is to identify areas of improvement to ensure equitable care for SNH patients, enabling them to better understand their disease process and medical care.

Methods:

Study population

English and Spanish-speaking adult female patients who were seen at a breast surgical oncology clinic at an urban SNH between August and October 2022 were eligible to participate in this study. This study was approved as a quality improvement project by the Quality Improvement Review Committee (QuIRC #382) of Denver Health and Hospital Authority and thus was exempt from institutional review board review.

Study Design

Eligible patients were approached to complete a paper survey available in both English and Spanish upon checking into their clinic appointment. The survey (Appendix A) included items evaluating digital and health literacy as well as items querying barriers to accessing breast cancer care and sociodemographic information such as: age, education level, preferred language, race, ethnicity, health insurance type, and prior engagement with primary care and specialty care clinicians. Digital and health literacy items were adapted from validated digital and health literacy questionnaires^{12,13}. All items in the survey were reviewed and approved by a group of experts in the field of breast surgical oncology as well as staff who were well acquainted with the patient experience and workflow of the clinic. The English language version of the survey was then translated using a professional medical research translation service (MacMillan Language Services Inc; Erie, CO, USA). Completed paper surveys were subsequently uploaded electronically for secure storage and tabulation using the Research Electronic Data Capture (REDCap) electronic data capture tools hosted at the University of Colorado Anschutz^{14,15}.

Statistical analysis

Descriptive statistics for all sociodemographic items were reported. Responses to the digital and health literacy items were compared using Chi-squared and Fisher's exact tests. All statistical analyses were performed using IBM SPSS Statistics for Macintosh, Version 28.0 (IBM Corp, Armonk, NY, USA). All tests were two-tailed; the threshold for statistical significance was $p < 0.05$.

Results:

Participant Demographics

Of the 127 patients invited to complete the questionnaire, 95 completed it (75% completion). Demographics reported included age, race, ethnicity, preferred language and interpreter use, as well as insurance status (Table 1). The median age of respondents was 50 years (N=88) with interquartile range of 43-59. Women aged 40-74 consisted of 71.6% of respondents, while women aged <40 years of age 15.8%, and >75 years 5.3%. Fifty-six percent of respondents identified as Hispanic while 24.2% reported their race as white, 16.8% as black, 2.1% as American Indian, 4.2% as Asian or Pacific Islander, 10.5% as other, and 22.1% as no race. Forty-three percent preferred Spanish, while 52.6% preferred English, with a substantial portion (38.9%) requiring a medical interpreter. Forty percent of respondents had less than a high school education. Fifty percent disclosed using public health insurance while 28.4% reported being uninsured. Most patients had an active primary care physician (77.9%) and had seen their primary care physician within the past 18 months (78.9%).

Health Literacy

Overall, 75% of patients reported 'always', 'often' or 'sometimes' having someone help them read hospital materials (Figure 1). In the BRIEF health literacy questionnaire (Figure 1), there was lower health literacy among Spanish speaking individuals, older patients, as well as those with lower levels of education. Spanish speaking patients report requiring more help reading hospital material, discomfort filling out medical forms by themselves, and difficulty understanding written information about their medical condition. Nearly half of patients with less than high school education frequently require help with reading hospital material compared to about 10% in those with high school education or more.

Digital Literacy

Computer, internet, and smartphone access was analyzed across age ranges, native language, and education status (Table 2, Figure 2). Increasing in age showed a decrease in computer access from 73% in those aged <40, to 44% in those aged 40-74, and down to 40% for those >75 years old. Internet access showed a similar trend with 93.3% aged <40 years old with access, 77.9% among those aged 40-74, and 60% aged 75 years or older with access to internet. The most drastic change was among smartphone access with 93.3% of those aged <40 years with access to a smartphone, 73.5% among 40-74 years old, and 40% of those aged 75 years or older. Patient's preferred language compared across digital platforms was also compared. Access to a computer was 64% among English speaking patients and 29.3% among Spanish speaking patients. Eighty-two percent of English-speaking patients reported access to the internet in comparison to 73.2% of Spanish speaking patients. Smartphone access was reported at 78% among English speakers compared to 68.4% among Spanish speakers. Additionally, education status was applied to digital resource access. Among those with less than high school level education, 27% reported access to computers, 70.3% reported access to internet, and 67.6% reported access to a smartphone. Those with a high school degree and/or some college or trade school experience reported 51.4% access to computer, 83.8% access to internet, and 73% access to smartphones. Individuals with a college

degree or more reported 93.8% access to computer, 93.8% access to internet, and 100% with access to a smartphone.

The digital literacy questionnaire was stratified and analyzed across age, education levels, and language (Figure 3, Table 2). Digital literacy was notably lower among Spanish speaking patients with ¾ of Spanish speakers reporting poor computer literacy and 60% reporting poor internet and smartphone literacy ($p < 0.001$). Computer, internet, and smartphone literacy worsened with increased age. Less than 10% of patients 40 years of age or younger reported poor digital literacy for computer, smartphone, and internet use compared to 50%, 40% and 44% of patient 40-74 respectively, and 60% of patients over 74 years old ($p = 0.002, 0.032, 0.023$). A similar trend is seen among digital literacy and education level. Computer digital literacy is low among patients with less than high school education with over 85% of patients reporting poor or very poor computer literacy, 75% reporting poor or very poor internet literacy, and 70% reporting poor or very poor smartphone literacy ($p < 0.0001$). This contrasted with high school educated individuals with about 15% reporting poor or very poor literacy for computer, internet, and smartphone, and college educated patients with 7% reporting poor literacy for computers and smartphones and 13% reporting poor internet literacy ($p < 0.001$).

Discussion:

This study underscores the influence of sociodemographic factors such as language, age, and education level on patients' health literacy, access to digital tools, and digital literacy in a breast surgical oncology clinic at an urban safety-net hospital (SNH). The findings align with and expand upon existing literature, emphasizing the ongoing disparities in healthcare access and outcomes among vulnerable populations.

Health literacy

The validated health literacy questionnaire showed that patients who are Spanish speaking, older than 74 years of age, and/or with fewer years of education have poorer health literacy than their English speaking, younger, and more educated counterparts (Figure 1). These patients often require assistance with reading hospital materials, feel uncomfortable filling out medical forms independently, and struggle to understand written medical information. These findings align with previous studies indicating that lower health literacy is associated with poorer health outcomes, including increased emergency department visits, decreased medication adherence, and higher mortality rates among elderly patients⁴. The overestimation of patient literacy by healthcare providers and the reluctance of patients to disclose literacy challenges further complicate effective communication and care.

Digital Literacy

Digital literacy disparities are evident across age, language, and education levels (Figure 3, Table 2). Older patients, particularly those over 75, show significantly reduced access to computers, the internet, and smartphones. Similarly, Spanish-speaking patients and those with less than a high school education report lower digital literacy and limited access to digital resources. This digital divide affects patients' ability to engage with online health information and portals, which are increasingly essential for managing healthcare.

The lower digital literacy among non-English speakers, as well as those with limited education, exacerbates the challenges in accessing healthcare information and services. Previous studies have shown these populations are less likely to use digital tools⁹, which can lead to delays in care and poorer health outcomes. The correlation between higher income-to-needs ratio and increased internet usage⁹ suggests that economic factors play a crucial role in digital access and literacy as well.

Implication for Clinical Practice:

The disparities identified in this study necessitate targeted interventions to improve health and digital literacy among vulnerable populations.

- 1) Enhanced Patient Education:
 - Implementing tailored educational programs that address the specific needs of low-literacy and non-English-speaking patients. These programs should use clear, simple language and culturally appropriate materials.
 - Training healthcare providers to recognize and address literacy challenges, ensuring that communication is effective and comprehensible.
- 2) Improved Access to Digital Resources:
 - Expanding access to digital tools and the internet for underserved populations. This can include providing computers and internet access in community centers and healthcare facilities.
 - Offering digital literacy training programs to help patients navigate online health information and portals.
- 3) Supportive Services:
 - Increasing the availability of medical interpreters and culturally competent care coordinators to assist non-English-speaking patients.
 - Developing partnerships with community organizations to provide support and resources for patients facing multiple barriers to care.

Limitations

One limitation of this study is the surveyed population size. Response rates among those greater than 74 years old and those less than 40 years old were less than 5 in some categories. This can be partially attributed to the specific population sampled, given the low numbers of patients diagnosed with breast cancer within either of those ranges. Additionally safety net hospitals, like the one in this study, often serve a smaller proportion of older adults than non-safety net hospitals ¹⁶.

Future Research

Further research is needed to explore the long-term impact of improved health and digital literacy on patient outcomes. Longitudinal studies could assess how targeted interventions influence healthcare utilization, adherence to treatment, and overall health status. Additionally, investigating the specific barriers faced by different demographic groups can inform the development of more precise and effective strategies to bridge the literacy gaps.

Conclusion:

The study demonstrates the critical need to address health and digital literacy disparities to ensure equitable care for breast cancer patients at SNHs. By recognizing and addressing the sociodemographic factors that influence patient outcomes, healthcare providers can implement targeted interventions to improve communication, access to care, and overall health outcomes for vulnerable populations.

Table 1: Patient Demographics

	N (95)	Frequency (%)	Mean	SD
Median Age, years (SD)	88		50.0	13.94
< 40 years	15	15.8		
40-74 years	68	71.6		
≥75 years	5	5.3		
Unknown	7	7.4		
Race				
White	23	24.2		
Black or African American	16	16.8		
Asian / Pacific Islander	4	4.2		
Native American or American Indian	2	2.1		
Other	10	10.5		
I do not identify with a racial group	19	20.0		
Unknown	21	22.1		
Ethnicity				
Hispanic, Chicano, or Latinx	54	56.8		
Non-Hispanic, Chicano, or Latinx	34	35.8		
Preferred Language				
English	50	52.6		
Spanish	41	43.2		
Need Interpreter				
Yes	37	38.9		
No	53	55.8		
Education Level				
Less than High School	37	38.9		
High School, Some College, Trade School	37	38.9		
College	16	16.8		
Unknown	5	5.3		
Healthcare worker				
Yes	9	9.5		
No	81	85.3		
Health Insurance Status				
I do not have health insurance	27	28.4		
I have Medicaid	39	41.1		
I have Medicare	9	9.5		
I have private health insurance	10	10.5		
Unknown	10	10.5		
PCP				
Yes	74	77.9		
No	16	16.8		
Seen PCP in the last 18 months				
Yes	75	78.9		
No	15	15.8		
Being followed or treated for breast cancer				
Yes	56	58.9		
No	32	33.7		

Figure 1: BRIEF Health Literacy Overall.

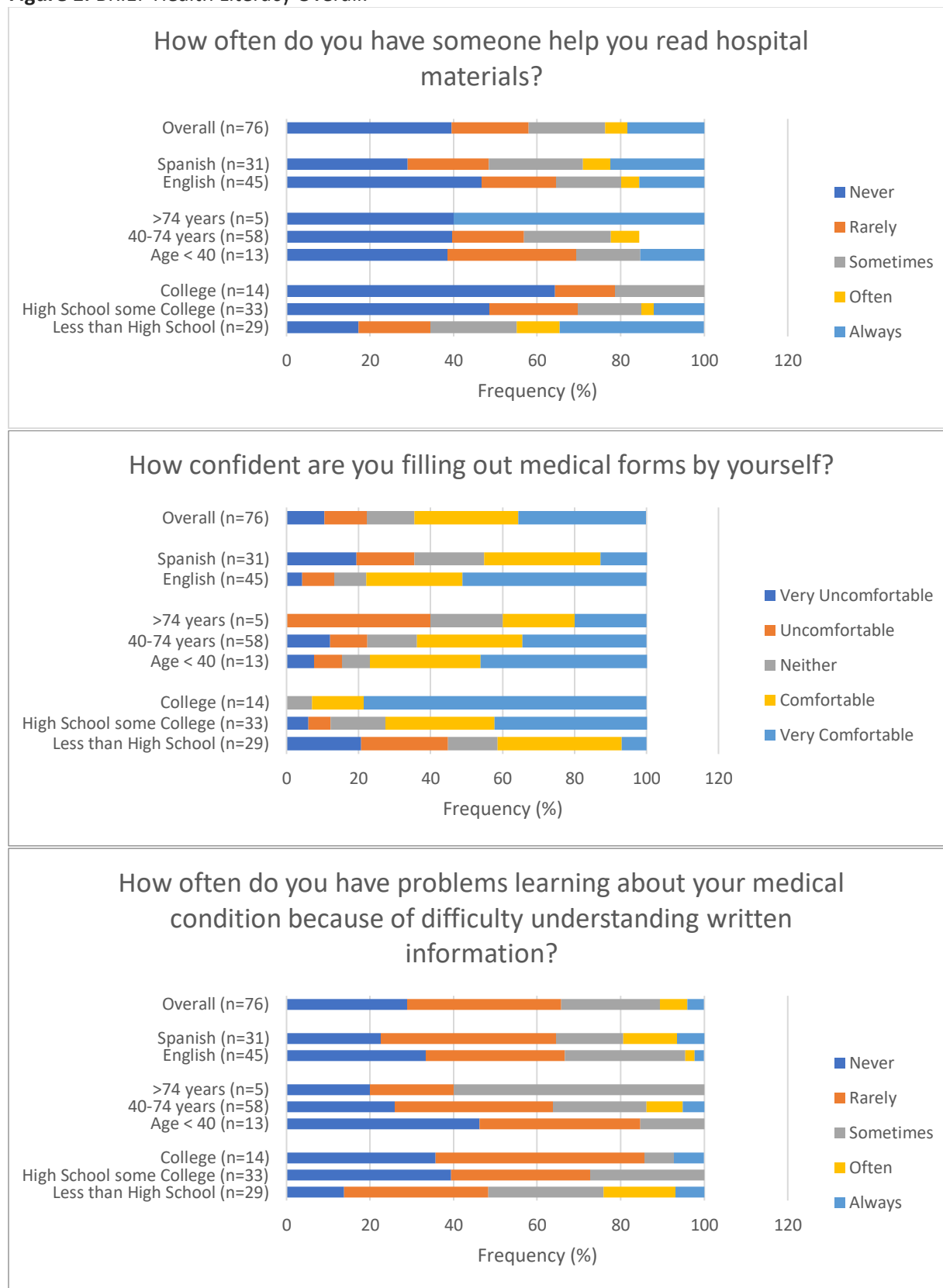


Figure 2: Access to digital tools overall and stratified by language, age, and educational level. Less than high school was defined as ‘No schooling, primary school, or some high school’. High school, Some college was defined as ‘High school graduate/diploma or the equivalent, some college/no degree, or trade/technical/vocational training’. College was defined as ‘associate, bachelors, masters or professional degree’.

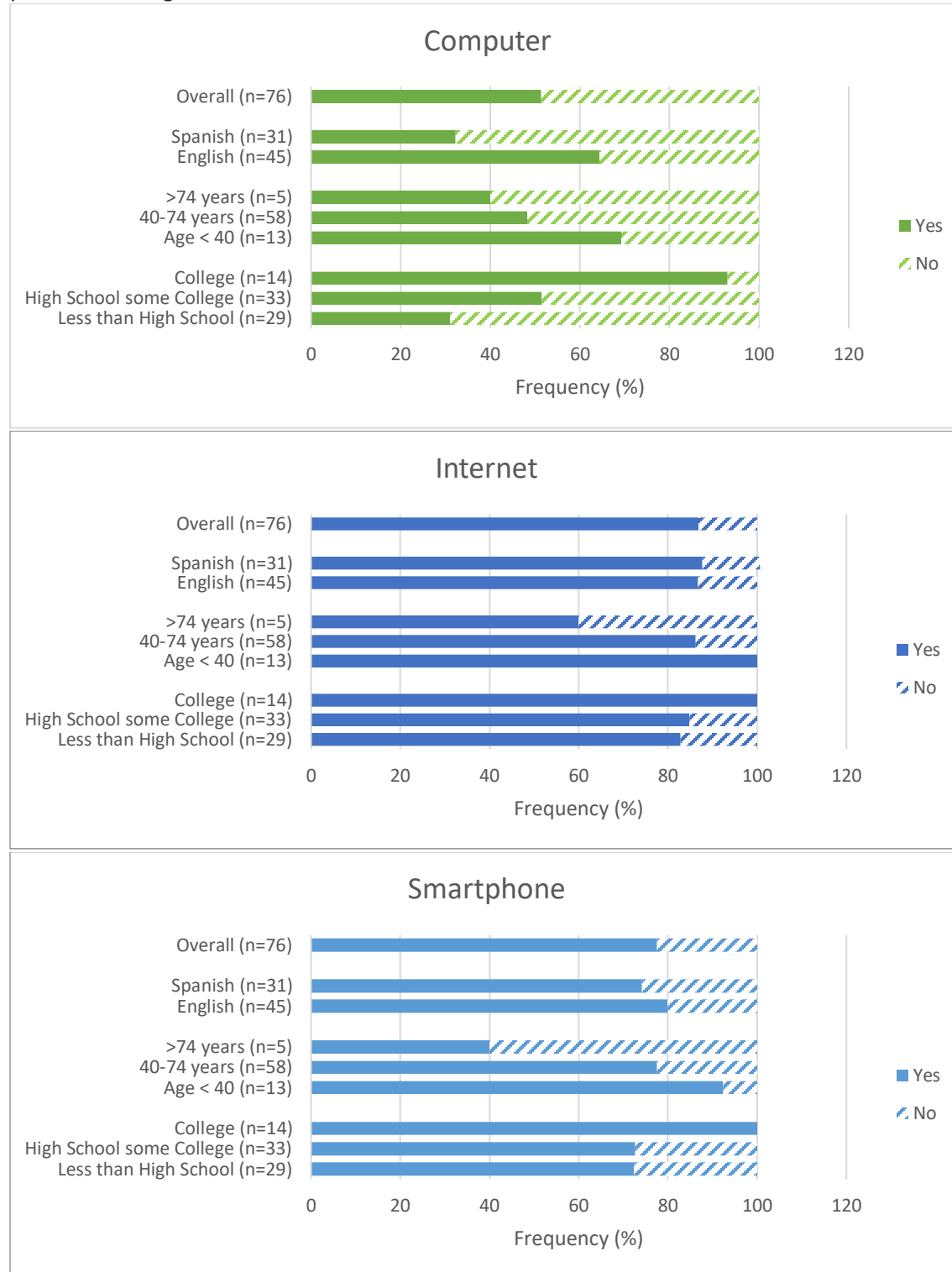


Figure 3: Digital literacy overall and stratified by educational level. Less than high school was defined as ‘No schooling, primary school, or some high school’. High school, Some college was defined as ‘High school graduate/diploma or the equivalent, some college/no degree, or trade/technical/vocational training’. College was defined as ‘associate, bachelors, masters or professional degree’.

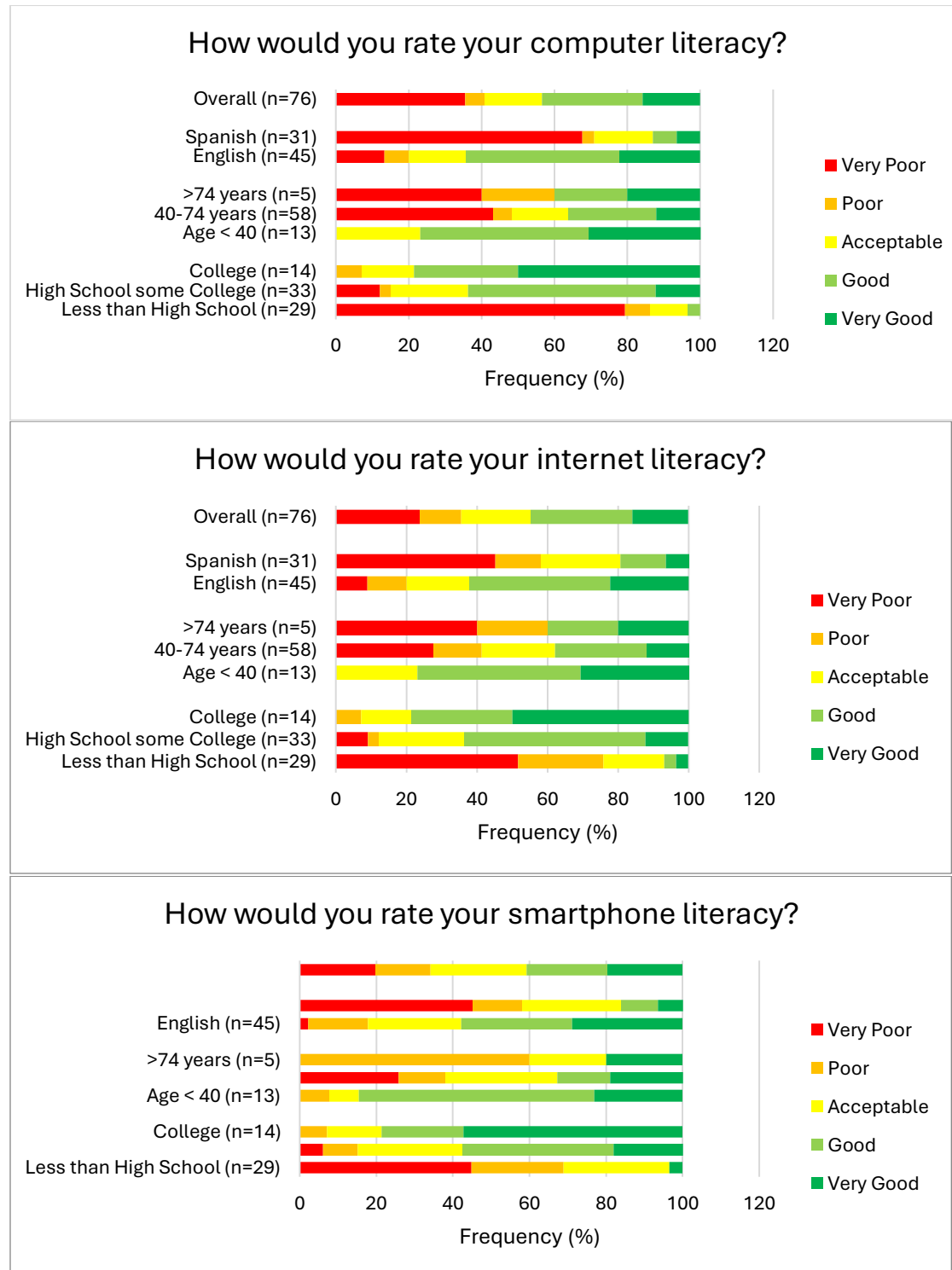


Table 2: Frequency of poor digital literacy stratified by education level, age, and preferred language. Poor digital literacy was defined as answer ‘very poor’ or ‘poor’. Missing values were removed for an overall N=83.

Poor Digital Literacy by Tool	Less than High School N=33 (%)	High School, Some College N=35 (%)	College N=15 (%)	χ^2 (p-value)
Computer	28 (84.8)	6 (17.1)	1 (6.7)	42.495 (<0.001)
Smartphone	23 (69.7)	6 (17.1)	1 (6.7)	32.838 (<0.001)
Internet	25 (75.8)	5 (14.3)	2 (13.3)	28.203 (<0.001)

Poor Digital Literacy by Tool	Age <40 years N=14 (%)	Age 40-74 years N=64 (%)	Age >74 years N=5 (%)	χ^2 (p-value)
Computer	0 (0.0)	32 (50.0)	3 (60.0)	12.470 (0.002)*
Smartphone	1 (7.1)	26 (40.6)	3 (60.0)	6.891 (0.032)*
Internet	1 (7.1)	28 (43.8)	3 (60.0)	7.531 (0.023)*

*2 cells have expected count less than 5 due to few patients in the <40 and >74 years old groups.

Poor Digital Literacy by Tool	English N=47 (%)	Spanish N=36 (%)	χ^2 (p-value)
Computer	10 (21.3)	25 (69.4)	19.395 (<0.001)
Smartphone	9 (19.1)	21 (58.3)	13.561 (<0.001)
Internet	11 (23.4)	21 (58.3)	10.499 (<0.001)

Appendix A: Breast Clinic Survey

Page 2

DH Breast Clinic Survey

DH Patient Demographic Survey for Breast Cancer
Page 1

Record ID _____

What transportation do you use to travel for a clinic visit at Denver Health? (Select all that apply)

- Personal vehicle
- Ride from friend or family
- Bus
- Taxi
- Ride share (Uber, Lyft, etc.)
- Bicycle
- Walk
- Other

If you answered other to the previous question, please explain. _____

What barriers do you face that might prevent you from attending a clinic appointment? (Select all that apply)

- Unable to take off from work
- Unable to find childcare
- I am the caregiver another family member and cannot find care for them
- Unable to find transportation to clinic
- Physical disability or other health condition
- Unable to afford payment for visit
- Other

If you answered other to the previous question, please explain. _____

During which of the following times would you prefer to schedule clinic appointments? (Select all that apply)

- Weekdays before business hours (Before 8AM)
- Weekdays during business hours (8AM to 4 PM)
- Weekday evening (After 4PM)
- Weekends

Do you have a computer at home? Yes No

How would you rate your computer literacy (the ability to use the computer)? Please select the option that best applies.

- Very Poor
- Poor
- Acceptable
- Good
- Very Good

Do you have access to internet at home? Yes No

How would you rate your Internet literacy (the ability to use the Internet)? Please select the option that best applies.

- Very Poor
- Poor
- Acceptable
- Good
- Very Good

Do you have a smartphone? Yes No

How would you rate your digital literacy (the ability to use digital technologies)? Please select the option that best applies.

- Very Poor
- Poor
- Acceptable
- Good
- Very Good

How often you access your health information via a patient portal such as "Denver Health MyChart"?

- Never (You have not set up an account for a patient portal)
- Rarely (You have set up an account but you rarely use it)
- Sometimes (You use a portal occasionally to communicate with providers or access your health information)
- Often (You often use a portal to communicate with providers and access your health information)
- Always (You always use a portal to communicate with providers and access your health information)

If you answered Never or Rarely to the previous question, which of the following best describes the primary reason why you do NOT routinely use the patient portal?

- I did not know there was a patient portal
- I do not know how to sign-up for the patient portal
- The portal displays information in English which is not my primary language
- Viewing my own medical records is not important to me
- I do not have a smart phone or a computer to use to log into the portal
- I do not have internet (wifi)
- I don't understand the medical information shown the portal
- Other

If you answered other to the previous question, please explain. _____

How often do you have someone help you read hospital materials?

- Never
- Rarely
- Sometimes
- Often
- Always

How confident are you filling out medical forms by yourself?

- Very Uncomfortable
- Uncomfortable
- Neither comfortable or uncomfortable
- Comfortable
- Very Comfortable

How often do you have problems learning about your medical condition because of difficulty understanding written information?

- Never
- Rarely
- Sometimes
- Often
- Always

Do you feel that you have a good understanding of your medical conditions? Yes No

I feel comfortable interpreting laboratory (blood work) results on my own, without explanation from my provider.

- Strongly disagree
- Disagree
- Neutral
- Agree
- Strongly Agree

Page 3

I feel comfortable interpreting radiology (imaging) results on my own, without explanation from my provider.

- Strongly disagree
- Disagree
- Neutral
- Agree
- Strongly Agree

I feel comfortable interpreting pathology (biopsy or surgery tissue) results on my own without explanation from my provider.

- Strongly disagree
- Disagree
- Neutral
- Agree
- Strongly Agree

If you received a new test result via the patient portal that you did not understand, where would you turn for more information or to improve your understanding?

- Your healthcare team (by calling the office)
- Your healthcare team (by messaging through the first for information? patient portal)
- A friend or family member within the healthcare field
- Google or other search engine
- An online support group for patients with similar conditions
- Specific online websites recommended to me by my healthcare team
- Educational materials previously provided to me by my healthcare team

What is your current age? _____

Do you identify as Hispanic, Chicano or Latinx? Yes No

Is there a racial group you identify with? Yes No

Which racial group do you identify with?

- White
- Black or African American
- Native American or American Indian
- Asian / Pacific Islander
- Other
- I do not identify with a racial group

In what language would you prefer to communicate with our medical team?

- English
- Spanish
- Other

Do you need an interpreter to communicate with your medical team? Yes No

What sex were you assigned at birth?

- Male
- Female
- I prefer not to answer

What is your gender identity?

- Male
- Female
- Non-binary
- I prefer not to answer

Page 4

What is the highest degree or level of school you have completed? (If currently enrolled, highest degree received)

- No schooling completed
- Primary school to 8th grade
- Some high school, no diploma
- High school graduate, diploma or the equivalent (for example: GED)
- Some college credit, no degree
- Trade/technical/vocational training
- Associate degree
- Bachelor's degree
- Master's degree
- Professional degree
- Doctorate degree

Are you a healthcare worker or work in a medical field? Yes No

Do you have health insurance? (Note that Denver Health Financial Assistance Program [DFAP] and Colorado Indigent Care Program [CICP] are not forms of health insurance)

- I have private health insurance
- I have Medicaid
- I have Medicare
- I do not have health insurance

If you do not have health insurance, do you use any of the following programs?

- Denver Health Financial Assistance Program (DFAP)
- Colorado Indigent Care Program (CICP)
- I don't have health insurance and I don't use these programs
- I have private health insurance, Medicare, or Medicaid

Do you have a primary care physician? Yes No

Have you seen a primary care physician in the past 18 months? Yes No

Are you currently being followed or treated for cancer? Yes No

What is the Zip code of your home address? _____

References

1. Crown A, Ramiah K, Siegel B, Joseph KA. The Role of Safety-Net Hospitals in Reducing Disparities in Breast Cancer Care. *Ann Surg Oncol*. Mar 31 2022;doi:10.1245/s10434-022-11576-3
2. Berkman ND, Sheridan SL, Donahue KE, Halpern DJ, Crotty K. Low health literacy and health outcomes: an updated systematic review. *Ann Intern Med*. Jul 19 2011;155(2):97-107. doi:10.7326/0003-4819-155-2-201107190-00005
3. Tieu L, Sarkar U, Schillinger D, et al. Barriers and Facilitators to Online Portal Use Among Patients and Caregivers in a Safety Net Health Care System: A Qualitative Study. *J Med Internet Res*. Dec 3 2015;17(12):e275. doi:10.2196/jmir.4847
4. Cordasco KM, Asch SM, Franco I, Mangione CM. Health literacy and English language comprehension among elderly inpatients at an urban safety-net hospital. *J Health Hum Serv Adm*. Summer 2009;32(1):30-50.
5. Shahid R, Shoker M, Chu LM, Frehlick R, Ward H, Pahwa P. Impact of low health literacy on patients' health outcomes: a multicenter cohort study. *BMC Health Services Research*. 2022/09/12 2022;22(1):1148. doi:10.1186/s12913-022-08527-9
6. McCune RL, Lee H, Pohl JM. Assessing health literacy in safety net primary care practices. *Appl Nurs Res*. Feb 2016;29:188-94. doi:10.1016/j.apnr.2015.04.004
7. Stormacq C, Van den Broucke S, Wosinski J. Does health literacy mediate the relationship between socioeconomic status and health disparities? Integrative review. *Health Promotion International*. 2018;34(5):e1-e17. doi:10.1093/heapro/day062
8. Rasu RS, Bawa WA, Suminski R, Snella K, Warady B. Health Literacy Impact on National Healthcare Utilization and Expenditure. *Int J Health Policy Manag*. Aug 17 2015;4(11):747-55. doi:10.15171/ijhpm.2015.151
9. Choi NG, DiNitto DM. The Digital Divide Among Low-Income Homebound Older Adults: Internet Use Patterns, eHealth Literacy, and Attitudes Toward Computer/Internet Use. Original Paper. *J Med Internet Res*. 2013;15(5):e93. doi:10.2196/jmir.2645
10. Ashing KT, George M, Jones V. Health-related quality of life and care satisfaction outcomes: Informing psychosocial oncology care among Latina and African-American young breast cancer survivors. *Psychooncology*. Apr 2018;27(4):1213-1220. doi:10.1002/pon.4650
11. Siddharth S, Parida S, Muniraj N, et al. Concomitant activation of GLI1 and Notch1 contributes to racial disparity of human triple negative breast cancer progression. *Elife*. Dec 10 2021;10doi:10.7554/eLife.70729
12. Son J-B, Park S-S, Park M. Digital literacy of language learners in two different contexts. *Jalt Call Journal*. 2017;13(2):77-96.
13. Chew LD, Bradley KA, Boyko EJ. Brief questions to identify patients with inadequate health literacy. *Fam Med*. Sep 2004;36(8):588-94.
14. Harris PA, Taylor R, Minor BL, et al. The REDCap consortium: Building an international community of software platform partners. *J Biomed Inform*. Jul 2019;95:103208. doi:10.1016/j.jbi.2019.103208
15. Harris PA, Taylor R, Thielke R, Payne J, Gonzalez N, Conde JG. Research electronic data capture (REDCap)--a metadata-driven methodology and workflow process for providing translational research informatics support. *J Biomed Inform*. Apr 2009;42(2):377-81. doi:10.1016/j.jbi.2008.08.010
16. Sutton JP, Washington RE, Fingar KR, Elixhauser A. Characteristics of Safety-Net Hospitals, 2014. *Healthcare Cost and Utilization Project (HCUP) Statistical Briefs*. Agency for Healthcare Research and Quality (US); 2006.

