

Overview and evaluation of a nationwide hospital-based surveillance system for Influenza and COVID-19 in Switzerland (CH-SUR): 2018-2023

Jonathan Aryeh Sobel^{1,2}, Marie-Céline Zanella², Rebecca Grant², Camille Beatrice Valera¹, Mária Suveges¹, Laura Urbini¹, Khaled Mostaguir³, Sara Botero¹, Ursina Roder⁴, Davide Bosetti², Rami Sommerstein⁶, Ulrich Heininger⁷, Petra Zimmermann⁸, Peter W Schreiber⁹, Domenica Flury¹⁰, Anita Niederer-Loher¹¹, Philipp Jent¹², Didier Pittet², Stephan Harbarth², Anne Iten^{2*}, Olivia Keiser^{1*} and the CH-SUR Collaborative Network.

Affiliations:

¹ Institute of Global Health, University of Geneva, Geneva, Switzerland

² Infection Control Programme and WHO Collaborating Centre on Infection Prevention and Control and Antimicrobial Resistance, Geneva University Hospitals and Faculty of Medicine, Geneva, Switzerland

³ Clinical Research Centre, Geneva University Hospitals and Faculty of Medicine, University of Geneva, Geneva, Switzerland.

⁴ Swiss Federal Office of Public Health, Bern, Switzerland

⁵ Division of Infectious Diseases, Geneva University Hospitals, Rue Gabrielle-Perret-Gentil 4, Geneva, Switzerland

⁶ Faculty of Healthcare Sciences and Medicine, University of Lucerne, Switzerland

⁷ Pediatric Infectious Diseases and Vaccinology, University of Basel Children's Hospital, Basel, Switzerland

⁸ Department of Community, Health Faculty of Science and Medicine, University of Fribourg and Department of Paediatrics, Fribourg Hospital, 1700 Fribourg, Switzerland

⁹ Department of Infectious Diseases and Hospital Epidemiology, University Hospital Zurich and University of Zürich

¹⁰ Division of Infectious Diseases and Hospital Epidemiology, Cantonal Hospital St Gallen, Switzerland

¹¹ Children's Hospital of Eastern Switzerland, St Gallen, Switzerland

¹² Department of Infectious Diseases, Bern University Hospital, University of Bern, Bern, Switzerland.

*These authors contributed equally

Corresponding author:

Jonathan Sobel, PhD

Infection Control Programme and WHO Collaborating Centre on Infection Prevention and Control and Antimicrobial Resistance, Geneva University Hospitals and Faculty of Medicine
Geneva, Switzerland

Email: JonathanAryeh.Sobel@hug.ch

Key words: COVID-19; Influenza; surveillance; evaluation

Abstract

Background: In 2018, a hospital-based surveillance system for influenza (CH-SUR) was established in six tertiary care hospitals in Switzerland. From March 2020 onwards, this surveillance system was expanded to include more institutions, as well as COVID-19.

Aim: To evaluate quantitatively and qualitatively the surveillance system CH-SUR.

Methods: All patients admitted to one of the participating centres for more than 24 hours and who had a laboratory-confirmed influenza virus or SARS-CoV-2 infection were included in CH-SUR. For all cases, we evaluated the quality of the CH-SUR data, including timeliness and completeness of reporting. A qualitative survey among CH-SUR stakeholders assessed perceived importance, understanding, reliability and adaptability of CH-SUR.

Results: Up to 20 centres participated in CH-SUR. Between December 2018 and October 2023, 7,375 cases of influenza were reported and between March 2020 and October 2023, 49,235 cases of COVID-19 were reported to CH-SUR. During the COVID-19 pandemic, time to data entry and completeness improved over time; the median delay of data entry in CH-SUR was 5 days (IQR=2-23) for COVID-19 and 4 days (IQR=2-15) for influenza during the period 2018-2023. The completeness of variables was high (99.4%), with the exception of COVID-19 or annual influenza vaccination status (respectively 15% and 72% of “Unknown” responses). Stakeholders perceived the system as important, relevant, understandable and adaptable.

Conclusion: CH-SUR has provided critical epidemiological and clinical information on hospitalised influenza and COVID-19 cases across Switzerland during the pandemic. Our evaluation highlighted the importance and relevance of this system among CH-SUR stakeholders, as well as its importance for preparedness and response to future infectious disease outbreaks.

65 Introduction

66 Epidemiological surveillance systems are essential tools for monitoring and controlling the spread of diseases
67 ^{1,2,3,4}. In 2018, a hospital-based surveillance system for influenza (CH-SUR), jointly coordinated by Geneva
68 University Hospitals (HUG), the Institute of Global Health at the University of Geneva (ISG UNIGE), and the
69 Federal Office of Public Health (FOPH) was established in six tertiary care hospitals in Switzerland. A
70 standardised, electronic case report form (CRF) was established across all centres, using *REDCap*⁵. This enabled
71 the continuous collection of demographics, clinical and epidemiological data from all patients admitted to one of
72 the participating centres for more than 24 hours and who had a laboratory-confirmed influenza virus infection.

73 The first confirmed case of COVID-19 in Switzerland was reported to the FOPH on 25 February 2020 ⁶. As early as
74 2 March 2020, the CH-SUR system was expanded to include all patients admitted to one of the participating
75 centres for more than 24 hours and who had a laboratory-confirmed SARS-CoV-2 infection. From 15 November
76 2020 onwards, the influenza and COVID-19 databases in CH-SUR were merged into a unified registry. The
77 number of centres actively participating in CH-SUR increased during 2020 to 20 hospitals and clinics across
78 Switzerland, of which 17 continued data collection until 2023 ^{1-4,7,8}. This represented a substantial proportion of
79 paediatric and adult patients hospitalised with influenza or COVID-19 across Switzerland (Supplementary Figure
80 S1).

81 During the COVID-19 pandemic, key findings from the CH-SUR system were compiled into a monthly report
82 published by HUG, ISG, and FOPH⁹ (until September 2023). The CH-SUR surveillance system was intended to
83 enable Swiss health authorities to monitor epidemiological trends in hospitalised COVID-19 and influenza
84 patients across Switzerland, to quantify the disease burden among hospitalised patients and to assess healthcare
85 demands, thereby guiding the broader public health response to influenza and COVID-19, respectively. To
86 ensure that CH-SUR is meeting these stated objectives, an evaluation of CH-SUR was initiated by HUG, ISG, and
87 FOPH. The aim of this study is to evaluate the CH-SUR surveillance system using both quantitative and
88 qualitative approaches.

89 **Methods**

90 Study design

91 We conducted a retrospective quantitative and qualitative evaluation of the nationwide hospital-based
92 surveillance system for influenza and COVID-19 in Switzerland from 1 December 2018 to 17 October 2023.

93

94 Case definitions

95 All patients admitted to one of the participating centres for more than 24 hours and who had a laboratory-
96 confirmed influenza virus infection or laboratory-confirmed or clinically diagnosed SARS-CoV-2 infection were
97 included in CH-SUR. Patients who were seen in outpatient settings, or who were hospitalised for less than 24
98 hours were not included in CH-SUR. Within CH-SUR, cases were categorised as 'nosocomial' if a patient tested
99 positive for influenza virus three days or more after hospital admission, or for SARS-CoV-2 five days or more
100 after hospital admission. Cases transferred from other institutions were also considered as nosocomial cases.

101

102 Influenza cases were categorized by seasons, while COVID-19 cases were categorised by nine distinct phases,
103 determined by the epidemiology and/or variant circulation during the pandemic: 1) Spring wave 2020 (24
104 February 2020 to 7 June 2020), 2) Fall/winter wave 2020 (8 June 2020 to 14 February 2021), 3) Alpha wave (15
105 February 2021 to 20 June 2021), 4) Delta wave (21 June 2021 to 19 December 2021), 5) BA.1 (Omicron) wave (20
106 December 2021 to 28 February 2022), 6) BA.2 (Omicron) wave (1 March 2022 to 5 June 2022), 7) BA.5 (Omicron)
107 wave (6 June 2022 to 14 November 2022), 8) BQ.1 (Omicron) wave (15 November 2022 to 11 February 2023),
108 and 9) XBB wave (12 February 2023 to 17 December 2023). The classification of SARS-CoV-2 variants was based
109 on genomic sequencing data from Switzerland submitted to the Global Initiative on Sharing All Influenza Data
110 (GISAID).¹⁰.

111

112 Data entry and validation

113 The CH-SUR surveillance system involved multiple stakeholders (Supplementary Figure S2), including FOPH, ISG,
114 the clinical research centre (CRC) of HUG and up to 20 hospitals across Switzerland. CH-SUR operated under the
115 aegis of FOPH, which functioned as sponsor and project manager. Each of the participating centres had a
116 principal investigator (PI). The PIs were responsible for the implementation of the surveillance system in their
117 institution, as well as the collection and the quality of data; data collection was mostly performed by research
118 nurses in each institution. ISG centralised data from CRFs for processing, evaluation and reporting. The ISG and
119 the HUG CRC ensured the maintenance of the database, with HUG CRC also ensuring the hosting and security of
120 the collected data.

All participating centres were required to complete an electronic CRF for all patients meeting the case definitions above. The CH-SUR CRF had six components: inclusion criteria, demographic information, case-related information, hospital admission data and clinical data throughout the course of the patient's hospitalisation, including treatments received, admission to intensive or intermediate care units (ICU/IMCU) and outcome information. The CH-SUR codebook (version 2023) used during the data extraction is provided in the supplementary material (Supplementary File 1). The target for the time between patient admission to hospital (or positive test for nosocomial cases) and CH-SUR data entry for admission related information was 48 to 72 hours and the target for time to completion of data entry was 14 days. These targets were set by FOPH at the establishment of CH-SUR in 2018. The electronic CRF included internal consistency checks and pop-up messages for incomplete data entry. There was also a distinction between "Unknown" (information not available) and "NA" (missing data).

Data extraction

For all influenza and COVID-19 cases in the CH-SUR database during the study period, we extracted the following variables: hospital admission date, date of positive influenza/SARS-CoV-2 test; COVID-19 or influenza vaccination information; ICU or IMCU admission data; outcome (in-hospital death, discharge alive). For COVID-19, the reason for hospitalisation (because of COVID-19 or with COVID-19) was introduced into the questionnaire in December 2021. "Because of COVID-19" referred to patients hospitalized primarily due to symptoms caused by COVID-19 or chronic conditions exacerbated by the virus, such as COPD or cardiac decompensation during infection. "With COVID-19" denoted patients hospitalized for reasons deemed to be unrelated to COVID-19 by the investigators but were SARS-CoV-2 test positive during their stay, for example hospitalisation for surgical procedures or infections other than SARS-CoV-2; this variable was also included in the data extraction. We also extracted data on the completeness of each of the six components of the CRF (Supplementary File 1).

Qualitative assessment

We conducted a *REDCap* survey among CH-SUR stakeholders (CH-SUR PIs, research nurses, data scientists/researchers, FOPH/ISG coordinators). These four groups supported the following CH-SUR activities: implementation of the surveillance system in participating centres, data collection, data quality assessments, clinical interpretation, reporting and coordination of the surveillance system. The survey questionnaire was designed to assess multiple dimensions of the CH-SUR project, including perceived importance, relevance, understanding and adaptability. A total of 67 questions were structured to elicit responses regarding the stakeholders' perception of these aspects in relation to the surveillance system. Twenty-four open-ended questions were also included to allow participants to provide additional comments or suggestions. The full survey is provided in the supplementary material (see Supplementary File 2).

155

156

157 Analyses

158 We described all influenza and COVID-19 cases in the CH-SUR database during the study period. We expressed
159 continuous variables as median and interquartile range, and categorical variables were expressed as counts and
160 percentages. Pearson's Chi-squared test or the Wilcoxon rank sum tests were used, using a significance
161 threshold set at 0.05.

162

163 We assessed the delay to case entry in CH-SUR, defined as the time from hospital admission (or as the time from
164 positive influenza/SARS-CoV-2 test for nosocomial infections) to date of data entry in CH-SUR. We also assessed
165 the completeness of each of the extracted variables, calculated as the proportion of non-missing data for each of
166 the extracted variables among all cases in the database. For COVID-19 cases, we assessed the completeness of
167 data across the nine periods of the pandemic, described across different COVID-19 waves; for influenza we
168 looked at the past five seasons.

169

170 For the analysis of the qualitative survey, answers to the perceived importance, relevance, understanding and
171 adaptability of CH-SUR system were expressed as counts and percentages, and by group of stakeholders (PI,
172 research nurses, data scientists/researchers, coordinator/project managers). The responses to the open-ended
173 questions were analysed using natural language processing algorithms to identify keywords^{11,12}. These words
174 were then visualised using a word cloud, with the size of each word reflecting its frequency in the responses.
175 This approach allowed for a visual representation of the prominent themes and concerns expressed by the
176 participants. In addition, a classic qualitative content analysis (QCA)¹³ was conducted on the open-ended
177 responses. The responses were carefully reviewed and categorised into relevant themes and sub-themes. These
178 themes were then analysed and interpreted to identify common patterns, recurring topics, and any noteworthy
179 insights provided by the participants. All analyses were performed using R version 4.2.1¹⁴.

180

181 Ethical considerations

182 The CH-SUR system was approved by the Ethics Committee of the Canton of Geneva, Switzerland (CCER 2018–
183 00577, and CCER 2020–00827). Data collection was also approved by all local ethics committees. For the
184 qualitative survey, all participants were informed about the purpose of the survey, the voluntary nature of their
185 participation, and the confidentiality of their responses.

186

187 **Results**

188 Quantitative evaluation of CH-SUR

Between November 2018 and October 2023, 7,375 cases of influenza were reported to the nationwide CH-SUR surveillance system; between March 2020 and October 2023, 49,235 cases of COVID-19 were reported. Characteristics of influenza and COVID-19 patients are described in Table 1. The table shows that COVID-19 patients had a higher proportion of in-hospital mortality (10%) compared to influenza patients (4%), however the COVID-19 case fatality rate decreased over time. Figure 1A shows the cases of influenza reported to CH-SUR for the past five seasons; Figure 1B illustrates the number of COVID-19 cases reported to CH-SUR throughout the duration of the pandemic. For influenza, the 2020/2021 was notable for the near absence of cases reported to CH-SUR, reflecting the impact of infection control and public health measures for COVID-19 on influenza virus circulation.

Figure 2 shows the time from hospital admission (or positive influenza /SARS-CoV-2 test for nosocomial infections) to CH-SUR data entry for influenza patients and COVID-19 patients. The median time to case entry for influenza throughout the monitoring period was low (3-8 days from admission, Figure 2A), although the absolute number of influenza cases was also lower as compared to COVID-19. For COVID-19, the median time from admission to case entry in CH-SUR was 5 (IQR:2-23) days and was highest during the initial COVID-19 waves in 2020.

While missing data for vaccination status was low (ranging from 0 to 2.2% of NAs), there was a high percentage of “Unknown” vaccination status, up to 44% in the last period considered. Higher completeness was observed for variables such as comorbidities, intermediate care or intensive care stay, ranging from 0% to 8.6% of NAs (Figures 3A and 3B). The median percentage of complete data was 99.4% across all time intervals and considered variables. With respect to completeness of the components of the CRF, clinical data, including outcome information had the highest proportion of incompleteness (15%) during the last period (Omicron XBB wave onwards), although this likely reflects the fact that patients may have remained hospitalised at the time of the data extraction. Taken together, the time required for data entry and the completeness of the data both improved progressively over time (Figure 2 and 3).

Qualitative evaluation of CH-SUR

The qualitative survey on CH-SUR was conducted between 1 February 2023 and 1 April 2023. Forty-seven participants responded (Supplementary Figure S3): 13 PIs, 24 study nurses, 6 data scientists/researchers, 4 coordinators/project managers. Most PIs (9/13; 69%) and researchers (5/6; 83%) had been working with the CH-SUR system for more than 2 years. About 40% of nurses had involved in the CH-SUR system for 1 to 2 years (10/24; 41.6%) or more than 2 years (9/24; 37.5%), respectively.

Most CH-SUR stakeholders who participated in the survey judged CH-SUR to be important and relevant; most participants expressed a good or excellent understanding of the system and found it reliable and adaptable to the needs of each respective centre (Figure 4). CH-SUR PIs largely expressed support for expanding CH-SUR to respiratory syncytial virus (RSV) (76.9%) and other diseases (53%). However, they were largely unsupportive (85%) of an expansion of the CH-SUR CRF to include other variables.

The survey responses on nurse practice and response timeliness of CH-SUR (Supplementary Figure 4) revealed both strengths in training and follow-up practices, and areas for improvement in response timeliness and efficiency.

The open-ended questions of the survey identified several challenges faced by CH-SUR stakeholders. The first related to personnel and the ability to hire nurses to enter data into the CH-SUR system, as well as collaborators having to work overtime, particularly during the early stages of the COVID-19 pandemic. This was closely linked to financial challenges in resource allocation and budgeting for CH-SUR activities. CH-SUR stakeholders reported challenges related to the electronic CRF, including pop-up messages, violation rules, and potential issues with missing or incorrect values. The automation of data entry within the CRF also presented a substantial challenge as only some of the larger institutions had the capacity to partially automate the extraction of some of the variables from patients' electronic health records. The text mining and word cloud analysis of responses to the open-ended questions in the survey showed that CH-SUR is centred on "data" and "cases". Among frequently cited themes, we observed the terms "nurses", "weekly", "report" as well "automation", "COVID-19", "surveillance", "data quality", "manpower", and "workload" (Supplementary Figure 5).

Discussion

We conducted a quantitative evaluation of the nationwide hospital-based surveillance for influenza and COVID-19 in Switzerland from November 2018 to October 2023. In addition, we conducted a qualitative survey in Spring 2023. Initially established for surveillance of influenza, the expanded surveillance system has enabled Swiss health authorities to monitor epidemiological trends in hospitalised influenza and COVID-19 patients across Switzerland, to quantify the respective disease burden and to assess healthcare demands over time.

Within one month of the report of the first confirmed case of COVID-19 in Switzerland, the surveillance system was expanded to include what was then a novel respiratory disease. This demonstrates the importance of an established network with an agile, adaptable surveillance system and motivated participating hospitals to include other diseases beyond the initial intention. Further expansion of CH-SUR to include RSV, for example, may be considered in the future. In terms of preparedness for future pandemics, it also demonstrates the time and resource advantages of adapting existing surveillance systems, rather than having to establish a *de novo*

surveillance system¹⁵. The flexibility of the system was also demonstrated by its ability to capture COVID-19 vaccination details as COVID-19 vaccines were introduced, and COVID-19 treatments as different therapeutics were either repurposed to treat COVID-19 or developed specifically for COVID-19¹⁶. The three-fold increase in the number of participating centres after the onset of the pandemic is a testament to the system's efficiency and its ability to be implemented across healthcare settings: tertiary and non-tertiary care settings; adult and paediatric settings. Completeness and timeliness are two additional indicators of the quality of the surveillance system. Our quantitative analyses demonstrated a high level of completeness for variables within the CRF and timely reporting of cases throughout most of the pandemic.

Beyond the primary public health objectives of the surveillance system, the collection of data on hospitalised patients also allowed important scientific questions to be addressed. This included identifying risk factors for severe COVID-19 outcomes¹⁷; an evaluation of COVID-19 mortality over time¹⁸; a comparison of clinical outcomes among community-acquired influenza and COVID-19 and a comparison of community acquired and healthcare-associated COVID-19^{19,20}. Our qualitative evaluation of the CH-SUR surveillance system provided further insights from CH-SUR stakeholders. It highlighted that the expansion of the surveillance system to a novel disease was not without notable challenges²¹. One difficulty stemmed from the absolute number of COVID-19 cases requiring hospital-level care at each of the participating centres especially during the first pandemic phase was extremely high, and the increased scale and speed with which data needed to be reported. Although not directly shown in our analysis, it has been shown that the protracted nature of the COVID-19 pandemic has led to burnout among nurses and other healthcare workers due to overtime work, lack of holidays, and understaffing^{22,23,24}. This underscores the need for strategic human resource planning and sufficient financial resources to ensure the surveillance system can achieve its stated objectives. Future cost-effectiveness analyses of CH-SUR may also help to 'right-size' the surveillance system.

Data entry for CH-SUR currently relies on study nurses retrieving data from patients' (mostly computerised) medical files and manually entering these data into the CRF. Unlike centralised systems in other countries, such as France, Australia and New Zealand²⁵, each centre participating in CH-SUR has its own system for managing patients' medical data. In alignment with the digitalisation strategy and automatization of surveillance led by Swissnoso and FOPH, automating data extraction and management may address some of the challenges identified through our evaluation. This would not resolve the need for careful interpretation and clinical judgement of some data, and there would be a challenge in ensuring interoperability between different systems and databases. However, pilot studies on automated surveillance are ongoing in Switzerland, and CH-SUR may be able to benefit from the technological advances used in these initiatives. The FAIR (Findable, Accessible, Interoperable, Reusable) principles' application to biomedical databases is instrumental in enhancing the value

289 and utility of data ²⁶ and it would be important to ensure that any automated CH-SUR system adheres to these
290 principles.

291

292 This study has some limitations. First, the true number of hospitalised influenza and COVID-19 cases not
293 reported to CH-SUR remains unknown, potentially affecting the accuracy of the findings. Further, the qualitative
294 assessment was based on a convenience sample, which may not be representative of all CH-SUR stakeholders,
295 thus limiting the generalizability of the results. These factors collectively highlight the need for caution in
296 interpreting the outcomes of this analysis.

297

298 **Conclusions and perspectives**

299 Overall, the nationwide hospital-based surveillance for influenza was successfully adapted to COVID-19 ²⁷ and
300 has provided important, actionable information on epidemiological trends in hospitalised patients across
301 Switzerland. This system has been instrumental in understanding the disease burden among hospitalised
302 patients and healthcare demand, serving as a crucial resource for guiding evidence-based public health decisions
303 and preparing the Swiss health system for future respiratory virus outbreaks. Our evaluation highlighted the
304 significance and relevance of this system among CH-SUR stakeholders, with identified challenges serving as
305 opportunities for improvement towards a sustainable and efficient respiratory disease surveillance system in
306 Switzerland.

307 Starting in January 2024, significant changes were implemented in the CH-SUR system. Throughout the
308 pandemic, the system had been financed through temporary credits by FOPH, which were significantly reduced
309 in 2024. The network was thus first reduced to six hospitals from January 2024 and discontinued on 1
310 September 2024, due to financial constraints. Looking ahead, further developments in collection capabilities
311 through increased automation for a future national hospital surveillance system are recommended. This
312 includes the implementation of the CH-SUR statistics on the Infectious Disease Dashboard of the FOPH and the
313 extension of surveillance to other diseases, such as RSV. These advancements aim to enhance surveillance
314 sustainability and resilience, and data accuracy and accessibility, providing comprehensive insights into multiple
315 infectious diseases. The implementation of automated processes and user-friendly dashboards will facilitate
316 real-time monitoring and analysis, ultimately strengthening public health surveillance and response strategies.
317 By embracing these innovations, Switzerland can ensure a robust and adaptable surveillance system capable of
318 addressing current and future public health challenges ²⁸.

319

320 **Acknowledgements** We would like to thank the members of the CH-SUR collaborative network who helped conduct the
321 study in each of the study sites. In particular, Mohamed Abbas, Jason Toko, Daniel Texiera, Michèle Steiner, Marianne

Rousseau-Schadegg, Anne-Flore Combaz, Audrey Aymon, Carlo Balmelli, Manuel Battegay, Christoph Berger, Sara Bernhard-Stirnemann, Elfriede Berwarth, Julia Bielicki, Michael Büttcher, Alexia Cusini, Lauro Damonti, Philipp Kaiser, Stefan Keller, Henrik Köhler, Elia Lo Priore, Yvonne Nussbaumer, Matthaïos Papadimitriou, Felix Reichlin, Thomas Riedel, Susanne Rüfenacht, Hanna Schmid, Markus Schneemann, Laurence Senn, Reto Stocker, Nicolas Troillet, Sarah Tschudin-Sutter, Cathy Voide, Danielle Vuichard Gysin, Konstanze Zoehrer, Franziska Zucol. We would also like to thank Céline Gardiol and Jasmin Vonlanthen, Ornella Luminati, Carolina Agop Nersesian, Carla Grolimund, Fabienne Krauer, Mirjam Mäusezahl, and Katrin Schneider from the Federal Office of Public Health of Switzerland and Maroussia Roelens, and Amaury Thiabaud from the University of Geneva. We acknowledge the contributions of the Clinical Research Center, Geneva University Hospitals and Faculty of Medicine, Geneva. We acknowledge that this study was made possible through the funding and supervision provided by FOPH and the Swiss National Science Foundation (grant no 31CA30_196270).

References

1. Abbas M, Zhu N, Mookerjee S, et al. Hospital-onset COVID-19 infection surveillance systems: a systematic review. *Journal of Hospital Infection*. 2021;115:44-50.
2. Marcenac P, McCarron M, Davis W, et al. Leveraging international influenza surveillance systems and programs during the COVID-19 pandemic. *Emerging infectious diseases*. 2022;28(Suppl 1):S26.
3. Fougerolles de, Damm O, Ansaldi F, et al. National influenza surveillance systems in five European countries: a qualitative comparative framework based on WHO guidance. *BMC Public Health*. 2022;22(1):1-13.
4. Quiros-Gonzalez V, Rodriguez-Perez P, Haro-Perez AM, Jimenez-Rodriguez MM, Maderuelo-Fernandez J Angel, Eiros JM. Real-time surveillance systems: applicability for the control of influenza in acute care. *Influenza and other respiratory viruses*. 2020;14(3):331-339.
5. Harris PA and T Robert, Thielke R, Payne J, Gonzalez N, Conde JG. Research electronic data capture (REDCap)—a metadata-driven methodology and workflow process for providing translational research informatics support. *Journal of biomedical informatics*. 2009;42(2):377-381.
6. New Coronavirus 2019-nCoV: first confirmed case in Switzerland. Accessed June 5, 2024. <https://www.bag.admin.ch/bag/en/home/das-bag/aktuell/medienmitteilungen.msg-id-78233.html>
7. Sousa M, Roelens M, Fricker B, et al. Risk factors for severe outcomes for COVID-19 patients hospitalised in Switzerland during the first pandemic wave, February to August 2020: prospective observational cohort study. *Swiss medical weekly*. 2021;151:w20547.
8. Thiabaud A, Iten A, Balmelli C, et al. Cohort profile: SARS-CoV-2/COVID-19 hospitalised patients in Switzerland. *Swiss medical weekly*. 2021;151:w20475.
9. Swiss Federal office of public health. Monthly COVID-19 situation in Switzerland. Published online June 2023.
10. Shu Y, McCauley J. GISAID: Global initiative on sharing all influenza data – from vision to reality. *Eurosurveillance*. 2017;22(13). doi:10.2807/1560-7917.es.2017.22.13.30494
11. Fellows I. *Wordcloud: Word Clouds.*; 2018. <https://CRAN.R-project.org/package=wordcloud>
12. Feinerer I, Hornik K, Meyer D. Text Mining Infrastructure in R. *Journal of Statistical Software*. 2008;25(5):1-54.

doi:10.18637/jss.v025.i05

13. Schreier M. Qualitative Content Analysis. In: *The SAGE Handbook of Qualitative Data Analysis*. SAGE Publications, Inc.; 2014:170-183. Accessed June 5, 2024. <http://dx.doi.org/10.4135/9781446282243.n12>

14. Team RC. *R: A Language and Environment for Statistical Computing*. R Foundation for Statistical Computing; 2023. <https://www.R-project.org/>

15. Ricks PM, Njie GJ, Dawood FS, et al. Lessons learned from CDC's global COVID-19 Early Warning and Response Surveillance system. *Emerging Infectious Diseases*. 2022;28(Suppl 1):S8.

16. Estill J, Venkova-Marchevska P, Günthard HF, et al. Treatment effect of remdesivir on the mortality of hospitalised COVID-19 patients in Switzerland across different patient groups: a tree-based model analysis. *Swiss Medical Weekly*. 2023;153(8):40095. doi:10.57187/smw.2023.40095

17. Frohlich GM, Kraker D, Abbas M, et al. Hospital outcomes of community-acquired COVID-19 versus influenza: Insights from the Swiss hospital-based surveillance of influenza and COVID-19. *Eurosurveillance*. 2022;27(1):2001848.

18. Roelens M, Martin A, Friker B, et al. Evolution of COVID-19 mortality over time: results from the Swiss hospital surveillance system (CH-SUR). *medRxiv*. Published online 2021:2021-09.

19. Portmann L, Kraker de, Frohlich G, et al. Hospital Outcomes of Community-Acquired SARS-CoV-2 Omicron Variant Infection Compared With Influenza Infection in Switzerland. *JAMA Network Open*. 2023;6(2):e2255599-e2255599.

20. Grant RL, Sauser J, Atkinson A, et al. Comparison of clinical outcomes over time of inpatients with healthcare-associated or community-acquired coronavirus disease 2019 (COVID-19): A multicenter, prospective cohort study. *Infection Control & Hospital Epidemiology*. 2023;45(1):75-81. doi:10.1017/ice.2023.143

21. Bloom DE, Cadarette D. Strengthening the Global Response to Infectious Disease Threats in the Twenty-First Century, with a COVID-19 Epilogue. In: *Global Health*. Cambridge University Press; 2021:51-75. Accessed June 13, 2024. <http://dx.doi.org/10.1017/9781108692137.004>

22. Sullivan D, Sullivan V, Weatherspoon D, Frazer C. Comparison of nurse burnout, before and during the COVID-19 pandemic. *Nursing Clinics*. 2022;57(1):79-99.

23. Lasater KB, Aiken LH, Sloane DM, et al. Chronic hospital nurse understaffing meets COVID-19: an observational study. *BMJ Quality & Safety*. 2021;30(8):639-647.

24. Rivas N, Lopez M, Castro MJ, et al. Analysis of burnout syndrome and resilience in nurses throughout the COVID-19 pandemic: a cross-sectional study. *International journal of environmental research and public health*. 2021;18(19):10470.

25. Lee J, Park YT, Park YR, Lee JH. Review of National-Level Personal Health Records in Advanced Countries. *Healthcare Informatics Research*. 2021;27(2):102-109. doi:10.4258/hir.2021.27.2.102

26. Queralt-Rosinach N, Kaliyaperumal R, Bernabe CH, et al. Applying the FAIR principles to data in a hospital: challenges and opportunities in a pandemic. *Journal of biomedical semantics*. 2022;13(1):1-19.

27. World Health Organization, others. *WHO Consultation to Adapt Influenza Sentinel Surveillance Systems to Include COVID-19 Virological Surveillance: Virtual Meeting, 6--8 October 2020*. World Health Organization; 2022.

28. World Health Organization, others. *COVID-19 Strategic Preparedness and Response Plan: Monitoring and Evaluation Framework, 11 May 2021*. World Health Organization; 2021.

Tables

Table 1. Characteristics of influenza (n=7'375) and COVID-19 (n=49'235) patients reported through the nationwide hospital-based surveillance system in Switzerland between 1 November 2018 and 17 October 2023. Counts and percentages are shown for categorical variables, while medians and quartiles are given for continuous variables.

Characteristic	COVID-19, N = 49,235	Influenza, N = 7,375	p-value
Gender			<0.001
Male	26,754 (54%)	3,695 (50%)	
Female	22,481 (46%)	3,680 (50%)	
Death			<0.001
Yes	5,039 (10%)	295 (4.0%)	
No	43,705 (90%)	7,051 (96%)	
Age [years]	72 (55, 82)	67 (32, 80)	<0.001
BMI [kg/m²]	25 (22, 29)	24 (20, 28)	<0.001
Complications			0.007
No	16,909 (35.6%)	2,674 (37%)	
Yes	29,986 (64%)	4,480 (62.4%)	
Unknown	182 (0.4%)	41 (0.6%)	
Comorbidity	38,325 (81%)	5,204 (72%)	<0.001
Vaccination received*			0.8
No	26,838 (55%)	1,618 (22%)	
Yes	14,619 (30%)	446 (6.1%)	
Unknown	7,397 (15%)	5,200 (72%)	
Intermediate care stay			<0.001
No	43,468 (92.1%)	4,292 (94%)	
Yes	3,702 (7.8%)	279 (6%)	
Unknown	12 (0.1%)	0 (0%)	
Intensive care stay			<0.001
No	41,194 (86.9%)	6,479 (90%)	
Yes	5,889 (13%)	703 (9.9%)	
Unknown	7 (0.1%)	9 (0.1%)	
Case classification			>0.9
Community acquired	39,311 (80%)	6,091 (83%)	
Nosocomial from this hospital**	7,487 (15%)	1,095 (14.5%)	
Nosocomial from another institution	1,894 (3.8%)	149 (2.0%)	
Unknown	529 (1.2%)	40 (0.5%)	
Delay***	5 (2, 23)	4 (2, 15)	<0.001

* COVID-19: one or more doses; influenza: for the current season

** Sample collected >3 days after hospital admission for influenza; >5 days for COVID-19

*** only computed on community acquired cases

Overview and evaluation of a nationwide hospital-based surveillance system for Influenza and COVID-19 in Switzerland (CH-SUR): 2018-2023

Figure Legends

Figure 1. Cases of influenza (A) and COVID-19 (B) reported through the nationwide hospital-based surveillance system in Switzerland between November 2018 and October 2023. The colours in (A) correspond to the respective influenza season; the colours in (B) correspond to the nine different time periods across the COVID-19 pandemic.

Figure 2. Time from hospital admission (or a positive influenza test/SARS-CoV-2 test for hospital acquired infection) to CH-SUR data entry for influenza patients (A) and COVID-19 patients (B). Each box shows the median and IQR in days. For influenza, the data are shown by influenza season; for COVID-19, the data are shown by nine different time periods across the COVID-19 pandemic. As a reminder: Spring wave 2020 (24 February 2020 to 7 June 2020), 2) Fall/winter wave 2020 (8 June 2020 to 14 February 2021), 3) Alpha wave (15 February 2021 to 20 June 2021), 4) Delta wave (21 June 2021 to 19 December 2021), 5) BA.1 (Omicron) wave (20 December 2021 to 28 February 2022), 6) BA.2 (Omicron) wave (1 March 2022 to 5 June 2022), 7) BA.5 (Omicron) wave (6 June 2022 to 14 November 2022), 8) BQ.1 (Omicron) wave (15 November 2022 to 11 February 2023), and 9) XBB wave onwards (12 February 2023 to 17 December 2023).

Figure 3. Completeness of data in CH-SUR for influenza (A-B) and COVID-19 patients (C-D). The left panel shows the completeness of the following variables: death, ICU/IMCU stay, comorbidity, complication, reason for admission “because” or “with” COVID-19 and the classification between nosocomial or community acquired, and vaccination; the right panel shows the completeness of the REDCap CRF components.

Figure 4. Survey Assessment of CH-SUR Features and Extensions completed by CH-SUR stakeholders. This figure depicts participant responses regarding various aspects of CH-SUR: (A) Perceived importance of CH-SUR (N=45). (B) Perceived reliability of CH-SUR (N=45). (C) Adaptability of CH-SUR in different contexts (N=45). (D) Ease of use of CH-SUR (N=45). (E) Interest in adding Respiratory Syncytial Virus (RSV) monitoring to CH-SUR (N=13). (F) Interest in including monitoring for other diseases in CH-

437 SUR (N=19). Each pie chart represents the distribution of participant opinions on the specified feature
438 or potential extension of CH-SUR.

439

It is made available under a [CC-BY 4.0 International license](#) .

440

441

442

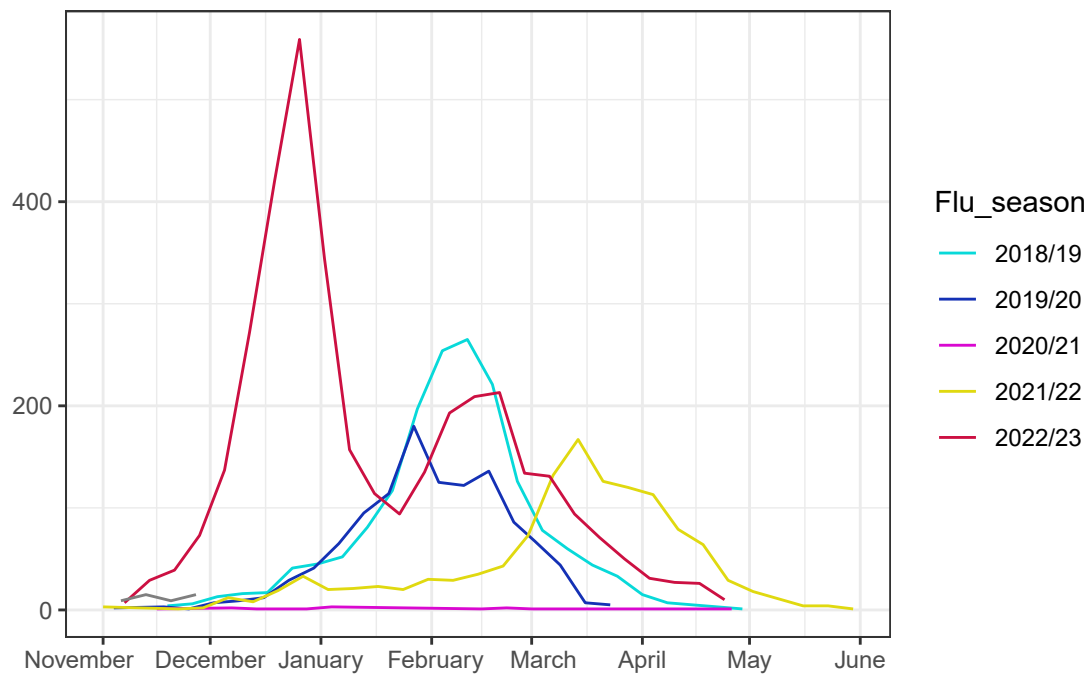
443

Figure 1

medRxiv preprint doi: <https://doi.org/10.1101/2024.09.18.24313869>; this version posted September 19, 2024. The copyright holder for this preprint (which was not certified by peer review) is the author/funder, who has granted medRxiv a license to display the preprint in perpetuity.

A

It is made available under a [CC-BY 4.0 International license](#) .
Hospitalised influenza cases per season in CH-SUR



B

Hospitalised COVID-19 cases over time in CH-SUR

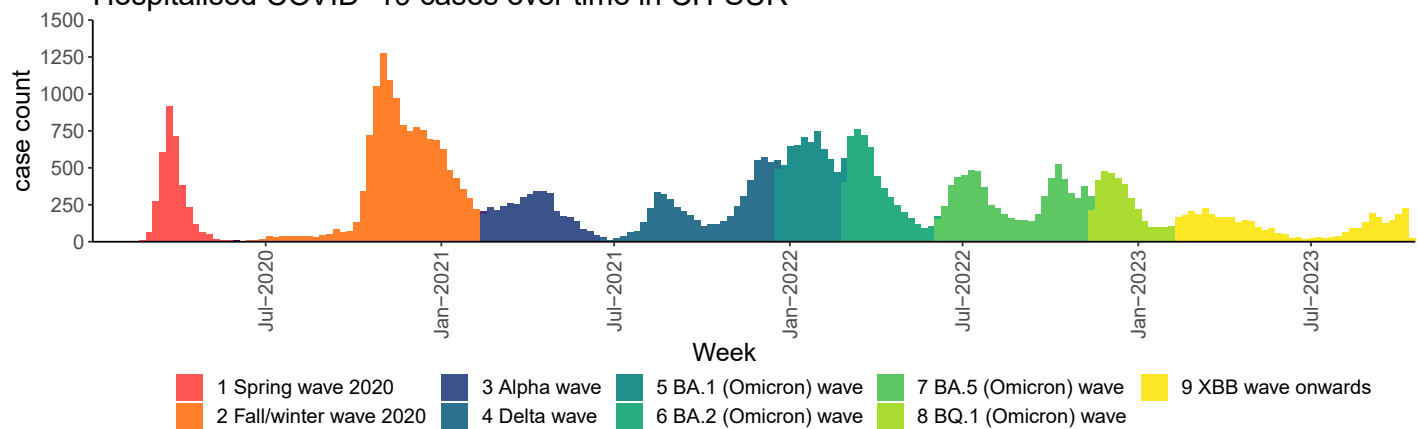


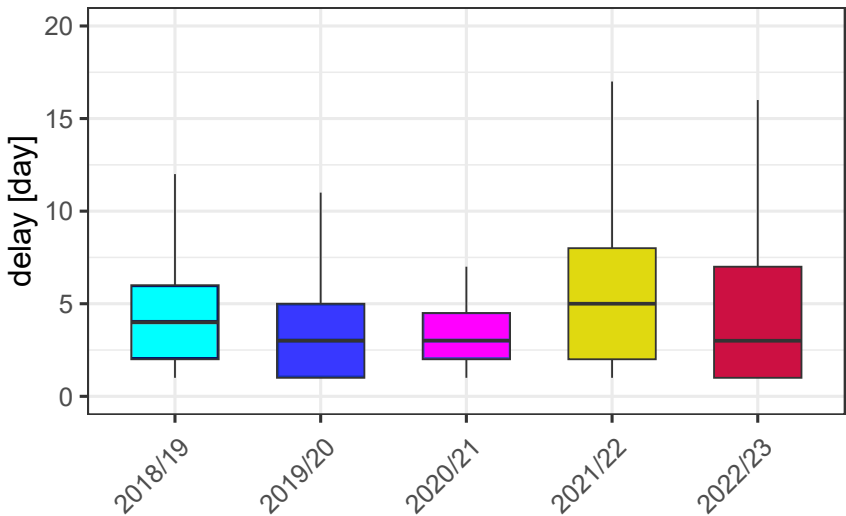
Figure 2

medRxiv preprint doi: <https://doi.org/10.1101/2024.09.18.24313869>; this version posted September 19, 2024. The copyright holder for this preprint (which was not certified by peer review) is the author/funder, who has granted medRxiv a license to display the preprint in perpetuity.

A

It is made available under a [CC-BY 4.0 International license](#).

Delay in influenza cases entry in CH-SUR



B

Delay in COVID-19 cases entry in CH-SUR

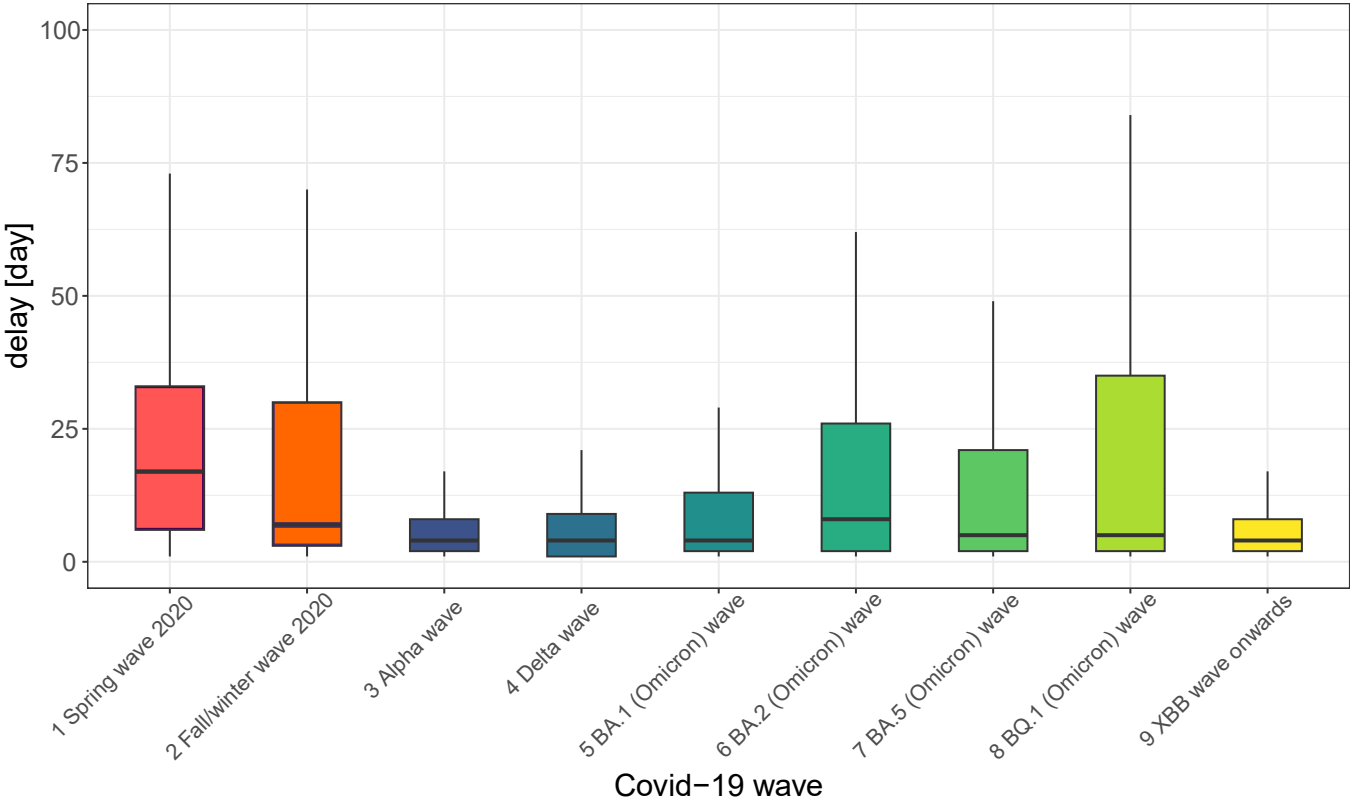


Figure 3

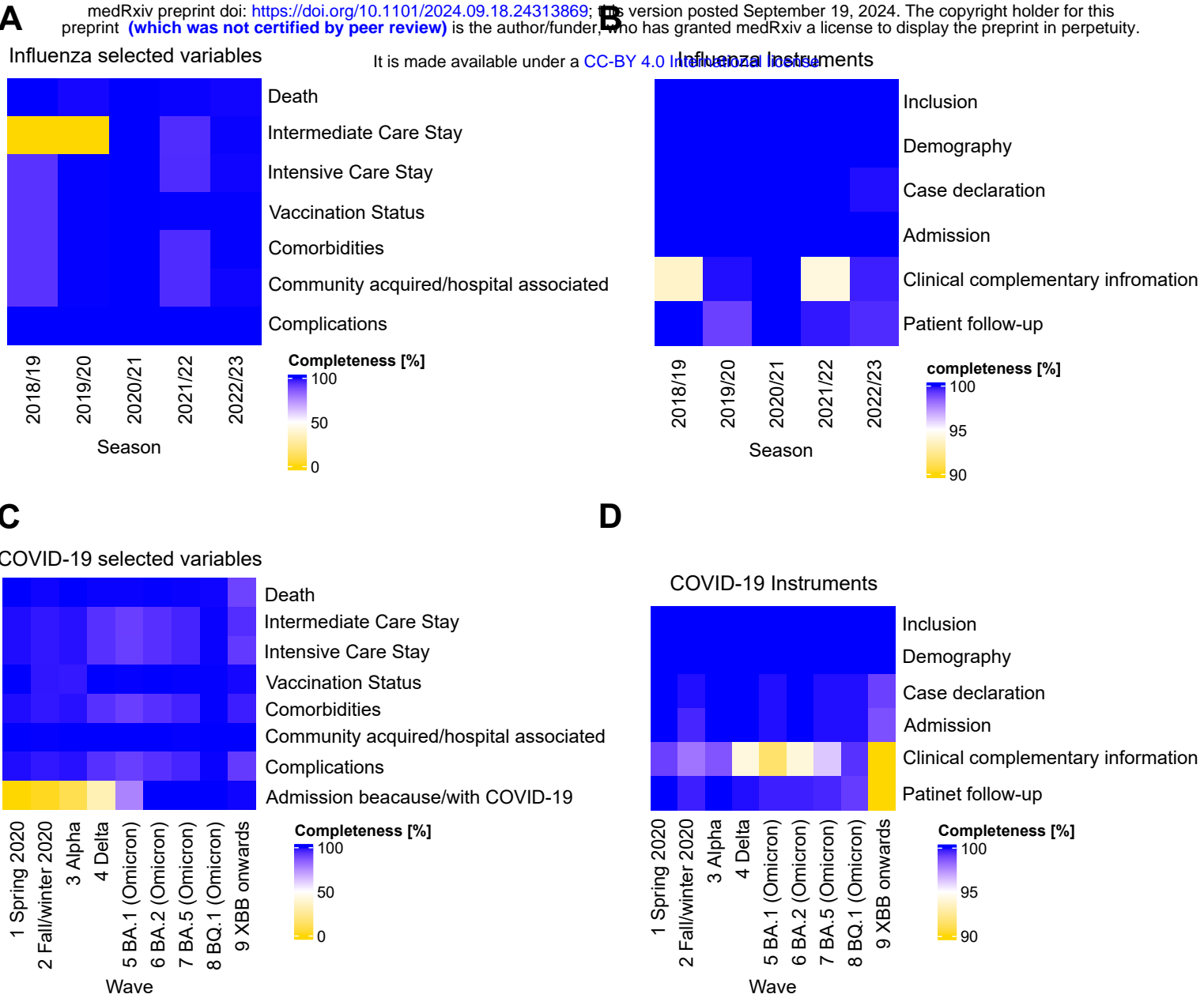
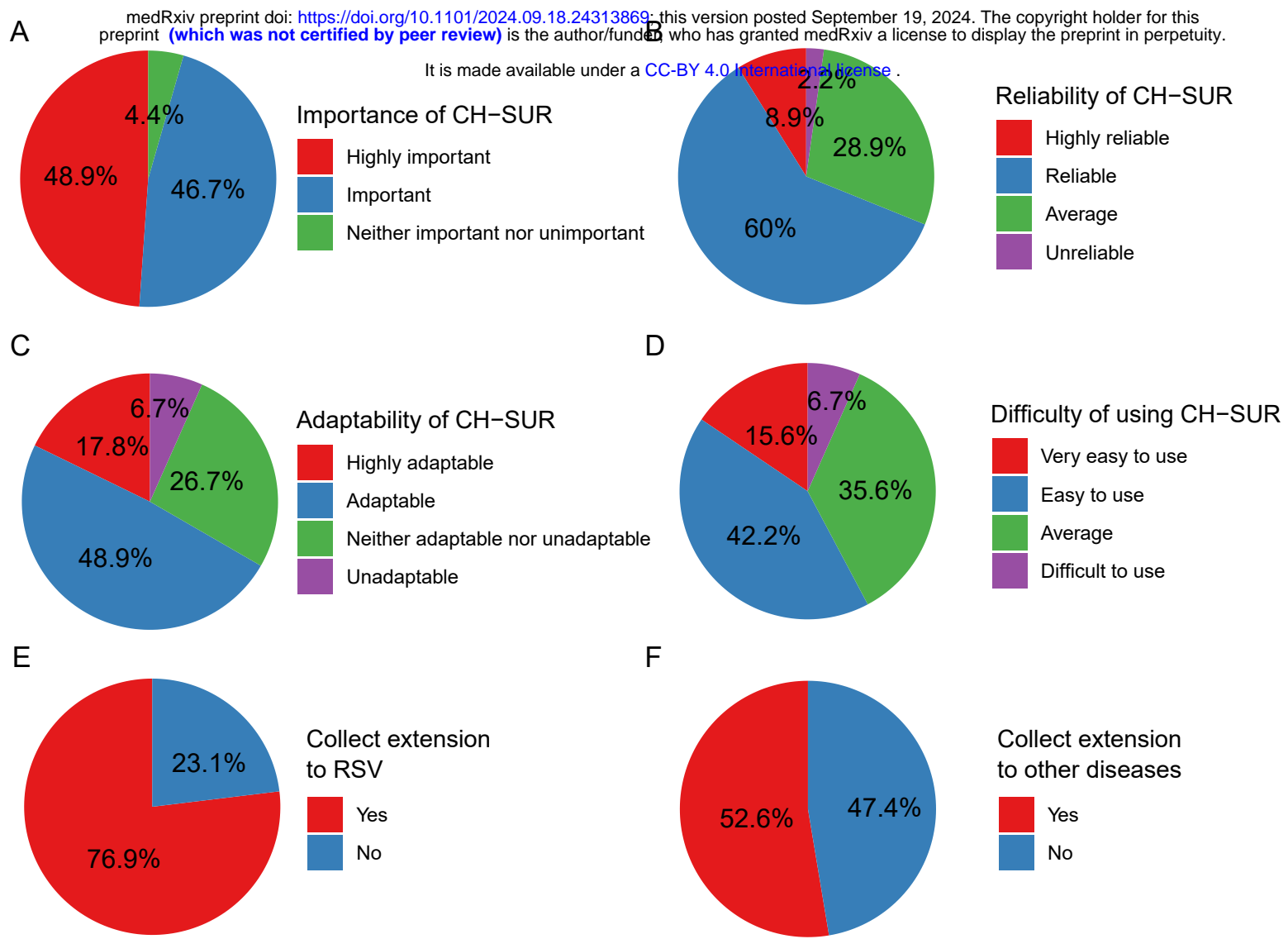
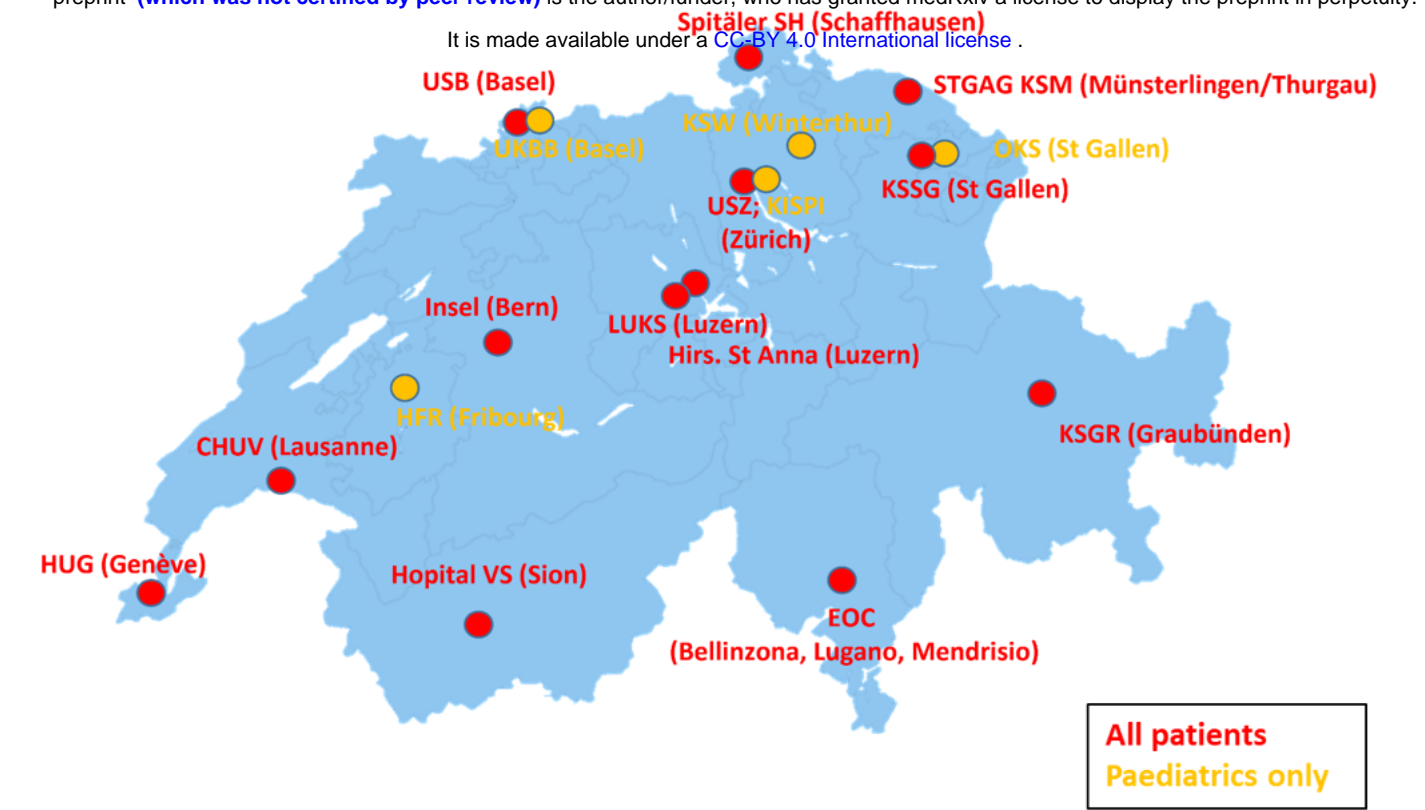


Figure4



Supplementary Figure 1

medRxiv preprint doi: <https://doi.org/10.1101/2024.09.18.24313869>; this version posted September 19, 2024. The copyright holder for this preprint (which was not certified by peer review) is the author/funder, who has granted medRxiv a license to display the preprint in perpetuity. It is made available under a CC-BY 4.0 International license.

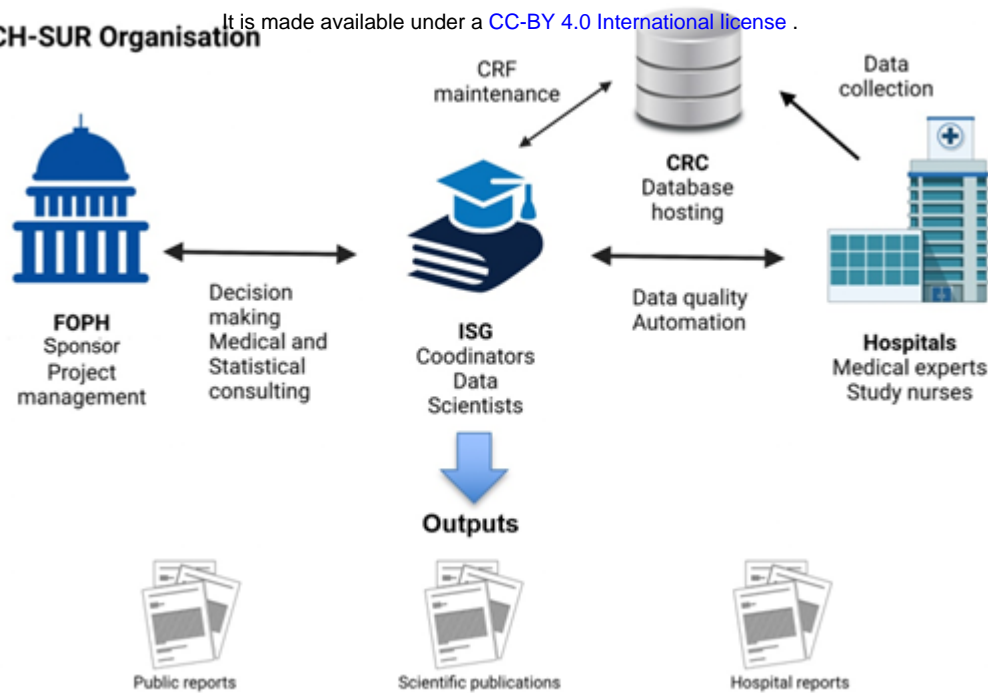


Supplementary Figure 2

medRxiv preprint doi: <https://doi.org/10.1101/2024.09.18.24313869>; this version posted September 19, 2024. The copyright holder for this preprint (which was not certified by peer review) is the author/funder, who has granted medRxiv a license to display the preprint in perpetuity.

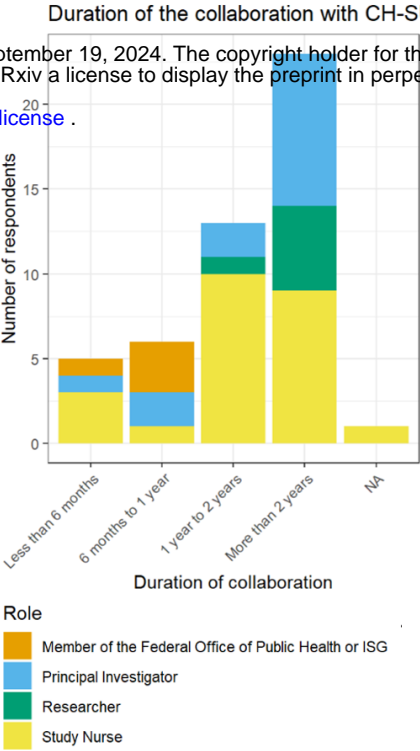
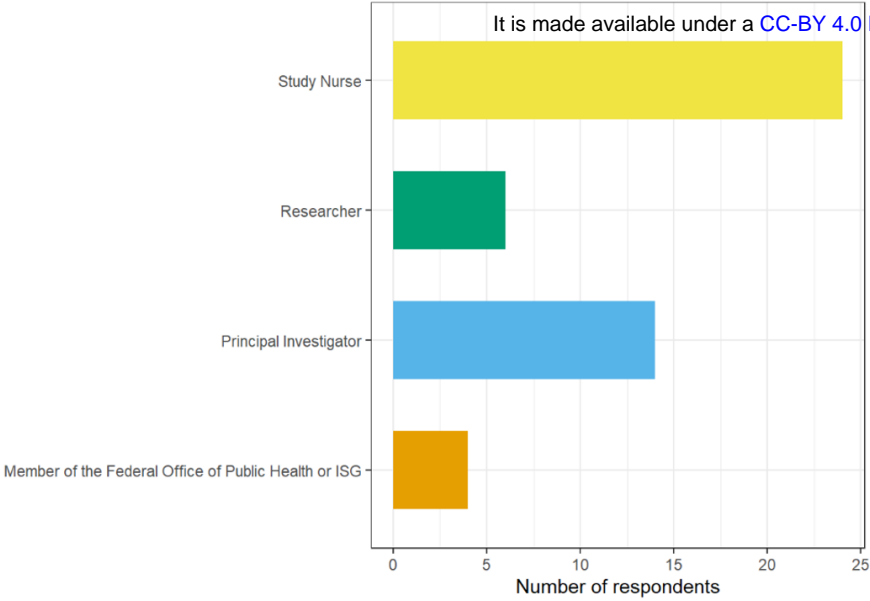
It is made available under a [CC-BY 4.0 International license](#).

CH-SUR Organisation



Supplementary Figure 3

medRxiv preprint doi: <https://doi.org/10.1101/2024.09.18.24313869>; this version posted September 19, 2024. The copyright holder for this preprint (which was not certified by peer review) is the author/funder, who has granted medRxiv a license to display the preprint in perpetuity. It is made available under a CC-BY 4.0 International license.

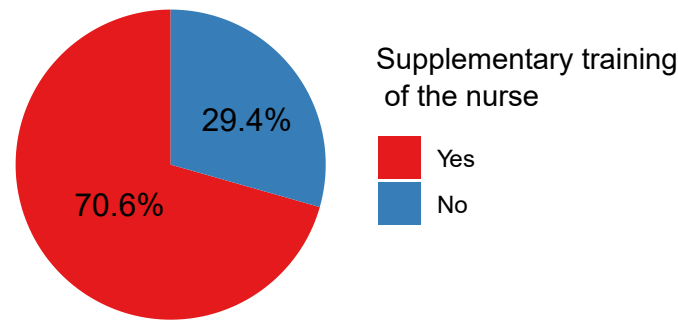


Supplementary Figure 4

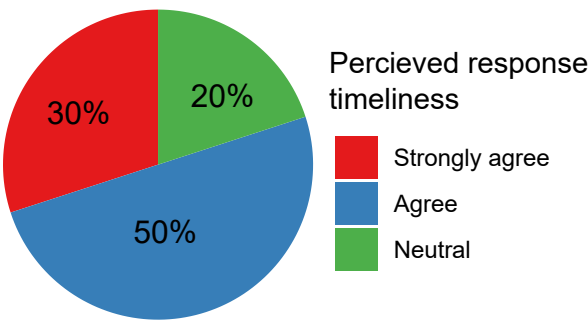
medRxiv preprint doi: <https://doi.org/10.1101/2024.09.18.24313869>; this version posted September 19, 2024. The copyright holder for this preprint (which was not certified by peer review) is the author/funder, who has granted medRxiv a license to display the preprint in perpetuity.

It is made available under a [CC-BY 4.0 International license](#).

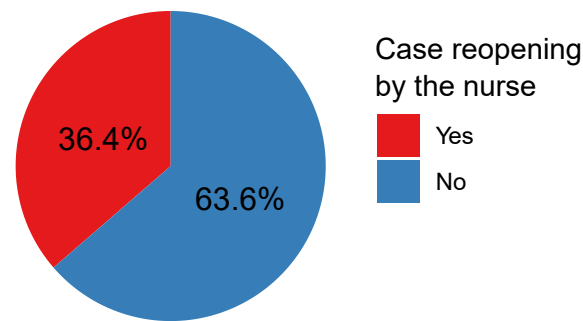
A



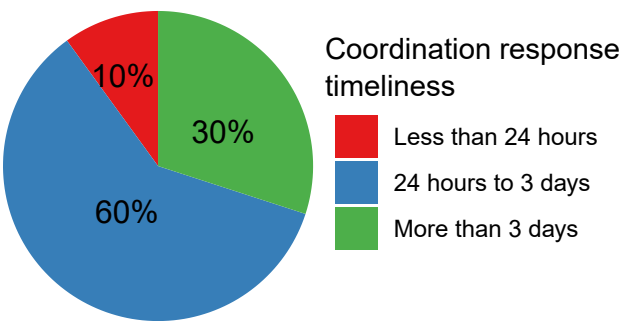
B



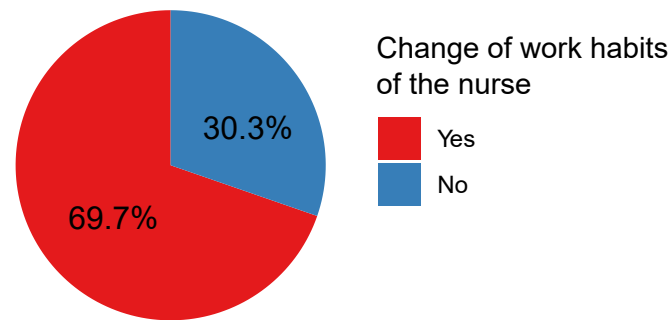
C



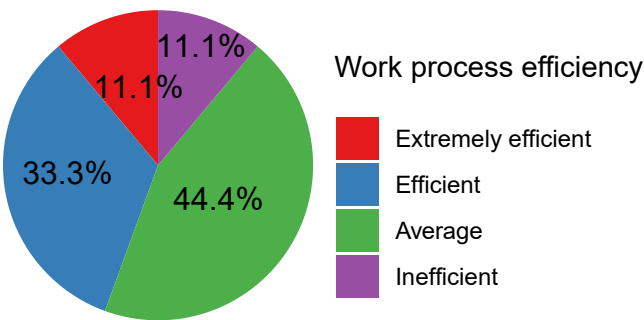
D



E



F



Supplementary Figure 5

medRxiv preprint doi: <https://doi.org/10.1101/2024.09.18.24313869>; this version posted September 19, 2024. The copyright holder for this preprint (which was not certified by peer review) is the author/funder, who has granted medRxiv a license to display the preprint in perpetuity.

It is made available under a [CC-BY 4.0 International license](#).

