

1 **Comparative Effectiveness of the mRNA-1273 and BNT162b2 COVID-19 Vaccines**
2 **Among Adults With Underlying Medical Conditions: A Systematic Literature Review**
3 **and Pairwise Meta-Analysis Using GRADE**

4 Xuan Wang,¹ Ankit Pahwa,² Mary T. Bausch-Jurken,³ Anushri Chitkara,² Pawana Sharma,⁴
5 Mia Malmenäs,¹ Sonam Vats,² Michael Gordon Whitfield,⁴ Kira Zhi Hua Lai,⁵ Priyadarsini
6 Dasari,⁶ Ritu Gupta,² Maria Nassim,⁷ Nicolas Van de Velde,³ Nathan Green,⁸ Ekkehard
7 Beck³

8 ¹ICON plc, Stockholm, Sweden; ²ICON plc, Bengaluru, India; ³Moderna, Inc., Cambridge,
9 MA, USA; ⁴ICON plc, London, United Kingdom; ⁵ICON plc, Toronto, ON, Canada; ⁶ICON
10 plc, Blue Bell, PA, USA; ⁷ICON plc, Langen, Germany; ⁸University College London,
11 London, United Kingdom

12 Corresponding Author: Ekkehard Beck, PhD

13 Moderna, Inc.

14 325 Binney St, Cambridge, MA 02142, USA

15 Email: Ekkehard.beck@modernatx.com

16 Phone: +49 151 68557928

17 Running title: Comparative COVID-19 Vaccine Effectiveness in Adults with
18 Medical Conditions

19 **ABSTRACT**

20 **Introduction:** This systematic literature review and pairwise meta-analysis evaluated the
21 comparative effectiveness of mRNA-1273 versus BNT162b in patients with at least one
22 underlying medical condition at high risk for severe COVID-19.

NOTE: This preprint reports new research that has not been certified by peer review and should not be used to guide clinical practice.

23 **Methods:** MEDLINE, Embase, and Cochrane databases were searched for relevant articles
24 from January 1, 2019 to February 9, 2024. Studies reporting effectiveness data from at least
25 two doses of mRNA-1273 and BNT162b2 vaccination in adults with medical conditions at
26 high risk of developing severe COVID-19 according to the US Centers for Disease Control
27 and Prevention were included. Outcomes of interest were SARS-CoV-2 infection (overall,
28 symptomatic, and severe), hospitalization due to COVID-19, and death due to COVID-19.
29 Risk ratios (RRs) were calculated with random effects models. Subgroup analyses by specific
30 medical conditions, number of vaccinations, age, and SARS-CoV-2 variant were conducted.
31 Heterogeneity between studies was estimated with chi-square testing. The certainty of
32 evidence was assessed using the Grading of Recommendations, Assessments, Development,
33 and Evaluations framework.

34 **Results:** Sixty-five observational studies capturing the original/ancestral-containing primary
35 series to Omicron-containing bivalent original-BA4-5 vaccinations were included in the
36 meta-analysis. mRNA-1273 was associated with significantly lower risk of SARS-CoV-2
37 infection (RR, 0.85 [95% CI, 0.79–0.92]; $I^2=92.5\%$), symptomatic SARS-CoV-2 infection
38 (RR, 0.75 [95% CI, 0.65–0.86]; $I^2=62.3\%$), severe SARS-CoV-2 infection (RR, 0.83 [95%
39 CI, 0.78–0.89]; $I^2=38.0\%$), hospitalization due to COVID-19 (RR, 0.88 [95% CI, 0.82–0.94];
40 $I^2=38.7\%$), and death due to COVID-19 (RR, 0.84 [95% CI, 0.76–0.93]; $I^2=1.3\%$) than
41 BNT162b2. Findings were generally consistent across subgroups. Evidence certainty was low
42 or very low because sufficiently powered randomized controlled trials are impractical in this
43 heterogeneous population.

44 **Conclusion:** Meta-analysis of 65 observational studies showed that vaccination with mRNA-
45 1273 was associated with a significantly lower risk of SARS-CoV-2 infection and COVID-

46 19-related hospitalization and death than BNT162b2 in patients with medical conditions at
47 high risk of severe COVID-19.

48 **Keywords:** BNT162b2; comorbidity; COVID-19; effectiveness; mRNA vaccine; mRNA-
49 1273; SARS-CoV-2; severe acute respiratory syndrome coronavirus 2

50

51 **Key Summary Points**

52 *Why carry out this study?*

53 More than 20% of the global population has a medical condition that increases their risk of
54 developing severe COVID-19.

55 Global and national health authorities recommend COVID-19 vaccination in populations with
56 underlying medical conditions to mitigate the risk of severe illness; however, limited data are
57 available to inform population-level policy and individual vaccination decisions.

58 *What was learned from the study?*

59 To support clinical decision-making regarding COVID-19 vaccination, this systematic
60 literature review and meta-analysis synthesized real-world effectiveness data to evaluate the
61 comparative effectiveness of mRNA-1273 versus BNT162b2 in adults with at least one
62 medical condition that increases the risk of developing severe COVID-19.

63 Vaccination with mRNA-1273 was associated with a significantly lower risk of SARS-CoV-
64 2 infections and COVID-19–associated hospitalization and death in patients at risk of
65 developing severe COVID-19 based on underlying medical conditions.

66 INTRODUCTION

67 Although immunity to COVID-19 acquired through vaccination or natural SARS-CoV-2
68 infection has reduced rates of severe disease in the general population [1,2], the risk of
69 COVID-19–associated morbidity and mortality in the post-pandemic setting remains high,
70 particularly in people with specific medical conditions [3]. An estimated 1.7 billion people
71 (22% of the global population) have at least one underlying medical condition, such as
72 chronic lung diseases, cancer, chronic kidney disease, diabetes, heart conditions, or solid
73 organ transplant, that increases their risk of developing severe COVID-19 [3,4]. Consistent
74 with these risks, the World Health Organization (WHO) considers adults with these
75 comorbidities to be a high priority group for COVID-19 vaccination [5].

76 The high efficacy and safety of the two mRNA vaccines developed against the ancestral
77 SARS-CoV-2 strain, mRNA-1273 (Spikevax[®]; Moderna, Inc., Cambridge, MA, USA) [6]
78 and BNT162b2 (Comirnaty[®]; Pfizer/BioNTech, New York, NY, USA/Mainz, Germany), [7]
79 were demonstrated in phase 3 randomized controlled trials (RCTs) [8,9]. While
80 immunocompromised individuals were excluded, the pivotal studies included participants
81 with some high-risk comorbidities, and demonstrated high efficacy in these populations
82 comparable to the healthy participants [8,9].

83 Although mRNA-1273 and BNT162b2 are both mRNA vaccines, their formulations differ in
84 the amount of mRNA encoding the spike protein (mRNA-1273, 100/50 mcg; BNT162b2, 30
85 mcg) as well as in the lipid nanoparticle delivery systems [6,7,10,11]. In real-world studies
86 differences in immunogenicity and effectiveness have been observed particularly in some
87 high-risk populations, such as older and immunocompromised individuals [12-14]. Real-
88 world effectiveness data are crucial to help inform vaccine selection and procurement

89 decisions for COVID-19 national immunization programs because comparative high quality
90 RCT evidence is lacking in the populations at greatest risk of severe COVID-19 disease.

91 Similar to seasonal influenza vaccination [15], COVID-19 vaccines are now updated
92 periodically [16]; regulators and policy makers no longer require RCT evidence for approval
93 of updated COVID-19 vaccines [17,18], and data from observational studies are increasingly
94 used to support policy [19]. Given differences across vaccine formulations, the prohibitive
95 number of people needed to enroll in potential RCTs designed for each high-risk group, and
96 the variability in SARS-CoV-2 variants that emerge and their impact on the burden of
97 disease, synthesis of effectiveness data using robust meta-analyses on the comparative
98 performance of the two major COVID-19 vaccines provides a means to inform the choice of
99 vaccine for future mRNA COVID-19 vaccination, particularly among vulnerable patient
100 populations.

101 We therefore conducted a systematic literature review (SLR) and pairwise meta-analysis to
102 compare the clinical effectiveness of mRNA-1273 versus BNT162b2 in adults with at least
103 one underlying medical condition predisposing them to developing severe COVID-19. Our
104 specific research question was “Following primary series vaccination and additional vaccine
105 doses, is mRNA-1273 more effective than BNT162b2 at preventing SARS-CoV-2 infections
106 and COVID-19–related hospitalizations and deaths in people with underlying medical
107 conditions?” To evaluate the certainty of evidence generated from our meta-analysis, we
108 employed the Grading of Recommendations, Assessments, Development, and Evaluations
109 (GRADE) framework [20] used by national immunization technical advisory groups
110 (NITAGs) to develop vaccine recommendations [21].

111 **METHODS**

112 **Search strategy and study selection**

113 This SLR and meta-analysis is registered in INPLASY (INPLASY202460065) and was
114 conducted according to the Preferred Reporting Items for Systematic Reviews and Meta-
115 Analyses 2020 framework [22]. Data are from previously conducted studies; no new studies
116 with human participants or animals were performed.

117 Embase, MEDLINE, MEDLINE In-Process, e-pubs ahead of print, and Cochrane databases,
118 including Cochrane Central Register of Controlled Trials and Cochrane Database of
119 Systematic Reviews, were searched via the Ovid platform to retrieve studies published from
120 January 1, 2019 to February 9, 2024. Search queries are provided in **Table S1**. To
121 complement the main search, previous SLRs completed by our research group [12,13] as well
122 as recently published SLRs were cross-checked for additional references [12,13,23-38].

123 The population, intervention, comparison, and outcomes used in the SLR are summarized in
124 **Table S2**. We focused this SLR on adults with medical conditions known to increase the risk
125 of developing severe COVID-19, a population considered to be a high priority group for
126 COVID-19 vaccination by WHO and national public health institutes such as the US Centers
127 for Disease Control and Prevention (CDC) and the European Centre for Disease Prevention
128 and Control [3,5,39]. We defined the target population by selecting comorbidities from the
129 list of medical conditions published by the CDC as those conferring elevated risk for
130 developing severe COVID-19 [3]: adults with autoimmune disease, solid tumors, solid organ
131 transplant, hematologic malignancies, chronic kidney disease with or without hemodialysis,
132 type 1 or 2 diabetes, cardiovascular disease, cerebrovascular disease, chronic liver disease,
133 neurologic disease, chronic respiratory disease, obesity, primary immunodeficiency
134 syndrome or described as immunocompromised. Published clinical trials and observational

135 studies reporting clinical effectiveness outcomes in adults ≥ 18 years of age with the
136 previously specified underlying medical conditions were eligible for inclusion in the SLR.

137 Only studies reporting data from participants who received mRNA-1273 or BNT162b2,
138 including variant-updated versions, were included. Homologous primary series with or
139 without homologous or heterologous additional doses where the last dose was mRNA-1273
140 or BNT162b2 were allowed (**Table S2**). Studies reporting data from heterologous 2-dose
141 vaccine regimens, comparing only mRNA-1273 or only BNT162b2 as the last dose of the
142 series versus another COVID-19 vaccine as the last dose, or comparing mRNA-1273 or
143 BNT162b2 primary series versus other COVID-19 vaccine primary series were excluded.

144 Clinical effectiveness outcomes of interest were those relevant to vaccine effectiveness (VE)
145 against COVID-19 as follows: SARS-CoV-2 infection, symptomatic SARS-CoV-2 infection,
146 severe SARS-CoV-2 infection, hospitalization due to COVID-19, and death due to COVID-
147 19. SARS-CoV-2 infections were symptomatic or asymptomatic and confirmed by a positive
148 laboratory test. Symptomatic infections were further defined as a positive test accompanied
149 by COVID-19 symptoms, including but not limited to fever, cough, shortness of breath,
150 sudden onset of anosmia or ageusia, and in some countries, runny nose. Severe SARS-CoV-2
151 infections were defined by individual studies; infections that resulted in hospitalization or
152 death were also considered to be severe infections for this analysis. Hospitalization due to
153 COVID-19 was defined as hospitalization associated with a positive SARS-CoV-2 test. Death
154 due to COVID-19 was defined as death associated with a positive SARS-CoV-2 test and no
155 other reported cause of death.

156 Additional rules used to determine study and data inclusion in the meta-analysis are provided
157 in the **Appendix – Supplementary Methods**.

158 Two independent reviewers screened all identified articles using a 2-level approach.
159 Discrepancies were resolved by consensus or a third reviewer. In level 1, titles and abstracts
160 were screened against the inclusion criteria. In level 2, the full texts of articles that passed
161 level 1 screening were retrieved and evaluated against selection criteria to determine final
162 eligibility.

163 **Data extraction and quality assessment**

164 Study design details, baseline patient and disease characteristics, vaccine intervention details,
165 and effectiveness endpoints were extracted. Data were extracted for single, specific medical
166 conditions if available; however, patients may have had other underlying comorbidities.
167 Original study authors were contacted during data abstraction to provide clarity or additional
168 data if needed.

169 Risk of bias was assessed in accordance with Cochrane review guidelines [40] using the
170 Newcastle-Ottawa Scale [41] for observational studies. The certainty of evidence for meta-
171 analysis results was evaluated based on GRADE [21].

172 **Statistical analysis**

173 Consistent with previous comparative effectiveness meta-analyses in immunocompromised
174 populations and older adults [12-14], we conducted a pairwise meta-analysis to compare
175 vaccination with mRNA-1273 to vaccination with BNT162b2 in patients with underlying
176 medical conditions. Only studies that reported the number of events and sample size, VE, or
177 other effect measures per arm and subgroup were included in the meta-analysis. Risk ratios
178 (RRs) were pooled across studies using random effects meta-analysis models. Individual
179 studies were weighted using the inverse variance method [42]. A continuity correction of 0.5
180 was added to the number of events and sample size in both arms in studies where no events
181 were observed in one or both arms [43]. A standard pairwise meta-analysis with RRs as the

182 input comparing mRNA-1273 to BNT162b2 was conducted [42,44,45]. Where available,
183 RRs were calculated from the number of events and sample size per arm, consistent with the
184 methodology of other recently conducted meta-analyses for COVID-19 vaccines [28,34]. For
185 studies that only reported VE, RR was estimated as $1 - (VE/100)$ based on the reported
186 definition of VE. Based on the assumption that all COVID-19 outcomes were rare [46,47],
187 odds ratio (OR), hazard ratio (HR), and incidence rate ratio (IRR) were considered to be
188 approximately equal to RR. The same approach was therefore taken for studies reporting OR,
189 HR, or IRR; RR was estimated as $(1 - OR) \times 100$, $(1 - HR) \times 100$, and $(1 - IRR) \times 100$. If a
190 study reported VE, OR, HR, or IRR both adjusted for covariates and unadjusted, adjusted
191 data were preferentially used in the meta-analysis.

192 Because the target population consists of patients who may have multiple comorbidities and
193 immunocompromising conditions, we primarily considered two populations: the broad at-risk
194 population of adults with at least one medical condition as previously specified and the very
195 high risk population of immunocompromised adults with medical conditions defined as
196 clinically extremely vulnerable (CEV) groups 1 or 2 [48]. Although limited by feasibility, for
197 comprehensiveness, we also conducted additional meta-analyses for specific groups and
198 medical conditions (cancer, cardiovascular-metabolic-renal disease, treatment with
199 immunosuppressive therapy) and individual comorbidities (autoimmune disease,
200 cardiovascular disease, chronic kidney disease, chronic respiratory disease, diabetes,
201 hematologic malignancy, solid organ transplant), which are presented in the **Appendix –**
202 **Supplemental Methods** with the definitions of the medical conditions.

203 Similar to seasonal influenza vaccination, multiple mRNA COVID-19 vaccine formulations
204 have been administered across pandemic and non-pandemic settings and COVID-19 vaccines
205 are also expected to be periodically updated to match circulating variants [49]. In order to

206 capture the variability of vaccine administration and updates over time, we performed
207 subgroup analyses for the primary populations to evaluate the comparative effectiveness of
208 mRNA-1273 versus BNT162b2 considering differences in dosing regimen (2 doses, ≥ 3 doses
209 overall, ≥ 4 doses), receipt of homologous versus heterologous vaccine (applicable for ≥ 3
210 dose series), age group (18–65 years), and SARS-CoV-2 variant status (Delta, Omicron).

211 If the SARS-CoV-2 variant was not reported or specified directly, variants were assumed to
212 be Delta from May 2021 (non-US studies) or June 2021 (US studies) through November
213 2021 and Omicron as of December 2021 based on the predominant variant circulating locally
214 when data were collected [50-52].

215 If there were fewer than two studies for a given outcome or subgroup, the results of the
216 corresponding analysis were not feasible.

217 Publication bias was assessed by visual examination of funnel plots and Egger's regression
218 test for asymmetry [53,54]. Heterogeneity across studies was evaluated using chi-square
219 testing [55], with the percentage of variation across studies estimated using the I^2 statistic
220 (scale, 0–100%; 0% indicates no evidence of heterogeneity). Results were summarized in
221 forest plots showing effect estimates and their 95% CIs. Meta-analyses were conducted in R
222 v4.3.1 using the packages meta [56] and metafor [57].

223 **RESULTS**

224 **Search results and included studies**

225 Of 3,814 articles screened, 68 were included in the SLR. Three studies were excluded from
226 the meta-analysis because of insufficient data [58], mixed series VE [59], and unclear vaccine
227 series with no clarification provided by authors [60], leaving 65 studies (all non-RCTs)
228 included in the meta-analysis of adults with at least one underlying medical condition. Forty-

229 five studies (all non-RCTs) of adults with CEV 1 or 2 conditions were included in the meta-
230 analysis.

231 The characteristics of the 65 studies included in the meta-analysis are summarized in **Table**

232 **1**. Overall, our meta-analysis included over 4.0 million patients who received mRNA-1273

233 and over 5.1 million patients who received BNT162b2. Eleven studies were industry-

234 sponsored [61-71]. More than half of the included studies were conducted in North America

235 (United States, n=36 [62-64,66,67,70-100]; Canada, n=2 [101,102]; Mexico, n=1 [103]).

236 Twenty-two studies involved European patients (Spain, n=9 [61,68,104-110]; Italy, n=5

237 [111-115]; Bulgaria, n=2 [116,117]; Austria, n=1 [118]; Greece, n=1 [119]; Netherlands, n=1

238 [120]; Sweden, n=1 [121], Switzerland, n=1 [65]; multicountry, n=1 [122]). One study each

239 was conducted in Qatar [69], Singapore [123], Taiwan [124], and in multiple countries [125].

240 Most studies involved patients with autoimmune disease (n=17) [63,65,74,76,80,85,87,91-

241 93,95,97,104,112,115,120,123]; with mixed conditions (n=8 [67,71,76,86,90,101,118,122]),

242 solid organ transplant (n=12 [64,72,81,88,99,100,105,106,111,119,121,124]), and chronic

243 kidney disease (n=9 [62,67-69,73,89,96,102,125]) also common among included studies.

244 Seven studies included populations with mixed cancer [64,70,75,78,83,84,94], with a further

245 8 studies including only patients with hematologic malignancies [64,70,76,98,107-110] and 5

246 studies including only patients with solid tumors [61,76,113,114,116]. Other medical

247 conditions included were immunocompromised patients (n=5) [64,66,67,76,77], diabetes

248 (n=5) [67,75,79,103,117], chronic respiratory disease (n=3) [67,75,116], cardiovascular

249 disease (n=3) [67,75,116], obesity [103], primary immunodeficiency syndrome [64], and

250 chronic liver disease (n=1) [82]. Most studies reported data from patients infected with the

251 Delta variant (n=19), with studies reporting Omicron infection data also comprising a

252 considerable proportion of the overall meta-analysis set (n=11). Risk of bias was not

253 evaluated in 7 studies because full texts were not published [65,71,75,81,90,97,125]. Of the

254 58 remaining evaluable studies, 33 (57%) had no serious risk of bias and 24 (41%) had
255 serious and 1 (2%) had very serious risk of bias (**Table S3**).

256 Meta-analysis results of the comparative effectiveness of mRNA-1273 and BNT162b2 in the
257 base-case are shown in **Figures 2–5** and in the subgroups of groups of medical conditions
258 and individual comorbidities in **Figures S1–S10**.

259 There was no suspected publication bias for any outcomes in the base-case populations,
260 except for possible publication bias for symptomatic SARS-CoV-2 infection in adults with
261 CEV 1 or 2 conditions (Egger’s regression test, $P < 0.05$).

262 **SARS-CoV-2 infection**

263 Meta-analysis of 52 studies reporting the SARS-CoV-2 infection outcome found that
264 vaccination with mRNA-1273 was associated with a significantly lower risk of SARS-CoV-2
265 infection compared with vaccination with BNT162b2 in adults with at least one underlying
266 medical condition (RR, 0.85 [95% CI, 0.79–0.92]; **Figure 2** and **Figure 3a**). There was
267 considerable heterogeneity between the studies ($I^2=92.5\%$).

268 In 38 studies reporting the SARS-CoV-2 infection outcome in adults with CEV 1 or 2
269 conditions, vaccination with mRNA-1273 was associated with a significantly lower risk of
270 SARS-CoV-2 infection compared with BNT162b2 (RR, 0.90 [95% CI, 0.84–0.97]; **Figure**
271 **4**). Between-study heterogeneity was estimated to be considerable ($I^2=80.2\%$).

272 The certainty of evidence in both primary meta-analyses was very low because of
273 inconsistency and indirectness arising from heterogeneous outcome definitions and the
274 composition of the populations analyzed; risk of bias also contributed to very low evidence
275 certainty in adults with CEV 1 or 2 conditions (**Table 2** and **Table 3**).

276 Subgroup meta-analyses of studies reporting SARS-CoV-2 infection by vaccine regimen, age
277 group, and SARS-CoV-2 variant were generally similar to the primary results in adults with
278 at least one underlying medical condition (**Figure 5a**) and in adults with CEV 1 or 2
279 conditions (**Figure 5b**). Trends towards reduced risk of SARS-CoV-2 infection among
280 patients who received mRNA-1273 versus BNT162b2 were observed across all of the
281 subgroups analyzed. In particular, mRNA-1273 was associated with a statistically significant
282 reduction in infection risk in both the SARS-CoV-2 Delta and Omicron variant subgroups in
283 adults with at least one underlying medical condition and CEV 1 and 2 conditions.

284 **Symptomatic SARS-CoV-2 infection**

285 A total of 11 studies reporting symptomatic SARS-CoV-2 infection were included in the
286 meta-analysis of adults with at least one underlying medical condition. In this population,
287 vaccination with mRNA-1273 was associated with a significantly lower risk of infection
288 compared with BNT162b2 (RR, 0.75 [95% CI, 0.65–0.86]; **Figure 2; Figure 3b**).
289 Heterogeneity between studies was estimated to be substantial ($I^2=62.3\%$).

290 Meta-analysis of 6 studies reporting data for adults with CEV 1 or 2 conditions found that
291 vaccination with mRNA-1273 was associated with a trend towards lower risk of symptomatic
292 infection compared with vaccination with BNT162b2 (RR, 0.83 [95% CI, 0.68–1.01]; **Figure**
293 **4**); however, this result was not statistically significant. There was substantial heterogeneity
294 between studies ($I^2=62.2\%$).

295 The certainty of evidence in both primary meta-analyses was low because only
296 nonrandomized studies were included, and because of indirectness resulting from
297 heterogeneity in the composition of the population of adults with at least one underlying
298 medical condition (**Table 2** and **Table 3**).

299 When analyzed by vaccine regimen, age group, and SARS-CoV-2 variant subgroups, trends
300 toward reduced risk of symptomatic SARS-CoV-2 infection with mRNA-1273 vaccination
301 versus BNT162b vaccination were observed in adults with at least one underlying medical
302 condition (**Figure 5a**) and in adults with CEV 1 or 2 conditions (**Figure 5b**). All subgroups
303 analyzed were consistent with the primary analyses, except for adults with CEV 1 or 2
304 conditions who received 2 doses (RR, 1.50 [95% CI, 0.63–3.56]; $I^2=56.7\%$).

305 **Severe SARS-CoV-2 infection**

306 Meta-analysis of 42 studies reporting the severe SARS-CoV-2 infection outcome found that
307 vaccination with mRNA-1273 was associated with a significantly lower risk of severe SARS-
308 CoV-2 infection compared with BNT162b2 in adults with at least one underlying medical
309 condition (RR, 0.83 [95% CI, 0.78–0.89]; **Figure 2** and **Figure 3c**). Heterogeneity was
310 estimated to likely be not important between studies ($I^2=38.0\%$).

311 Meta-analysis of 28 studies reporting the severe SARS-CoV-2 infection outcome in adults
312 with CEV 1 or 2 conditions found that vaccination with mRNA-1273 was associated with a
313 significantly lower risk of severe SARS-CoV-2 infection compared with vaccination with
314 BNT162b2 (RR, 0.81 [95% CI, 0.77–0.86]; **Figure 4**). No heterogeneity between the studies
315 was observed ($I^2=0\%$).

316 The certainty of evidence in both primary meta-analyses was very low because of risk of bias
317 and indirectness resulting primarily from heterogeneity in the composition of the populations
318 analyzed (**Table 2** and **Table 3**).

319 Subgroup meta-analyses of studies reporting severe SARS-CoV-2 infection by vaccine
320 regimen, age group, and SARS-CoV-2 variant were generally similar to the primary results in
321 adults with at least one underlying medical condition (**Figure 5a**) and in patients with CEV 1
322 or 2 conditions (**Figure 5b**). Trends towards reduced risk of severe SARS-CoV-2 infection

323 among patients who received mRNA-1273 versus BNT162b2 were observed in all of the
324 subgroups analyzed, including the Delta and Omicron variant subgroups.

325 **Hospitalization due to COVID-19**

326 Meta-analysis of 27 studies reporting hospitalization due to COVID-19 found that
327 vaccination with mRNA-1273 was associated with a significantly lower risk of
328 hospitalization compared with BNT162b2 in adults with at least one underlying medical
329 condition (RR, 0.88 [95% CI, 0.82–0.94]; **Figure 2** and **Figure 3d**). Heterogeneity between
330 studies was estimated to likely be not important ($I^2=38.7\%$).

331 In 22 studies reporting hospitalization due to COVID-19 in adults with CEV 1 or 2
332 conditions, vaccination with mRNA-1273 was associated with a significantly lower risk of
333 hospitalization compared with BNT162b2 (RR, 0.84 [95% CI, 0.79–0.89]; **Figure 4**). No
334 heterogeneity between studies was observed ($I^2=0\%$).

335 The certainty of evidence in both primary meta-analyses was very low because of risk of bias
336 and indirectness resulting primarily from heterogeneity in the composition of the population
337 analyzed (**Table 2** and **Table 3**).

338 Results from subgroup meta-analyses of studies reporting hospitalization due to COVID-19
339 by vaccine regimen, age group, and SARS-CoV-2 variant were generally similar to the
340 primary results in adults with at least one underlying medical condition (**Figure 5a**) and in
341 adults with CEV 1 or 2 conditions (**Figure 5b**). Trends towards reduced risk of
342 hospitalization among patients who received mRNA-1273 versus BNT162b2 were observed
343 across all of the subgroups analyzed, including the Delta and Omicron SARS-CoV-2 variant
344 subgroups.

345 **Death due to COVID-19**

346 Meta-analysis of 21 studies reporting the death due to COVID-19 outcome found that
347 vaccination with mRNA-1273 was associated with a significantly lower risk of death due to
348 COVID-19 compared with vaccination with BNT162b2 in adults with at least one underlying
349 medical condition (RR, 0.84 [95% CI, 0.76–0.93]; **Figure 2** and **Figure 3e**). Heterogeneity
350 between studies was estimated to likely be not important ($I^2=1.3\%$).

351 In 13 studies reporting death due to COVID-19 in adults with CEV 1 or 2 conditions,
352 vaccination with mRNA-1273 was associated with a significantly lower risk of death due to
353 COVID-19 compared with BNT162b2 (RR, 0.68 [95% CI, 0.50–0.91]; **Figure 4**). No
354 heterogeneity between studies was observed ($I^2=0\%$).

355 The certainty of evidence in both primary meta-analyses was very low because of risk of bias,
356 imprecision, and indirectness resulting primarily from the heterogeneity in the composition of
357 the populations analyzed (**Table 2** and **Table 3**).

358 When analyzed by vaccine regimen, age group, and SARS-CoV-2 variant subgroups, trends
359 toward reduced risk of death due to COVID-19 with mRNA-1273 vaccination versus
360 BNT162b vaccination were observed in adults with at least one underlying medical condition
361 (**Figure 5a**) and in adults with CEV 1 or 2 conditions (**Figure 5b**). All subgroups analyzed,
362 including the Delta and Omicron SARS-CoV-2 variant subgroups were consistent with the
363 primary analyses, except in adults with at least one underlying medical condition who
364 received ≥ 3 heterologous vaccine doses (RR, 1.05 [95% CI, 0.35–3.18]; $I^2=23.8\%$).

365

366 **DISCUSSION**

367 In this meta-analysis of 65 studies comprising more than 9 million vaccinated adults with at
368 least one underlying medical condition putting them at risk for developing severe COVID-19,

369 we found that vaccination with mRNA-1273 was associated with a significantly lower risk of
370 asymptomatic and symptomatic SARS-CoV-2 infections, severe SARS-CoV-2 infection,
371 hospitalization due to COVID-19, and death due to COVID-19 compared with BNT162b2.
372 Our meta-analysis also consistently demonstrated across dosing regimens and in
373 immunocompromised patients and population subgroups with selected high-risk
374 comorbidities that vaccination with mRNA-1273 led to improved outcomes. The observed
375 trend, that the benefit associated with mRNA-1273 vaccination compared with BNT162b2
376 vaccination in reducing the risk of the severe COVID-19 outcomes (severe SARS-CoV-2
377 infection, hospitalization due to COVID-19, and death due to COVID-19) was higher among
378 adults with CEV groups 1 or 2 conditions than the larger overall population of adults with at
379 least one underlying medical condition, suggests that the importance of choice of mRNA
380 vaccine increases with the severity of the underlying conditions. For the
381 immunocompromised population (ie, adults with CEV 1 and 2 conditions), the findings of
382 our meta-analysis confirm results of a previous GRADE meta-analysis in the same population
383 which primarily considered studies on the primary vaccine series [12], as well as the findings
384 of a GRADE meta-analysis in the vulnerable population of older adults, many of whom are
385 likely to have similar comorbidities [4,13]. As it would be impracticable to generate
386 comparative RCT evidence for mRNA-1273 versus BNT162b2 in the heterogeneous
387 population of patients with medical conditions and in particular immunocompromised
388 patients, SLR and GRADE meta-analysis of observational studies represents the most robust
389 source of information [126] for decision makers in the vaccine ecosystem helping to protect
390 patients with underlying medical conditions against severe COVID-19.

391 Patients at high risk for developing severe COVID-19 illness based on their medical history
392 may have more than one underlying medical condition influencing risk, as has been
393 recognized in previous estimates of the global at-risk population [4]. Because no assumptions

394 were made about a single primary medical condition in the populations of our primary
395 analyses, our finding that vaccination with mRNA-1273 was associated with reduced risk of
396 severe COVID-19 in adults with at least one underlying medical condition and patients who
397 are immunocompromised is relevant also to patients who may have multiple and varied
398 comorbidities. Interpreting results for patient subgroups defined by groups of medical
399 conditions and individual diseases is challenging because smaller sample sizes and disease-
400 specific factors (eg, use of immunosuppressive medications in some patients with
401 autoimmune disease) may mask differences in VE between COVID-19 mRNA vaccines.

402 We observed a considerable amount of heterogeneity between studies for the SARS-CoV-2
403 infection and symptomatic SARS-CoV-2 infection outcomes but not important or no
404 heterogeneity for the severe SARS-CoV-2 infection, hospitalization due to COVID-19, and
405 death due to COVID-19 outcomes. The observed heterogeneity in this meta-analysis also
406 occurred to a lesser extent than in the previous meta-analyses of Kavikondala, et al [13] and
407 Wang, et al [12]. Among the factors that may be driving the observed heterogeneity between
408 studies are differences in study populations, statistical approaches employed, outcome
409 definitions (eg, for severe COVID-19), the post-vaccination timepoints analyzed, and
410 vaccination schedules. Subgroup analyses to account for differences in age, dosing regimens,
411 and SARS-CoV-2 variants did not reduce the observed heterogeneity. However, the extensive
412 subgroup analyses conducted were consistent with the primary results and thus confirm the
413 robustness of our main findings.

414 At the current stage of the COVID-19 pandemic, in which there are high levels of immunity
415 in the general population and with Omicron being the predominant circulating SARS-CoV-2
416 variant [1,2], the public health focus has shifted to preventing severe COVID-19 in
417 vulnerable populations through vaccination [5]. In our Omicron subgroup analysis, there was

418 a statistically significant reduction in risk favoring mRNA-1273 for overall, symptomatic,
419 and severe SARS-CoV-2 infection outcomes in adults with at least one underlying medical
420 condition and overall SARS-CoV-2 infection and hospitalization due to COVID-19 in adults
421 with CEV 1 or 2 conditions. All remaining outcomes, except for symptomatic SARS-CoV-2
422 infection in adults with CEV 1 or 2 conditions, for which no studies were reported,
423 numerically favored mRNA-1273 over BNT162b2 for the Omicron subgroup. The latter
424 findings could be attributed to relatively small numbers of studies included in the meta-
425 analysis of the Omicron subgroup, especially for severe events, and the heterogeneity of the
426 target population. As data are still accumulating in the Omicron setting, statistically
427 significant differences in VE may become apparent. However, the Omicron subgroup
428 analysis confirms the overall findings of the main analysis, and thus suggests applicability of
429 the findings of this meta-analysis for current and future vaccine decision-making.

430 A key limitation of our study is that no RCTs or head-to-head trials were identified for
431 inclusion in our evidence synthesis. Our meta-analysis was based on observational studies,
432 which are considered in the hierarchy of evidence to be of lower quality, resulting in a low
433 level of certainty per GRADE. While all of the included studies were observational and
434 considered to have some risk of bias, approximately half of the studies were considered to
435 have a serious risk of bias or reported insufficient information to evaluate risk of bias,
436 limiting the feasibility of sensitivity analyses. However, we conducted several subgroup
437 analyses and found that estimates of VE were consistent with the primary analyses across all
438 COVID-19 outcomes studied. Availability of higher quality observational studies would
439 further add to the evidence on comparative COVID-19 VE. Many of the studies identified for
440 this meta-analysis did not specify the SARS-CoV-2 variant reported, or authors defined
441 variants differently. For example, Hernandez et al, reported data for Alpha, Delta, and
442 Omicron SARS-CoV-2 infections [61] and Pinana et al, reported data for Delta SARS-CoV-2

443 infections only [107], despite the studies having been conducted in the same countries and
444 during similar time periods. Most studies reported data from all vaccinated patients; however,
445 some studies considered all infected and vaccinated patients, further contributing to the
446 heterogeneity of the meta-analysis population. Finally, patients may have had multiple
447 medical conditions, which makes interpreting the results presented in the **Supplementary**
448 **Material** in patients grouped by medical conditions challenging.

449 The primary strength of our evidence synthesis is that it is, to our knowledge, the first meta-
450 analysis to provide comparative effectiveness results for the two available COVID-19 mRNA
451 vaccines in adults with underlying medical conditions at high risk for developing severe
452 COVID-19 disease across original/ancestral-containing primary series and booster
453 vaccination up until and including Omicron-containing bivalent original/B4-5 mRNA
454 vaccines. We used broad search terms and robust SLR methodology. By searching the
455 MEDLINE, Embase and Cochrane databases and crosschecking results with other previously
456 published SLRs and meta-analyses, we developed a global analysis population of patients
457 from different stages of the pandemic with multiple high-risk medical conditions represented.
458 Original study authors were contacted to provide clarification on published data where
459 necessary, enhancing the quality of data included in our analysis. Of all the base-case meta-
460 analyses tested, publication bias was only suspected in adults with CEV 1 and 2 conditions
461 for the symptomatic SARS-CoV-2 outcome, further increasing the strength of our study. In
462 addition, using advanced meta-analysis methodology applied in other meta-analyses of
463 COVID-19 vaccination [28,34] allowed inclusion of both studies reporting event and
464 participant numbers by vaccine arm as well as studies reporting only VE. Notably, due to the
465 lack of head-to-head data, our use of observational studies reporting VE data for each vaccine
466 to compare VE between the two COVID-19 mRNA vaccines is supported by a similar
467 analysis by the CDC Influenza Division [127].

468 In conclusion, vaccination with mRNA-1273 was associated with significantly lower risks of
469 SARS-CoV-2 infection and severe COVID-19 illness in patients with underlying medical
470 conditions, including those classified as immunocompromised, compared to BNT162b2.
471 Findings were consistent across vaccine regimen, age group, and Delta and Omicron SARS-
472 CoV-2 variants, as well as across patients with cancer, patients with cardiovascular,
473 metabolic, and renal conditions, and patients receiving immunosuppressive drugs. In the
474 absence of RCTs evaluating head-to-head VE, synthesized comparative effectiveness data
475 provide the highest ranked evidence [126] that may guide the choice of COVID-19 vaccines
476 for individual patients and support population-level strategies designed to prevent severe
477 disease in high-risk populations.

478 **Author Contributions**

479 XW, AP, MTB-J, MM, and EB designed and performed the systematic literature review and
480 meta-analysis and critically evaluated the manuscript. PS, SV, RG, and MN performed the
481 systematic literature review and critically evaluated the manuscript. AG, MGW, KZHL, PD,
482 and NG conducted the analysis and critically evaluated the manuscript. MTB-J, NVdV, and
483 EB conceptualized the article and provided oversight and critical evaluation of the
484 manuscript. All authors contributed to the article and approved the submitted version.

485 **Acknowledgments**

486 Writing assistance was provided by Erin McClure, PhD, and Sheri Arndt, PharmD, of ICON
487 (Blue Bell, PA, USA) in accordance with Good Publication Practice (GPP 2022) guidelines,
488 funded by Moderna, Inc., and under the direction of the authors.

489 **Data Sharing Statement**

490 All original data generated or analyzed in this study are included in this article/as
491 Supplementary Material. Further inquiries can be directed to the corresponding author.

492 **Conflicts of Interest**

493 XW, AP, AC, PS, MM, SV, MGW, KZHL, PD, RG, and MN are employees of ICON plc, a
494 clinical research organization paid by Moderna, Inc., to conduct the study. NG is an
495 independent consultant employed at University College of London, and was paid by
496 Moderna, Inc. to conduct aspects of the study. MTB-J, NVdV, and EB are employees of
497 Moderna, Inc., and hold stock/stock options in the company. Authors employed by Moderna,
498 Inc. were involved in the study design, analysis and interpretation of data, the writing of the
499 manuscript, and the decision to submit the manuscript for publication.

500

501 **REFERENCES**

- 502 1. Arora RK, Joseph A, Van Wyk J, et al. SeroTracker: a global SARS-CoV-2
503 seroprevalence dashboard. *Lancet Infect Dis.* 2021;21:e75-e6.
- 504 2. World Health Organization (WHO). Statement on the fifteenth meeting of the IHR
505 (2005) Emergency Committee on the COVID-19 pandemic. Available at:
506 [https://www.who.int/news/item/05-05-2023-statement-on-the-fifteenth-meeting-of-](https://www.who.int/news/item/05-05-2023-statement-on-the-fifteenth-meeting-of-the-international-health-regulations-(2005)-emergency-committee-regarding-the-coronavirus-disease-(covid-19)-pandemic?adgroupsurvey=%7Badgroupsurvey%7D&gclid=EAiaIQobChMI4Ojtsdbe_gIVjQRyCh07igt4EAAYASACEgJ9pfD_BwE&fbclid=IwAR2M8EAYiSrAodhK9p-X582nHkP2AigpSX8pYIsLsPwqYh4SG26RGokGe7E)
507 [the-international-health-regulations-\(2005\)-emergency-committee-regarding-the-](https://www.who.int/news/item/05-05-2023-statement-on-the-fifteenth-meeting-of-the-international-health-regulations-(2005)-emergency-committee-regarding-the-coronavirus-disease-(covid-19)-pandemic?adgroupsurvey=%7Badgroupsurvey%7D&gclid=EAiaIQobChMI4Ojtsdbe_gIVjQRyCh07igt4EAAYASACEgJ9pfD_BwE&fbclid=IwAR2M8EAYiSrAodhK9p-X582nHkP2AigpSX8pYIsLsPwqYh4SG26RGokGe7E)
508 [coronavirus-disease-\(covid-19\)-](https://www.who.int/news/item/05-05-2023-statement-on-the-fifteenth-meeting-of-the-international-health-regulations-(2005)-emergency-committee-regarding-the-coronavirus-disease-(covid-19)-pandemic?adgroupsurvey=%7Badgroupsurvey%7D&gclid=EAiaIQobChMI4Ojtsdbe_gIVjQRyCh07igt4EAAYASACEgJ9pfD_BwE&fbclid=IwAR2M8EAYiSrAodhK9p-X582nHkP2AigpSX8pYIsLsPwqYh4SG26RGokGe7E)
509 [pandemic?adgroupsurvey=%7Badgroupsurvey%7D&gclid=EAiaIQobChMI4Ojtsdbe](https://www.who.int/news/item/05-05-2023-statement-on-the-fifteenth-meeting-of-the-international-health-regulations-(2005)-emergency-committee-regarding-the-coronavirus-disease-(covid-19)-pandemic?adgroupsurvey=%7Badgroupsurvey%7D&gclid=EAiaIQobChMI4Ojtsdbe_gIVjQRyCh07igt4EAAYASACEgJ9pfD_BwE&fbclid=IwAR2M8EAYiSrAodhK9p-X582nHkP2AigpSX8pYIsLsPwqYh4SG26RGokGe7E)
510 [_gIVjQRyCh07igt4EAAYASACEgJ9pfD_BwE&fbclid=IwAR2M8EAYiSrAodhK9p](https://www.who.int/news/item/05-05-2023-statement-on-the-fifteenth-meeting-of-the-international-health-regulations-(2005)-emergency-committee-regarding-the-coronavirus-disease-(covid-19)-pandemic?adgroupsurvey=%7Badgroupsurvey%7D&gclid=EAiaIQobChMI4Ojtsdbe_gIVjQRyCh07igt4EAAYASACEgJ9pfD_BwE&fbclid=IwAR2M8EAYiSrAodhK9p-X582nHkP2AigpSX8pYIsLsPwqYh4SG26RGokGe7E)
511 [-X582nHkP2AigpSX8pYIsLsPwqYh4SG26RGokGe7E](https://www.who.int/news/item/05-05-2023-statement-on-the-fifteenth-meeting-of-the-international-health-regulations-(2005)-emergency-committee-regarding-the-coronavirus-disease-(covid-19)-pandemic?adgroupsurvey=%7Badgroupsurvey%7D&gclid=EAiaIQobChMI4Ojtsdbe_gIVjQRyCh07igt4EAAYASACEgJ9pfD_BwE&fbclid=IwAR2M8EAYiSrAodhK9p-X582nHkP2AigpSX8pYIsLsPwqYh4SG26RGokGe7E). Accessed July 5, 2024.
- 512 3. Centers for Disease Control and Prevention. Underlying conditions and the higher risk
513 for severe COVID-19. Available at: [https://www.cdc.gov/covid/hcp/clinical-](https://www.cdc.gov/covid/hcp/clinical-care/underlying-conditions.html?CDC_AAref_Val=https://www.cdc.gov/coronavirus/2019-ncov/hcp/clinical-care/underlyingconditions.html)
514 [care/underlying-](https://www.cdc.gov/covid/hcp/clinical-care/underlying-conditions.html?CDC_AAref_Val=https://www.cdc.gov/coronavirus/2019-ncov/hcp/clinical-care/underlyingconditions.html)
515 [conditions.html?CDC_AAref_Val=https://www.cdc.gov/coronavirus/2019-](https://www.cdc.gov/covid/hcp/clinical-care/underlying-conditions.html?CDC_AAref_Val=https://www.cdc.gov/coronavirus/2019-ncov/hcp/clinical-care/underlyingconditions.html)
516 [ncov/hcp/clinical-care/underlyingconditions.html](https://www.cdc.gov/covid/hcp/clinical-care/underlying-conditions.html?CDC_AAref_Val=https://www.cdc.gov/coronavirus/2019-ncov/hcp/clinical-care/underlyingconditions.html). Accessed July 30, 2024.
- 517 4. Clark A, Jit M, Warren-Gash C, et al. Global, regional, and national estimates of the
518 population at increased risk of severe COVID-19 due to underlying health conditions
519 in 2020: a modelling study. *Lancet Glob Health.* 2020;8:e1003-e17.
- 520 5. World Health Organization (WHO). WHO roadmap on uses of COVID-19 vaccines
521 in the context of Omicron and high population immunity. Available at:
522 [https://iris.who.int/bitstream/handle/10665/373987/WHO-2019-nCoV-Vaccines-](https://iris.who.int/bitstream/handle/10665/373987/WHO-2019-nCoV-Vaccines-SAGE-Prioritization-2023.2-eng.pdf?sequence=1)
523 [SAGE-Prioritization-2023.2-eng.pdf?sequence=1](https://iris.who.int/bitstream/handle/10665/373987/WHO-2019-nCoV-Vaccines-SAGE-Prioritization-2023.2-eng.pdf?sequence=1). Accessed June 18, 2024.
- 524 6. Spikevax (mRNA-1273). Full Prescribing Information, Moderna, Inc., Cambridge,
525 MA, 2022.

- 526 7. Comirnaty (BNT162b2). Full Prescribing Information, Pfizer/BioNTech, New York,
527 NY, 2022.
- 528 8. Baden LR, El Sahly HM, Essink B, et al. Efficacy and safety of the mRNA-1273
529 SARS-CoV-2 vaccine. *N Engl J Med.* 2021;384:403-16.
- 530 9. Polack FP, Thomas SJ, Kitchin N, et al. Safety and efficacy of the BNT162b2 mRNA
531 COVID-19 vaccine. *N Engl J Med.* 2020;383:2603-15.
- 532 10. Cari L, Naghavi Alhosseini M, Mencacci A, Migliorati G, Nocentini G. Differences
533 in the expression levels of SARS-CoV-2 spike protein in cells treated with mRNA-
534 based COVID-19 vaccines: a study on vaccines from the real world. *Vaccines (Basel).*
535 2023;11:879.
- 536 11. Zhang L, More KR, Ojha A, et al. Effect of mRNA-LNP components of two globally-
537 marketed COVID-19 vaccines on efficacy and stability. *NPJ Vaccines.* 2023;8:156.
- 538 12. Wang X, Haeussler K, Spellman A, et al. Comparative effectiveness of mRNA-1273
539 and BNT162b2 COVID-19 vaccines in immunocompromised individuals: a
540 systematic review and meta-analysis using the GRADE framework. *Front Immunol.*
541 2023;14:1204831.
- 542 13. Kavikondala S, Haeussler K, Wang X, et al. Comparative effectiveness of mRNA-
543 1273 and BNT162b2 COVID-19 vaccines among older adults: systematic literature
544 review and meta-analysis using the GRADE framework. *Infect Dis Ther.*
545 2024;13:779-811.
- 546 14. Kavikondala S, Haeussler K, Wang X, et al. Immunogenicity of mRNA-1273 and
547 BNT162b2 in immunocompromised patients: systematic review and meta-analysis
548 using GRADE. *Infect Dis Ther.* 2024;13:1419-38.
- 549 15. Nafziger AN, Pratt DS. Seasonal influenza vaccination and technologies. *J Clin*
550 *Pharmacol.* 2014;54:719-31.

- 551 16. Centers for Disease Control and Prevention. CDC recommends updated 2024-2025
552 COVID-19 and flu vaccines for fall/winter virus season. Available at:
553 <https://www.cdc.gov/media/releases/2024/s-t0627-vaccine-recommendations.html>.
554 Accessed July 7, 2024.
- 555 17. US Food & Drug Administration. FDA takes action on updated mRNA COVID-19
556 vaccines to better protect against currently circulating variants. US Food & Drug
557 Administration. Available at: [https://www.fda.gov/news-events/press-
558 announcements/fda-takes-action-updated-mrna-covid-19-vaccines-better-protect-
559 against-currently-circulating](https://www.fda.gov/news-events/press-announcements/fda-takes-action-updated-mrna-covid-19-vaccines-better-protect-against-currently-circulating). Accessed August 28, 2024.
- 560 18. European Centre for Disease Prevention and Control. ECDC-EMA statement on
561 updating COVID-19 vaccines composition for new SARS-CoV-2 virus variants.
562 European Centre for Disease Prevention and Control. Available at:
563 [https://www.ecdc.europa.eu/sites/default/files/documents/covid-19-vaccines-
564 composition-variants-statement-ECDC-EMA_0.pdf](https://www.ecdc.europa.eu/sites/default/files/documents/covid-19-vaccines-composition-variants-statement-ECDC-EMA_0.pdf). Accessed August 28, 2024.
- 565 19. Bollaerts K, Wyndham-Thomas C, Miller E, et al. The role of real-world evidence for
566 regulatory and public health decision-making for Accelerated Vaccine Deployment- a
567 meeting report. *Biologicals*. 2024;85:101750.
- 568 20. Schünemann H, Brożek J, Guyatt G, Oxman A, eds. Handbook for Grading the
569 Quality of Evidence and the Strength of Recommendations Using the GRADE
570 Approach: The GRADE Working Group; 2013.
- 571 21. U.S. Advisory Committee on Immunization Practices (ACIP) Handbook for
572 Developing Evidence-Based Recommendations: Formulating questions, conducting
573 the systematic review, and assessing the certainty of evidence using GRADE. Centers
574 for Disease Control and Prevention. Available at:

- 575 [https://www.cdc.gov/vaccines/acip/recs/grade/downloads/ACIP-GRADE-](https://www.cdc.gov/vaccines/acip/recs/grade/downloads/ACIP-GRADE-Handbook_4-22-24.pdf)
576 [Handbook_4-22-24.pdf](https://www.cdc.gov/vaccines/acip/recs/grade/downloads/ACIP-GRADE-Handbook_4-22-24.pdf). Accessed July 31, 2024.
- 577 22. Page MJ, McKenzie JE, Bossuyt PM, et al. The PRISMA 2020 statement: an updated
578 guideline for reporting systematic reviews. *BMJ*. 2021;372:n71.
- 579 23. Cai C, Peng Y, Shen E, et al. A comprehensive analysis of the efficacy and safety of
580 COVID-19 vaccines. *Mol Ther*. 2021;29:2794-805.
- 581 24. Grana C, Ghosn L, Evrenoglou T, et al. Efficacy and safety of COVID-19 vaccines.
582 *Cochrane Database Syst Rev*. 2022;12:CD015477.
- 583 25. Kow CS, Hasan SS. Real-world effectiveness of BNT162b2 mRNA vaccine: a meta-
584 analysis of large observational studies. *Inflammopharmacology*. 2021;29:1075-90.
- 585 26. Lee A, Wong SY, Chai LYA, et al. Efficacy of covid-19 vaccines in
586 immunocompromised patients: systematic review and meta-analysis. *BMJ*.
587 2022;376:e068632.
- 588 27. Sadeghi S, Kalantari Y, Shokri S, et al. Immunologic response, efficacy, and safety of
589 vaccines against COVID-19 infection in healthy and immunosuppressed children and
590 adolescents aged 2 - 21 years old: a systematic review and meta-analysis. *J Clin Virol*.
591 2022;153:105196.
- 592 28. Xu J, Lan X, Zhang L, et al. The effectiveness of the first dose COVID-19 booster vs.
593 full vaccination to prevent SARS-CoV-2 infection and severe COVID-19 clinical
594 event: a meta-analysis and systematic review of longitudinal studies. *Front Public*
595 *Health*. 2023;11:1165611.
- 596 29. Elzouki AY, Elshafei MN, Aziz A, et al. Seroconversion and safety of Covid-19
597 vaccines in pa-tients with chronic liver disease and liver transplant: A systematic
598 review. *Qatar Med J*. 2023;2023:21.

- 599 30. Adams K, Rhoads JP, Surie D, et al. Vaccine effectiveness of primary series and
600 booster doses against covid-19 associated hospital admissions in the United States:
601 living test negative design study. *BMJ*. 2022;379:e072065.
- 602 31. Li Z, Hu Y, Zou B. The vaccine-response in patients with cirrhosis after COVID-19
603 vaccination: A systematic analysis of 168,245 patients with cirrhosis. *J Hepatol*.
604 2023;79:e157-e62.
- 605 32. Ribeiro TB, Roque F, Ida F, et al. Early Real-World Data to Assess Benefits and
606 Risks of COVID-19 Vaccines: A Systematic Review of Methods. *Vaccines (Basel)*.
607 2022;10.
- 608 33. Petras M, Macalik R, Janovska D, et al. Risk factors affecting COVID-19 vaccine
609 effectiveness identified from 290 cross-country observational studies until February
610 2022: a meta-analysis and meta-regression. *BMC Med*. 2022;20:461.
- 611 34. Rahmani K, Shavaleh R, Forouhi M, et al. The effectiveness of COVID-19 vaccines
612 in reducing the incidence, hospitalization, and mortality from COVID-19: a
613 systematic review and meta-analysis. *Front Public Health*. 2022;10:873596.
- 614 35. Widhani A, Hasibuan AS, Rismawati R, et al. Efficacy, Immunogenicity, and Safety
615 of COVID-19 Vaccines in Patients with Autoimmune Diseases: A Systematic Review
616 and Meta-Analysis. *Vaccines (Basel)*. 2023;11.
- 617 36. Moron-Duarte LS, Chacon KR, Gutierrez MP, De La Hoz IH, Yomayusa N. Efficacy
618 and safety of four COVID-19 vaccines in preventing SARS-CoV-2 infection: A rapid
619 review. *Biomedica*. 2022;42:19-31.
- 620 37. Ledda C, Costantino C, Motta G, et al. SARS-CoV-2 mRNA Vaccine Breakthrough
621 Infections in Fully Vaccinated Healthcare Personnel: A Systematic Review. *Trop*
622 *Med Infect Dis*. 2022;7.

- 623 38. Lee A, Wong SY, Tay SH. Booster COVID-19 Vaccines for Immune-Mediated
624 Inflammatory Disease Patients: A Systematic Review and Meta-Analysis of Efficacy
625 and Safety. *Vaccines (Basel)*. 2022;10.
- 626 39. European Centre for Disease Prevention and Control. Interim public health
627 considerations for COVID-19 vaccination roll-out during 2023. Stockholm, Sweden:
628 April 5, 2023, 2023.
- 629 40. Higgins JPT SJ, Page MJ, Elbers RG, Sterne JAC. Chapter 8: Assessing risk of bias in
630 a randomized trial. In: Higgins JPT TJ, Chandler J, Cumpston M, Li T, Page MJ,
631 Welch VA, ed. *Cochrane Handbook for Systematic Reviews of Interventions* version
632 6.3 (updated February 2022): Cochrane; 2022.
- 633 41. Wells GA, Shea B, O'Connell D, et al. The Newcastle-Ottawa Scale (NOS) for
634 Assessing the Quality of Nonrandomised Studies in Meta-Analyses. Available at:
635 https://www.ohri.ca/programs/clinical_epidemiology/oxford.asp. Accessed February
636 16, 2023.
- 637 42. DerSimonian R, Laird N. Meta-analysis in clinical trials. *Control Clin Trials*.
638 1986;7:177-88.
- 639 43. Deeks JJ, Higgins JPT, Altman DG. Chapter 10: Analysing data and undertaking
640 meta-analyses. In: Higgins JPT, Thomas J, Chandler J, et al, eds. *Cochrane Handbook*
641 *for Systematic Reviews of Interventions*. version 6.4 ed: Cochrane; 2023.
- 642 44. Daly C, Anwer S, Welton NJ, Dias S, Ades A. Meta-Analysis of Event Outcomes:
643 Guideline Methodology Document 3. NICE Guidelines Technical Support Unit.
644 Available at: [https://www.bristol.ac.uk/population-health-](https://www.bristol.ac.uk/population-health-sciences/centres/cresyda/mpes/nice/guideline-methodology-documents-gmds/)
645 [sciences/centres/cresyda/mpes/nice/guideline-methodology-documents-gmds/](https://www.bristol.ac.uk/population-health-sciences/centres/cresyda/mpes/nice/guideline-methodology-documents-gmds/).
646 Accessed October 11, 2023.

- 647 45. Bucher HC, Guyatt GH, Griffith LE, Walter SD. The results of direct and indirect
648 treatment comparisons in meta-analysis of randomized controlled trials. *J Clin*
649 *Epidemiol.* 1997;50:683-91.
- 650 46. Greenland S, Thomas DC. On the need for the rare disease assumption in case-control
651 studies. *Am J Epidemiol.* 1982;116:547-53.
- 652 47. Wu N, Joyal-Desmarais K, Ribeiro PAB, et al. Long-term effectiveness of COVID-19
653 vaccines against infections, hospitalisations, and mortality in adults: findings from a
654 rapid living systematic evidence synthesis and meta-analysis up to December, 2022.
655 *Lancet Respir Med.* 2023;11:439-52.
- 656 48. BC COVID Therapeutics Committee. Practice Tool #2 - Definitions of
657 CEV/Immunosuppressed. BC Centre for Disease Control. Available at:
658 [https://medicalstaff.islandhealth.ca/sites/default/files/covid-19/latest-](https://medicalstaff.islandhealth.ca/sites/default/files/covid-19/latest-communications/Island%20Health/bcctc-practice-tool-2-definitions-cev-immunosuppressed.pdf)
659 [communications/Island%20Health/bcctc-practice-tool-2-definitions-cev-](https://medicalstaff.islandhealth.ca/sites/default/files/covid-19/latest-communications/Island%20Health/bcctc-practice-tool-2-definitions-cev-immunosuppressed.pdf)
660 [immunosuppressed.pdf](https://medicalstaff.islandhealth.ca/sites/default/files/covid-19/latest-communications/Island%20Health/bcctc-practice-tool-2-definitions-cev-immunosuppressed.pdf). Accessed February 16, 2023.
- 661 49. Chi WY, Li YD, Huang HC, et al. COVID-19 vaccine update: vaccine effectiveness,
662 SARS-CoV-2 variants, boosters, adverse effects, and immune correlates of protection.
663 *J Biomed Sci.* 2022;29:82.
- 664 50. Lambrou AS, Shirk P, Steele MK, et al. Genomic Surveillance for SARS-CoV-2
665 Variants: Predominance of the Delta (B.1.617.2) and Omicron (B.1.1.529) Variants -
666 United States, June 2021-January 2022. *MMWR Morb Mortal Wkly Rep.*
667 2022;71:206-11.
- 668 51. Implications for the EU/EEA on the Spread of the SARS-CoV-2 Delta (B.1.617.2)
669 Variant of Concern. European Centre for Disease Control and Prevention. Available
670 at: <https://www.ecdc.europa.eu/sites/default/files/documents/Implications-for-the-EU->

- 671 [EEA-on-the-spread-of-SARS-CoV-2-Delta-VOC-23-June-2021.pdf](#). Accessed August
672 3, 2024, 2024.
- 673 52. 06/15/2021: Lab Advisory: CDC Classifies SARS-CoV-2 Variant B.1.617.2 (Delta) a
674 Variant of Concern. Centers for Disease Control and Prevention. Available at:
675 [https://www.cdc.gov/locs/2021/06-15-2021-lab-advisory-CDC_SARS-CoV-](https://www.cdc.gov/locs/2021/06-15-2021-lab-advisory-CDC_SARS-CoV-2_Variant_B_1_617_2_Delta.html)
676 [2_Variant_B_1_617_2_Delta.html](https://www.cdc.gov/locs/2021/06-15-2021-lab-advisory-CDC_SARS-CoV-2_Variant_B_1_617_2_Delta.html). Accessed August 3, 2024, 2024.
- 677 53. Sterne JA, Egger M. Funnel plots for detecting bias in meta-analysis: guidelines on
678 choice of axis. *J Clin Epidemiol.* 2001;54:1046-55.
- 679 54. Sterne JAC, Egger M. Regression methods to detect publication and other bias in
680 meta-analysis. In: Rothstein HR, Sutton AJ, Borenstein M, eds. *Publication Bias in*
681 *Meta-Analysis: Prevention, Assessment and Adjustments*: John Wiley & Sons, Ltd;
682 2005:99-110.
- 683 55. Higgins JPT, Thomas J, Chandler J, et al. *Cochrane Handbook for Systematic*
684 *Reviews of Interventions* version 6.4 (updated August 2023). Available at:
685 <https://training.cochrane.org/handbook>. Accessed July 30, 2024.
- 686 56. Schwarzer G. meta: an R package for meta-analysis. *R News.* 2007;7:40-5.
- 687 57. Viechtbauer W. Conducting meta-analyses in R with the metafor package. *J Stat*
688 *Softw.* 2010;36:1-48.
- 689 58. Leuva H, Zhou M, Brau N, et al. Influence of cancer on COVID-19 incidence,
690 outcomes, and vaccine effectiveness: a prospective cohort study of U.S. veterans.
691 *Semin Oncol.* 2022;49:363-70.
- 692 59. Oliver MJ, Thomas D, Balamchi S, et al. Vaccine effectiveness against SARS-CoV-2
693 infection and severe outcomes in the maintenance dialysis population in Ontario,
694 Canada. *J Am Soc Nephrol.* 2022;33:839-49.

- 695 60. Widdifield J, Kwong JC, Chen S, et al. Vaccine effectiveness against SARS-CoV-2
696 infection and severe outcomes among individuals with immune-mediated
697 inflammatory diseases tested between March 1 and Nov 22, 2021, in Ontario, Canada:
698 a population-based analysis. *Lancet Rheumatol.* 2022;4:e430-e40.
- 699 61. Hernandez A, Boigues M, Felip E, et al. Immune response and effects of COVID-19
700 vaccination in patients with lung cancer-COVID lung vaccine study. *Cancers (Basel).*
701 2022;15:137.
- 702 62. Manley HJ, Li NC, Aweh GN, et al. SARS-CoV-2 vaccine effectiveness and
703 breakthrough infections among patients receiving maintenance dialysis. *Am J Kidney*
704 *Dis.* 2023;81:406-15.
- 705 63. Motwani KK, Hashash JG, Farraye FA, et al. Impact of holding immunosuppressive
706 therapy in patients with inflammatory bowel disease around mRNA COVID-19
707 vaccine administration on humoral immune response and development of COVID-19
708 infection. *J Crohns Colitis.* 2023;17:1681-8.
- 709 64. Mues KE, Kirk B, Patel DA, et al. Real-world comparative effectiveness of mRNA-
710 1273 and BNT162b2 vaccines among immunocompromised adults identified in
711 administrative claims data in the United States. *Vaccine.* 2022;40:6730-9.
- 712 65. Raptis CE, Polysopoulos C, Berger C, et al. Risk of SARS-COV-2 infection
713 following three doses of BNT162b2 or MRMA-1273 in patients with inflammatory
714 rheumatic diseases [abstr POS0547]. *Annals of the Rheumatic Diseases.* 2023;82:539.
- 715 66. Sun T, Li L, Mues KE, et al. Real-World Effectiveness of a Third Dose of mRNA-
716 1273 versus BNT162b2 on Inpatient and Medically Attended COVID-19 among
717 Immunocompromised Adults in the United States. *medRxiv.* Preprint posted online
718 January 31, 2024. doi:10.1101/2024.01.30.24302015.

- 719 67. Kopel H, Nguyen VH, Bogdanov A, et al. Comparative Effectiveness of the Bivalent
720 (Original/Omicron BA.4/BA.5) mRNA COVID-19 Vaccines mRNA-1273.222 and
721 BNT162b2 Bivalent in Adults With Underlying Medical Conditions in the United
722 States. *medRxiv*. Preprint posted online
- 723 68. Quiroga B, Soler MJ, Ortiz A, et al. Anti-spike antibodies 3 months after SARS-CoV-
724 2 mRNA vaccine booster dose in patients on hemodialysis: the prospective
725 SENCOVAC study. *Clin Kidney J*. 2022;15:1856-64.
- 726 69. Alkadi MM, Hamad A, Ghazouani H, et al. Effectiveness of messenger RNA vaccines
727 against SARS-CoV-2 infection in hemodialysis patients: a case-control study.
728 *Vaccines (Basel)*. 2022;11:49.
- 729 70. Song Q, Bates B, Shao YR, et al. Risk and outcome of breakthrough COVID-19
730 infections in vaccinated patients with cancer: real-world evidence from the National
731 COVID Cohort Collaborative. *J Clin Oncol*. 2022;40:1414-27.
- 732 71. Nguyen VH, Boileau C, Bogdanov A, et al. 2359. Relative effectiveness of mRNA-
733 1273, BNT162b2, and Ad26.COV2.S vaccines in adults at higher risk for severe
734 COVID-19 outcomes. *Open Forum Infectious Diseases*. 2023;10:ofad500.1980.
- 735 72. Aslam S, Adler E, Mekeel K, Little SJ. Clinical effectiveness of COVID-19
736 vaccination in solid organ transplant recipients. *Transpl Infect Dis*. 2021;23:e13705.
- 737 73. Butt AA, Talisa VB, Yan P, et al. Real-world effectiveness of the severe acute
738 respiratory syndrome coronavirus 2 (SARS-CoV-2) mRNA vaccines in preventing
739 confirmed infection in patients on chronic hemodialysis. *Clin Infect Dis*.
740 2022;75:e617-e22.
- 741 74. Cook CE, Patel NJ, Fu X, et al. Comparative effectiveness of BNT162b2 and mRNA-
742 1273 vaccines against COVID-19 infection among patients with systemic

- 743 autoimmune rheumatic diseases on immunomodulatory medications. *J Rheumatol.*
744 2023;50:697-703.
- 745 75. Drawz PE, DeSilva M, Bodurtha P, et al. Effectiveness of BNT162b2 and mRNA-
746 1273 second doses and boosters for severe acute respiratory syndrome coronavirus 2
747 (SARS-CoV-2) infection and SARS-CoV-2-related hospitalizations: a statewide
748 report from the Minnesota Electronic Health Record Consortium. *Clin Infect Dis.*
749 2022;75:890-2.
- 750 76. Embi PJ, Levy ME, Naleway AL, et al. Effectiveness of 2-dose vaccination with
751 mRNA COVID-19 vaccines against COVID-19-associated hospitalizations among
752 immunocompromised adults—nine states, January–September 2021. *MMWR Morb*
753 *Mortal Wkly Rep.* 2021;70:1553.
- 754 77. Embi PJ, Levy ME, Patel P, et al. Effectiveness of COVID-19 vaccines at preventing
755 emergency department or urgent care encounters and hospitalizations among
756 immunocompromised adults: an observational study of real-world data across 10 US
757 states from August-December 2021. *Vaccine.* 2023;41:5424-34.
- 758 78. Figueiredo JC, Merin NM, Hamid O, et al. Longitudinal SARS-CoV-2 mRNA
759 vaccine-induced humoral immune responses in patients with cancer. *Cancer Res.*
760 2021;81:6273-80.
- 761 79. Fu Y, Wu K, Wang Z, et al. Effectiveness of various COVID-19 vaccine regimens
762 among 10.4 million patients from the National COVID Cohort Collaborative during
763 pre-Delta to Omicron periods - United States, 11 December 2020 to 30 June 2022.
764 *Vaccine.* 2023;41:6339-49.
- 765 80. Holroyd KB, Healy BC, Conway S, et al. Humoral response to COVID-19
766 vaccination in MS patients on disease modifying therapy: immune profiles and
767 clinical outcomes. *Mult Scler Relat Disord.* 2022;67:104079.

- 768 81. Joerns J, Bollineni S, Mahan LD, et al. High-dose mycophenolate use at vaccination
769 is independently associated with breakthrough COVID-19 among lung transplant
770 patients. *Transplantation*. 2022;106:e271-e4.
- 771 82. John BV, Ferreira RD, Doshi A, et al. Third dose of COVID-19 mRNA vaccine
772 appears to overcome vaccine hyporesponsiveness in patients with cirrhosis. *J Hepatol*.
773 2022;77:1349-58.
- 774 83. Kelly JD, Leonard S, Boscardin WJ, et al. Comparative mRNA booster effectiveness
775 against death or hospitalization with COVID-19 pneumonia across at-risk US veteran
776 populations. *Nat Commun*. 2023;14:2976.
- 777 84. Kelly JD, Leonard S, Hoggatt KJ, et al. Incidence of severe COVID-19 illness
778 following vaccination and booster with BNT162b2, mRNA-1273, and Ad26.COV2.S
779 vaccines. *JAMA*. 2022;328:1427-37.
- 780 85. Khan N, Mahmud N. Effectiveness of SARS-CoV-2 vaccination in a veterans affairs
781 cohort of patients with inflammatory bowel disease with diverse exposure to
782 immunosuppressive medications. *Gastroenterology*. 2021;161:827-36.
- 783 86. Kshirsagar M, Nasir M, Mukherjee S, et al. The risk of hospitalization and mortality
784 after breakthrough SARS-CoV-2 infection by vaccine type: observational study of
785 medical claims data. *JMIR Public Health Surveill*. 2022;8:e38898.
- 786 87. Liew J, Gianfrancesco M, Harrison C, et al. SARS-CoV-2 breakthrough infections
787 among vaccinated individuals with rheumatic disease: results from the COVID-19
788 Global Rheumatology Alliance provider registry. *RMD Open*. 2022;8:e002187.
- 789 88. Malinis M, Cohen E, Azar MM. Effectiveness of SARS-CoV-2 vaccination in fully
790 vaccinated solid organ transplant recipients. *Am J Transplant*. 2021;21:2916-8.

- 791 89. Miao J, Olson E, Houlihan S, et al. Effects of SARS-CoV-2 vaccination on the
792 severity of COVID-19 infection in patients on chronic dialysis. *J Nephrol.*
793 2023;36:1321-8.
- 794 90. Niu J, Sareli C, Mayer D, Visbal A, Sareli AE. A population-based propensity score-
795 matched study of COVID-19 vaccination on clinical outcomes in hospitalized adult
796 patients with COVID-19 [abstr 1928]. *Open Forum Infectious Diseases.*
797 2022;9:ofac492.1555.
- 798 91. Parsons C, Rubio J, Boulougoura A, Krishfield S, Kyttaris V. Predictors of a weak
799 antibody response to COVID-19 mRNA vaccine in systemic lupus erythematosus.
800 *Rheumatol Int.* 2023;43:1621-7.
- 801 92. Patel NJ, Wang X, Fu X, et al. Factors associated with COVID-19 breakthrough
802 infection among vaccinated patients with rheumatic diseases: a cohort study. *Semin*
803 *Arthritis Rheum.* 2022;58:152108.
- 804 93. Risk M, Hayek SS, Schiopu E, et al. COVID-19 vaccine effectiveness against
805 omicron (B.1.1.529) variant infection and hospitalisation in patients taking
806 immunosuppressive medications: a retrospective cohort study. *Lancet Rheumatol.*
807 2022;4:e775-e84.
- 808 94. Rooney A, Bivona C, Liu B, et al. Risk of SARS-CoV-2 breakthrough infection in
809 vaccinated cancer patients: a retrospective cohort study. *J Hematol Oncol.*
810 2022;15:67.
- 811 95. Shen C, Risk M, Schiopu E, et al. Efficacy of COVID-19 vaccines in patients taking
812 immunosuppressants. *Ann Rheum Dis.* 2022;81:875-80.
- 813 96. Sibbel S, McKeon K, Luo J, et al. Real-world effectiveness and immunogenicity of
814 BNT162b2 and mRNA-1273 SARS-CoV-2 vaccines in patients on hemodialysis. *J*
815 *Am Soc Nephrol.* 2022;33:49-57.

- 816 97. Singh J SN, Anzalone A, Olex A, Sun J, Madhira V, Patel R. Breakthrough COVID-
817 19 infections post-vaccination among immunocompromised patients with
818 autoimmune or inflammatory rheumatic diseases: a retrospective cohort analysis from
819 a U.S. nationally-sampled electronic medical record data repository. *Arthritis*
820 *Rheumatol.* 2021;73:abstr L16.
- 821 98. Wang L, Kaelber DC, Xu R, Berger NA. COVID-19 breakthrough infections,
822 hospitalizations and mortality in fully vaccinated patients with hematologic
823 malignancies: a clarion call for maintaining mitigation and ramping-up research.
824 *Blood Rev.* 2022;54:100931.
- 825 99. Yetmar ZA, Bhaimia E, Bierle DM, Ganesh R, Razonable RR. Breakthrough COVID-
826 19 after SARS-CoV-2 vaccination in solid organ transplant recipients: an analysis of
827 symptomatic cases and monoclonal antibody therapy. *Transpl Infect Dis.*
828 2022;24:e13779.
- 829 100. Radcliffe C, Azar MM, Cohen E, et al. Clinical effectiveness of additional primary
830 SARS-CoV-2 vaccine doses for solid organ transplant recipients. *Clin Transplant.*
831 2022;36:e14601.
- 832 101. Grewal R, Kitchen SA, Nguyen L, et al. Effectiveness of a fourth dose of COVID-19
833 mRNA vaccine against the Omicron variant among long term care residents in
834 Ontario, Canada: test negative design study. *BMJ.* 2022;378:e071502.
- 835 102. Wing S, Thomas D, Balamchi S, et al. Effectiveness of three doses of mRNA
836 COVID-19 vaccines in the hemodialysis population during the Omicron period. *Clin J*
837 *Am Soc Nephrol.* 2023;18:491-8.
- 838 103. Bello-Chavolla OY, Antonio-Villa NE, Valdes-Ferrer SI, et al. Effectiveness of a
839 nationwide COVID-19 vaccination program in Mexico against symptomatic COVID-

- 840 19, hospitalizations, and death: a retrospective analysis of national surveillance data.
841 Int J Infect Dis. 2023;129:188-96.
- 842 104. Egri N, Calderon H, Martinez R, et al. Cellular and humoral responses after second
843 and third SARS-CoV-2 vaccinations in patients with autoimmune diseases treated
844 with rituximab: specific T cell immunity remains longer and plays a protective role
845 against SARS-CoV-2 reinfections. Front Immunol. 2023;14:1146841.
- 846 105. Mazuecos A, Villanego F, Zarraga S, et al. Breakthrough infections following mRNA
847 SARS-CoV-2 vaccination in kidney transplant recipients. Transplantation.
848 2022;106:1430-9.
- 849 106. Odriozola A, San Segundo D, Cuadrado A, et al. SARS-CoV-2 and liver transplant:
850 how has it behaved in this sixth wave? Transplantation. 2022;106:1445-9.
- 851 107. Pinana JL, Lopez-Corral L, Martino R, et al. SARS-CoV-2 vaccine response and rate
852 of breakthrough infection in patients with hematological disorders. J Hematol Oncol.
853 2022;15:54.
- 854 108. Pinana JL, Martino R, Vazquez L, et al. SARS-CoV-2-reactive antibody waning,
855 booster effect and breakthrough SARS-CoV-2 infection in hematopoietic stem cell
856 transplant and cell therapy recipients at one year after vaccination. Bone Marrow
857 Transplant. 2023;58:567-80.
- 858 109. Pinana JL, Vazquez L, Calabuig M, et al. One-year breakthrough SARS-CoV-2
859 infection and correlates of protection in fully vaccinated hematological patients.
860 Blood Cancer J. 2023;13:8.
- 861 110. Rodriguez-Mora S, Corona M, Solera Sainero M, et al. Regular humoral and cellular
862 immune responses in individuals with chronic myeloid leukemia who received a full
863 vaccination schedule against COVID-19. Cancers (Basel). 2023;15:5066.

- 864 111. Bonazzetti C, Tazza B, Gibertoni D, et al. Relationship between immune response to
865 severe acute respiratory syndrome coronavirus 2 vaccines and development of
866 breakthrough infection in solid organ transplant recipients: the CONTRAST cohort.
867 *Clin Infect Dis.* 2023;76:1761-7.
- 868 112. Capuano R, Prosperini L, Altieri M, et al. Symptomatic COVID-19 course and
869 outcomes after three mRNA vaccine doses in multiple sclerosis patients treated with
870 high-efficacy DMTs. *Mult Scler.* 2023;29:856-65.
- 871 113. Cona MS, Riva A, Dalu D, et al. Clinical efficacy of the first two doses of anti-SARS-
872 CoV-2 mRNA vaccines in solid cancer patients. *Cancer Med.* 2023;12:12967-74.
- 873 114. Pino MS, Cheli S, Perna M, et al. The national COVID-19 vaccination campaign
874 targeting the extremely vulnerable: the Florence Medical Oncology Unit experience in
875 patients with cancer. *Eur J Cancer.* 2022;170:149-57.
- 876 115. Sormani MP, Schiavetti I, Inglese M, et al. Breakthrough SARS-CoV-2 infections
877 after COVID-19 mRNA vaccination in MS patients on disease modifying therapies
878 during the Delta and the Omicron waves in Italy. *EBioMedicine.* 2022;80:104042.
- 879 116. Dimitrov G, Valkov T, Batselova H, et al. Nationwide analysis of the impact of
880 COVID-19 in patients with a cardiovascular, oncological or chronic pulmonary
881 disease in the context of an Eastern European country with a low vaccination rate,
882 Bulgaria: March 2020-April 2022. *BMJ Open.* 2023;13:e068431.
- 883 117. Valkov T, Dimitrov G. The impact of COVID-19 vaccination on Bulgarian patients
884 with uncomplicated type 2 diabetes mellitus as the only chronic condition. *Acta
885 Medica Bulgarica.* 2023;50:18-22.
- 886 118. Heinzl MW, Kolenchery L, Resl M, et al. High anti-CoV2S antibody levels at
887 hospitalization are associated with improved survival in patients with COVID-19
888 vaccine breakthrough infection. *Int J Environ Res Public Health.* 2022;19:15581.

- 889 119. Marinaki S, Xagas E, Tsoutsoura P, et al. Occurrence of severe SARS-CoV-2
890 infection in fully vaccinated solid organ transplant recipients. *Transplant Proc.*
891 2022;54:1405-8.
- 892 120. Boekel L, Stalman EW, Wieske L, et al. Breakthrough SARS-CoV-2 infections with
893 the delta (B.1.617.2) variant in vaccinated patients with immune-mediated
894 inflammatory diseases using immunosuppressants: a substudy of two prospective
895 cohort studies. *Lancet Rheumatol.* 2022;4:e417-e29.
- 896 121. Magnusson JM, Larsson H, Alsaleh A, et al. COVID-19 in lung transplant recipients:
897 an overview of the Swedish national experience. *Transpl Int.* 2021;34:2597-608.
- 898 122. Kissling E, Hooiveld M, Martinez-Baz I, et al. Effectiveness of complete primary
899 vaccination against COVID-19 at primary care and community level during
900 predominant Delta circulation in Europe: multicentre analysis, I-MOVE-COVID-19
901 and ECDC networks, July to August 2021. *Euro Surveill.* 2022;27:2101104.
- 902 123. Yeo T, Quek AML, Yong KP, et al. COVID-19 infection after two doses of SARS-
903 CoV-2 mRNA vaccine in multiple sclerosis, AQP4-antibody NMOSD and MOGAD.
904 *Mult Scler Relat Disord.* 2022;65:104003.
- 905 124. Chen CC, Hsu MK, Huang YJ, et al. Protective effect of vaccine doses and antibody
906 titers against SARS-CoV-2 infection in kidney transplant recipients. *Transpl Int.*
907 2023;36:11196.
- 908 125. Haarhaus M, Woitas RP, Veiga PM, et al. Multinational comparative efficacy of 6
909 different COVID-19 vaccines for the prevention of breakthrough infection and
910 mortality in HD patients [abstr 4363]. *Nephrology Dialysis Transplantation.*
911 2023;38:gfad063c_4363.

- 912 126. Glover J, Izzo D, Odato K, Wang L. EBM page generator. Trustees of Dartmouth
913 College and Yale University. Available at: <https://www.ebmpyramid.org/index.php>.
914 Accessed August 28, 2024.
- 915 127. Lewis NM, Chung JR, Uyeki TM, et al. Interpretation of relative efficacy and
916 effectiveness for influenza vaccines. Clin Infect Dis. 2022;75:170-5.
- 917

919 **Table 1** Characteristics of included studies

| Author, year | Study characteristics | | | | | | | | Outcomes reported | | | | |
|----------------------------|----------------------------------|---------------------------------|---------------------------|---------------------------|---------------------------------------|--------------------|------------------------------|---|----------------------|----------------------------------|-----------------------------|---------------------------------|-----------------------|
| | Design | Country and data source | Medical condition | SARS-CoV-2 testing method | Variant | Vaccine doses | Study period | Vaccinated, n | SARS-CoV-2 Infection | Symptomatic SARS-CoV-2 infection | Severe SARS-CoV-2 infection | Hospitalization due to COVID-19 | Death due to COVID-19 |
| Alkadi, 2022 [69] | Test-negative case-control study | Qatar Hamad Medical Corporation | CKD with hemodialysis | PCR | NR | 2 doses (MM vs PP) | Dec 20, 2020 to Jan 3, 2022 | mRNA-1273: 69 BNT162b2: 622 | Y | N | N | N | N |
| Aslam, 2021 [72] | Retrospective cohort study | USA Transplant registry | Solid organ transplant | NS | Alpha ^a | 2 doses (MM vs PP) | Jan 2021 to Jun 2021 | mRNA-1273: 375 BNT162b2: 632 | Y | Y | Y | Y | Y |
| Bello-Chavolla, 2023 [103] | Retrospective cohort study | Mexico SISVER database | Diabetes, other (obesity) | RAT or RT-PCR | Mixed variants (B.1.1.5 19 and Delta) | 2 doses (MM vs PP) | Dec 24, 2020 to Sep 27, 2021 | Diabetes mRNA-1273: 453 BNT162b2: 30,160 Obesity mRNA-1273: 385 BNT162b2: 28,515 | Y | Y | Y | N | Y |

| | | | | | | | | | | | | | |
|------------------------|---|---|------------------------|----------------------|---|----------------------------------|---|---|---|---|---|---|---|
| Boekel, 2022 [120] | Pooled study from 2 prospective observational studies | Netherlands 2 large, ongoing prospective multicenter cohort studies | Autoimmune disease | RAT or PCR | Delta | 2 doses (MM vs PP) | Apr 26, 2020 to Mar 1, 2021; Feb 2, 2021 to Aug 1, 2021 | With immunosuppressants mRNA-1273: 563 BNT162b2: 2,019 Without immunosuppressants mRNA-1273: 203 BNT162b2: 598 | Y | N | Y | Y | Y |
| Bonazzetti, 2023 [111] | Prospective cohort study | Italy Medical records from RCCS Azienda Ospedaliero-Universitaria di Bologna | Solid organ transplant | RAT or PCR | Mixed variants (Alpha, Delta, and Omicron) ^a | 3 doses (MMM vs PPP; PPM vs PPP) | Feb 2021 to Jan 2022 (enrollment); follow-up until Apr 30, 2022 | mRNA-1273: 136 BNT162b2: 70 | Y | N | Y | Y | N |
| Butt, 2022 [73] | Test-negative case-control study | USA Department of Veterans Affairs COVID-19 Shared Data Resource | CKD with hemodialysis | Laboratory diagnosis | Mixed variants (Beta and Delta) | 2 doses (MM vs PP) | Jan 26, 2021 to Aug 31, 2021 | mRNA-1273: 1,174 BNT162b2: 1,526 | Y | N | N | N | N |
| Capuano, 2023 [112] | Retrospective cohort study | Italy MS Centers of the Raising | Autoimmune disease | RAT or PCR | Omicron ^a | 3 doses (MMM vs PPP) | Sep 2021 | mRNA-1273: 46 | N | N | Y | N | Y |

| | | Italian Researchers MS study group | | | | PPM vs MMP) | to Jul 2022 | BNT162b2: 244 | | | | | |
|------------------|----------------------------|---|------------------------|------------|--------------------|--|-----------------|--|---|---|---|---|---|
| Chen, 2023 [124] | Retrospective cohort study | Taiwan Taiwan Centers for Disease Control | Solid organ transplant | RAT or PCR | Omicron | 2 doses (MM vs PP) 3 doses (MMM vs PPP; PPM, AAM, XXM vs MMP, AAP, XXP) 4 doses (MMM M vs PPPP; MMPPM, MMXM , PPMM, PPPM, AMMM , AAMM, AAPM, AAXM, XXMM vs MMMP, AAMP) | Apr to Aug 2022 | 2 doses mRNA-1273: 24 BNT162b2: 19 3 doses mRNA-1273: 219 BNT162b2: 91 4 doses mRNA-1273: 61 BNT162b2: 11 | Y | N | N | N | N |
| Cona, 2023 [113] | Prospective cohort study | Italy Patient questionnaire from Luigi Sacco Hospital | Solid tumor | RAT or PCR | Alpha ^a | 2 doses (MM vs PP) | Jan to Jun 2021 | mRNA-1273: 55 BNT162b2: 140 | Y | Y | N | N | N |

| | | | | | | | | | | | | | |
|----------------------|----------------------------------|--|--|----------------|---|---|---|--|---|---|---|---|---|
| Cook, 2023 [74] | Retrospective cohort study | USA Electronic health records from Mass General Brigham | Autoimmune disease | RAT or PCR | Omicron and pre-Omicron (Alpha and Delta) | 2 doses (MM vs PP) 2 or 3 doses (MM or MMM vs PP or PPP) | Dec 27, 2020 to May 15, 2021; end of follow-up Feb 22, 2022 | mRNA-1273: 4,322 BNT162b2: 5,516 | Y | N | N | N | N |
| Dimitrov, 2023 [116] | Retrospective cohort study | Bulgaria Bulgarian Ministry of Health United Information Portal | Cardiovascular disease, chronic respiratory condition, solid tumor | RT-PCR and RAT | Mixed variants | 2 doses (MM vs PP) 3 doses (AAM vs AAP; JM vs JP) | Mar 2020 to Apr 2022 | 2 doses mRNA-1273: 914 BNT162b2: 8,033 3 doses mRNA-1273: 96 BNT162b2: 900 | N | N | Y | N | Y |
| Drawz, 2022 [75] | Test-negative case-control study | USA Minnesota Electronic Health Record Consortium | Cardiovascular disease (including hypertension), chronic respiratory condition, diabetes, mixed cancer | PCR | Delta ^a | 2 doses (MM vs PP) 3 doses (MMM vs PPP) | Aug 29, 2021 to Nov 27, 2021 | 2 doses mRNA-1273: 1,066,645 BNT162b2: 1,732,112 3 doses mRNA-1273: 609,153 BNT162b2: 395,634 | Y | N | Y | Y | N |

| | | | | | | | | | | | | | |
|-----------------------|----------------------------------|--|--|-----------------------|---|--|------------------------------|--|---|---|---|---|---|
| Egri, 2023 [104] | Prospective cohort study | Spain Department of Autoimmune Diseases, Hospital Clinic Barcelona | Autoimmune disease | RAT or PCR | Mixed variants (Delta and Omicron) ^a | 3 doses (MMM vs PPP) | May 2021 to Jan 2022 | mRNA-1273: 7 BNT162b2: 2 | Y | Y | N | N | N |
| Embi, 2021 [76] | Test-negative case-control study | USA VISION Network | Autoimmune disease, hematologic malignancy, immunocompromised, mixed conditions, solid tumor | PCR | Delta | 2 doses (MM vs PP) | Jan 17 to Sep 5, 2021 | mRNA-1273: 4,337 BNT162b2: 6,227 | Y | N | Y | Y | N |
| Embi, 2023 [77] | Test-negative case-control study | USA VISION Network | Immunocompromised | RT-PCR | Delta | 2 doses (MM vs PP) 3 doses (MMM vs PPP) | Aug 26 to Dec 25, 2021 | 2 doses mRNA-1273: 1,698 BNT162b2: 2,509 3 doses mRNA-1273: 452 BNT162b2: 919 | Y | N | Y | Y | N |
| Figueiredo, 2021 [78] | Prospective cohort study | USA SeroNet CORALE study | Mixed cancer | SARS-CoV-2 IgG assays | Mixed variants (Alpha and Delta) ^a | 2 doses (MM vs PP) | Dec 22, 2020 to Aug 30, 2021 | mRNA-1273: 128 BNT162b2: 163 | Y | N | Y | Y | N |
| Fu, 2023 [79] | Retrospective cohort study | USA National | Diabetes | PCR | Pre-Delta, Delta, Omicron | 2 doses (MM vs PP) | Dec 11, 2020 to Jun | 2 doses mRNA-1273: 55,234 | Y | N | Y | N | Y |

| | | | | | | | | | | | | | |
|----------------------|----------------------------------|---|-----------------------|--------|---|--|------------------------------|---|---|---|---|---|---|
| | | COVID Cohort Collaborative | | | , and mixed variants | 3 doses (MMM vs PPP; PPM vs MMP; JM vs JP) | 30, 2022 | BNT162b2: 86,447 3 doses mRNA-1273: 46,065 BNT162b2: 48,528 | | | | | |
| Grewal, 2022 [101] | Test-negative case-control study | Canada Provincial databases | Mixed conditions | RT-PCR | Omicron | 3 doses (MMM vs PPP) | Dec 30, 2021 to Apr 27, 2022 | mRNA-1273: 57,604 ^b BNT162b2: 48,706 ^b | Y | Y | Y | N | N |
| Haarhaus, 2023 [125] | Retrospective cohort study | 22 countries in Europe, Asia, Africa, and South America Multinational dialysis provider network | CKD with hemodialysis | PCR | Mixed variants (Alpha and Delta) ^a | 2 doses (MM vs PP) | Jan 31 to Jul 15, 2021 | mRNA-1273: 1,521 BNT162b2: 13,116 | Y | N | N | N | N |
| Heinzl, 2022 [118] | Retrospective cohort study | Austria Electronic health records from Department of Internal Medicine at Saint John of God Hospital Linz | Mixed conditions | PCR | Delta | 2 doses (MM vs PP) | Aug to Dec 2021 | mRNA-1273: 4 BNT162b2: 61 | N | N | Y | N | Y |
| Hernandez, 2022 [61] | Prospective cohort study | Spain Medical records | Solid tumor | PCR | Mixed variants (Alpha, Delta, and | 2 doses (MM vs PP) | NR; censor data Jun 2, 2022 | 2 doses mRNA-1273: 119 | N | N | Y | N | Y |

| | | | | | | | | | | | | | | |
|--------------------|----------------------------|--|------------------------|--|------------------------------------|--|------------------------------|--|---|---|---|---|---|--|
| | | | | | Omicron) ^a | 3 doses (MMM vs PPP) | | BNT162b2: 2 3 doses mRNA-1273: 93 BNT162b2: 1 | | | | | | |
| Holroyd, 2022 [80] | Retrospective cohort study | USA Brigham MS Center CLIMB repository | Autoimmune disease | PCR, anti-Spike antibody testing (Roche Elecsys) | Delta ^a | 2 doses (MM vs PP) | Jun to Dec 2021 | mRNA-1273: 110 BNT162b2: 133 | Y | N | Y | Y | Y | |
| Joerns, 2022 [81] | Retrospective cohort study | USA University of Texas Southwestern Medical Center | Solid organ transplant | NR | Mixed variants ^a | 2 doses (MM vs PP) | Mar 1, 2020 to Sep 24, 2021 | mRNA-1273: 18 BNT162b2: 33 | Y | Y | N | N | N | |
| John, 2022 [82] | Retrospective cohort study | USA Veterans Outcomes and Costs Associated with Liver Disease cohort | Chronic liver disease | PCR | Mixed variants (Delta and Omicron) | 2 doses (MM vs PP) 3 doses (MMM vs PPP) | Dec 18, 2020 to Feb 11, 2022 | 2 doses mRNA-1273: 6,875 BNT162b2: 6,166 3 doses mRNA-1273: 6,229 BNT162b2: 6,812 | N | N | Y | N | Y | |

| | | | | | | | | | | | | | |
|----------------------|----------------------------------|---|--------------------|--|--|----------------------|---|--|---|---|---|---|---|
| Kelly, 2022 [84] | Retrospective cohort study | USA Veterans Health Administration | Mixed cancer | Laboratory diagnosis | Mixed variants (Delta and Omicron) | 3 doses (MMM vs PPP) | Jul 1, 2021 to Apr 29, 2022; follow-up until May 30, 2022 | mRNA-1273: 79,517 BNT162b2: 67,780 | Y | Y | Y | Y | N |
| Kelly, 2023 [83] | Retrospective cohort study | USA Veterans Health Administration COVID-19 Shared Data Resource | Mixed cancer | Laboratory diagnosis | Delta, Omicron, and mixed variants (Delta and Omicron) | 3 doses (MMM vs PPP) | Jul 1, 2021 to Apr 9, 2022; follow-up until May 30, 2022 | mRNA-1273: 101,749 BNT162b2: 87,308 | Y | Y | Y | N | N |
| Khan, 2021 [85] | Retrospective cohort study | USA Veterans Health Administration | Autoimmune disease | PCR, antibody testing, or physician note | Alpha ^a | 2 doses (MM vs PP) | Dec 18, 2020 to Apr 20, 2021 | mRNA-1273: 3,380 BNT162b2: 2,873 | Y | N | Y | N | N |
| Kissling, 2022 [122] | Test-negative case-control study | Europe (Croatia, France, Ireland, the Netherlands, Portugal, Romania, Spain [4 regions], England, | Mixed conditions | RT-PCR, antigen testing | Delta | 2 doses (MM vs PP) | Jul to Aug 2021 | mRNA-1273: 172 BNT162b2: 1,016 | Y | Y | N | N | N |

| | | | | | | | | | | | | | |
|-----------------------|----------------------------|--|--|-------------------------------|---|---|-----------------------------|---|---|---|---|---|---|
| | | Scotland) Medical records, questionnaires, vaccine registry | | | | | | | | | | | |
| Kopel, 2024 [67] | Retrospective cohort study | USA Veradigm Network EHR dataset and Komodo dataset | Cardiovascular disease, chronic kidney disease with and without hemodialysis, chronic respiratory condition, diabetes, immunocompromised, mixed conditions | HCP confirmed diagnosis codes | Omicron | ≥3 doses (X ^c M vs X ^c P) | Sep 8, 2022 to May 31, 2023 | mRNA-1273: 757,572 BNT162b2: 1,204,975 | Y | N | Y | Y | N |
| Kshirsagar, 2022 [86] | Retrospective cohort study | USA medical claims data | Mixed conditions | Laboratory diagnosis | Mixed variants (Alpha and Delta) ^a | 2 doses (MM vs PP) | Mar 10 to Oct 14, 2021 | mRNA-1273: 5,480 BNT162b2: 11,339 | N | N | Y | Y | Y |
| Liew, 2022 [87] | Retrospective cohort study | USA COVID-19 Global Rheumatology Alliance | Autoimmune disease | PCR, antigen or antibody test | Mixed variants (Alpha and Delta) ^a | 2 doses (MM vs PP) | Jan 5 to Sep 30, 2021 | mRNA-1273: 21 BNT162b2: 45 | N | N | Y | Y | Y |
| Magnusson, 2021 [121] | Retrospective cohort study | Sweden Referring hospitals in Sweden | Solid organ transplant | PCR, antigen test | Mixed variants ^a | 2 doses (MM vs PP) | Feb 1, 2020 to Apr 30, 2021 | mRNA-1273: 3 BNT162b2: 4 | Y | Y | Y | Y | N |

| | | | | | | | | | | | | | |
|----------------------|----------------------------|--|------------------------|----------------------|--|--------------------|--|-------------------------------------|---|---|---|---|---|
| Malinis, 2021 [88] | Retrospective cohort study | USA Yale New Haven Hospital | Solid organ transplant | NR | Mixed variants (Alpha and Delta) ^a | 2 doses (MM vs PP) | Start date NR; end date as of May 18, 2021 | mRNA-1273: 167 BNT162b2: 288 | Y | N | Y | N | Y |
| Manley, 2023 [62] | Retrospective cohort study | USA EHR | CKD with hemodialysis | RT-PCR | Delta, pre-Delta, and mixed variants (Delta and pre-Delta) | 2 doses (MM vs PP) | Feb 1 to Dec 18, 2021 | mRNA-1273: 6,853 BNT162b2: 5,132 | Y | N | Y | Y | Y |
| Marinaki, 2022 [119] | Prospective cohort study | Greece Hospital records from Laiko Hospital Athens | Solid organ transplant | PCR | Mixed variants (Delta and Omicron) ^a | 2 doses (MM vs PP) | NR | mRNA-1273: 147 BNT162b2: 302 | Y | N | Y | Y | N |
| Mazuecos, 2022 [105] | Retrospective cohort study | Spain Spanish Society of Nephrology COVID-19 Registry | Solid organ transplant | NR | Delta | 2 doses (MM vs PP) | Apr 1 to Oct 2, 2021 | mRNA-1273: 213 BNT162b2: 121 | N | N | Y | Y | Y |
| Miao, 2023 [89] | Retrospective cohort study | USA Mayo Health Clinic in the Midwest | CKD with hemodialysis | Laboratory diagnosis | Mixed variants (Alpha, Delta, and Omicron) | 2 doses (MM vs PP) | Apr 1, 2020 to Oct 31, 2022 | mRNA-1273: 53 BNT162b2: 114 | N | N | Y | Y | Y |

| | | | | | | | | | | | | | |
|--------------------|----------------------------|---|--|---------------------|---|--|--|--|---|---|---|---|---|
| Motwani, 2023 [63] | Prospective cohort study | USA Data source NR | Autoimmune disease | PCR | Mixed variants (Delta and Omicron) ^a | 2 doses (MM vs PP) | >12 months | mRNA-1273: 684 BNT162b2: 1,170 | Y | N | Y | Y | N |
| Mues, 2022 [64] | Retrospective cohort study | USA HealthVerity database | Hematologic malignancy, immunocompromised, mixed cancer, other (primary immunodeficiency syndrome), solid organ transplant | PCR or antigen test | Delta | 2 doses (MM vs PP) | Dec 11, 2020 to Oct 12, 2021 | mRNA-1273: 57,700 BNT162b2: 66,757 | Y | N | Y | Y | N |
| Nguyen, 2023 [71] | Retrospective cohort study | USA EHR linked to pharmacy and medical claims | Mixed conditions | NR | Mixed variants (Delta and Omicron) ^a | 2 doses (MM vs PP) 3 doses (MMM vs PPP) | Primary series: Feb 1 to Oct 18, 2021 Booster: Oct 19, 2021 to Jan 31, 2022 | 2 doses mRNA-1273: 855,458 BNT162b2: 842,335 3 doses mRNA-1273: 208,725 BNT162b2: 214,564 | Y | N | Y | Y | N |
| Niu, 2022 [90] | Retrospective cohort study | USA Memorial Healthcare System, | Mixed conditions | NR | Delta ^a | 2 doses (MM vs PP) | Jun 1 to Sep 20, 2021 | mRNA-1273: 37 BNT162b2: 225 | N | N | Y | N | Y |

| | | | | | | | | | | | | | |
|-----------------------|----------------------------|--|------------------------|---|---|--|-------------------------------|--|---|---|---|---|---|
| | | Hollywood, Florida | | | | | | | | | | | |
| Odriozola, 2022 [106] | Retrospective cohort study | Spain Medical records and patient surveys from Marqués de Valdecilla University Hospital and San Pedro Hospital | Solid organ transplant | RAT confirmed by RT-PCR or antigen test | Omicron | 3 doses (MMM vs MMP) | Late Nov 2021 to Feb 23, 2022 | mRNA-1273: 23 BNT162b2: 6 | N | N | Y | Y | Y |
| Parsons, 2023 [91] | Prospective cohort study | USA Beth Israel Deaconess Medical Center lupus cohort | Autoimmune disease | PCR or anti-nucleocapsid IgG assay | Mixed variants (Delta and Omicron) ^a | 2 doses (MM vs PP) 3 doses (MMM vs PPP) | Dec 2020 to Mar 2022 | 2 doses mRNA-1273/BNT162b2: 16 ^d 3 doses mRNA-1273: 27 BNT162b2: 35 | Y | N | N | N | N |
| Patel, 2023 [92] | Retrospective cohort study | USA EHR from Mass General Brigham | Autoimmune disease | PCR or antigen test | Mixed variants (Delta and Omicron) ^a | 2 doses (MM vs PP) | Dec 11, 2020 to Nov 15, 2021 | mRNA-1273: 4,588 BNT162b2: 6,080 | Y | N | N | N | N |
| Pinana, 2022 [107] | Prospective cohort study | Spain GETH-TC registry | Hematologic malignancy | PCR or antigen test | Delta ^a | 2 doses (MM vs PP) | Dec 2020 to early Dec 2021 | mRNA-1273: 983 BNT162b2: 362 | Y | N | N | N | N |

| | | | | | | | | | | | | | |
|---------------------|----------------------------|--|------------------------|---------------------|---|--|--|--|---|---|---|---|---|
| Pinana, 2023a [109] | Prospective cohort study | Spain GETH-TC registry | Hematologic malignancy | PCR or antigen test | Mixed variants (Alpha or Beta, Delta, and Omicron) | 2 doses (MM vs PP) 3 doses (MMM vs PPP) | Primary: Dec 30, 2020 to Jun 30, 2021 Booster: until Jul 28, 2022 | 2 doses mRNA-1273: 1,086 BNT162b2: 410 3 doses mRNA-1273: 910 BNT162b2: 361 | Y | N | N | N | N |
| Pinana, 2023b [108] | Prospective cohort study | Spain GETH-TC registry | Hematologic malignancy | PCR or antigen test | Mixed variants (Alpha or Beta, Delta, and Omicron) | 2 doses (MM vs PP) 3 doses (MMM vs PPP) | Primary: Dec 30, 2020 to Jun 30, 2021 Booster: until Jul 28, 2022 | 2 doses mRNA-1273: 456 BNT162b2: 97 3 doses mRNA-1273: 97 BNT162b2: 382 | Y | N | N | N | N |
| Pino, 2022 [114] | Retrospective cohort study | Italy Medical Oncology Unit in Florence at Santa Maria Annunziata, Serristori and Borgo San Lorenzo Hospitals | Mixed cancer | NR | Alpha ^a | 2 doses (MM vs PP) | Mar 26 to Apr 4, 2021 | mRNA-1273: 527 BNT162b2: 96 | Y | N | N | N | N |

| | | | | | | | | | | | | | |
|----------------------------|----------------------------|--|------------------------|--------------------------------------|---|---|---|--|---|---|---|---|---|
| Quiroga, 2022 [68] | Prospective cohort study | Spain Hospital | CKD with hemodialysis | PCR or antigen test | NR | 3 doses (XXM vs XXP) | NR | mRNA-1273: 481 BNT162b2: 230 | Y | N | N | N | N |
| Radcliffe, 2022 [100] | Retrospective cohort study | USA Medical chart records from transplant center | Solid organ transplant | PCR | NR | 3 doses (MMM vs PPP) 4 doses (MMM M vs PPPP) | NR | 3 doses mRNA-1273: 142 BNT162b2: 282 4 doses mRNA-1273: 1 BNT162b2: 2 | Y | N | N | N | N |
| Raptis, 2023 [65] | Prospective cohort study | Switzerland SCQM registry | Autoimmune disease | Patient-reported PCR or antigen test | Mixed variants (Delta and Omicron) ^a | 3 doses (MMM or RRM vs PPP or RRP) | Dec 8, 2021 to Nov 24, 2022 | mRNA-1273: 218 BNT162b2: 227 | Y | N | N | N | N |
| Risk, 2022 [93] | Retrospective cohort study | USA Michigan Medicine healthcare system | Autoimmune disease | PCR | Omicron | 2 doses (MM vs PP) 3 doses (MMM vs PPP) | Dec 16, 2021 to Mar 4, 2022 | mRNA-1273: 4,863 ^d BNT162b2: 4,863 ^d | Y | N | Y | Y | N |
| Rodriguez-Mora, 2023 [110] | Prospective cohort study | Spain EHR from patients with CML at Hospital Universitario Ramon y Cajal | Hematologic malignancy | Antigen test | Mixed variants (Alpha, Delta, and Omicron) ^a | 2 doses (MM vs PP) | Jan 2021 to 17 months after second dose | mRNA-1273: 16 BNT162b2: 9 | Y | N | N | N | N |

| | | | | | | | | | | | | | |
|---------------------|----------------------------|---|---|-----------------|--|--------------------|-----------------------------|---------------------------------------|---|---|---|---|---|
| Rooney, 2022 [94] | Retrospective cohort study | USA University of Kansas | Mixed cancer | PCR | Delta | 2 doses (MM vs PP) | Feb to Oct 2021 | mRNA-1273: 2,993 BNT162b2: 6,423 | Y | N | N | N | N |
| Shen, 2022 [95] | Retrospective cohort study | USA Michigan Medicine healthcare system | Autoimmune disease | Laboratory test | Delta | 2 doses (MM vs PP) | Jan 1 to Dec 7, 2021 | mRNA-1273: 2,046 BNT162b2: 2,064 | Y | N | Y | Y | N |
| Sibbel, 2022 [96] | Retrospective cohort study | USA Dialysis organization | CKD with hemodialysis | PCR | Alpha ^a | 2 doses (MM vs PP) | Jan 15 to Apr 30, 2021 | mRNA-1273: 19,900 BNT162b2: 10,140 | Y | N | Y | Y | Y |
| Singh, 2021 [97] | Retrospective cohort study | USA National COVID Cohort Collective | Autoimmune disease | NR | Mixed variants ^a | 2 doses (MM vs PP) | Jan 2020 to Sep 23, 2021 | mRNA-1273: 11,300 BNT162b2: 30,670 | Y | N | N | N | N |
| Song, 2022 [70] | Retrospective cohort study | USA National COVID Cohort Collective | <u>Hematologic malignancy.</u> <u>mixed cancer</u> | RT-PCR | Mixed variants (Alpha and Delta) ^a | 2 doses (MM vs PP) | Dec 1, 2020 to May 31, 2021 | mRNA-1273: 15,895 BNT162b2: 43,259 | Y | N | Y | N | N |
| Sormani, 2022 [115] | Prospective cohort study | Italy 35 Italian multiple sclerosis centers | Autoimmune disease | PCR | Delta, Omicron, and mixed variants (Delta and Omicron) | 2 doses (MM vs PP) | Mar 4 to Dec 15, 2021 | mRNA-1273: 314 BNT162b2: 1,391 | Y | N | N | N | N |

| | | | | | | | | | | | | | |
|--------------------|----------------------------|--|------------------------|----------------------|---|--|------------------------------|--|---|---|---|---|---|
| Sun, 2024 [66] | Retrospective cohort study | USA HealthVerity database | Immunocompromised | NR | Mixed variants ^a | 3 doses (RRM vs RRP) | Dec 11, 2021 to Aug 31, 2022 | mRNA-1273: 52,943 BNT162b2: 60,084 | Y | N | Y | Y | N |
| Valkov, 2023 [117] | Retrospective cohort study | Bulgaria Bulgarian Ministry of Health United Information Portal | Diabetes | RT-PCR, antigen test | Mixed variants ^a | 2 doses (MM vs PP) 3 doses (JM vs JP; AAM vs AAP) | Mar 2020 to Jun 2022 | 2 doses mRNA-1273: 73 BNT162b2: 553 3 doses mRNA-1273: 6 BNT162b2: 55 | N | N | Y | N | Y |
| Wang, 2022 [98] | Retrospective cohort study | USA EHR | Hematologic malignancy | NR | Mixed variants (Alpha and Delta) ^a | 2 doses (MM vs PP) | Dec 2020 to Oct 2021 | mRNA-1273: 1,239 BNT162b2: 4,658 | Y | N | Y | Y | N |
| Wing, 2023 [102] | Retrospective cohort study | Canada Provincial health administrative databases | CKD with hemodialysis | RT-PCR | Omicron | 3 doses (MMM vs PPP) | Dec 1, 2021 to Feb 28, 2022 | mRNA-1273: 1,662 BNT162b2: 4,761 | Y | N | N | N | N |
| Yeo, 2022 [123] | Prospective cohort study | Singapore National Neuroscience Institute and National University Hospital | Autoimmune disease | PCR, RAT | Delta ^a | 2 doses (MM vs PP) 3 doses (MMM vs PPP) | Aug 1, 2021 to Dec 31, 2021 | 2 doses mRNA-1273: 38 BNT162b2: 327 3 doses | Y | Y | Y | Y | N |

| | | | | | | | | | | | | | |
|-------------------|----------------------------|--------|------------------------|-------------------|-------|--------------------|-----------------|-------------------------------|---|---|---|---|---|
| | | | | | | | | mRNA-1273:31 BNT162b2:141 | | | | | |
| Yetmar, 2022 [99] | Retrospective cohort study | USA NR | Solid organ transplant | PCR, antigen test | Delta | 2 doses (MM vs PP) | Aug to Sep 2021 | mRNA-1273: 12 BNT162b2: 22 | N | N | Y | N | Y |

920 ^a Assumed based on study period.

921 ^b Number of vaccinated participants included in the infection analysis. For the symptomatic infection analysis, n=1,831 (mRNA-1273) and
922 n=2,139 (BNT162b2; for the severe infection analysis, n=1,518 (mRNA-1273) and n=1,638 (BNT162b2).

923 ^c Undefined number of doses of any vaccine prior to the Omicron-containing bivalent original-BA4-5 booster dose.

924 ^d Overall number of vaccinated participants. No separate numbers per vaccine arm were provided.

925 A, dose of AstraZeneca ChAdOx1 COVID-19 vaccine; CKD, chronic kidney disease; CML, chronic myeloid leukemia; IgG, immunoglobulin
926 G; J, dose of Johnson & Johnson Ad26.COV2.S COVID-19 vaccine; EHR, electronic health record; M, dose of Moderna mRNA-1273 COVID-
927 19 vaccine; MS, multiple sclerosis; NR, not reported; NS, not specified; PCR, polymerase chain reaction; P, dose of Pfizer/BioNTech
928 BNT162b2 COVID-19 vaccine; R, dose of any mRNA COVID-19 vaccine; RAT, rapid antigen test; RT-PCR, reverse transcription polymerase
929 chain reaction; X, dose of unknown COVID-19 vaccine.

930

931 **Table 2** Summary of overall GRADE findings in adults with at least one underlying medical condition

| Certainty assessment | | | | | | | mRNA-1273, n/N (%) ^a | BNT162b2, n/N (%) ^a | RR (95% CI) | Certainty |
|---|----------------|----------------------|---------------------------|---------------------------|-------------|----------------------|-------------------------------------|-------------------------------------|-------------------------|---------------------|
| Studies, n | Study design | RoB | Inconsistency | Indirectness | Imprecision | Other considerations | | | | |
| SARS-CoV-2 infection | | | | | | | | | | |
| 52 | Non randomized | Not serious | Very serious ^b | Very serious ^c | Not serious | Strong association | 45,454/ 1,905,056 (2.38%) | 70,272/ 2,429,031 (2.89%) | 0.85 (0.79–0.92) | Type 4 ^d |
| Symptomatic SARS-CoV-2 infection | | | | | | | | | | |
| 11 | Non randomized | Not serious | Not serious | Serious ^e | Not serious | Strong association | 2,597/ 631,889 (0.41%) | 3,262/ 621,815 (0.52%) | 0.75 (0.65–0.86) | Type 3 ^f |
| Severe SARS-CoV-2 infection | | | | | | | | | | |
| 42 | Non randomized | Serious ^g | Not serious | Very serious ^h | Not serious | Strong association | 3,708/ 1,804,252 | 6,222/ 2,267,374 | 0.83 (0.78–0.89) | Type 4 ⁱ |

| | | | | | | | | | | |
|--|----------------|----------------------|-------------|---------------------------|----------------------|--------------------|--------------------------------|--------------------------------|----------------------|---------------------|
| | | | | | | | (0.20%) | (0.27%) | | |
| Hospitalization due to COVID-19 | | | | | | | | | | |
| 27 | Non randomized | Serious ^j | Not serious | Serious ^k | Not serious | Strong association | 3,383/ 1,193,030 (0.28%) | 5,658/ 1,655,375 (0.34%) | 0.88 (0.82– 0.94) | Type 4 ⁱ |
| Death due to COVID-19 | | | | | | | | | | |
| 21 | Non randomized | Serious ^l | Not serious | Very serious ^m | Serious ⁿ | Strong association | 138/ 81,556 (0.17%) | 206/ 72,883 (0.28%) | 0.84 (0.76–0.93) | Type 4 ^o |

932

933 GRADE, Grading of Recommendations, Assessments, Development, and Evaluations; HR, hazard ratio; IRR, incidence rate ratio; OR, odds
934 ratio; RoB, risk of bias; RR, relative risk; VE, vaccine effectiveness.

935 ^a Total number of patients across studies that reported the number of events and sample size for a particular outcome. Studies that reported only
936 VE, RR, OR, HR, or IRR were not counted

937 ^b Rating downgraded due to considerable heterogeneity ($I^2=92.5\%$)

938 ^c Major concern for population heterogeneity: Patients with mixed conditions or “immunocompromised” patients (as defined in the article) were
939 considered in 15.4% of studies. Additionally, the studies may have included patients with comorbidities not of interest and patients with

940 differences in the use of immunosuppressive therapies. Some concern for intervention heterogeneity, outcome heterogeneity and indirect
941 comparison: Intervention comparison pairs were heterogeneous in 3.8% of studies; indirect comparison was performed in 5.8% of studies;
942 outcome definitions were rather heterogeneous (test positive and/or symptomatic, any severity)

943 ^d Lower grading (type 4) due to very serious concern for inconsistency and indirectness

944 ^e Major concern for population heterogeneity: Patients with mixed conditions were considered in 18.2% of studies. Additionally, the studies may
945 have included patients with comorbidities not of interest and patients with differences in the use of immunosuppressive therapies. Some concern
946 for indirect comparison: Indirect comparison was performed in 9.1% of studies

947 ^f Lower grading (type 3) due to serious concern for indirectness and nonrandomized studies

948 ^g Serious or very serious RoB in 19 of 42 studies (45.3%): Boekel 2022 [120], Capuano 2023 [112], Dimitrov 2023 [116], Embi 2021 [76],
949 Figueiredo 2021 [78], Hernandez 2022 [61], Kshirsagar 2022 [86], Liew 2022 [87], Magnusson 2021 [121], Malinis 2021 [88], Manley 2023
950 [62], Marinaki 2022 [119], Miao 2023 [89], Motwani 2023 [63], Odriozola 2022 [106], Song 2022 [70], Valkov 2023 [117], Wang 2022 [98],
951 and Yetmar 2022 [99]

952 ^h Major concern for population heterogeneity: SARS-CoV-2-infected subset of the vaccinated population was studied or patients with mixed
953 conditions or “immunocompromised” patients (as defined in the article) were considered in 30.9% of studies. Additionally, the studies may have
954 included patients with comorbidities not of interest and patients with differences in the use of immunosuppressive therapies. Some concern for
955 intervention heterogeneity, outcome heterogeneity and indirect comparison: Intervention comparison pairs were heterogeneous in 7.1% of
956 studies; indirect comparison was performed in 9.5% of studies; outcome definitions were rather heterogeneous (defined severe infection and
957 derived from hospitalization and/or death)

958 ⁱ Lower grading (type 4) due to serious concern for RoB and indirectness

959 ^j Serious or very serious RoB in 12 of 27 studies (44.4%): Boekel 2022 [120], Embi 2021 [76], Figueiredo 2021 [78], Kshirsagar 2022 [86],
960 Liew 2022 [87], Magnusson 2021 [121], Manley 2023 [62], Marinaki 2022 [119], Miao 2023 [89], Motwani 2023 [63], Odriozola 2022 [106],
961 and Wang 2022 [98]

962 ^k Major concern for population heterogeneity: SARS-CoV-2-infected subset of the vaccinated population was studied or patients with mixed
963 conditions or “immunocompromised” patients (as defined in the article) were considered in 44.4% of studies. Additionally, the studies may have
964 included patients with comorbidities not of interest and patients with differences in the use of immunosuppressive therapies. Some concern for
965 intervention heterogeneity and indirect comparison: Intervention comparison pairs were heterogeneous in 3.7% of studies; indirect comparison
966 was performed in 14.8% of studies

967 ^l Serious or very serious RoB in 12 of 21 studies (57.1%): Boekel 2022 [120], Capuano 2023 [112], Dimitrov 2023 [116], Hernandez 2022 [61],
968 Kshirsagar 2022 [86], Liew 2022 [87], Malinis 2021 [88], Manley 2023 [62], Miao 2023 [89], Odriozola 2022 [106], Valkov 2023 [117], and
969 Yetmar 2022 [99]

970 ^m Major concern for population heterogeneity and intervention heterogeneity: SARS-CoV-2-infected subset of the vaccinated population was
971 studied or patients with mixed conditions or “immunocompromised” patients (as defined in the article) were considered in 52.4% of studies.
972 Additionally, the studies may have included patients with comorbidities not of interest and patients with differences in the use of
973 immunosuppressive therapies. Intervention comparison pairs were heterogeneous in 19.0% studies. Some concern for indirect comparison:
974 Indirect comparison was performed in 4.8% of studies

975 ⁿ Rating downgraded due to 17 out of 21 studies (81.0%) with 95% CIs crossing thresholds of harm as well as benefit

976 ^o Lower grading (type 4) due to serious concern for RoB and imprecision and very serious concern for indirectness

977 **Table 3** Summary of overall GRADE findings in adults with CEV 1 or 2 conditions

| Certainty assessment | | | | | | | mRNA-1273, n/N (%) ^a | BNT162b2, n/N (%) ^a | RR (95% CI) | Certain y |
|---|-------------------|----------------------|----------------------|----------------------|-----------------|------------------------------|------------------------------------|-----------------------------------|--------------------------|---------------------|
| Studies, n | Study design | RoB | Inconsistenc y | Indirectne ss | Imprecisio n | Other considerations | | | | |
| SARS-CoV-2 infection | | | | | | | | | | |
| 38 | Non randomized | Serious ^b | Serious ^c | Serious ^d | Not serious | Strong association | 16,456/ 983,311 (1.67%) | 23,707 /1,120,372 (2.12%) | 0.90 (0.84 –0.97) | Type 4 ^e |
| Symptomatic SARS-CoV-2 infection | | | | | | | | | | |
| 6 | Non randomized | Not serious | Not serious | Not serious | Not serious | Possible publication bias | 2,112/ 629,848 (0.34%) | 2,415/ 618,517 (0.39%) | 0.83 (0.68–1.01) | Type 3 ^f |
| Severe SARS-CoV-2 infection | | | | | | | | | | |

| | | | | | | | | | | |
|---------------------------------------|----------------|---------------------------|-------------|---------------------------|----------------------|--------------------|----------------------------------|------------------------------------|--------------------------|---------------------|
| 28 | Non randomized | Serious ^g | Not serious | Very serious ^h | Not serious | Strong association | 1,701/ 946,925 (0.18%) | 2,738/ 1,035,591 (0.26%) | 0.81 (0.77– 0.86) | Type 4 ⁱ |
| Hospitalizaion due to COVID-19 | | | | | | | | | | |
| 22 | Non randomized | Serious ^j | Not serious | Very serious ^k | Serious ^l | Strong association | 1,603/390,141 (0.41%) | 2,535/479,736 (0.53%) | 0.84 (0.79– 0.89) | Type 4 ^m |
| Death due to COVID-19 | | | | | | | | | | |
| 13 | Non randomized | Very serious ⁿ | Not serious | Serious ^o | Serious ^p | Strong association | 76 /31,813 (0.24%) | 73/ 20,652 (0.35%) | 0.68 (0.50– 0.91) | Type 4 ^m |

978 CEV, clinically extremely vulnerable; GRADE, Grading of Recommendations, Assessments, Development, and Evaluations; HR, hazard ratio;
979 IRR, incidence rate ratio; OR, odds ratio; RoB, risk of bias; RR, relative risk; VE, vaccine effectiveness.

980 ^a Total number of patients across studies that reported the number of events and sample size for a particular outcome. Studies that reported only
981 VE, RR, OR, HR, or IRR were not counted

982 ^b Serious or very serious RoB in 12 out of 38 studies (31.6%): Alkadi 2022 [69], Boekel 2022 [120], Chen 2023 [124], Embi 2021 [76],
983 Magnusson 2021 [121], Malinis 2021 [88], Manley 2023 [62], Marinaki 2022 [119], Motwani 2023 [63], Radcliffe 2022 [100], Rooney 2022
984 [94], and Wang 2022 [98]

985 ^c Rating downgraded due to considerable heterogeneity ($I^2=80.2\%$)

986 ^d Some concern for population, intervention, outcome heterogeneity and indirect comparison: Patients with mixed conditions were considered in
987 13.2% of studies. Additionally, the studies may have included patients with comorbidities not of interest and patients with differences in the use
988 of immunosuppressive therapies. Intervention comparison pairs were heterogeneous in 2.6% studies. Indirect comparison was performed in 5.3%
989 studies. Outcome definitions rather heterogeneous (test positive and/or symptomatic, any severity)

990 ^e Lower grading (type 4) due to serious concern for RoB and inconsistency and very serious concern for indirectness

991 ^f Low grading (type 3) due to possible publication bias and inclusion of only nonrandomized studies

992 ^g Serious or very serious RoB in 15 out of 28 studies (53.6%): Boekel 2022 [120], Capuano 2023 [112], Embi 2021 [76], Hernandez 2022 [61],
993 Liew 2022 [87], Magnusson 2021 [121], Malinis 2021 [88], Manley 2023 [62], Marinaki 2022 [119], Miao 2023 [89], Motwani 2023 [63],
994 Odriozola 2022 [106], Song 2022 [70], Wang 2022 [98], and Yetmar 2022 [99]

995 ^h Major concern for population heterogeneity: SARS-CoV-2-infected subset of the vaccinated population was studied or patients with mixed
996 conditions or “immunocompromised” patients (as defined in the article) were considered in 28.6% of studies. Additionally, the studies may have
997 included patients with comorbidities not of interest and patients with differences in the use of immunosuppressive therapies. Some concern for
998 intervention heterogeneity, outcome heterogeneity and indirect comparison: Intervention comparison pairs were heterogeneous in 3.6% of
999 studies; indirect comparison was performed in 10.7% of studies; outcome definitions were rather heterogeneous (defined severe infection and
1000 derived from hospitalization and/or death)

1001 ⁱ Lower grading (type 4) due to serious concern for RoB and very serious concern for indirectness

1002 ^j Serious or very serious RoB in 11 out of 22 studies (50.0%): Boekel 2022 [120], Embi 2021 [76], Holroyd 2022 [80], Liew 2022 [87],
1003 Magnusson 2021 [121], Manley 2023 [62], Marinaki 2022 [119], Miao 2023 [89], Motwani 2023 [63], Odriozola 2022 [106], and Wang 2022
1004 [98]

1005 ^k Major concern for population heterogeneity and indirect comparison: SARS-CoV-2-infected subset of the vaccinated population was studied or
1006 patients with mixed conditions or “immunocompromised” patients (as defined in the article) were considered in 40.9% of studies. Additionally,
1007 the studies may have included patients with comorbidities not of interest and patients with differences in the use of immunosuppressive
1008 therapies. Indirect comparison was performed in 18.2% of studies. Some concern for intervention heterogeneity: Intervention comparison pairs
1009 were heterogeneous in 4.5% of studies

1010 ^l Rating downgraded due to 14 out of 22 studies (63.6%) with 95% CIs crossing thresholds of harm as well as benefit

1011 ^m Lower grading (Type 4) due to serious concern for risk of bias, indirectness and imprecision

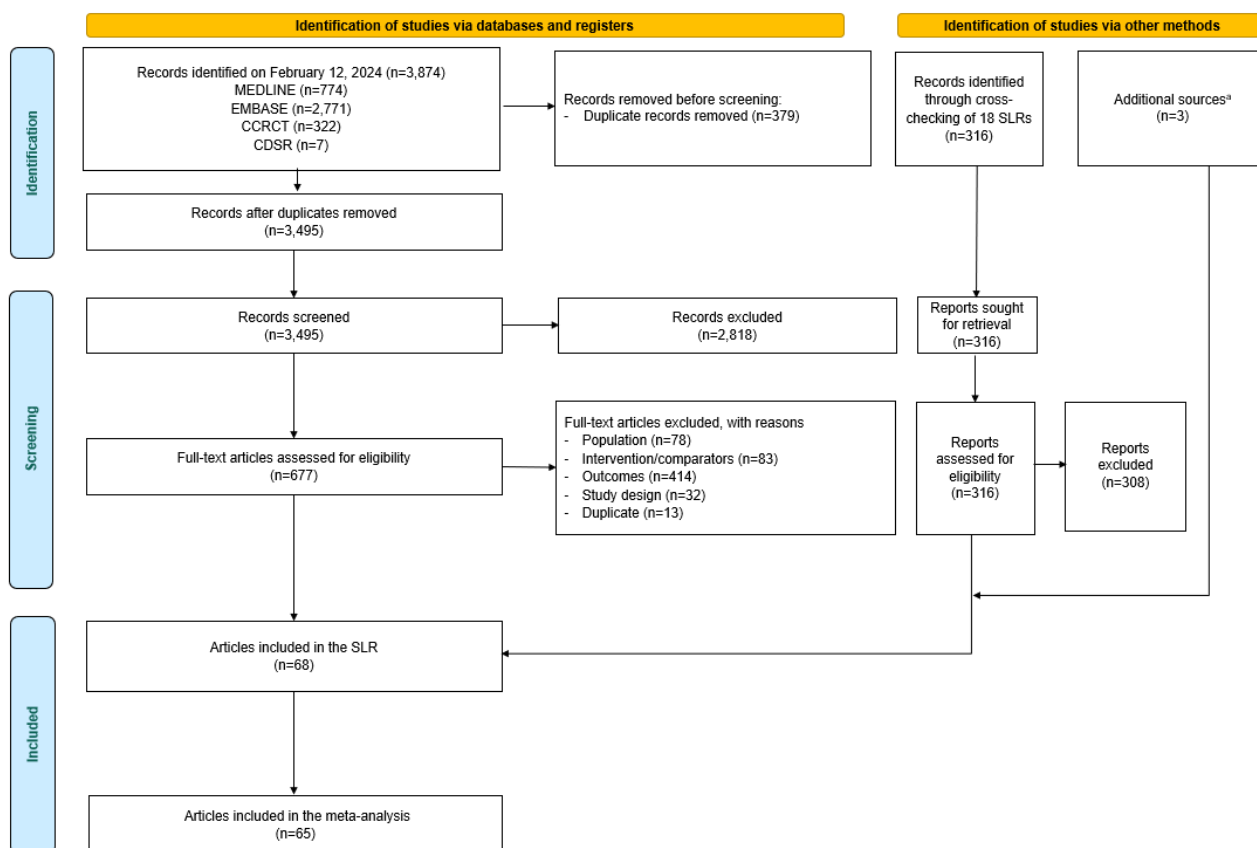
1012 ⁿ Serious or very serious RoB in 9 out of 13 studies (69.2%): Boekel 2022 [120], Capuano 2023 [112], Hernandez 2022 [61], Liew 2022 [87],
1013 Malinis 2021 [88], Manley 2023 [62], Miao 2023 [89], Odriozola 2022 [106], and Yetmar 2022 [99]

1014 ^o Major concern for population heterogeneity: SARS-CoV-2-infected subset of the vaccinated population was studied or patients with mixed
1015 conditions or “immunocompromised” patients (as defined in the article) were considered in 46.2% of studies. Additionally, the studies may have
1016 included patients with comorbidities not of interest and patients with differences in the use of immunosuppressive therapies. Some concern for
1017 intervention heterogeneity: Intervention comparison pairs were heterogeneous in 7.7% of studies

1018 ^p Rating downgraded due to 11 out of 13 studies (84.6%) with 95% CIs crossing thresholds of harm as well as benefit

1019 **FIGURES**

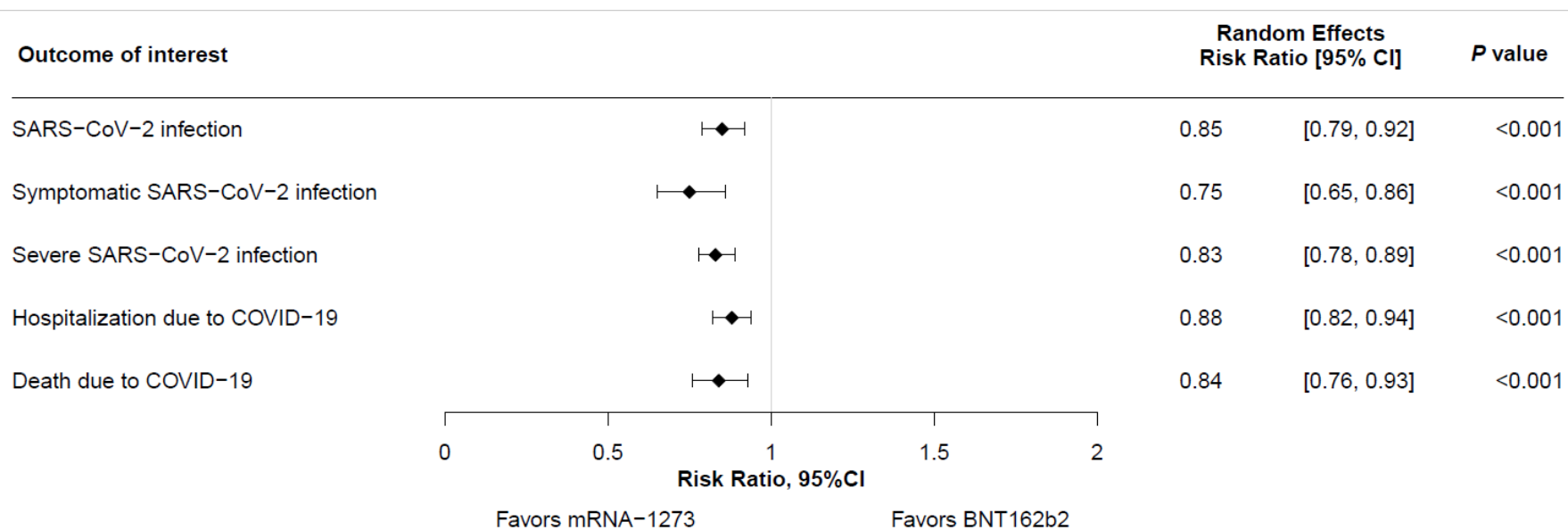
1020 **Fig. 1** PRISMA flow diagram. ^a Includes 2 preprints and 1 poster. CCRT, Cochrane Central
 1021 Register of Controlled Trials; CDSR, Cochrane Database of Systematic Reviews; PRISMA,
 1022 Preferred Reporting Items for Systematic Reviews and Meta-Analyses; SLR, systematic
 1023 literature review.



1024

1025

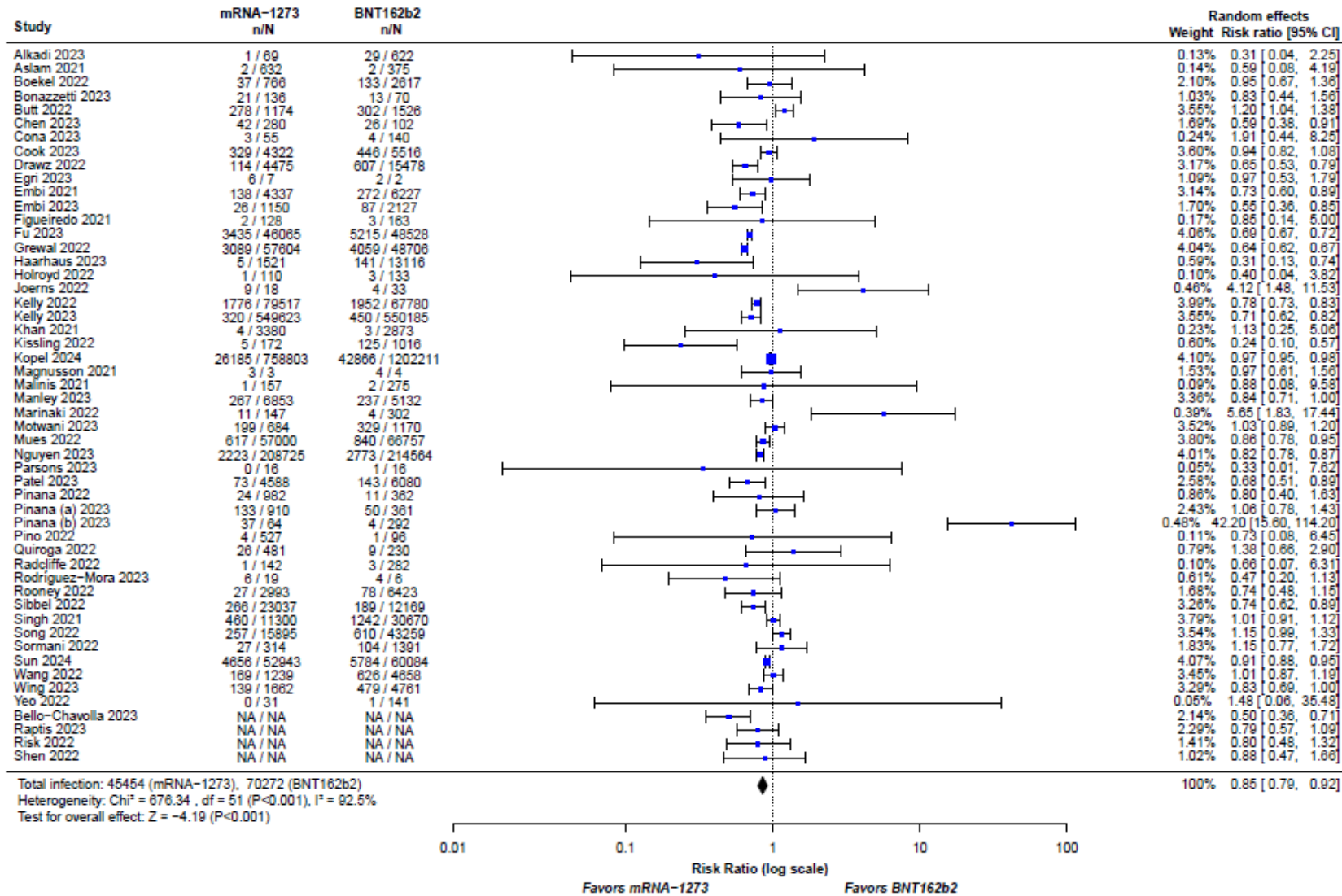
1026 **Fig. 2** Summary of meta-analysis results on clinical effectiveness outcomes of the mRNA-1273 versus BNT162b2 COVID-19 vaccines in the
 1027 overall population of adults with at least one of the following underlying medical conditions: autoimmune disease, solid tumor, solid organ
 1028 transplant, hematologic malignancy, chronic kidney disease with and without hemodialysis, type 1 and 2 diabetes, cardiovascular disease,
 1029 cerebrovascular disease, chronic liver condition, neurologic condition, chronic respiratory condition, obesity.



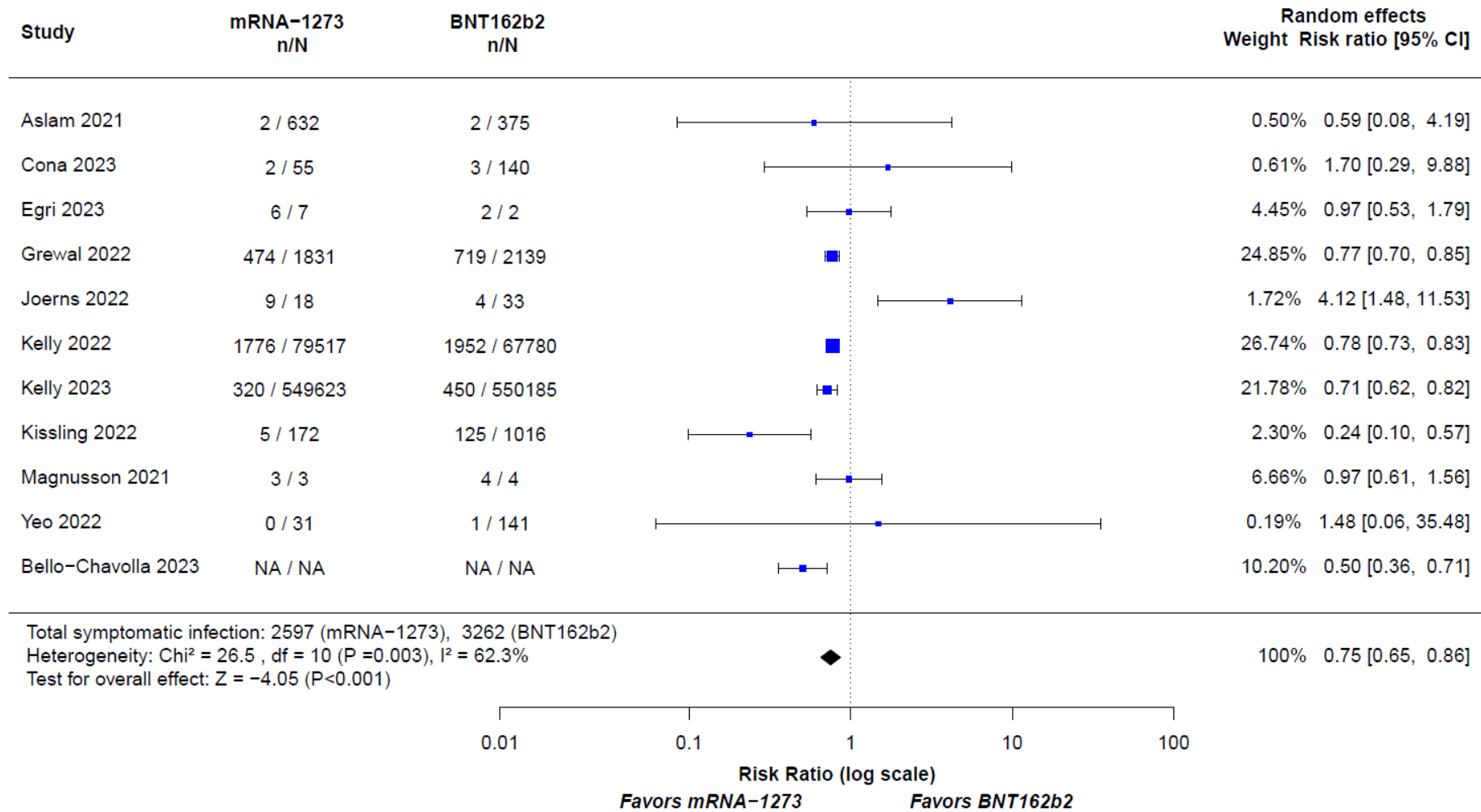
1030

1031 **Fig. 3** Meta-analysis results comparing the mRNA-1273 versus BNT162b2 COVID-19 vaccines in the overall population of adults with at least
1032 one medical condition^a by study for (a) SARS-CoV-2 infection, (b) symptomatic SARS-CoV-2 infection, (c) severe SARS-CoV-2 infection, (d)
1033 hospitalization due to COVID-19, and (e) death due to COVID-19. ^aAutoimmune disease, solid tumor, solid organ transplant, hematologic
1034 malignancy, chronic kidney disease with and without hemodialysis, type 1 and 2 diabetes, cardiovascular disease, cerebrovascular disease,
1035 chronic liver condition, neurologic condition, chronic respiratory condition, obesity.

1036 (a) SARS-CoV-2 infection (n=52)

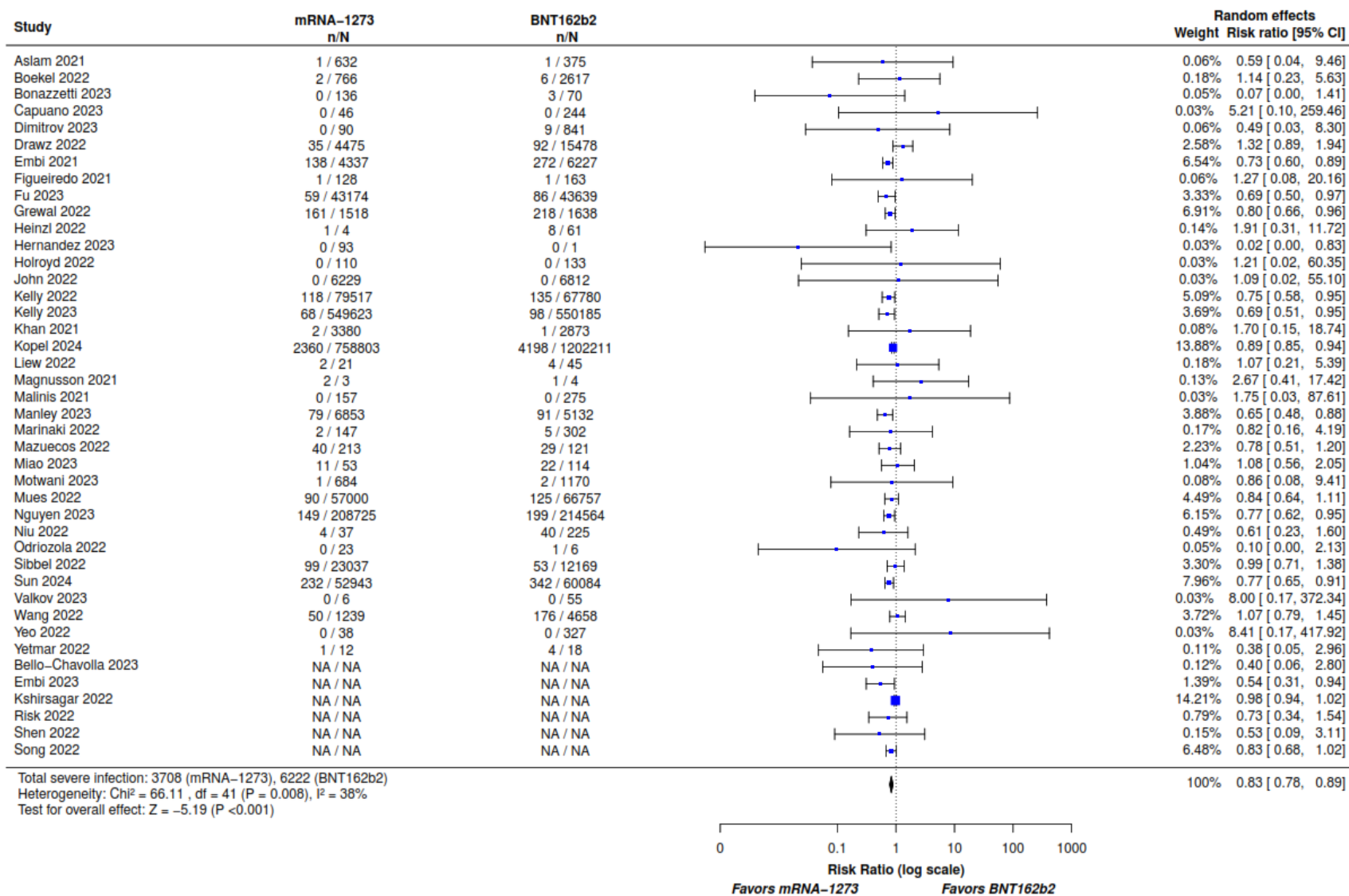


1038 (b) Symptomatic SARS-CoV-2 infection (n=11)



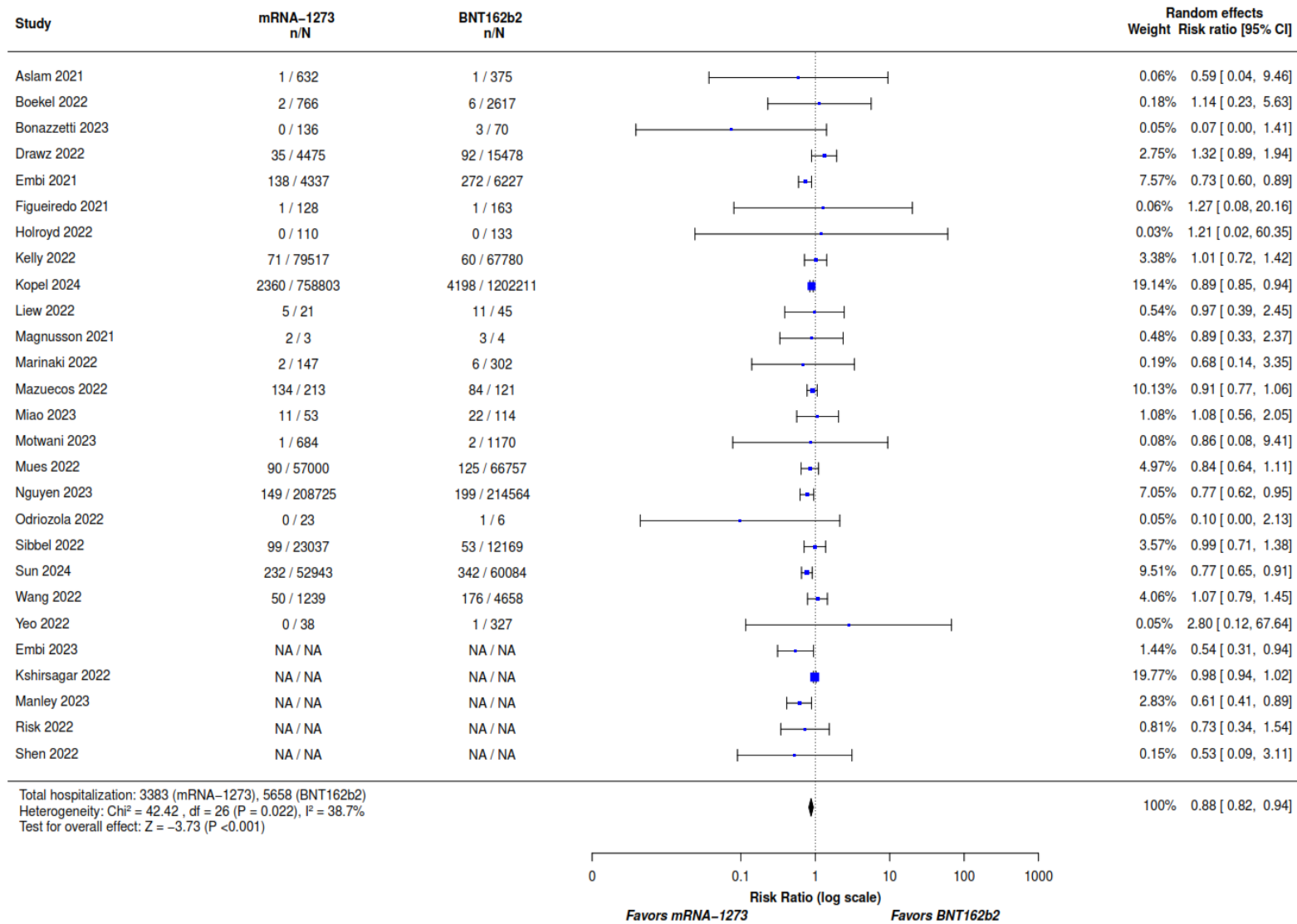
1039

1040 (c) Severe SARS-CoV-2 infection (n=42)



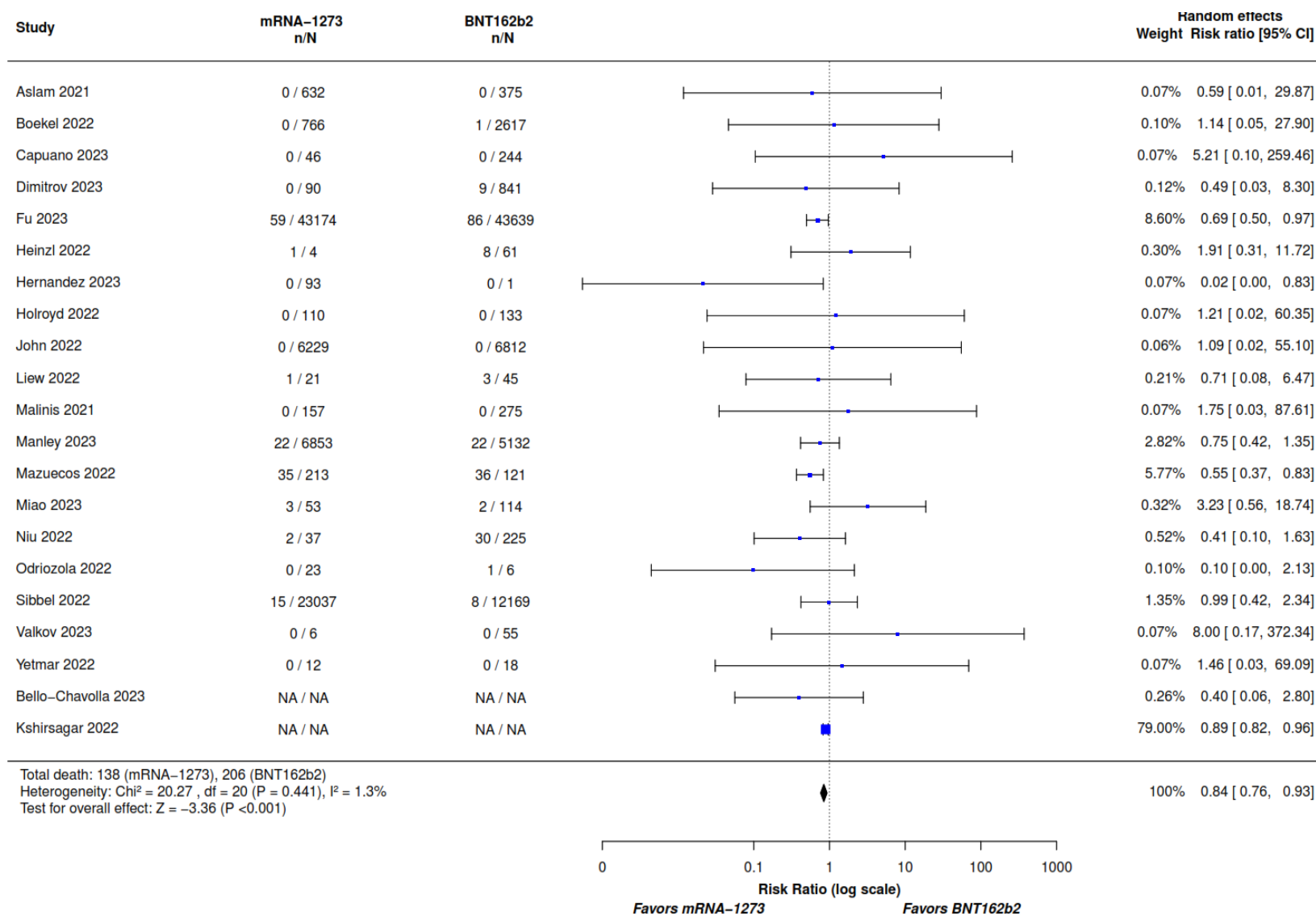
1041

1042 (d) Hospitalization due to COVID-19 (n=27)



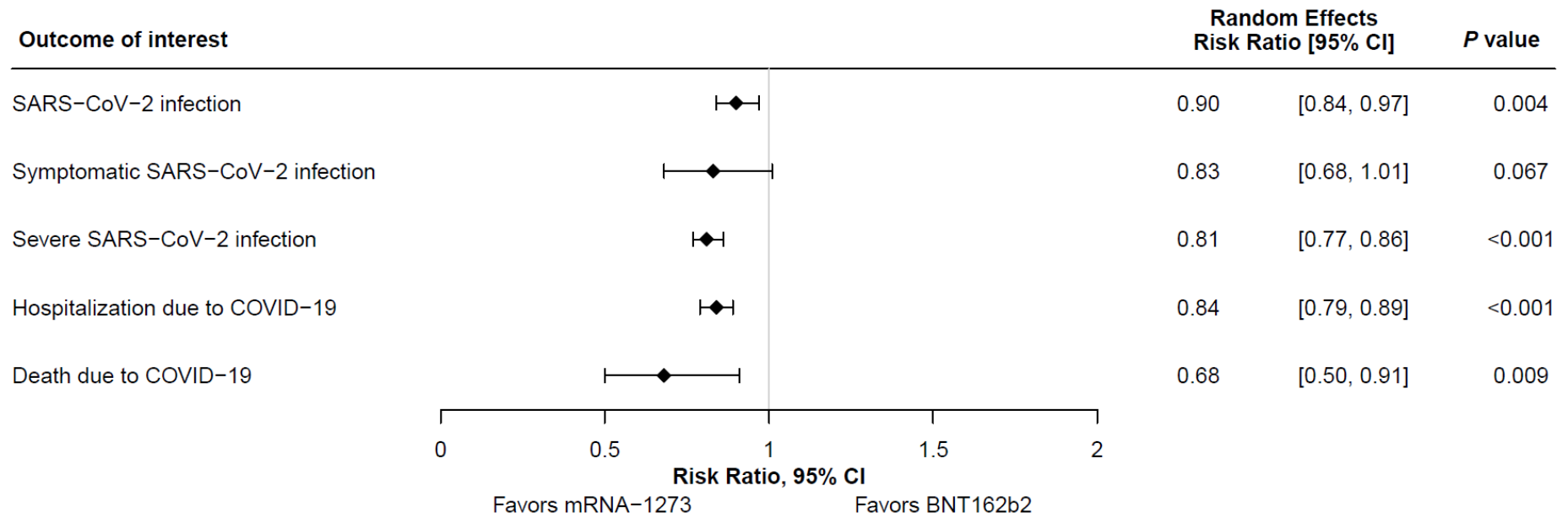
1043

1044 (e) Death due to COVID-19 (n=21)



1045

1046 **Fig. 4** Summary of meta-analysis results on clinical effectiveness outcomes of the mRNA-1273 versus BNT162b2 COVID-19 vaccines in adults
 1047 with CEV 1 and 2 conditions. CEV, clinically extremely vulnerable.



1048

1049

1050 **Fig. 5** Summary of subgroup meta-analysis results on clinical effectiveness outcomes of the mRNA-1273 versus BNT162b2 COVID-19
 1051 vaccines in adults with (a) at least one underlying medical condition^a and (b) CEV 1 and 2 conditions. ^aAutoimmune disease, solid tumor, solid
 1052 organ transplant, hematologic malignancy, chronic kidney disease with and without hemodialysis, type 1 and 2 diabetes, cardiovascular disease,
 1053 cerebrovascular disease, chronic liver condition, neurologic condition, chronic respiratory condition, obesity. Blue shading represents
 1054 statistically significant RR in favor of mRNA-1273 over BNT162b2, purple shading represents statistically nonsignificant RR, and pink shading
 1055 represents statistically nonsignificant RR in favor of BNT162b2 over mRNA-1273. CEV, clinically extremely vulnerable; RR, risk ratio.

1056 **(a) Adults with at least one underlying medical condition**

| Outcome, Random Effects Risk Ratio (95% CI) | 2 Doses | ≥3 Doses Overall | ≥3 Doses Homologous | ≥3 Doses Heterologous | ≥4 Doses | Age 18–65 | Delta | Omicron |
|---|------------------|---------------------|------------------------|--------------------------|------------------|-------------------|------------------|------------------|
| SARS-CoV-2 infection | 0.86 (0.79–0.95) | 0.82 (0.73–0.91) | 0.78 (0.70–0.86) | 0.92 (0.87–0.98) | 0.97 (0.95–0.98) | 0.89 (0.80–0.99) | 0.76 (0.69–0.84) | 0.81 (0.69–0.95) |
| Symptomatic SARS-CoV-2 infection | 0.79 (0.41–1.51) | 0.77 (0.73–0.81) | 0.77 (0.73–0.81) | — | — | 0.97 (0.06–16.07) | 0.50 (0.20–1.25) | 0.82 (0.73–0.92) |
| Severe SARS-CoV-2 infection | 0.87 (0.80–0.93) | 0.81 (0.73–0.89) | 0.77 (0.66–0.90) | 0.93 (0.74–1.16) | — | 0.80 (0.71–0.91) | 0.78 (0.69–0.87) | 0.89 (0.85–0.93) |
| Hospitalization due to COVID-19 | 0.85 (0.79–0.92) | 0.85 (0.74–0.97) | 0.86 (0.64–1.14) | 0.84 (0.71–0.98) | — | 0.80 (0.71–0.91) | 0.85 (0.73–1.00) | 0.86 (0.67–1.11) |
| Death due to COVID-19 | 0.92 (0.80–1.05) | 0.65 (0.23–1.86) | 0.65 (0.10–4.10) | 1.05 (0.35–3.18) | — | — | 0.66 (0.47–0.93) | 0.86 (0.18–4.12) |

1057

1058 (b) Adults with CEV 1 and 2 conditions

| Outcome, Random Effects Risk Ratio (95% CI) | 2 Doses | ≥3 Doses Overall | ≥3 Doses Homologous | ≥3 Doses Heterologous | Delta | Omicron |
|--|------------------|---------------------|------------------------|--------------------------|------------------|-------------------|
| SARS-CoV-2 infection | 0.91 (0.82–1.00) | 0.87 (0.78–0.97) | 0.92 (0.72–1.17) | 0.93 (0.88–0.98) | 0.79 (0.73–0.85) | 0.87 (0.79–0.95) |
| Symptomatic SARS-CoV-2 infection | 1.50 (0.63–3.56) | 0.76 (0.71–0.82) | 0.76 (0.71–0.82) | — | — | — |
| Severe SARS-CoV-2 infection | 0.80 (0.73–0.87) | 0.76 (0.66–0.87) | 0.67 (0.51–0.89) | 0.83 (0.76–0.90) | 0.73 (0.65–0.82) | 0.88 (0.75–1.04) |
| Hospitalization due to COVID-19 | 0.83 (0.76–0.90) | 0.81 (0.70–0.93) | 0.72 (0.44–1.16) | 0.82 (0.72–0.93) | 0.82 (0.73–0.92) | 0.84 (0.73–0.97) |
| Death due to COVID-19 | 0.68 (0.51–0.92) | 0.20 (0.01–3.98) | 0.50 (0.00–256.45) | 0.15 (0.01–1.70) | 0.57 (0.38–0.85) | 0.59 (0.01–28.72) |

1059