

1 **Characterising global risk profiles of Mpox** 2 **clade Ib importation**

3
4 **Toshiaki R. Asakura, MD, MSc^{1,2,3}, Sung-mok Jung, PhD⁴, Shihui Jin, PhD⁵, Gang Hu,**
5 **PhD⁵, Akira Endo, MD, PhD^{1,2,3,5*}, Borame Lee Dickens, PhD⁵**

- 6
7 1. Department of Infectious Disease Epidemiology and Dynamics, London School of
8 Hygiene & Tropical Medicine, London, UK
9 2. Centre for Mathematical Modelling of Infectious Diseases, London School of
10 Hygiene & Tropical Medicine, London, UK
11 3. School of Tropical Medicine and Global Health, Nagasaki University, Nagasaki,
12 Japan
13 4. Carolina Population Center, University of North Carolina at Chapel Hill, Chapel Hill,
14 NC, USA
15 5. Saw Swee Hock School of Public Health, National University of Singapore,
16 Singapore

17 * Correspondence to: Akira Endo, MD, PhD, 12 Science Drive 2, #10-01, Singapore 117549

18

19 Running title: Characterising global risk profiles of Mpox clade Ib importation

20 Keywords: mpox, clade Ib, importation risk, travel volume

21

22

23 **Abstract**

24 The novel mpox clade Ib initially identified in the Democratic Republic of Congo has spread to
25 its multiple neighbouring countries as well as countries beyond the African continent. We
26 characterised the global risk of importation of mpox clade Ib, highlighting the need to ramp
27 up surveillance capacity for early detection.

28 (49 words)

29

30 **Main text**

31 In September 2023, a cluster of mpox cases were reported in Kamituga health zone of the
32 South Kivu province, the Democratic Republic of Congo (DRC), from which a novel virus
33 clade Ib was identified.¹ Genetic analyses have shown evidence of sustained human-to-
34 human transmission since its emergence,¹ with rapid spread to other health zones in South
35 Kivu and neighbouring countries, including Burundi, Rwanda, Uganda and Kenya by August
36 2024. Unlike clade Ia, primarily driven by zoonotic exposure and limited human-to-human
37 transmission typically within households,² clade Ib has been reported to be additionally
38 spread through sexual contact, highlighted by the increased risk among sex workers and their
39 clients.³ This shift in transmission modes and rapid spread prompted the (re-)declaration of
40 the World Health Organization's Public Health Emergency of International Concern (PHEIC)
41 on mpox. Shortly after, clade Ib reached beyond the African continent with two travel-
42 associated cases reported in Sweden and Thailand on 15 and 22 August 2024, respectively.⁴

43

44 International flight travel volume data can help to infer and contextualise the country-specific
45 risk of importing clade Ib mpox cases into countries currently without local transmission
46 (Figure 1A). We used a simple statistical model assuming the risk of importation in a country
47 is proportional to the OAG flight travel volume (monthly average from May 2023 to June

48 2024) from the source countries. Given the two importations observed outside Africa, we
49 estimate that 23,183 (95% confidence interval: 3,765-72,255) local clade Ib infections may
50 have accumulated in the DRC, assuming DRC is the primary source of exportation and that
51 no additional undetected importations exist (see supplementary materials for sensitivity
52 analysis assuming additional source countries). As of August 2024, the reported numbers of
53 confirmed and suspected cases in the North and South Kivu provinces—where clade Ib is
54 known to circulate in the DRC—are 1,443 and 5,077, respectively. This discrepancy may
55 suggest moderate underreporting of clade Ib infections in the DRC.

56

57 We simulated the likely phase at which a country may experience its first clade Ib
58 importation (Figure 1B-C) by estimating how many imported cases and countries would be
59 recorded before the first importation occurs. This provides an overview of the clade Ib
60 importation landscape, showing a likelihood of immediate importation in a country based on
61 importations reported elsewhere. We obtained similar results in our sensitivity analysis where
62 we assumed countries with confirmed cases other than the DRC are also sources of
63 exportation (Figure S1, S2).

64

65 Our simulations suggest that neither Sweden (36th [95% range: 3-74th] country to import in
66 our simulation) nor Thailand (47th [6-88th]), reporting the first two importations, is among
67 the countries to expect the earliest importation. Whilst the full travel history of these two
68 cases including origin, destination and stopovers may explain this discrepancy, it also
69 suggests potential undetected importations in countries with high travel volume. Additionally,
70 clade Ib's deletion in the target domain could have affected PCR testing accuracy for the
71 clade differentiation from globally circulating clade Iib,⁵ especially before the PHEIC
72 declaration. Enhancing surveillance capacity worldwide to detect possible clade Ib arrivals is

73 crucial to prevent further international spread, which would also allow the global health
74 community to sustain support for containment in the most affected region.

75

76 **Funding**

77 TRA is supported by the Rotary Foundation (GG2350294), the Nagasaki University World-
78 leading Innovative & Smart Education (WISE) Program of the Japanese Ministry of
79 Education, Culture, Sports, Science and Technology (MEXT) and the Japan Society for the
80 Promotion of Science (JSPS) KAKENHI Grant-in-Aid for JSPS Fellows (JP24KJ1827). S-mJ
81 is supported by the Centers for Disease Control and Prevention Safety and Healthcare
82 Epidemiology Prevention Research Development programme (200-2016-91781). AE is
83 supported by Japan Science and Technology Agency (JPMJPR22R3), JSPS Grants-in-Aid
84 KAKENHI (JP22K17329) and National University of Singapore Start-Up Grant. SJ, GH and
85 BLD are supported by the Ministry of Education Reimagine Research Grant and PREPARE,
86 Ministry of Health.

87

88 **Conflict of interest**

89 None declared.

90

91 **Author contributions**

92 TRA: Conception, Investigation, Formal analysis, Writing-original draft. S-mJ:
93 Investigation, Critical review and editing of the manuscript. SJ: Data curation. GH: Data
94 curation. AE: Conception, Investigation, Formal analysis, Supervision, Critical review and
95 editing of the manuscript. BLD: Investigation, Formal analysis, Supervision, Critical review
96 and editing of the manuscript.

97

98 **Data availability**

99 The data analysis code in the present study is deposited on

100 https://github.com/toshiakiasakura/mpox1b_importation_risk. The OAG flight volume data

101 was not uploaded as per the terms of the contract.

102

103 **References**

104 **1** Vakaniaki EH, Kacita C, Kinganda-Lusamaki E, et al. Sustained human outbreak of a new MPXV
105 clade I lineage in eastern Democratic Republic of the Congo. *Nat Med* 2024.

106 <https://doi.org/10.1038/s41591-024-03130-3>.

107 **2** Whitehouse ER, Bonwitt J, Hughes CM, et al. Clinical and epidemiological findings from

108 enhanced Monkeypox surveillance in Tshuapa province, Democratic Republic of the Congo during
109 2011–2015. *The Journal of Infectious Diseases* 2021; 223: 1870–8.

110 **3** Masirika LM, Nieuwenhuijse DF, Ndishimye P, et al. Mapping the distribution and describing the
111 first cases from an ongoing outbreak of a New Strain of mpox in South Kivu, Eastern Democratic
112 Republic of Congo between September 2023 to April 2024. 2024.

113 <https://doi.org/10.1101/2024.05.10.24307057>.

114 **4** European Centre for Disease Prevention and Control. Epidemiological update: Mpox due to
115 monkeypox virus clade I. 2024. [https://www.ecdc.europa.eu/en/news-events/epidemiological-](https://www.ecdc.europa.eu/en/news-events/epidemiological-update-mpox-due-monkeypox-virus-clade-i)
116 [update-mpox-due-monkeypox-virus-clade-i](https://www.ecdc.europa.eu/en/news-events/epidemiological-update-mpox-due-monkeypox-virus-clade-i) (accessed 6 Sep 2024).

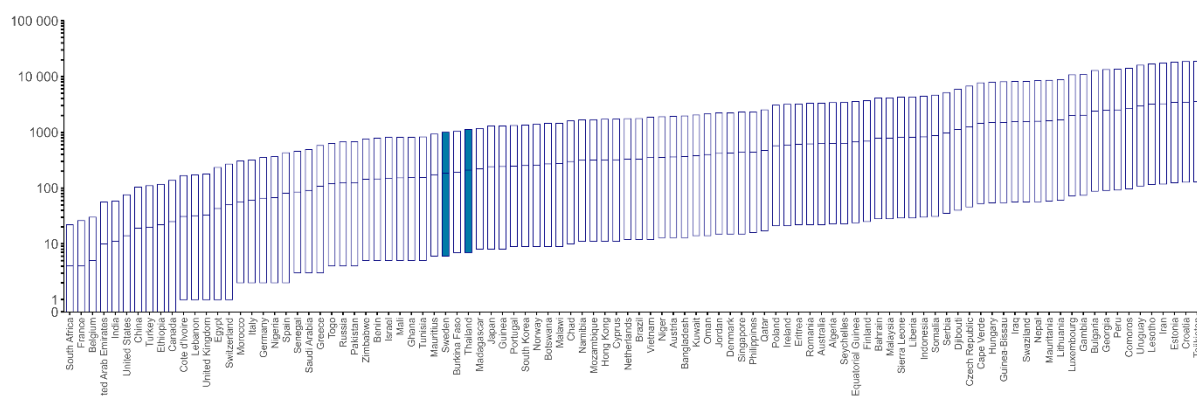
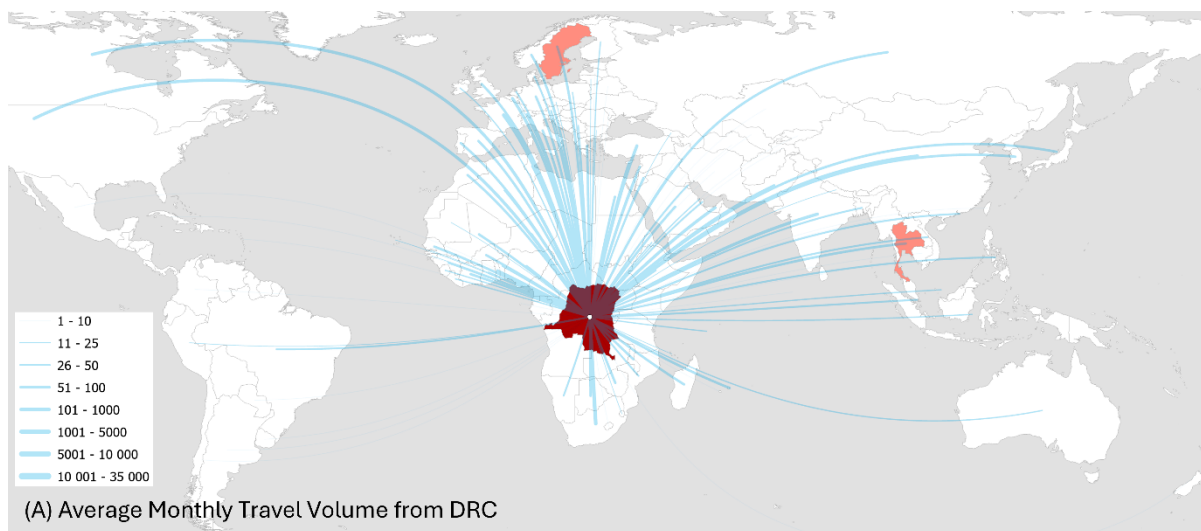
117 **5** Masirika LM, Udahemuka JC, Schuele L, et al. Ongoing mpox outbreak in Kamituga, South Kivu
118 province, associated with monkeypox virus of a novel Clade I sub-lineage, Democratic Republic of
119 the Congo, 2024. *Eurosurveillance* 2024; **29**. [https://doi.org/10.2807/1560-](https://doi.org/10.2807/1560-7917.ES.2024.29.11.2400106)

120 [7917.ES.2024.29.11.2400106](https://doi.org/10.2807/1560-7917.ES.2024.29.11.2400106).

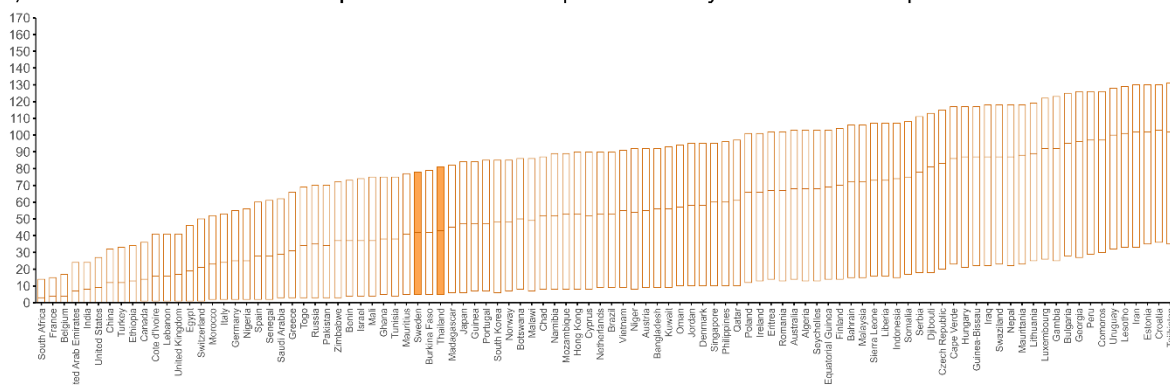
121

122

123



(B) Simulated total number of importations before a specific country observed one importation



(C) Simulated number of countries with importations before a specific country observed one importation

124

125 **Figure 1. Travel volumes and simulated number of importations and countries before**

126 **the first importation in a specific country. (A) Travel volume from the DRC to**

127 **international countries. (B) Simulated total number of importations before a specific country**

128 **observed one importation and (C) Simulated number of countries with importations before a**

129 **specific country observed one importation. Only the top 100 countries with the highest travel**

130 volume are included in the figure. Sweden and Thailand reporting an imported clade Ib case
131 are highlighted. This analysis assumes that DRC is the only source of exportation while
132 sensitivity analyses assuming the additional countries as sources (including Burundi, Uganda,
133 Kenya and Rwanda) are available in the Supplementary Materials (Figure S1, S2). Flight
134 volumes for the above countries to Angola, Burundi, Cameroon, DRC, Central African
135 Republic, Gabon, Kenya, Rwanda, Republic of the Congo, South Sudan, Tanzania, Uganda
136 and Zambia were excluded as they have reported historic or current clade Ia or Ib mpox
137 cases.

Supplementary information for

Characterising global risk profiles of Mpox clade Ib importation

Toshiaki R. Asakura, MD, MSc, Sung-mok Jung, PhD, Shihui Jin, PhD, Gang Hu, PhD, Akira Endo, MD, PhD, Borame Lee Dickens, PhD

Contents

- Material and methods
 - Data source
 - Back-projecting the cumulative incidence in countries with ongoing spread
 - Model for the simulated total number of importations and simulated number of countries ever importing mpox clade Ib
- Supplementary results
 - Back-projected cumulative incidence in countries with ongoing outbreaks
 - Sensitivity analysis for the simulated number of importations and number of countries ever importing given one observation in a specific country
- Table S1
- Figure S1-S2
- References

Material and methods

Data source

We used the OAG flight volume dataset spanning from May 2023 to June 2024, which provides comprehensive information on flight volumes between individual airports worldwide.¹ In the present study, we aggregated airport data to obtain country-specific flight volumes and took the monthly average over the included months. The flight volume between any two countries includes direct flights and indirect flights that involve transit through third countries.

Population size data for the Democratic Republic of Congo (DRC), Burundi, Rwanda, Uganda, and Kenya were retrieved from the United Nations population data for 2024.²

Back-projecting the cumulative incidence in countries with ongoing spread

We estimated the cumulative incidence of mpox clade Ib in DRC at the time of importation events in Sweden and Thailand. We assumed that the probability of contracting an infection in DRC is equivalent between travellers and residents. Let C_t be the cumulative incidence of mpox clade Ib in DRC by day t and $O_{i,t}$ be the cumulative incidence in an importing country i by day t . We model $O_{i,t}$ to follow a binomial process:

$$O_{i,t} \sim \text{Bin}(C_t, p_i), \quad (S1)$$

where p_i is the proportion of travellers in DRC and subsequently moving to country i by plane among the population of DRC (N_{DRC}). This proportion (p_i) is described by

$$p_i = \frac{m_{\text{DRC},i}}{30N_{\text{DRC}}} T_d, \quad (S2)$$

where $m_{\text{DRC},i}$ is the average monthly flight volume from DRC to country i and T_d is the average length of stay in DRC (assumed to be 7 or 10 days).

Even though DRC experienced mpox outbreaks across multiple provinces, the majority of mpox clade Ib were reported specifically from North or South Kivu, DRC. Despite the unavailability of specific flight volume data used by travellers visiting North/South Kivu, when we assumed that the travellers' prevalence between North/South Kivu and other provinces within the DRC is proportional to the population size distribution, we can interpret p_i as if we used the flight volume and population size for North and South Kivu. We obtained the monthly flight volume from DRC to country i by averaging the flight volume from May 2023 to June 2024.

The likelihood function for the cumulative incidence is then described by

$$L(C_t) = \prod_i \binom{C_t}{O_{i,t}} p_i^{O_{i,t}} (1 - p_i)^{C_t - O_{i,t}}, \quad (S3)$$

We included countries with the top 100 flight volumes from DRC, while we excluded the following countries which have reported historic or current clade I mpox cases³: Angola, South Suda, Tanzania, Zambia, Republic of the Congo, Central African Republic, Burundi, Rwanda, Uganda, Kenya, Cameroon, and Gabon.

Since both of the two imported cases in Sweden and Thailand visited multiple African countries, we conducted two sensitivity analyses, assuming the primary source of exportation was i) DRC and Burundi, or ii) DRC, Burundi, Rwanda, Uganda and Kenya. The combined monthly average flight volume and combined population size for those countries were used in equation S2. For example, p_i for DRC and Burundi was described by

$$p_i = \frac{m_{DRC,i} + m_{BI,i}}{30(N_{DRC} + N_{BI})} T_d, \quad (S4)$$

where $m_{BI,i}$ is the average monthly outgoing flight volume from Burundi to country i and N_{BI} is the population size in Burundi.

We estimated C_i using the maximum likelihood estimation with the differential evolution for the optimisation algorithm. The 95% confidence interval was obtained using the profile likelihood method.

Model for the simulated total number of importations and simulated number of countries ever importing mpox clade Ib

Assuming that the risk of importing a clade Ib mpox case from countries with ongoing spread is proportional to the flight travel volume, we simulated the cumulative number of imported cases outside most affected countries before a given country i experiences its first imported case: D_i . That is, (D_i+1) -th imported case outside of countries with an ongoing outbreak would be the first imported case in country i . Similarly, we also simulated the number of countries ever importing mpox clade Ib before the first importation in country i : N_i . Country i would be the (N_i+1) -th country to ever import a case.

Under the assumption that either (i) DRC, (ii) DRC and Burundi and (iii) DRC, Burundi, Uganda, Kenya and Rwanda are the primary source of importation throughout the time course of interest (i.e. we did not consider established local transmission in any other country onward that could contribute to importation elsewhere), we modelled D_i to follow a geometric distribution:

$$D_i \sim \text{Geom}(r_i), \quad (S5)$$

where r_i is the relative flight travel volume among the countries at risk of importation (all countries except the countries which have reported clade Ia or Ib). Given the cumulative number of imported cases globally before country i observed an importation (D_i), the number of countries with nonzero importations N_i can be sampled from

$$N_i = \sum_{j \neq i} [1 - \delta(d_j)], \quad \mathbf{d}_{-i} \sim \text{Multinom}(D_i, \mathbf{r}_{-i}), \quad (S6)$$

where d_j is the cumulative number of imported cases in country j (conditioned on D_i), δ is the Kronecker delta, \mathbf{d}_{-i} is the vector of d_j for all countries except the i -th country, and \mathbf{r}_{-i} is the vector of the relative flight travel volume excluding the i -th country. We simulated the model 10,000 times for each assumption and calculated the median, 2.5th and 97.5th quantiles.

The analysis for back-projection was performed in Julia v1.7.3 and the simulation analysis was performed in R v4.1.3. The code used in the present study was deposited at https://github.com/toshiakiasakura/mpox1b_importation_risk.

Supplementary results

Back-projected cumulative incidence in countries with ongoing outbreaks

Based on the WHO situation report as of 29 August 2024,⁴ the reported numbers of confirmed and suspected mpox cases in the North and South Kivu provinces—where clade 1b is known to circulate in the DRC—are 1443 and 5007, respectively.

Table S1. Estimated cumulative incidence of mpox clade 1b for each pattern of the primary source of importation.

Date	Cumulative reported cases	T_d (days)	Estimated cumulative incidence (95% confidence interval) for the primary source of importation		
			DRC ^a	DRC, Burundi	DRC, Burundi, Rwanda, Uganda, Kenya
2024-08-15	Sweden (1)	7	11,591 (634-51,624)	11,639 (637-51,839)	3,614 (198-16,095)
		10	8114 (444-36,137)	8148 (446-36,287)	2,530 (138-11,266)
2024-08-22	Sweden (1), Thailand (1)	7	23,183 (3,765-72,255)	23,279 (3,781-72,556)	7,227 (1,174-22,527)
		10	16,228 (2,636-50,579)	16,295 (2,647-50,789)	5,059 (822-15,769)

^a Estimates for DRC can also be interpreted as the cumulative incidence in North and South Kivu if we assume the travellers' prevalence between North/South Kivu and other provinces within the DRC is proportional to the population size distribution.

Sensitivity analysis for the simulated number of importations and number of countries ever importing given one observation in a specific country

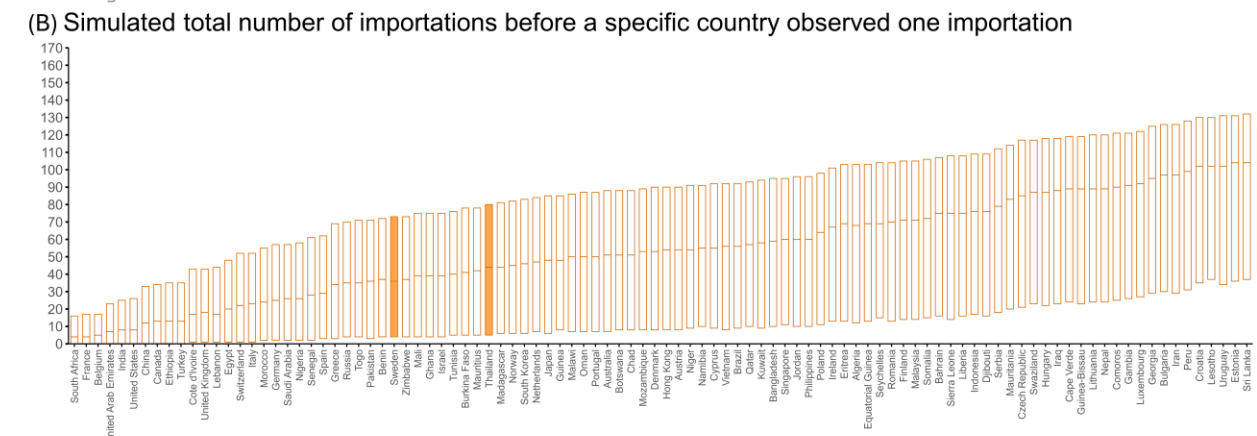
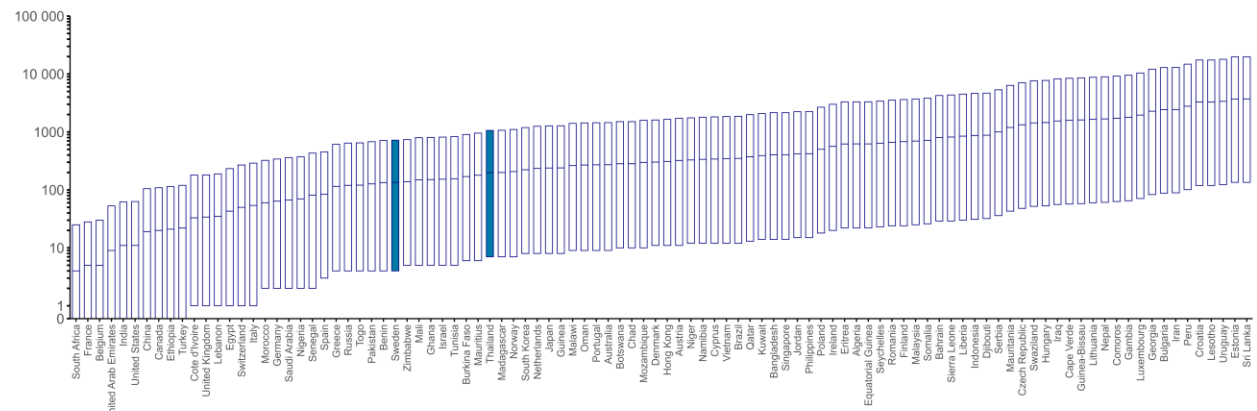
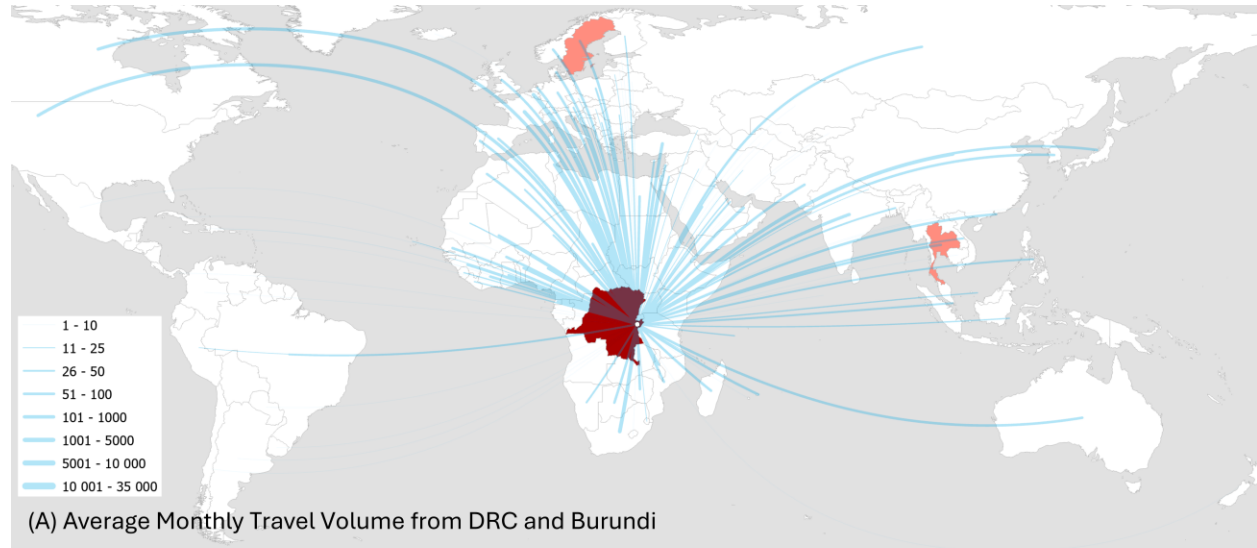


Figure S1. Travel volumes, and simulated number of importations and countries before the first importation in a specific country. (A) Travel volume from the DRC and Burundi combined to international countries. **(B)** Simulated total number of importations before a specific

country observed one importation and **(C)** Simulated number of countries with importations before a specific country observed one importation. Only the top 100 countries with the highest travel volume are included in the figure. Flight volumes for the above countries to Angola, Burundi, Cameroon, DRC, Central African Republic, Gabon, Kenya, Rwanda, Republic of the Congo, South Sudan, Tanzania, Uganda and Zambia were excluded as they have reported historic or current clade Ia or Ib mpox cases.

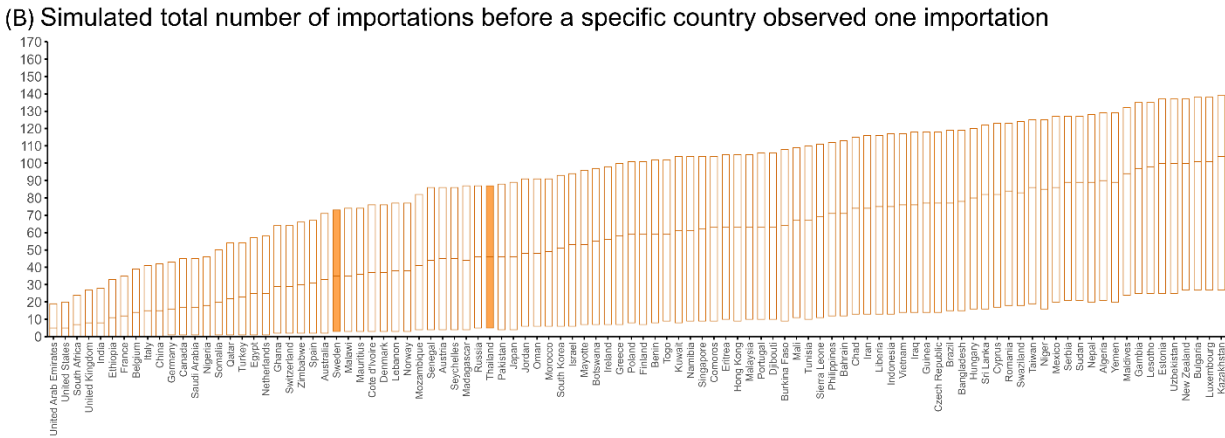
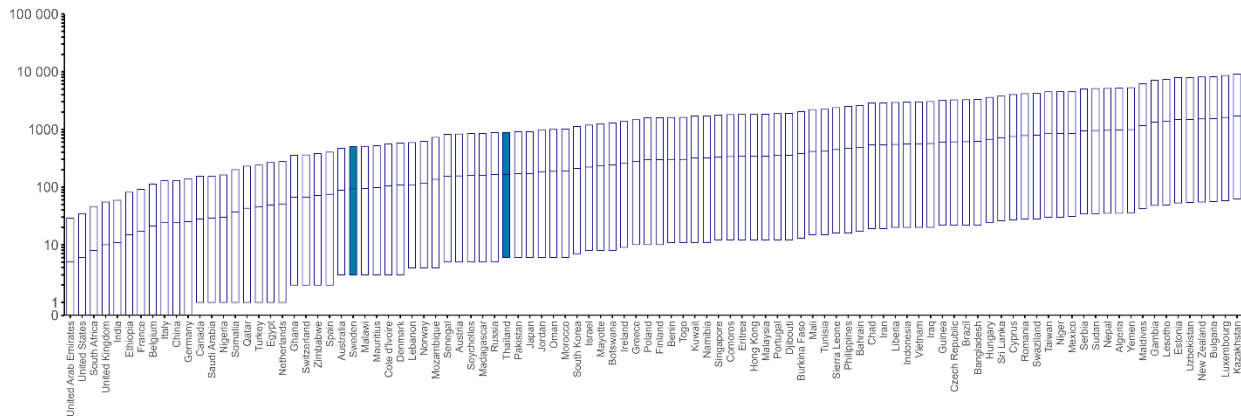
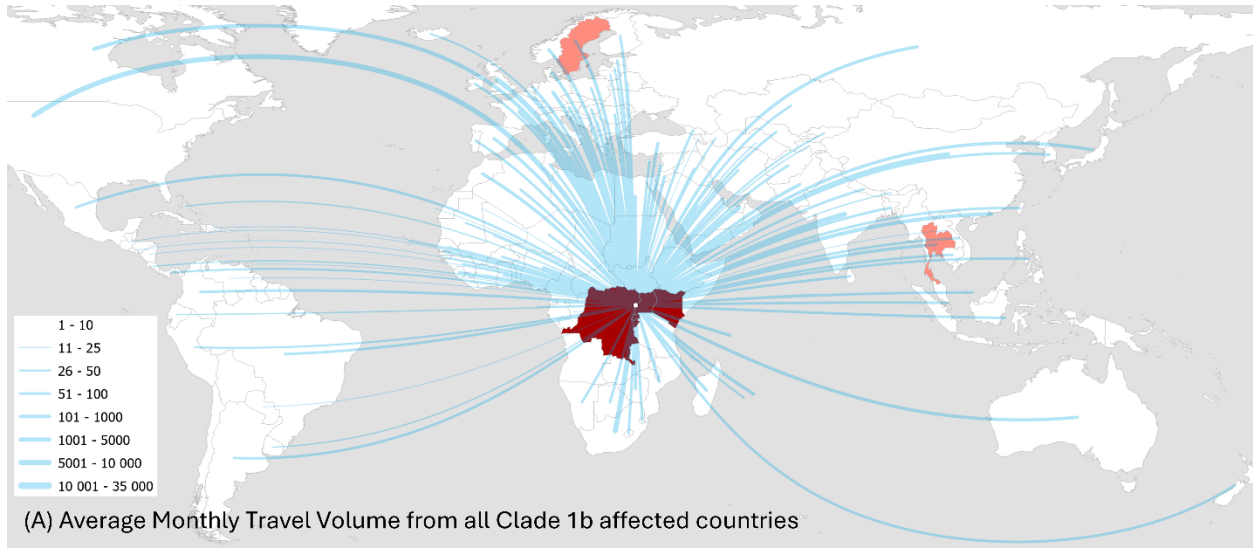


Figure S2. Travel volumes, and simulated number of importations and countries before the first importation in a specific country. (A) Travel volume from the DRC, Burundi, Uganda, Kenya and Rwanda combined to international countries. **(B)** Simulated total number of importations before a specific country observed one importation and **(C)** Simulated number of countries with importations before a specific country observed one importation. Only the top 100 countries with the highest travel volume are included in the figure. Flight volumes for the above countries to Angola, Burundi, Cameroon, DRC, Central African Republic, Gabon, Kenya,

Rwanda, Republic of the Congo, South Sudan, Tanzania, Uganda and Zambia were excluded as they have reported historic or current clade Ia or Ib mpox cases.

References

- 1 OAG. Flight database & statistics | Aviation analytics | OAG. <https://www.oag.com> (accessed 6 Sep 2024).
- 2 United Nations. United Nations | Data Portal Population Division. <https://population.un.org/dataportal/home> (accessed 6 Sep 2024).
- 3 GOV.UK. Operational mpox HCID (Clade I) case definition. GOV.UK. <https://www.gov.uk/guidance/operational-mpox-monkeypox-hcid-case-definition> (accessed 6 Sep 2024).
- 4 WHO. Rapport de la situation épidémiologique de la variole simienne (Mpox) en RDC sitrep No 025 (29 août 2024) - Democratic Republic of the Congo | ReliefWeb. 2024. <https://reliefweb.int/report/democratic-republic-congo/rapport-de-la-situation-epidemiologique-de-la-variole-simienne-mpox-en-rdc-sitrep-no-025-29-aout-2024> (accessed 6 Sep 2024).